



Full wwPDB X-ray Structure Validation Report ⓘ

Jun 17, 2024 – 01:55 AM EDT

PDB ID : 2WSE
Title : Improved Model of Plant Photosystem I
Authors : Amunts, A.; Toporik, H.; Borovikov, A.; Nelson, N.
Deposited on : 2009-09-05
Resolution : 3.49 Å(reported)

This is a Full wwPDB X-ray Structure Validation Report for a publicly released PDB entry.

We welcome your comments at validation@mail.wwpdb.org

A user guide is available at

<https://www.wwpdb.org/validation/2017/XrayValidationReportHelp>

with specific help available everywhere you see the ⓘ symbol.

The types of validation reports are described at

<http://www.wwpdb.org/validation/2017/FAQs#types>.

The following versions of software and data (see [references ⓘ](#)) were used in the production of this report:

MolProbity : 4.02b-467
Mogul : 2022.3.0, CSD as543be (2022)
Xtriage (Phenix) : 1.20.1
EDS : 2.37.1
buster-report : 1.1.7 (2018)
Percentile statistics : 20191225.v01 (using entries in the PDB archive December 25th 2019)
Refmac : 5.8.0158
CCP4 : 7.0.044 (Gargrove)
Ideal geometry (proteins) : Engh & Huber (2001)
Ideal geometry (DNA, RNA) : Parkinson et al. (1996)
Validation Pipeline (wwPDB-VP) : 2.37.1

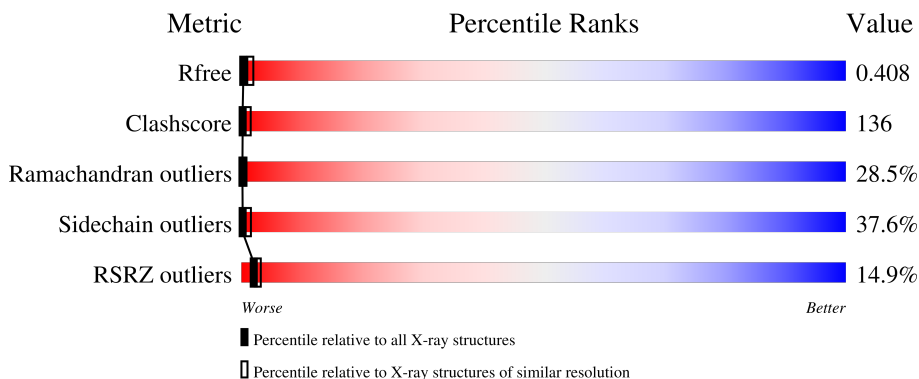
1 Overall quality at a glance i

The following experimental techniques were used to determine the structure:

X-RAY DIFFRACTION

The reported resolution of this entry is 3.49 Å.

Percentile scores (ranging between 0-100) for global validation metrics of the entry are shown in the following graphic. The table shows the number of entries on which the scores are based.



Metric	Whole archive (#Entries)	Similar resolution (#Entries, resolution range(Å))
R_{free}	130704	1659 (3.60-3.40)
Clashscore	141614	1036 (3.58-3.42)
Ramachandran outliers	138981	1005 (3.58-3.42)
Sidechain outliers	138945	1006 (3.58-3.42)
RSRZ outliers	127900	1559 (3.60-3.40)

The table below summarises the geometric issues observed across the polymeric chains and their fit to the electron density. The red, orange, yellow and green segments of the lower bar indicate the fraction of residues that contain outliers for ≥ 3 , 2, 1 and 0 types of geometric quality criteria respectively. A grey segment represents the fraction of residues that are not modelled. The numeric value for each fraction is indicated below the corresponding segment, with a dot representing fractions $\leq 5\%$. The upper red bar (where present) indicates the fraction of residues that have poor fit to the electron density. The numeric value is given above the bar.

Mol	Chain	Length	Quality of chain
1	1	241	18% (Poor fit) 27% (0 outliers), 26% (1 outlier), 12% (2 outliers), 32% (3+ outliers) 6% (0 outliers), 18% (1 outlier), 26% (2 outliers), 17% (3+ outliers)
2	2	269	14% (Poor fit) 7% (0 outliers), 20% (1 outlier), 25% (2 outliers), 13% (3+ outliers) 7% (0 outliers), 20% (1 outlier), 25% (2 outliers), 13% (3+ outliers)
3	3	276	23% (Poor fit) 17% (0 outliers), 18% (1 outlier), 17% (2 outliers), 6% (3+ outliers) 17% (0 outliers), 18% (1 outlier), 17% (2 outliers), 6% (3+ outliers)
4	4	251	10% (Poor fit) 6% (0 outliers), 18% (1 outlier), 26% (2 outliers), 17% (3+ outliers) 6% (0 outliers), 18% (1 outlier), 26% (2 outliers), 17% (3+ outliers)
5	A	758	11% (Poor fit) 6% (0 outliers), 47% (1 outlier), 34% (2 outliers), 9% (3+ outliers) 6% (0 outliers), 47% (1 outlier), 34% (2 outliers), 9% (3+ outliers)

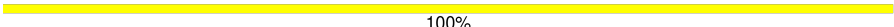
Continued on next page...

Continued from previous page...

Mol	Chain	Length	Quality of chain
6	B	734	
7	C	81	
8	D	212	
9	E	143	
10	F	231	
11	G	167	
12	H	144	
13	I	40	
14	J	44	
15	K	131	
16	L	216	
17	N	170	
18	R	53	
19	M	2	100%
19	O	2	100%
19	P	2	100%
19	Q	2	100%
19	S	2	100%
19	T	2	100%
19	U	2	100%
19	V	2	100%
19	W	2	100%
19	X	2	100%
19	Y	2	100%
19	Z	2	100%

Continued on next page...

Continued from previous page...

Mol	Chain	Length	Quality of chain
19	a	2	 100%

The following table lists non-polymeric compounds, carbohydrate monomers and non-standard residues in protein, DNA, RNA chains that are outliers for geometric or electron-density-fit criteria:

Mol	Type	Chain	Res	Chirality	Geometry	Clashes	Electron density
19	GLC	M	1	-	-	-	X
19	FRU	M	2	X	-	-	X
19	GLC	O	1	-	-	X	-
19	FRU	O	2	X	-	X	X
19	GLC	P	1	-	-	X	-
19	FRU	P	2	X	-	X	X
19	GLC	Q	1	-	-	-	X
19	FRU	Q	2	X	-	X	X
19	GLC	S	1	-	-	X	-
19	FRU	S	2	X	-	X	-
19	GLC	T	1	-	-	X	-
19	FRU	T	2	X	-	X	-
19	GLC	U	1	-	-	X	-
19	FRU	U	2	X	-	X	-
19	FRU	V	2	X	-	-	-
19	FRU	W	2	X	-	-	-
19	GLC	X	1	-	-	X	-
19	FRU	X	2	X	-	X	X
19	GLC	Y	1	-	-	X	-
19	FRU	Y	2	X	-	X	-
19	GLC	Z	1	-	-	X	-
19	FRU	Z	2	X	-	X	-
19	GLC	a	1	-	-	-	X
19	FRU	a	2	X	-	-	-
20	CLA	1	201	X	-	-	-
20	CLA	1	202	X	-	X	-
20	CLA	1	203	X	-	-	-
20	CLA	1	204	X	-	-	-
20	CLA	1	205	X	-	-	-
20	CLA	1	206	X	-	-	-
20	CLA	1	207	X	-	-	-
20	CLA	1	208	X	-	-	-
20	CLA	1	209	X	-	-	-
20	CLA	1	210	X	-	-	-
20	CLA	1	211	X	-	-	-

Continued on next page...

Continued from previous page...

Mol	Type	Chain	Res	Chirality	Geometry	Clashes	Electron density
20	CLA	1	212	X	-	-	-
20	CLA	1	214	X	-	-	-
20	CLA	1	215	X	-	X	-
20	CLA	1	216	X	-	-	-
20	CLA	2	301	X	-	-	X
20	CLA	2	302	X	-	-	-
20	CLA	2	303	X	-	-	-
20	CLA	2	304	X	-	-	-
20	CLA	2	305	X	-	-	-
20	CLA	2	306	X	-	-	-
20	CLA	2	307	X	-	-	-
20	CLA	2	308	X	-	-	X
20	CLA	2	309	X	-	-	-
20	CLA	2	310	X	-	-	X
20	CLA	2	311	X	-	-	-
20	CLA	2	312	X	-	-	-
20	CLA	2	315	X	-	-	-
20	CLA	2	316	X	-	-	-
20	CLA	2	322	X	-	X	-
20	CLA	3	301	X	-	-	X
20	CLA	3	302	X	-	X	-
20	CLA	3	303	X	-	-	-
20	CLA	3	304	X	-	-	-
20	CLA	3	305	X	-	-	-
20	CLA	3	306	X	-	-	X
20	CLA	3	307	X	-	-	-
20	CLA	3	308	X	-	-	-
20	CLA	3	309	X	-	-	X
20	CLA	3	310	X	-	-	X
20	CLA	3	311	X	-	-	-
20	CLA	3	312	X	-	-	-
20	CLA	3	313	X	-	X	X
20	CLA	3	316	X	-	-	-
20	CLA	3	317	X	-	-	-
20	CLA	3	318	X	-	-	-
20	CLA	3	319	X	-	-	-
20	CLA	3	320	X	-	-	-
20	CLA	4	302	X	-	X	-
20	CLA	4	303	X	-	-	-
20	CLA	4	304	X	-	X	-
20	CLA	4	305	X	-	-	-
20	CLA	4	306	X	-	-	X

Continued on next page...

Continued from previous page...

Mol	Type	Chain	Res	Chirality	Geometry	Clashes	Electron density
20	CLA	4	307	X	-	-	-
20	CLA	4	308	X	-	-	-
20	CLA	4	309	X	-	-	-
20	CLA	4	310	X	-	-	-
20	CLA	4	311	X	-	-	-
20	CLA	4	312	X	-	-	-
20	CLA	4	313	X	-	-	-
20	CLA	4	314	X	-	-	-
20	CLA	4	315	X	-	-	-
20	CLA	4	316	X	-	-	-
20	CLA	4	318	X	-	-	-
20	CLA	4	319	X	-	-	-
20	CLA	A	801	X	-	-	-
20	CLA	A	802	X	-	-	X
20	CLA	A	803	X	-	-	-
20	CLA	A	804	X	-	X	-
20	CLA	A	805	X	-	X	-
20	CLA	A	806	X	-	X	-
20	CLA	A	807	X	-	X	X
20	CLA	A	808	X	-	X	-
20	CLA	A	809	X	-	X	-
20	CLA	A	810	X	-	-	X
20	CLA	A	811	X	-	X	X
20	CLA	A	812	X	-	-	-
20	CLA	A	813	X	-	-	-
20	CLA	A	814	X	-	X	X
20	CLA	A	815	X	-	X	-
20	CLA	A	816	X	-	X	-
20	CLA	A	817	X	-	-	-
20	CLA	A	818	X	-	X	X
20	CLA	A	819	X	-	X	X
20	CLA	A	820	X	-	-	X
20	CLA	A	821	X	-	-	-
20	CLA	A	822	X	-	X	-
20	CLA	A	823	X	-	-	X
20	CLA	A	824	X	-	X	-
20	CLA	A	825	X	-	X	-
20	CLA	A	826	X	-	X	X
20	CLA	A	827	X	-	X	-
20	CLA	A	828	X	-	-	-
20	CLA	A	829	X	-	-	X
20	CLA	A	830	X	-	X	-

Continued on next page...

Continued from previous page...

Mol	Type	Chain	Res	Chirality	Geometry	Clashes	Electron density
20	CLA	A	831	X	-	-	-
20	CLA	A	832	X	-	-	-
20	CLA	A	833	X	-	-	-
20	CLA	A	834	X	-	-	-
20	CLA	A	835	X	-	-	-
20	CLA	A	836	X	-	-	-
20	CLA	A	837	X	-	-	-
20	CLA	A	838	X	-	X	-
20	CLA	A	839	X	-	X	X
20	CLA	A	840	X	-	-	-
20	CLA	A	841	X	-	X	-
20	CLA	A	850	X	-	-	-
20	CLA	A	851	X	-	X	-
20	CLA	A	852	X	-	X	-
20	CLA	B	803	X	-	X	X
20	CLA	B	804	X	-	-	-
20	CLA	B	805	X	-	-	-
20	CLA	B	806	X	-	-	-
20	CLA	B	807	X	-	X	-
20	CLA	B	808	X	-	X	-
20	CLA	B	809	X	-	-	-
20	CLA	B	810	X	-	-	-
20	CLA	B	811	X	-	X	-
20	CLA	B	812	X	-	-	-
20	CLA	B	813	X	-	-	-
20	CLA	B	814	X	-	X	X
20	CLA	B	815	X	-	X	-
20	CLA	B	816	X	-	-	-
20	CLA	B	817	X	-	-	-
20	CLA	B	818	X	-	-	-
20	CLA	B	819	X	-	X	-
20	CLA	B	820	X	-	-	-
20	CLA	B	821	X	-	X	-
20	CLA	B	822	X	-	X	-
20	CLA	B	823	X	-	X	-
20	CLA	B	824	X	-	X	-
20	CLA	B	825	X	-	X	-
20	CLA	B	826	X	-	X	-
20	CLA	B	827	X	-	X	-
20	CLA	B	828	X	-	-	-
20	CLA	B	829	X	-	-	-
20	CLA	B	830	X	-	X	-

Continued on next page...

Continued from previous page...

Mol	Type	Chain	Res	Chirality	Geometry	Clashes	Electron density
20	CLA	B	831	X	-	-	-
20	CLA	B	832	X	-	X	-
20	CLA	B	833	X	-	X	X
20	CLA	B	834	X	-	-	X
20	CLA	B	835	X	-	-	-
20	CLA	B	836	X	-	X	-
20	CLA	B	837	X	-	X	-
20	CLA	B	838	X	-	X	X
20	CLA	B	839	X	-	X	-
20	CLA	B	840	X	-	-	X
20	CLA	B	849	X	-	X	-
20	CLA	B	850	X	-	X	-
20	CLA	B	851	X	-	X	-
20	CLA	F	204	X	-	-	-
20	CLA	F	205	X	-	-	-
20	CLA	F	206	X	-	-	-
20	CLA	G	102	X	-	-	-
20	CLA	H	101	X	-	X	-
20	CLA	H	102	X	-	-	-
20	CLA	H	103	X	-	-	X
20	CLA	H	109	X	-	-	-
20	CLA	I	102	X	-	-	-
20	CLA	J	101	X	-	X	-
20	CLA	J	103	X	-	X	-
20	CLA	K	101	X	-	-	-
20	CLA	K	102	X	-	-	X
20	CLA	K	103	X	-	-	X
20	CLA	K	108	X	-	X	X
20	CLA	L	201	X	-	X	-
20	CLA	L	202	X	-	X	-
20	CLA	L	203	X	-	-	X
20	CLA	L	207	X	-	-	-
20	CLA	L	208	X	-	X	-
20	CLA	L	209	X	-	-	-
20	CLA	R	107	X	-	-	X
20	CLA	R	108	X	-	-	-
21	LMU	1	217	-	-	-	X
21	LMU	1	218	-	-	-	X
21	LMU	2	313	-	-	-	X
21	LMU	2	320	-	-	-	X
21	LMU	4	320	-	-	-	X
21	LMU	A	848	-	-	-	X

Continued on next page...

Continued from previous page...

Mol	Type	Chain	Res	Chirality	Geometry	Clashes	Electron density
21	LMU	A	849	-	-	-	X
21	LMU	A	853	-	-	-	X
21	LMU	A	854	-	-	X	-
21	LMU	A	855	-	-	X	-
21	LMU	B	801	-	-	-	X
21	LMU	B	847	-	-	X	-
21	LMU	E	101	-	-	X	-
21	LMU	H	104	-	-	X	-
21	LMU	H	106	-	-	X	-
21	LMU	H	108	-	-	X	-
21	LMU	K	104	-	-	-	X
21	LMU	K	105	-	-	X	-
21	LMU	K	106	-	-	X	-
21	LMU	L	204	-	-	-	X
21	LMU	N	101	-	-	X	-
21	LMU	R	101	X	-	-	-
21	LMU	R	102	-	-	-	X
21	LMU	R	103	-	-	X	-
21	LMU	R	109	-	-	X	-
22	BCR	3	314	-	-	X	-
22	BCR	A	843	-	-	X	X
22	BCR	A	844	-	-	X	X
22	BCR	A	845	-	-	X	-
22	BCR	A	846	-	-	X	-
22	BCR	A	847	-	-	X	X
22	BCR	B	845	-	-	X	-
22	BCR	B	846	-	-	X	X
22	BCR	F	202	-	-	X	X
22	BCR	F	203	-	-	X	-
22	BCR	I	103	-	-	X	X
22	BCR	J	102	-	-	X	X
22	BCR	L	210	-	-	X	X
23	PQN	A	842	X	-	-	X
23	PQN	B	841	X	-	X	X
24	SF4	A	857	-	-	X	-
24	SF4	C	102	-	-	X	-
24	SF4	C	103	-	-	X	-
25	LMG	B	848	-	-	X	X

2 Entry composition

There are 26 unique types of molecules in this entry. The entry contains 36461 atoms, of which 0 are hydrogens and 0 are deuteriums.

In the tables below, the ZeroOcc column contains the number of atoms modelled with zero occupancy, the AltConf column contains the number of residues with at least one atom in alternate conformation and the Trace column contains the number of residues modelled with at most 2 atoms.

- Molecule 1 is a protein called AT3G54890.

Mol	Chain	Residues	Atoms					ZeroOcc	AltConf	Trace
			Total	C	N	O	S			
1	1	164	1255	817	206	228	4	0	0	0

There are 2 discrepancies between the modelled and reference sequences:

Chain	Residue	Modelled	Actual	Comment	Reference
1	-33	ILE	LYS	conflict	UNP Q9C5R7
1	-1	ARG	LYS	conflict	UNP Q9C5R7

- Molecule 2 is a protein called TYPE II CHLOROPHYLL A/B BINDING PROTEIN FROM PHOTOSYSTEM I.

Mol	Chain	Residues	Atoms					ZeroOcc	AltConf	Trace
			Total	C	N	O	S			
2	2	176	1380	902	229	245	4	0	0	0

There are 2 discrepancies between the modelled and reference sequences:

Chain	Residue	Modelled	Actual	Comment	Reference
2	195	ALA	-	insertion	UNP Q41038
2	?	-	GLY	deletion	UNP Q41038

- Molecule 3 is a protein called LHCA3.

Mol	Chain	Residues	Atoms					ZeroOcc	AltConf	Trace
			Total	C	N	O	S			
3	3	160	1233	811	200	217	5	0	0	0

- Molecule 4 is a protein called CHLOROPHYLL A-B BINDING PROTEIN P4, CHLOROPLASTIC.

Mol	Chain	Residues	Atoms					ZeroOcc	AltConf	Trace
			Total	C	N	O	S			
4	4	166	1322	864	219	236	3	0	0	0

There is a discrepancy between the modelled and reference sequences:

Chain	Residue	Modelled	Actual	Comment	Reference
4	?	-	ALA	deletion	UNP Q9SQL2

- Molecule 5 is a protein called PHOTOSYSTEM I P700 CHLOROPHYLL A APOPROTEIN A1.

Mol	Chain	Residues	Atoms					ZeroOcc	AltConf	Trace
			Total	C	N	O	S			
5	A	730	5745	3766	974	987	18	0	0	0

- Molecule 6 is a protein called PHOTOSYSTEM I P700 CHLOROPHYLL A APOPROTEIN A2.

Mol	Chain	Residues	Atoms					ZeroOcc	AltConf	Trace
			Total	C	N	O	S			
6	B	733	5848	3843	997	995	13	0	0	0

- Molecule 7 is a protein called PHOTOSYSTEM I IRON-SULFUR CENTER.

Mol	Chain	Residues	Atoms					ZeroOcc	AltConf	Trace
			Total	C	N	O	S			
7	C	81	619	384	108	115	12	0	0	0

- Molecule 8 is a protein called PHOTOSYSTEM I REACTION CENTER SUBUNIT II, CHLOROPLASTIC.

Mol	Chain	Residues	Atoms					ZeroOcc	AltConf	Trace
			Total	C	N	O	S			
8	D	138	1095	704	189	198	4	0	0	0

There are 8 discrepancies between the modelled and reference sequences:

Chain	Residue	Modelled	Actual	Comment	Reference
D	-52	GLY	ALA	conflict	UNP P12353
D	-50	PRO	GLN	conflict	UNP P12353
D	-44	ARG	PRO	conflict	UNP P12353
D	-34	GLU	ASP	conflict	UNP P12353
D	-11	LEU	HIS	conflict	UNP P12353

Continued on next page...

Continued from previous page...

Chain	Residue	Modelled	Actual	Comment	Reference
D	-9	THR	SER	conflict	UNP P12353
D	12	THR	PRO	conflict	UNP P12353
D	14	ALA	GLY	conflict	UNP P12353

- Molecule 9 is a protein called PHOTOSYSTEM I REACTION CENTER SUBUNIT IV A, CHLOROPLASTIC.

Mol	Chain	Residues	Atoms				ZeroOcc	AltConf	Trace
			Total	C	N	O			
9	E	65	520	332	93	95	0	0	0

- Molecule 10 is a protein called PHOTOSYSTEM I REACTION CENTER SUBUNIT III, CHLOROPLASTIC.

Mol	Chain	Residues	Atoms					ZeroOcc	AltConf	Trace
			Total	C	N	O	S			
10	F	154	1221	794	207	217	3	0	0	0

- Molecule 11 is a protein called PHOTOSYSTEM I REACTION CENTER SUBUNIT V, CHLOROPLASTIC.

Mol	Chain	Residues	Atoms				ZeroOcc	AltConf	Trace	
			Total	C	N	O				S
11	G	95	740	481	120	137	2	0	0	0

- Molecule 12 is a protein called PHOTOSYSTEM I REACTION CENTER SUBUNIT VI, CHLOROPLASTIC.

Mol	Chain	Residues	Atoms			ZeroOcc	AltConf	Trace	
			Total	C	N				O
12	H	69	529	344	82	103	0	0	0

- Molecule 13 is a protein called PHOTOSYSTEM I REACTION CENTER SUBUNIT VIII.

Mol	Chain	Residues	Atoms					ZeroOcc	AltConf	Trace
			Total	C	N	O	S			
13	I	30	229	158	34	35	2	0	0	0

- Molecule 14 is a protein called PHOTOSYSTEM I REACTION CENTER SUBUNIT IX.

Mol	Chain	Residues	Atoms					ZeroOcc	AltConf	Trace
			Total	C	N	O	S			
14	J	42	338	230	51	56	1	0	0	0

- Molecule 15 is a protein called PHOTOSYSTEM I REACTION CENTER SUBUNIT PSAK, CHLOROPLASTIC.

Mol	Chain	Residues	Atoms					ZeroOcc	AltConf	Trace
			Total	C	N	O	S			
15	K	84	593	374	102	113	4	0	0	0

There is a discrepancy between the modelled and reference sequences:

Chain	Residue	Modelled	Actual	Comment	Reference
K	47	ILE	LEU	conflict	UNP P36886

- Molecule 16 is a protein called PHOTOSYSTEM I REACTION CENTER SUBUNIT XI, CHLOROPLASTIC.

Mol	Chain	Residues	Atoms					ZeroOcc	AltConf	Trace
			Total	C	N	O	S			
16	L	161	1203	791	193	214	5	0	0	0

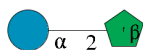
- Molecule 17 is a protein called PHOTOSYSTEM I-N SUBUNIT.

Mol	Chain	Residues	Atoms					ZeroOcc	AltConf	Trace
			Total	C	N	O	S			
17	N	85	685	436	113	132	4	0	0	0

- Molecule 18 is a protein called PHOTOSYSTEM I-N SUBUNIT.

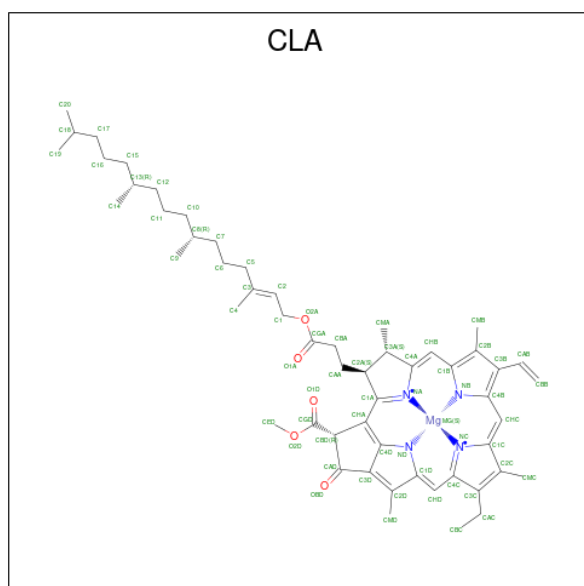
Mol	Chain	Residues	Atoms				ZeroOcc	AltConf	Trace
			Total	C	N	O			
18	R	53	265	159	53	53	0	0	0

- Molecule 19 is an oligosaccharide called beta-D-fructofuranose-(2-1)-alpha-D-glucopyranose.



Mol	Chain	Residues	Atoms			ZeroOcc	AltConf	Trace
19	M	2	Total	C	O	0	0	0
			23	12	11			
19	O	2	Total	C	O	0	0	0
			22	12	10			
19	P	2	Total	C	O	0	0	0
			23	12	11			
19	Q	2	Total	C	O	0	0	0
			23	12	11			
19	S	2	Total	C	O	0	0	0
			23	12	11			
19	T	2	Total	C	O	0	0	0
			23	12	11			
19	U	2	Total	C	O	0	0	0
			23	12	11			
19	V	2	Total	C	O	0	0	0
			23	12	11			
19	W	2	Total	C	O	0	0	0
			23	12	11			
19	X	2	Total	C	O	0	0	0
			23	12	11			
19	Y	2	Total	C	O	0	0	0
			23	12	11			
19	Z	2	Total	C	O	0	0	0
			23	12	11			
19	a	2	Total	C	O	0	0	0
			23	12	11			

- Molecule 20 is CHLOROPHYLL A (three-letter code: CLA) (formula: $C_{55}H_{72}MgN_4O_5$).



Mol	Chain	Residues	Atoms				ZeroOcc	AltConf	
20	1	1	Total	C	Mg	N	O	0	0
			46	36	1	4	5		
20	1	1	Total	C	Mg	N	O	0	0
			57	47	1	4	5		
20	1	1	Total	C	Mg	N	O	0	0
			47	37	1	4	5		
20	1	1	Total	C	Mg	N	O	0	0
			46	36	1	4	5		
20	1	1	Total	C	Mg	N		0	0
			25	20	1	4			
20	1	1	Total	C	Mg	N	O	0	0
			61	51	1	4	5		
20	1	1	Total	C	Mg	N	O	0	0
			51	41	1	4	5		
20	1	1	Total	C	Mg	N		0	0
			25	20	1	4			
20	1	1	Total	C	Mg	N	O	0	0
			36	30	1	4	1		
20	1	1	Total	C	Mg	N	O	0	0
			51	41	1	4	5		
20	1	1	Total	C	Mg	N		0	0
			25	20	1	4			
20	1	1	Total	C	Mg	N		0	0
			25	20	1	4			
20	1	1	Total	C	Mg	N	O	0	0
			61	51	1	4	5		
20	1	1	Total	C	Mg	N		0	0
			25	20	1	4			
20	2	1	Total	C	Mg	N		0	0
			25	20	1	4			
20	2	1	Total	C	Mg	N	O	0	0
			51	41	1	4	5		
20	2	1	Total	C	Mg	N	O	0	0
			65	55	1	4	5		
20	2	1	Total	C	Mg	N		0	0
			25	20	1	4			
20	2	1	Total	C	Mg	N	O	0	0
			50	40	1	4	5		
20	2	1	Total	C	Mg	N		0	0
			25	20	1	4			
20	2	1	Total	C	Mg	N	O	0	0
			65	55	1	4	5		

Continued on next page...

Continued from previous page...

Mol	Chain	Residues	Atoms					ZeroOcc	AltConf
20	2	1	Total	C	Mg	N	O	0	0
			65	55	1	4	5		
20	2	1	Total	C	Mg	N		0	0
			25	20	1	4			
20	2	1	Total	C	Mg	N		0	0
			25	20	1	4			
20	2	1	Total	C	Mg	N	O	0	0
			50	40	1	4	5		
20	2	1	Total	C	Mg	N	O	0	0
			50	40	1	4	5		
20	2	1	Total	C	Mg	N		0	0
			25	20	1	4			
20	2	1	Total	C	Mg	N	O	0	0
			65	55	1	4	5		
20	2	1	Total	C	Mg	N	O	0	0
			61	51	1	4	5		
20	3	1	Total	C	Mg	N	O	0	0
			36	30	1	4	1		
20	3	1	Total	C	Mg	N	O	0	0
			50	40	1	4	5		
20	3	1	Total	C	Mg	N		0	0
			25	20	1	4			
20	3	1	Total	C	Mg	N	O	0	0
			36	30	1	4	1		
20	3	1	Total	C	Mg	N		0	0
			25	20	1	4			
20	3	1	Total	C	Mg	N		0	0
			25	20	1	4			
20	3	1	Total	C	Mg	N	O	0	0
			42	34	1	4	3		
20	3	1	Total	C	Mg	N		0	0
			25	20	1	4			
20	3	1	Total	C	Mg	N		0	0
			25	20	1	4			
20	3	1	Total	C	Mg	N	O	0	0
			65	55	1	4	5		
20	3	1	Total	C	Mg	N		0	0
			25	20	1	4			
20	3	1	Total	C	Mg	N	O	0	0
			65	55	1	4	5		

Continued on next page...

Continued from previous page...

Mol	Chain	Residues	Atoms					ZeroOcc	AltConf
20	3	1	Total	C	Mg	N	0	0	
			25	20	1	4			
20	3	1	Total	C	Mg	N	O	0	0
			50	40	1	4	5		
20	3	1	Total	C	Mg	N	O	0	0
			65	55	1	4	5		
20	3	1	Total	C	Mg	N	0	0	
			25	20	1	4			
20	3	1	Total	C	Mg	N	0	0	
			25	20	1	4			
20	4	1	Total	C	Mg	N	O	0	0
			55	45	1	4	5		
20	4	1	Total	C	Mg	N	O	0	0
			36	30	1	4	1		
20	4	1	Total	C	Mg	N	O	0	0
			65	55	1	4	5		
20	4	1	Total	C	Mg	N	O	0	0
			55	45	1	4	5		
20	4	1	Total	C	Mg	N	O	0	0
			50	40	1	4	5		
20	4	1	Total	C	Mg	N	O	0	0
			52	42	1	4	5		
20	4	1	Total	C	Mg	N	O	0	0
			36	30	1	4	1		
20	4	1	Total	C	Mg	N	0	0	
			25	20	1	4			
20	4	1	Total	C	Mg	N	0	0	
			25	20	1	4			
20	4	1	Total	C	Mg	N	O	0	0
			55	45	1	4	5		
20	4	1	Total	C	Mg	N	0	0	
			25	20	1	4			
20	4	1	Total	C	Mg	N	0	0	
			25	20	1	4			
20	4	1	Total	C	Mg	N	O	0	0
			36	30	1	4	1		
20	4	1	Total	C	Mg	N	0	0	
			25	20	1	4			
20	4	1	Total	C	Mg	N	O	0	0
			46	36	1	4	5		
20	4	1	Total	C	Mg	N	O	0	0
			52	42	1	4	5		

Continued on next page...

Continued from previous page...

Mol	Chain	Residues	Atoms					ZeroOcc	AltConf
20	4	1	Total	C	Mg	N	O	0	0
			47	37	1	4	5		
20	A	1	Total	C	Mg	N	O	0	0
			46	36	1	4	5		
20	A	1	Total	C	Mg	N		0	0
			25	20	1	4			
20	A	1	Total	C	Mg	N	O	0	0
			50	40	1	4	5		
20	A	1	Total	C	Mg	N	O	0	0
			55	45	1	4	5		
20	A	1	Total	C	Mg	N	O	0	0
			65	55	1	4	5		
20	A	1	Total	C	Mg	N	O	0	0
			55	45	1	4	5		
20	A	1	Total	C	Mg	N	O	0	0
			46	36	1	4	5		
20	A	1	Total	C	Mg	N	O	0	0
			65	55	1	4	5		
20	A	1	Total	C	Mg	N	O	0	0
			52	42	1	4	5		
20	A	1	Total	C	Mg	N	O	0	0
			45	35	1	4	5		
20	A	1	Total	C	Mg	N	O	0	0
			65	55	1	4	5		
20	A	1	Total	C	Mg	N	O	0	0
			54	44	1	4	5		
20	A	1	Total	C	Mg	N	O	0	0
			54	44	1	4	5		
20	A	1	Total	C	Mg	N	O	0	0
			45	35	1	4	5		
20	A	1	Total	C	Mg	N	O	0	0
			50	40	1	4	5		
20	A	1	Total	C	Mg	N	O	0	0
			54	44	1	4	5		
20	A	1	Total	C	Mg	N	O	0	0
			52	42	1	4	5		
20	A	1	Total	C	Mg	N	O	0	0
			65	55	1	4	5		
20	A	1	Total	C	Mg	N	O	0	0
			65	55	1	4	5		
20	A	1	Total	C	Mg	N	O	0	0
			51	41	1	4	5		

Continued on next page...

Continued from previous page...

Mol	Chain	Residues	Atoms					ZeroOcc	AltConf
			Total	C	Mg	N	O		
20	A	1	42	34	1	4	3	0	0
20	A	1	55	45	1	4	5	0	0
20	A	1	65	55	1	4	5	0	0
20	A	1	65	55	1	4	5	0	0
20	A	1	65	55	1	4	5	0	0
20	A	1	65	55	1	4	5	0	0
20	A	1	55	45	1	4	5	0	0
20	A	1	65	55	1	4	5	0	0
20	A	1	50	40	1	4	5	0	0
20	A	1	65	55	1	4	5	0	0
20	A	1	55	45	1	4	5	0	0
20	A	1	50	40	1	4	5	0	0
20	A	1	45	35	1	4	5	0	0
20	A	1	49	39	1	4	5	0	0
20	A	1	65	55	1	4	5	0	0
20	A	1	47	37	1	4	5	0	0
20	A	1	47	37	1	4	5	0	0
20	A	1	65	55	1	4	5	0	0
20	A	1	65	55	1	4	5	0	0
20	A	1	50	40	1	4	5	0	0
20	A	1	65	55	1	4	5	0	0

Continued on next page...

Continued from previous page...

Mol	Chain	Residues	Atoms					ZeroOcc	AltConf
			Total	C	Mg	N	O		
20	A	1	65	55	1	4	5	0	0
20	A	1	65	55	1	4	5	0	0
20	A	1	65	55	1	4	5	0	0
20	B	1	65	55	1	4	5	0	0
20	B	1	45	35	1	4	5	0	0
20	B	1	60	50	1	4	5	0	0
20	B	1	65	55	1	4	5	0	0
20	B	1	65	55	1	4	5	0	0
20	B	1	65	55	1	4	5	0	0
20	B	1	54	44	1	4	5	0	0
20	B	1	55	45	1	4	5	0	0
20	B	1	58	48	1	4	5	0	0
20	B	1	65	55	1	4	5	0	0
20	B	1	60	50	1	4	5	0	0
20	B	1	46	36	1	4	5	0	0
20	B	1	59	49	1	4	5	0	0
20	B	1	60	50	1	4	5	0	0
20	B	1	61	51	1	4	5	0	0
20	B	1	50	40	1	4	5	0	0
20	B	1	46	36	1	4	5	0	0
20	B	1	55	45	1	4	5	0	0

Continued on next page...

Continued from previous page...

Mol	Chain	Residues	Atoms					ZeroOcc	AltConf
			Total	C	Mg	N	O		
20	B	1	65	55	1	4	5	0	0
20	B	1	54	44	1	4	5	0	0
20	B	1	58	48	1	4	5	0	0
20	B	1	65	55	1	4	5	0	0
20	B	1	65	55	1	4	5	0	0
20	B	1	65	55	1	4	5	0	0
20	B	1	65	55	1	4	5	0	0
20	B	1	50	40	1	4	5	0	0
20	B	1	50	40	1	4	5	0	0
20	B	1	65	55	1	4	5	0	0
20	B	1	50	40	1	4	5	0	0
20	B	1	45	35	1	4	5	0	0
20	B	1	45	35	1	4	5	0	0
20	B	1	51	41	1	4	5	0	0
20	B	1	60	50	1	4	5	0	0
20	B	1	65	55	1	4	5	0	0
20	B	1	47	37	1	4	5	0	0
20	B	1	65	55	1	4	5	0	0
20	B	1	65	55	1	4	5	0	0
20	B	1	36	30	1	4	1	0	0
20	B	1	65	55	1	4	5	0	0

Continued on next page...

Continued from previous page...

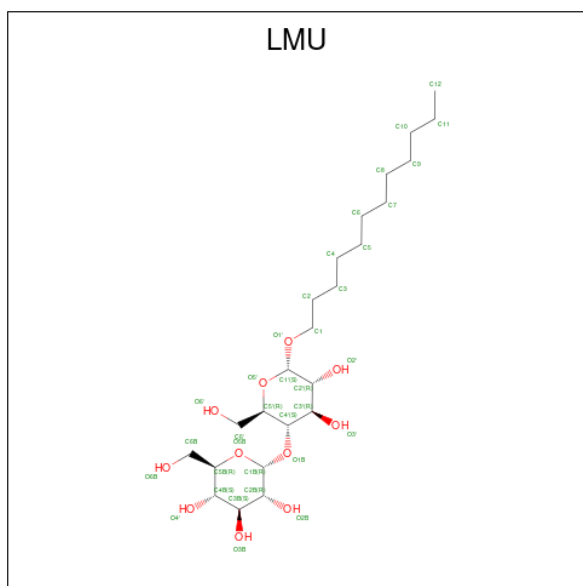
Mol	Chain	Residues	Atoms				ZeroOcc	AltConf	
			Total	C	Mg	N	O		
20	B	1	65	55	1	4	5	0	0
20	B	1	65	55	1	4	5	0	0
20	F	1	36	30	1	4	1	0	0
20	F	1	41	33	1	4	3	0	0
20	F	1	53	43	1	4	5	0	0
20	G	1	51	41	1	4	5	0	0
20	H	1	55	45	1	4	5	0	0
20	H	1	55	45	1	4	5	0	0
20	H	1	55	45	1	4	5	0	0
20	H	1	60	50	1	4	5	0	0
20	I	1	60	50	1	4	5	0	0
20	J	1	48	38	1	4	5	0	0
20	J	1	61	51	1	4	5	0	0
20	K	1	45	35	1	4	5	0	0
20	K	1	50	40	1	4	5	0	0
20	K	1	65	55	1	4	5	0	0
20	K	1	50	40	1	4	5	0	0
20	L	1	55	45	1	4	5	0	0
20	L	1	65	55	1	4	5	0	0
20	L	1	55	45	1	4	5	0	0
20	L	1	50	40	1	4	5	0	0

Continued on next page...

Continued from previous page...

Mol	Chain	Residues	Atoms					ZeroOcc	AltConf
20	L	1	Total	C	Mg	N	O	0	0
			47	37	1	4	5		
20	L	1	Total	C	Mg	N	O	0	0
			50	40	1	4	5		
20	R	1	Total	C	Mg	N	O	0	0
			57	47	1	4	5		
20	R	1	Total	C	Mg	N	O	0	0
			58	48	1	4	5		

- Molecule 21 is DODECYL-ALPHA-D-MALTOSE (three-letter code: LMU) (formula: $C_{24}H_{46}O_{11}$).



Mol	Chain	Residues	Atoms			ZeroOcc	AltConf
21	1	1	Total	C	O	0	0
			35	24	11		
21	1	1	Total	C	O	0	0
			35	24	11		
21	1	1	Total	C	O	0	0
			35	24	11		
21	1	1	Total	C	O	0	0
			35	24	11		
21	2	1	Total	C	O	0	0
			35	24	11		
21	2	1	Total	C	O	0	0
			35	24	11		

Continued on next page...

Continued from previous page...

Mol	Chain	Residues	Atoms			ZeroOcc	AltConf
21	2	1	Total	C	O	0	0
			35	24	11		
21	2	1	Total	C	O	0	0
			35	24	11		
21	2	1	Total	C	O	0	0
			35	24	11		
21	3	1	Total	C	O	0	0
			35	24	11		
21	3	1	Total	C	O	0	0
			35	24	11		
21	4	1	Total	C	O	0	0
			35	24	11		
21	4	1	Total	C	O	0	0
			35	24	11		
21	4	1	Total	C	O	0	0
			34	23	11		
21	4	1	Total	C	O	0	0
			35	24	11		
21	4	1	Total	C	O	0	0
			35	24	11		
21	A	1	Total	C	O	0	0
			35	24	11		
21	A	1	Total	C	O	0	0
			35	24	11		
21	A	1	Total	C	O	0	0
			35	24	11		
21	A	1	Total	C	O	0	0
			35	24	11		
21	A	1	Total	C	O	0	0
			35	24	11		
21	B	1	Total	C	O	0	0
			35	24	11		
21	B	1	Total	C	O	0	0
			35	24	11		
21	B	1	Total	C	O	0	0
			35	24	11		
21	C	1	Total	C	O	0	0
			35	24	11		
21	D	1	Total	C	O	0	0
			35	24	11		

Continued on next page...

Continued from previous page...

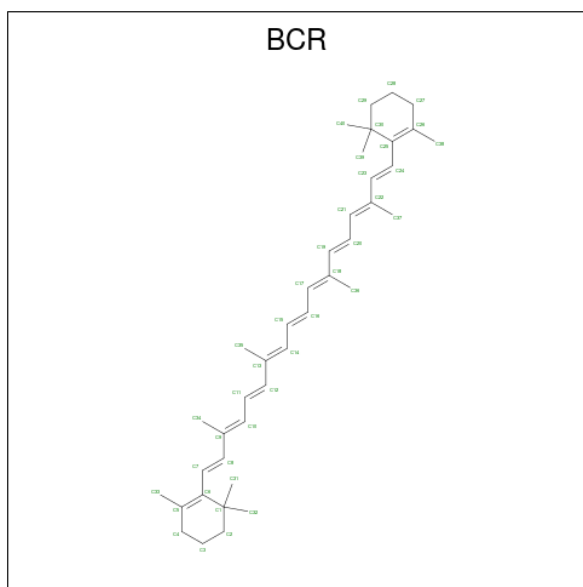
Mol	Chain	Residues	Atoms			ZeroOcc	AltConf
21	E	1	Total	C	O	0	0
			35	24	11		
21	F	1	Total	C	O	0	0
			34	23	11		
21	G	1	Total	C	O	0	0
			35	24	11		
21	H	1	Total	C	O	0	0
			35	24	11		
21	H	1	Total	C	O	0	0
			35	24	11		
21	H	1	Total	C	O	0	0
			35	24	11		
21	H	1	Total	C	O	0	0
			35	24	11		
21	H	1	Total	C	O	0	0
			35	24	11		
21	K	1	Total	C	O	0	0
			35	24	11		
21	K	1	Total	C	O	0	0
			35	24	11		
21	K	1	Total	C	O	0	0
			35	24	11		
21	K	1	Total	C	O	0	0
			35	24	11		
21	L	1	Total	C	O	0	0
			35	24	11		
21	L	1	Total	C	O	0	0
			35	24	11		
21	L	1	Total	C	O	0	0
			35	24	11		
21	N	1	Total	C	O	0	0
			35	24	11		
21	R	1	Total	C	O	0	0
			35	24	11		
21	R	1	Total	C	O	0	0
			35	24	11		
21	R	1	Total	C	O	0	0
			35	24	11		
21	R	1	Total	C	O	0	0
			35	24	11		

Continued on next page...

Continued from previous page...

Mol	Chain	Residues	Atoms		ZeroOcc	AltConf
21	R	1	Total	C O	0	0
			35	24 11		
21	R	1	Total	C O	0	0
			35	24 11		

- Molecule 22 is BETA-CAROTENE (three-letter code: BCR) (formula: C₄₀H₅₆).



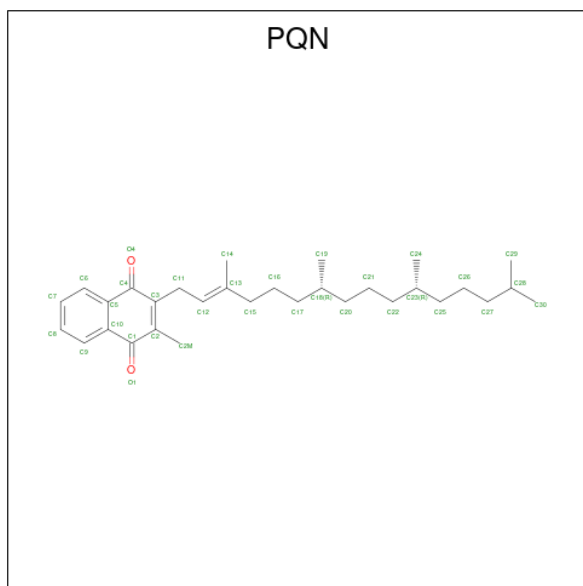
Mol	Chain	Residues	Atoms		ZeroOcc	AltConf
22	3	1	Total	C	0	0
			40	40		
22	A	1	Total	C	0	0
			40	40		
22	A	1	Total	C	0	0
			40	40		
22	A	1	Total	C	0	0
			40	40		
22	A	1	Total	C	0	0
			40	40		
22	B	1	Total	C	0	0
			40	40		
22	B	1	Total	C	0	0
			40	40		
22	B	1	Total	C	0	0
			40	40		

Continued on next page...

Continued from previous page...

Mol	Chain	Residues	Atoms	ZeroOcc	AltConf
22	B	1	Total C 40 40	0	0
22	B	1	Total C 40 40	0	0
22	B	1	Total C 40 40	0	0
22	F	1	Total C 40 40	0	0
22	F	1	Total C 40 40	0	0
22	I	1	Total C 40 40	0	0
22	I	1	Total C 40 40	0	0
22	J	1	Total C 40 40	0	0
22	L	1	Total C 40 40	0	0

- Molecule 23 is PHYLLOQUINONE (three-letter code: PQN) (formula: C₃₁H₄₆O₂).



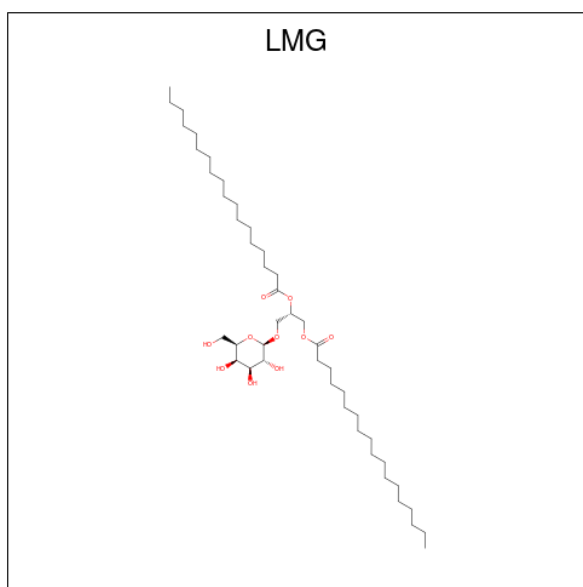
Mol	Chain	Residues	Atoms	ZeroOcc	AltConf
23	A	1	Total C O 33 31 2	0	0
23	B	1	Total C O 33 31 2	0	0

- Molecule 24 is IRON/SULFUR CLUSTER (three-letter code: SF4) (formula: Fe₄S₄).



Mol	Chain	Residues	Atoms		ZeroOcc	AltConf
24	A	1	Total	Fe S	0	0
			8	4 4		
24	C	1	Total	Fe S	0	0
			8	4 4		
24	C	1	Total	Fe S	0	0
			8	4 4		

- Molecule 25 is 1,2-DISTEAROYL-MONOGALACTOSYL-DIGLYCERIDE (three-letter code: LMG) (formula: C₄₅H₈₆O₁₀).

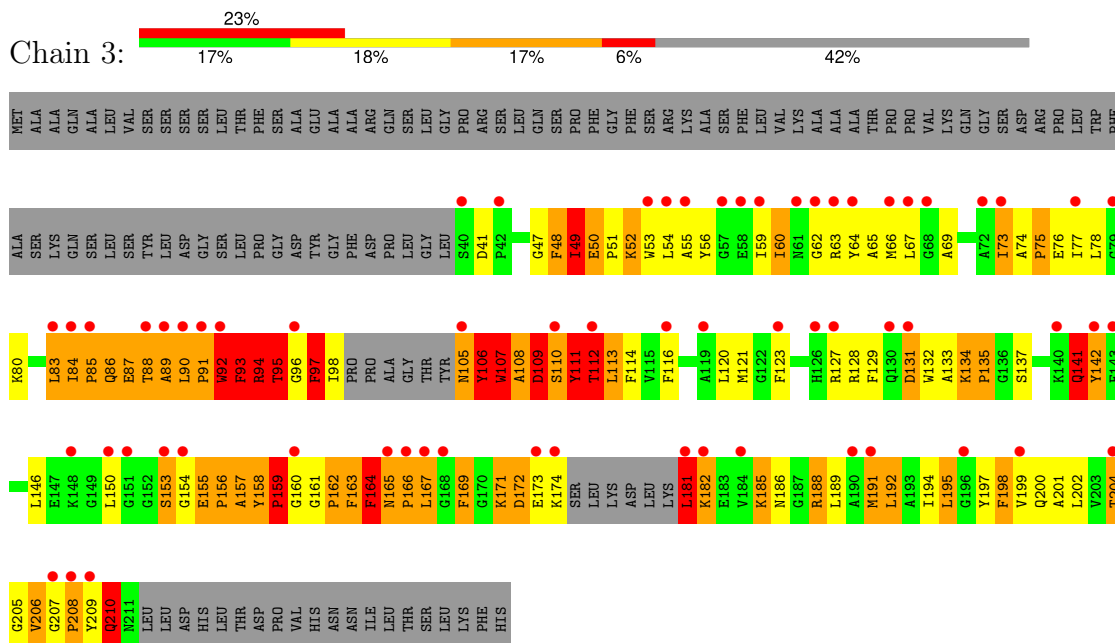


Mol	Chain	Residues	Atoms			ZeroOcc	AltConf
25	B	1	Total	C	O	0	0
			49	39	10		

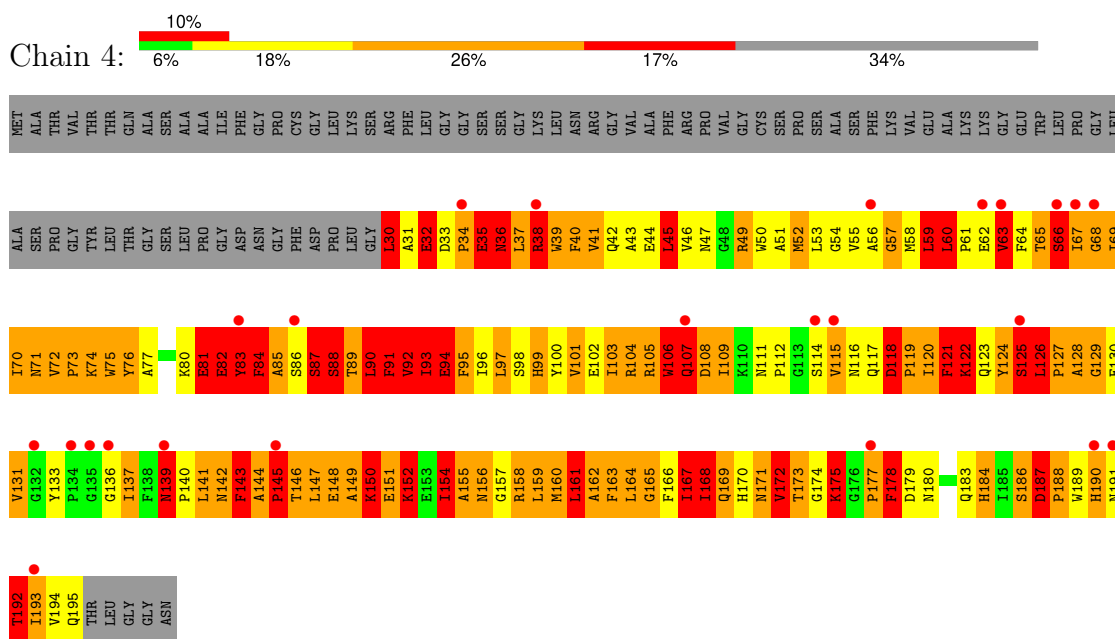
- Molecule 26 is UNKNOWN LIGAND (three-letter code: UNL) (formula:).

Mol	Chain	Residues	Atoms			ZeroOcc	AltConf
26	H	1	Total	C	O	0	0
			23	12	11		

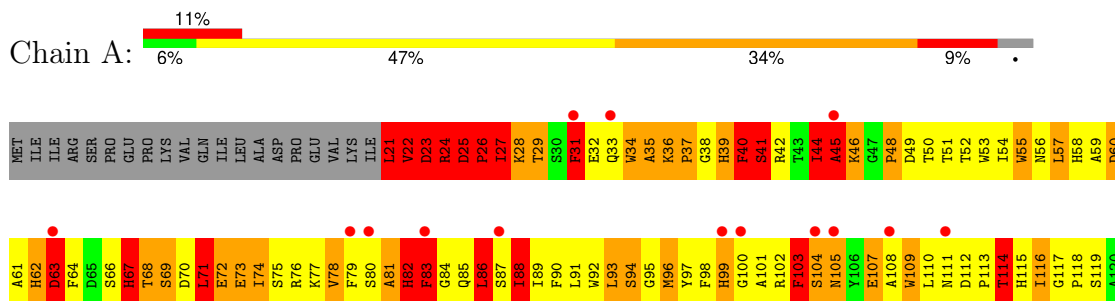
• Molecule 3: LHCA3




• Molecule 4: CHLOROPHYLL A-B BINDING PROTEIN P4, CHLOROPLASTIC

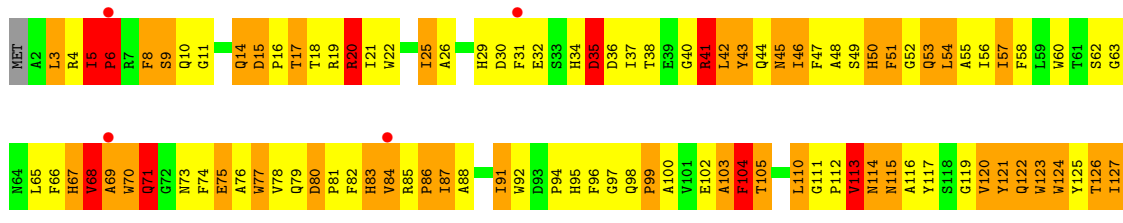



• Molecule 5: PHOTOSYSTEM I P700 CHLOROPHYLL A APOPROTEIN A1



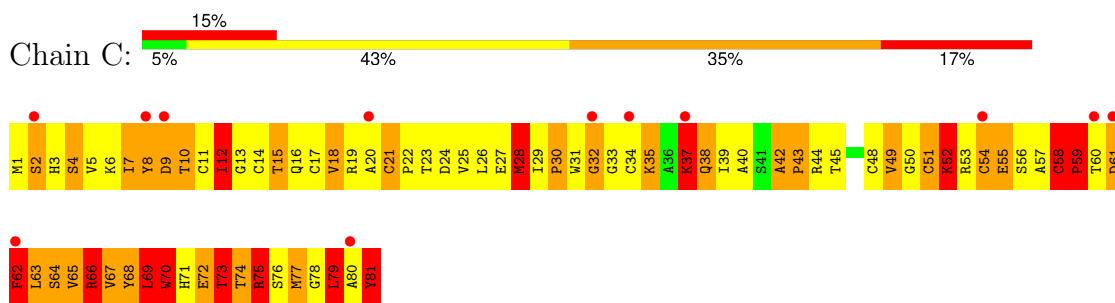


● Molecule 6: PHOTOSYSTEM I P700 CHLOROPHYLL A APOPROTEIN A2

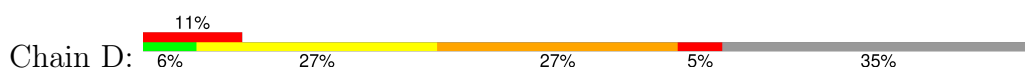


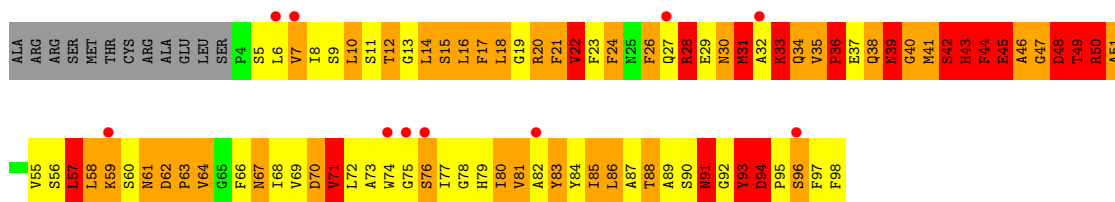


• Molecule 7: PHOTOSYSTEM I IRON-SULFUR CENTER

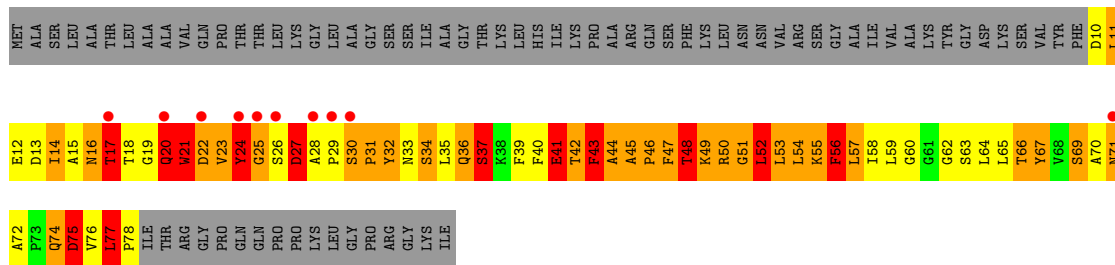
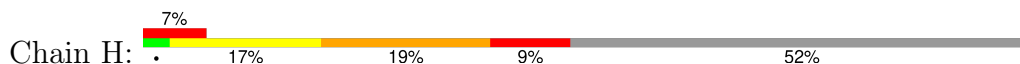


• Molecule 8: PHOTOSYSTEM I REACTION CENTER SUBUNIT II, CHLOROPLASTIC





- Molecule 12: PHOTOSYSTEM I REACTION CENTER SUBUNIT VI, CHLOROPLASTIC



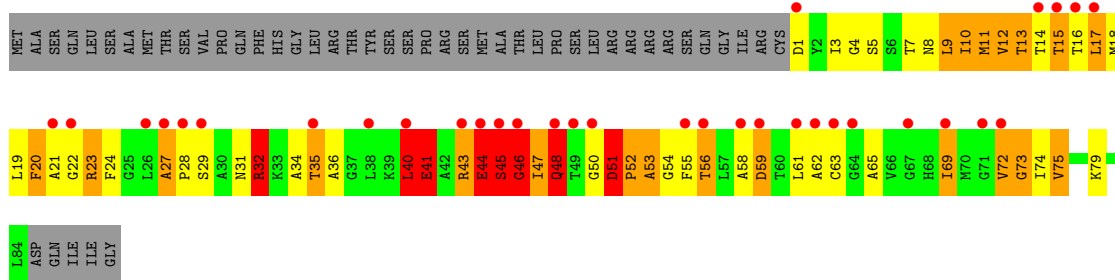
- Molecule 13: PHOTOSYSTEM I REACTION CENTER SUBUNIT VIII



- Molecule 14: PHOTOSYSTEM I REACTION CENTER SUBUNIT IX

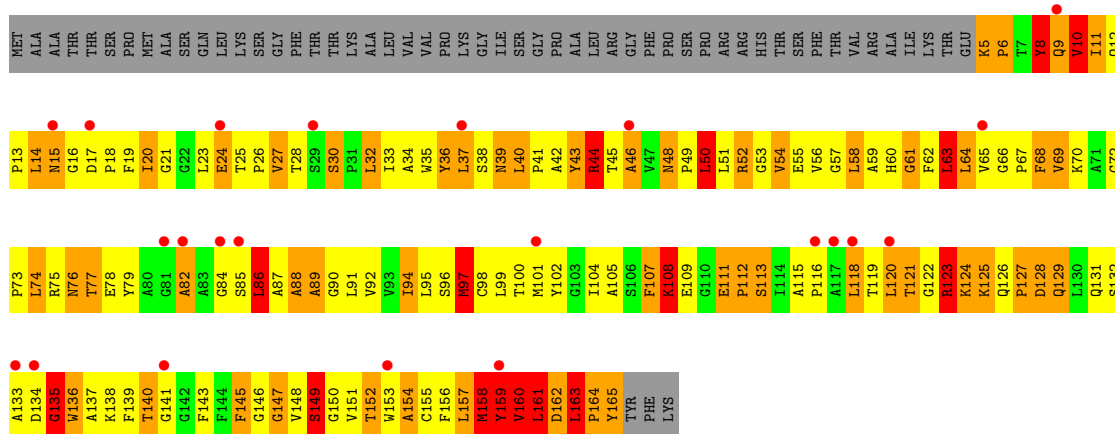


- Molecule 15: PHOTOSYSTEM I REACTION CENTER SUBUNIT PSAK, CHLOROPLASTIC

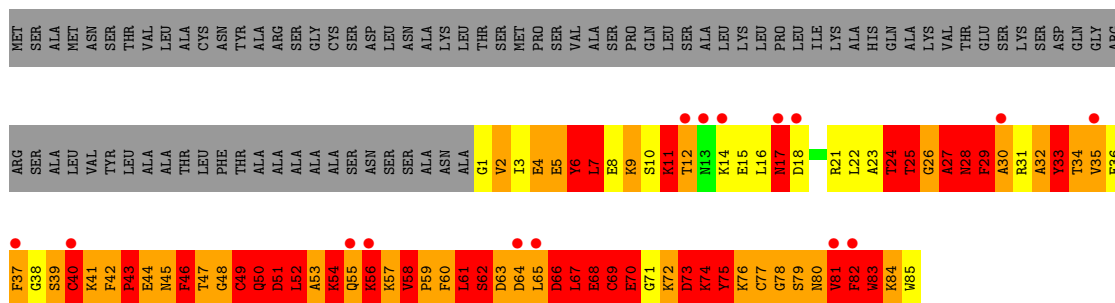
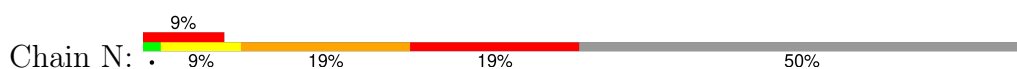


- Molecule 16: PHOTOSYSTEM I REACTION CENTER SUBUNIT XI, CHLOROPLASTIC

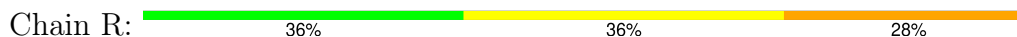




• Molecule 17: PHOTOSYSTEM I-N SUBUNIT



• Molecule 18: PHOTOSYSTEM I-N SUBUNIT



• Molecule 19: beta-D-fructofuranose-(2-1)-alpha-D-glucopyranose



• Molecule 19: beta-D-fructofuranose-(2-1)-alpha-D-glucopyranose



• Molecule 19: beta-D-fructofuranose-(2-1)-alpha-D-glucopyranose



GLC1
FRU2

- Molecule 19: beta-D-fructofuranose-(2-1)-alpha-D-glucopyranose

Chain Q:  100%GLC1
FRU2

- Molecule 19: beta-D-fructofuranose-(2-1)-alpha-D-glucopyranose

Chain S:  100%GLC1
FRU2

- Molecule 19: beta-D-fructofuranose-(2-1)-alpha-D-glucopyranose

Chain T:  100%GLC1
FRU2

- Molecule 19: beta-D-fructofuranose-(2-1)-alpha-D-glucopyranose

Chain U:  100%GLC1
FRU2

- Molecule 19: beta-D-fructofuranose-(2-1)-alpha-D-glucopyranose

Chain V:  100%GLC1
FRU2

- Molecule 19: beta-D-fructofuranose-(2-1)-alpha-D-glucopyranose

Chain W:  100%GLC1
FRU2

- Molecule 19: beta-D-fructofuranose-(2-1)-alpha-D-glucopyranose

Chain X:  100%GLC1
FRU2

- Molecule 19: beta-D-fructofuranose-(2-1)-alpha-D-glucopyranose

Chain Y:  100%

GLC1
FRU2

- Molecule 19: beta-D-fructofuranose-(2-1)-alpha-D-glucopyranose

Chain Z:  100%

GLC1
FRU2

- Molecule 19: beta-D-fructofuranose-(2-1)-alpha-D-glucopyranose

Chain a:  100%

GLC1
FRU2

4 Data and refinement statistics i

Property	Value	Source
Space group	P 1 21 1	Depositor
Cell constants a, b, c, α , β , γ	120.66Å 189.09Å 129.39Å 90.00° 91.24° 90.00°	Depositor
Resolution (Å)	30.00 – 3.49 39.96 – 3.49	Depositor EDS
% Data completeness (in resolution range)	91.2 (30.00-3.49) 90.6 (39.96-3.49)	Depositor EDS
R_{merge}	0.13	Depositor
R_{sym}	(Not available)	Depositor
$\langle I/\sigma(I) \rangle$ ¹	2.56 (at 3.48Å)	Xtrriage
Refinement program	REFMAC 5.5.0072	Depositor
R, R_{free}	0.369 , 0.375 0.387 , 0.408	Depositor DCC
R_{free} test set	1334 reflections (1.99%)	wwPDB-VP
Wilson B-factor (Å ²)	90.9	Xtrriage
Anisotropy	0.544	Xtrriage
Bulk solvent k_{sol} (e/Å ³), B_{sol} (Å ²)	0.19 , 114.2	EDS
L-test for twinning ²	$\langle L \rangle = 0.46$, $\langle L^2 \rangle = 0.29$	Xtrriage
Estimated twinning fraction	0.034 for h,-k,-l	Xtrriage
F_o, F_c correlation	0.71	EDS
Total number of atoms	36461	wwPDB-VP
Average B, all atoms (Å ²)	23.0	wwPDB-VP

Xtrriage's analysis on translational NCS is as follows: *The largest off-origin peak in the Patterson function is 3.09% of the height of the origin peak. No significant pseudotranslation is detected.*

¹Intensities estimated from amplitudes.

²Theoretical values of $\langle |L| \rangle$, $\langle L^2 \rangle$ for acentric reflections are 0.5, 0.333 respectively for untwinned datasets, and 0.375, 0.2 for perfectly twinned datasets.

5 Model quality i

5.1 Standard geometry i

Bond lengths and bond angles in the following residue types are not validated in this section: SF4, LMU, FRU, CLA, PQN, UNL, LMG, GLC, BCR

The Z score for a bond length (or angle) is the number of standard deviations the observed value is removed from the expected value. A bond length (or angle) with $|Z| > 5$ is considered an outlier worth inspection. RMSZ is the root-mean-square of all Z scores of the bond lengths (or angles).

Mol	Chain	Bond lengths		Bond angles	
		RMSZ	# Z >5	RMSZ	# Z >5
1	1	0.62	0/1294	0.89	5/1762 (0.3%)
2	2	1.05	1/1426 (0.1%)	1.32	15/1950 (0.8%)
3	3	0.88	6/1270 (0.5%)	0.96	4/1714 (0.2%)
4	4	1.27	9/1362 (0.7%)	1.35	17/1855 (0.9%)
5	A	0.89	0/5938	1.06	15/8104 (0.2%)
6	B	0.89	2/6058 (0.0%)	1.03	13/8278 (0.2%)
7	C	1.42	7/632 (1.1%)	1.34	5/856 (0.6%)
8	D	1.00	0/1122	1.06	0/1514
9	E	1.10	0/530	1.17	2/718 (0.3%)
10	F	1.05	1/1250 (0.1%)	1.07	3/1687 (0.2%)
11	G	1.04	0/760	1.27	10/1031 (1.0%)
12	H	1.10	0/543	1.20	2/741 (0.3%)
13	I	0.89	0/235	0.98	0/320
14	J	0.93	0/349	1.09	1/475 (0.2%)
15	K	0.63	0/599	1.16	6/810 (0.7%)
16	L	1.02	0/1238	1.14	6/1691 (0.4%)
17	N	1.28	1/699 (0.1%)	1.32	7/936 (0.7%)
All	All	0.97	27/25305 (0.1%)	1.11	111/34442 (0.3%)

Chiral center outliers are detected by calculating the chiral volume of a chiral center and verifying if the center is modelled as a planar moiety or with the opposite hand. A planarity outlier is detected by checking planarity of atoms in a peptide group, atoms in a mainchain group or atoms of a sidechain that are expected to be planar.

Mol	Chain	#Chirality outliers	#Planarity outliers
1	1	0	6
2	2	3	22
3	3	0	19
4	4	0	22
5	A	0	30
6	B	0	20

Continued on next page...

Continued from previous page...

Mol	Chain	#Chirality outliers	#Planarity outliers
7	C	0	3
8	D	0	6
9	E	0	6
10	F	0	12
11	G	1	16
12	H	0	9
15	K	0	3
16	L	0	5
17	N	0	21
18	R	0	17
All	All	4	217

All (27) bond length outliers are listed below:

Mol	Chain	Res	Type	Atoms	Z	Observed(Å)	Ideal(Å)
3	3	92	TRP	CB-CG	16.89	1.80	1.50
3	3	93	PHE	CE1-CZ	8.69	1.53	1.37
7	C	72	GLU	CD-OE1	-7.90	1.17	1.25
4	4	83	TYR	CE1-CZ	-7.46	1.28	1.38
3	3	93	PHE	CD2-CE2	7.39	1.54	1.39
7	C	72	GLU	CD-OE2	-6.96	1.18	1.25
7	C	58	CYS	CB-SG	6.87	1.94	1.82
6	B	640	CYS	CB-SG	6.82	1.93	1.82
7	C	81	TYR	CE1-CZ	-6.78	1.29	1.38
3	3	93	PHE	CE2-CZ	6.62	1.50	1.37
7	C	72	GLU	CG-CD	-6.60	1.42	1.51
17	N	70	GLU	CB-CG	6.16	1.63	1.52
4	4	88	SER	C-O	5.83	1.34	1.23
4	4	81	GLU	CG-CD	-5.75	1.43	1.51
4	4	83	TYR	CD1-CE1	-5.73	1.30	1.39
4	4	93	ILE	C-O	5.73	1.34	1.23
4	4	39	TRP	CE3-CZ3	-5.62	1.28	1.38
7	C	54	CYS	CB-SG	-5.61	1.72	1.81
2	2	45	VAL	CB-CG2	-5.61	1.41	1.52
7	C	81	TYR	CD2-CE2	-5.58	1.30	1.39
4	4	39	TRP	CB-CG	5.55	1.60	1.50
4	4	94	GLU	CG-CD	5.45	1.60	1.51
3	3	93	PHE	CD1-CE1	5.39	1.50	1.39
4	4	39	TRP	CA-C	-5.34	1.39	1.52
10	F	47	GLU	CG-CD	5.20	1.59	1.51
3	3	92	TRP	CG-CD1	5.12	1.44	1.36
6	B	401	GLU	CG-CD	5.11	1.59	1.51

All (111) bond angle outliers are listed below:

Mol	Chain	Res	Type	Atoms	Z	Observed(°)	Ideal(°)
1	1	57	ILE	N-CA-C	9.01	135.32	111.00
5	A	93	LEU	CA-CB-CG	8.09	133.90	115.30
6	B	732	LYS	N-CA-C	-8.08	89.19	111.00
16	L	160	VAL	CB-CA-C	-7.79	96.61	111.40
4	4	39	TRP	C-N-CA	-7.68	102.51	121.70
1	1	59	VAL	CB-CA-C	-7.54	97.07	111.40
6	B	486	LEU	CA-CB-CG	7.44	132.41	115.30
1	1	58	LEU	N-CA-C	-7.42	90.97	111.00
16	L	86	LEU	CA-CB-CG	7.38	132.27	115.30
6	B	315	LEU	CA-CB-CG	7.34	132.18	115.30
17	N	33	TYR	N-CA-C	-7.28	91.34	111.00
1	1	57	ILE	CB-CA-C	-7.26	97.07	111.60
11	G	16	LEU	CA-CB-CG	7.11	131.65	115.30
5	A	530	LEU	CA-CB-CG	7.09	131.60	115.30
6	B	710	LEU	N-CA-C	-7.03	92.03	111.00
4	4	39	TRP	CA-CB-CG	6.95	126.90	113.70
4	4	126	LEU	N-CA-C	6.88	129.59	111.00
5	A	540	LEU	CA-CB-CG	6.88	131.11	115.30
2	2	57	LEU	CA-CB-CG	6.79	130.92	115.30
5	A	554	LEU	CA-CB-CG	6.79	130.92	115.30
3	3	181	LEU	C-N-CA	6.71	138.47	121.70
4	4	92	VAL	O-C-N	-6.68	112.01	122.70
10	F	22	LEU	CB-CG-CD1	-6.60	99.78	111.00
15	K	46	GLY	N-CA-C	-6.57	96.68	113.10
2	2	41	LEU	CA-CB-CG	-6.55	100.24	115.30
2	2	74	LEU	N-CA-C	-6.52	93.39	111.00
3	3	93	PHE	N-CA-CB	-6.41	99.07	110.60
2	2	101	PHE	N-CA-CB	6.40	122.13	110.60
2	2	132	GLY	N-CA-C	6.38	129.06	113.10
11	G	43	HIS	N-CA-C	-6.38	93.78	111.00
9	E	90	VAL	N-CA-C	-6.37	93.79	111.00
4	4	66	SER	N-CA-C	6.35	128.14	111.00
4	4	93	ILE	N-CA-C	6.33	128.08	111.00
4	4	161	LEU	CA-CB-CG	6.32	129.84	115.30
5	A	25	ASP	C-N-CD	-6.29	106.75	120.60
7	C	79	LEU	CA-CB-CG	6.28	129.73	115.30
4	4	143	PHE	N-CA-C	6.27	127.94	111.00
6	B	494	LEU	CA-CB-CG	6.26	129.70	115.30
3	3	95	THR	N-CA-C	6.25	127.86	111.00
5	A	271	THR	N-CA-C	-6.25	94.14	111.00
6	B	338	LEU	CA-CB-CG	6.18	129.51	115.30
17	N	24	THR	N-CA-C	-6.14	94.43	111.00

Continued on next page...

Continued from previous page...

Mol	Chain	Res	Type	Atoms	Z	Observed(°)	Ideal(°)
11	G	91	ASN	N-CA-C	6.09	127.45	111.00
17	N	27	ALA	N-CA-C	-6.07	94.60	111.00
15	K	51	ASP	N-CA-C	6.05	127.33	111.00
16	L	135	GLY	N-CA-C	-6.04	98.01	113.10
4	4	124	TYR	N-CA-C	-6.01	94.77	111.00
11	G	44	PHE	N-CA-C	-6.01	94.78	111.00
4	4	88	SER	N-CA-C	6.00	127.21	111.00
7	C	69	LEU	CA-CB-CG	5.95	128.99	115.30
14	J	35	ASP	N-CA-C	5.94	127.04	111.00
11	G	57	LEU	CA-CB-CG	5.90	128.87	115.30
6	B	194	LEU	CB-CG-CD1	-5.89	100.98	111.00
4	4	108	ASP	CB-CG-OD2	-5.82	113.06	118.30
4	4	60	LEU	CA-CB-CG	5.80	128.65	115.30
2	2	94	LEU	CA-CB-CG	5.78	128.60	115.30
6	B	380	GLY	N-CA-C	-5.78	98.65	113.10
2	2	175	MET	CB-CA-C	5.77	121.94	110.40
11	G	51	ALA	N-CA-C	5.77	126.58	111.00
5	A	350	LEU	CA-CB-CG	-5.77	102.03	115.30
17	N	31	ARG	N-CA-C	-5.77	95.42	111.00
15	K	53	ALA	C-N-CA	-5.68	110.38	122.30
2	2	172	LEU	CA-CB-CG	-5.67	102.25	115.30
7	C	79	LEU	CB-CG-CD2	5.67	120.63	111.00
7	C	75	ARG	NE-CZ-NH2	5.65	123.12	120.30
4	4	30	LEU	CA-CB-CG	-5.64	102.32	115.30
12	H	27	ASP	N-CA-C	-5.62	95.82	111.00
4	4	145	PRO	N-CA-C	-5.62	97.49	112.10
17	N	62	SER	N-CA-C	-5.62	95.83	111.00
6	B	478	LEU	CA-CB-CG	5.59	128.15	115.30
7	C	75	ARG	CA-CB-CG	5.58	125.67	113.40
17	N	74	LYS	N-CA-C	5.54	125.95	111.00
17	N	6	TYR	N-CA-C	-5.46	96.27	111.00
9	E	60	LYS	N-CA-C	5.45	125.71	111.00
5	A	653	LEU	CA-CB-CG	5.44	127.81	115.30
4	4	41	VAL	CB-CA-C	-5.38	101.18	111.40
6	B	104	PHE	N-CA-C	-5.37	96.50	111.00
16	L	163	LEU	C-N-CD	-5.37	108.80	120.60
11	G	14	LEU	CA-CB-CG	-5.35	102.99	115.30
6	B	631	LEU	CA-CB-CG	5.35	127.61	115.30
2	2	56	MET	N-CA-C	5.34	125.41	111.00
4	4	40	PHE	CB-CA-C	5.33	121.06	110.40
10	F	59	TYR	CB-CA-C	-5.29	99.82	110.40
16	L	50	LEU	CA-CB-CG	5.28	127.45	115.30

Continued on next page...

Continued from previous page...

Mol	Chain	Res	Type	Atoms	Z	Observed(°)	Ideal(°)
2	2	41	LEU	CB-CG-CD2	-5.27	102.04	111.00
15	K	51	ASP	C-N-CD	-5.26	109.03	120.60
2	2	199	ASP	C-N-CD	-5.25	109.05	120.60
5	A	287	LEU	CA-CB-CG	5.24	127.36	115.30
1	1	63	LEU	CA-CB-CG	-5.24	103.26	115.30
15	K	12	VAL	CB-CA-C	-5.23	101.46	111.40
12	H	52	LEU	N-CA-C	5.19	125.00	111.00
6	B	289	LEU	CA-CB-CG	5.19	127.23	115.30
2	2	43	TRP	N-CA-C	-5.16	97.06	111.00
5	A	626	GLY	N-CA-C	-5.16	100.19	113.10
11	G	21	PHE	N-CA-C	5.15	124.90	111.00
2	2	174	VAL	N-CA-C	5.15	124.90	111.00
4	4	154	ILE	CB-CA-C	-5.14	101.32	111.60
5	A	753	ARG	NE-CZ-NH1	-5.13	117.73	120.30
5	A	600	LEU	CA-CB-CG	5.11	127.05	115.30
16	L	158	MET	N-CA-C	-5.07	97.31	111.00
3	3	111	TYR	CA-CB-CG	5.06	123.02	113.40
5	A	573	ALA	N-CA-C	-5.05	97.35	111.00
15	K	22	GLY	C-N-CA	-5.05	109.06	121.70
2	2	125	PHE	N-CA-C	5.05	124.64	111.00
5	A	385	LEU	CA-CB-CG	5.05	126.92	115.30
5	A	214	GLY	N-CA-C	-5.04	100.49	113.10
11	G	20	ARG	N-CA-C	-5.04	97.38	111.00
6	B	68	VAL	N-CA-C	-5.03	97.43	111.00
11	G	16	LEU	N-CA-C	-5.03	97.43	111.00
2	2	67	PHE	CB-CA-C	5.02	120.44	110.40
10	F	136	TRP	CA-CB-CG	5.01	123.21	113.70

All (4) chirality outliers are listed below:

Mol	Chain	Res	Type	Atom
2	2	67	PHE	CA
2	2	101	PHE	CA
2	2	174	VAL	CA
11	G	21	PHE	CA

All (217) planarity outliers are listed below:

Mol	Chain	Res	Type	Group
1	1	184	PRO	Peptide
1	1	185	TRP	Peptide
1	1	56	GLY	Peptide

Continued on next page...

Continued from previous page...

Mol	Chain	Res	Type	Group
1	1	57	ILE	Peptide
1	1	60	PRO	Peptide
1	1	63	LEU	Peptide
2	2	111	ALA	Peptide
2	2	112	ASP	Peptide
2	2	126	PRO	Peptide
2	2	131	THR	Peptide
2	2	144	ASP	Peptide
2	2	166	ASN	Peptide
2	2	189	ILE	Peptide
2	2	194	ALA	Peptide
2	2	197	LEU	Peptide
2	2	201	HIS	Peptide
2	2	209	THR	Peptide
2	2	37	ASP	Peptide
2	2	39	GLU	Peptide
2	2	40	SER	Peptide
2	2	42	ARG	Peptide
2	2	73	ILE	Peptide
2	2	74	LEU	Peptide
2	2	75	ASN	Peptide
2	2	80	TYR	Peptide
2	2	84	GLU	Peptide
2	2	92	THR	Peptide
2	2	99	LEU	Peptide
3	3	105	ASN	Peptide
3	3	106	TYR	Peptide
3	3	107	TRP	Peptide
3	3	109	ASP	Peptide
3	3	111	TYR	Peptide
3	3	112	THR	Peptide
3	3	155	GLU	Peptide
3	3	159	PRO	Peptide
3	3	169	PHE	Peptide
3	3	172	ASP	Peptide
3	3	181	LEU	Peptide
3	3	49	ILE	Peptide
3	3	87	GLU	Peptide
3	3	89	ALA	Peptide
3	3	91	PRO	Peptide
3	3	92	TRP	Peptide
3	3	93	PHE	Peptide

Continued on next page...

Continued from previous page...

Mol	Chain	Res	Type	Group
3	3	94	ARG	Peptide
3	3	95	THR	Peptide
4	4	106	TRP	Peptide
4	4	142	ASN	Peptide
4	4	144	ALA	Peptide
4	4	149	ALA	Peptide
4	4	152	LYS	Peptide
4	4	155	ALA	Peptide
4	4	190	HIS	Peptide
4	4	192	THR	Peptide
4	4	30	LEU	Peptide
4	4	35	GLU	Peptide
4	4	36	ASN	Peptide
4	4	37	LEU	Peptide
4	4	38	ARG	Peptide
4	4	63	VAL	Peptide
4	4	65	THR	Peptide
4	4	68	GLY	Peptide
4	4	81	GLU	Peptide
4	4	83	TYR	Peptide
4	4	87	SER	Peptide
4	4	88	SER	Peptide
4	4	89	THR	Peptide
4	4	90	LEU	Peptide
5	A	103	PHE	Peptide
5	A	117	GLY	Peptide
5	A	123	VAL	Peptide
5	A	151	GLN	Peptide
5	A	197	GLN	Peptide
5	A	199	VAL	Peptide
5	A	201	SER	Peptide
5	A	21	LEU	Peptide
5	A	22	VAL	Peptide
5	A	23	ASP	Peptide
5	A	24	ARG	Peptide
5	A	240	LYS	Peptide
5	A	242	ILE	Peptide
5	A	26	PRO	Peptide
5	A	27	ILE	Peptide
5	A	315	HIS	Peptide
5	A	347	TYR	Peptide
5	A	37	PRO	Peptide

Continued on next page...

Continued from previous page...

Mol	Chain	Res	Type	Group
5	A	393	LEU	Peptide
5	A	41	SER	Peptide
5	A	427	ARG	Peptide
5	A	44	ILE	Peptide
5	A	45	ALA	Peptide
5	A	482	ILE	Peptide
5	A	502	THR	Peptide
5	A	55	TRP	Peptide
5	A	551	VAL	Peptide
5	A	573	ALA	Peptide
5	A	67	HIS	Peptide
5	A	81	ALA	Peptide
6	B	104	PHE	Peptide
6	B	126	THR	Peptide
6	B	232	LEU	Peptide
6	B	265	THR	Peptide
6	B	304	ILE	Peptide
6	B	310	PRO	Peptide
6	B	362	ALA	Peptide
6	B	377	TYR	Peptide
6	B	390	GLY	Peptide
6	B	404	ALA	Peptide
6	B	481	THR	Peptide
6	B	510	LEU	Peptide
6	B	563	GLY	Peptide
6	B	595	HIS	Peptide
6	B	622	ASP	Peptide
6	B	728	SER	Peptide
6	B	730	SER	Peptide
6	B	731	GLY	Peptide
6	B	732	LYS	Peptide
6	B	99	PRO	Peptide
7	C	42	ALA	Peptide
7	C	51	CYS	Peptide
7	C	79	LEU	Peptide
8	D	104	PHE	Peptide
8	D	111	TYR	Peptide
8	D	113	HIS	Peptide
8	D	117	GLY	Peptide
8	D	141	VAL	Peptide
8	D	90	LEU	Peptide
9	E	59	PRO	Peptide

Continued on next page...

Continued from previous page...

Mol	Chain	Res	Type	Group
9	E	85	ASP	Peptide
9	E	86	GLU	Peptide
9	E	87	VAL	Peptide
9	E	88	GLU	Peptide
9	E	89	GLU	Peptide
10	F	136	TRP	Peptide
10	F	148	GLU	Peptide
10	F	18	GLU	Peptide
10	F	20	GLN	Peptide
10	F	22	LEU	Peptide
10	F	24	LYS	Peptide
10	F	26	GLN	Peptide
10	F	28	SER	Peptide
10	F	31	LEU	Peptide
10	F	41	ALA	Peptide
10	F	51	LYS	Peptide
10	F	56	TYR	Peptide
11	G	15	SER	Peptide
11	G	22	VAL	Peptide
11	G	26	PHE	Peptide
11	G	36	PRO	Peptide
11	G	39	ASN	Peptide
11	G	40	GLY	Peptide
11	G	42	SER	Peptide
11	G	43	HIS	Peptide
11	G	44	PHE	Peptide
11	G	45	GLU	Peptide
11	G	47	GLY	Peptide
11	G	48	ASP	Peptide
11	G	49	THR	Peptide
11	G	50	ARG	Peptide
11	G	90	SER	Peptide
11	G	94	ASP	Peptide
12	H	12	GLU	Peptide
12	H	20	GLN	Peptide
12	H	21	TRP	Peptide
12	H	22	ASP	Peptide
12	H	25	GLY	Peptide
12	H	27	ASP	Peptide
12	H	43	PHE	Peptide
12	H	48	THR	Peptide
12	H	51	GLY	Peptide

Continued on next page...

Continued from previous page...

Mol	Chain	Res	Type	Group
15	K	45	SER	Peptide
15	K	46	GLY	Peptide
15	K	50	GLY	Peptide
16	L	157	LEU	Mainchain
16	L	160	VAL	Peptide
16	L	161	LEU	Peptide
16	L	162	ASP	Peptide
16	L	82	ALA	Peptide
17	N	12	THR	Peptide
17	N	15	GLU	Peptide
17	N	17	ASN	Peptide
17	N	23	ALA	Peptide
17	N	26	GLY	Peptide
17	N	28	ASN	Peptide
17	N	29	PHE	Peptide
17	N	30	ALA	Peptide
17	N	32	ALA	Peptide
17	N	43	PRO	Peptide
17	N	44	GLU	Peptide
17	N	46	PHE	Peptide
17	N	52	LEU	Peptide
17	N	53	ALA	Peptide
17	N	54	LYS	Peptide
17	N	56	LYS	Peptide
17	N	67	LEU	Peptide
17	N	7	LEU	Peptide
17	N	70	GLU	Peptide
17	N	73	ASP	Peptide
17	N	75	TYR	Peptide
18	R	27	UNK	Peptide
18	R	28	UNK	Peptide
18	R	30	UNK	Peptide
18	R	31	UNK	Peptide
18	R	32	UNK	Peptide
18	R	33	UNK	Peptide
18	R	34	UNK	Peptide
18	R	36	UNK	Peptide
18	R	37	UNK	Peptide
18	R	40	UNK	Peptide
18	R	42	UNK	Peptide
18	R	46	UNK	Peptide
18	R	47	UNK	Peptide

Continued on next page...

Continued from previous page...

Mol	Chain	Res	Type	Group
18	R	48	UNK	Peptide
18	R	50	UNK	Peptide
18	R	51	UNK	Peptide
18	R	52	UNK	Peptide

5.2 Too-close contacts [i](#)

In the following table, the Non-H and H(model) columns list the number of non-hydrogen atoms and hydrogen atoms in the chain respectively. The H(added) column lists the number of hydrogen atoms added and optimized by MolProbity. The Clashes column lists the number of clashes within the asymmetric unit, whereas Symm-Clashes lists symmetry-related clashes.

Mol	Chain	Non-H	H(model)	H(added)	Clashes	Symm-Clashes
1	1	1255	0	1222	206	0
2	2	1380	0	1341	486	0
3	3	1233	0	1199	283	12
4	4	1322	0	1287	744	8
5	A	5745	0	5595	1666	0
6	B	5848	0	5653	1490	13
7	C	619	0	608	234	0
8	D	1095	0	1112	222	0
9	E	520	0	528	154	0
10	F	1221	0	1246	306	1
11	G	740	0	709	304	11
12	H	529	0	514	122	0
13	I	229	0	252	63	0
14	J	338	0	340	78	0
15	K	593	0	618	120	0
16	L	1203	0	1213	369	8
17	N	685	0	670	447	11
18	R	265	0	65	65	0
19	M	23	0	21	0	0
19	O	22	0	18	11	0
19	P	23	0	21	19	0
19	Q	23	0	21	14	0
19	S	23	0	21	7	0
19	T	23	0	21	7	0
19	U	23	0	21	21	0
19	V	23	0	21	2	0
19	W	23	0	18	5	0
19	X	23	0	21	10	0
19	Y	23	0	20	20	0

Continued on next page...

Continued from previous page...

Mol	Chain	Non-H	H(model)	H(added)	Clashes	Symm-Clashes
19	Z	23	0	21	13	0
19	a	23	0	21	0	0
20	1	606	0	376	166	1
20	2	672	0	513	141	0
20	3	659	0	382	132	0
20	4	710	0	463	175	0
20	A	2449	0	2260	988	1
20	B	2360	0	2255	834	0
20	F	130	0	86	31	0
20	G	51	0	40	20	0
20	H	225	0	201	66	0
20	I	60	0	58	12	0
20	J	109	0	95	55	0
20	K	210	0	177	43	1
20	L	322	0	277	113	0
20	R	115	0	106	22	0
21	1	175	0	230	46	0
21	2	175	0	230	25	3
21	3	70	0	92	12	0
21	4	174	0	224	23	5
21	A	210	0	276	84	0
21	B	105	0	138	45	30
21	C	35	0	46	0	0
21	D	35	0	40	12	0
21	E	35	0	41	30	0
21	F	34	0	41	19	0
21	G	35	0	46	19	0
21	H	175	0	230	110	0
21	K	140	0	183	95	0
21	L	105	0	138	10	0
21	N	35	0	45	36	0
21	R	245	0	321	84	5
22	3	40	0	54	19	28
22	A	200	0	269	214	0
22	B	240	0	321	144	0
22	F	80	0	108	76	0
22	I	80	0	108	64	0
22	J	40	0	52	41	0
22	L	40	0	54	51	0
23	A	33	0	46	15	0
23	B	33	0	46	32	0
24	A	8	0	0	19	0

Continued on next page...

Continued from previous page...

Mol	Chain	Non-H	H(model)	H(added)	Clashes	Symm-Clashes
24	C	16	0	0	8	0
25	B	49	0	71	30	0
26	H	23	0	0	2	0
All	All	36461	0	35177	9737	69

The all-atom clashscore is defined as the number of clashes found per 1000 atoms (including hydrogen atoms). The all-atom clashscore for this structure is 136.

All (9737) close contacts within the same asymmetric unit are listed below, sorted by their clash magnitude.

Atom-1	Atom-2	Interatomic distance (Å)	Clash overlap (Å)
2:2:43:TRP:CZ3	2:2:125:PHE:CG	1.81	1.63
4:4:69:ILE:CD1	4:4:175:LYS:HG2	1.30	1.61
2:2:43:TRP:CH2	2:2:125:PHE:CE1	1.88	1.61
4:4:69:ILE:HD11	4:4:175:LYS:CG	1.24	1.61
2:2:43:TRP:CH2	2:2:125:PHE:CZ	1.85	1.60
2:2:43:TRP:CZ3	2:2:125:PHE:CD1	1.89	1.59
16:L:164:PRO:HD2	16:L:165:TYR:CE2	1.36	1.59
1:1:27:LEU:HD21	6:B:314:ARG:CG	1.25	1.59
20:A:807:CLA:C3B	22:J:102:BCR:C33	1.76	1.59
20:A:819:CLA:H92	22:A:845:BCR:C37	1.16	1.57
4:4:122:LYS:HB2	4:4:143:PHE:CD2	1.31	1.57
21:F:201:LMU:H82	21:F:201:LMU:C2	1.34	1.57
21:K:105:LMU:H22	21:K:105:LMU:C7	1.34	1.56
2:2:43:TRP:CZ2	2:2:125:PHE:CE1	1.87	1.55
2:2:43:TRP:HH2	2:2:125:PHE:CE2	1.17	1.55
20:B:810:CLA:HAC2	20:B:811:CLA:CBB	1.12	1.55
1:1:179:THR:CG2	4:4:87:SER:HB3	1.32	1.55
4:4:69:ILE:CD1	4:4:175:LYS:CG	1.81	1.55
20:1:202:CLA:H8	20:1:202:CLA:C4	1.35	1.55
3:3:132:TRP:CZ3	3:3:155:GLU:HG2	1.37	1.55
3:3:132:TRP:CH2	3:3:155:GLU:CD	1.76	1.55
23:B:841:PQN:C19	22:B:846:BCR:H10C	1.34	1.55
16:L:163:LEU:HB3	16:L:164:PRO:CG	1.35	1.55
2:2:42:ARG:CD	2:2:45:VAL:HG21	1.37	1.54
20:A:819:CLA:C9	22:A:845:BCR:H373	1.32	1.53
6:B:25:ILE:HG21	22:L:210:BCR:C29	1.09	1.53
20:A:822:CLA:C4C	22:A:845:BCR:H19C	1.32	1.53
23:B:841:PQN:H162	22:B:846:BCR:C33	1.28	1.53
20:1:202:CLA:H41	20:1:202:CLA:C8	1.35	1.51
20:B:810:CLA:CAC	20:B:811:CLA:CBB	1.84	1.51

Continued on next page...

Continued from previous page...

Atom-1	Atom-2	Interatomic distance (Å)	Clash overlap (Å)
17:N:62:SER:HB3	17:N:66:ASP:CB	1.39	1.51
20:L:201:CLA:HED1	20:L:201:CLA:C2	1.30	1.51
2:2:43:TRP:CZ2	2:2:125:PHE:CZ	1.95	1.51
11:G:45:GLU:CG	11:G:49:THR:HG23	1.38	1.51
5:A:744:ALA:CB	22:A:847:BCR:H391	1.41	1.50
21:A:855:LMU:H91	21:A:855:LMU:C2	1.41	1.50
2:2:205:PHE:CD1	2:2:206:ALA:N	1.77	1.50
5:A:103:PHE:CE1	20:A:807:CLA:O1D	1.64	1.50
20:1:215:CLA:C11	20:1:215:CLA:H43	1.42	1.50
3:3:132:TRP:CZ3	3:3:155:GLU:CG	1.91	1.50
17:N:45:ASN:ND2	17:N:54:LYS:HG2	1.24	1.49
5:A:328:LYS:CE	5:A:332:GLU:HG3	1.40	1.49
4:4:107:GLN:CA	20:4:302:CLA:HMA3	1.40	1.48
18:R:32:UNK:CB	18:R:33:UNK:CB	1.85	1.48
16:L:164:PRO:HB2	16:L:165:TYR:CB	1.39	1.48
4:4:36:ASN:HB2	4:4:39:TRP:CZ3	1.48	1.48
21:B:847:LMU:H3'	21:B:847:LMU:C6B	1.42	1.48
4:4:69:ILE:HD11	4:4:175:LYS:CB	1.01	1.48
6:B:732:LYS:HG2	6:B:733:PHE:C	1.21	1.48
6:B:732:LYS:CG	6:B:734:GLY:N	1.75	1.47
20:1:215:CLA:C1A	20:1:215:CLA:HED3	1.45	1.46
3:3:181:LEU:N	3:3:182:LYS:HG3	1.16	1.46
6:B:25:ILE:CG2	22:L:210:BCR:C29	1.94	1.46
21:K:106:LMU:C5'	21:K:106:LMU:H32	1.43	1.46
21:A:854:LMU:H81	21:A:854:LMU:C2	1.44	1.46
5:A:308:ILE:CD1	20:A:816:CLA:H91	1.44	1.46
20:L:201:CLA:HAA1	20:L:201:CLA:CGD	1.44	1.46
21:K:105:LMU:C6'	21:K:105:LMU:H32	1.42	1.45
4:4:34:PRO:CA	4:4:35:GLU:HB2	1.46	1.45
4:4:69:ILE:CD1	4:4:175:LYS:CB	1.90	1.45
1:1:112:ARG:HH12	20:1:209:CLA:CGD	1.24	1.45
20:1:202:CLA:C2A	20:1:202:CLA:HED3	1.47	1.45
20:4:304:CLA:HAA2	20:4:304:CLA:CED	1.45	1.45
21:K:106:LMU:H22	21:K:106:LMU:C2'	1.36	1.44
20:1:202:CLA:HMA2	20:1:202:CLA:CGA	1.45	1.44
16:L:164:PRO:HD2	16:L:165:TYR:CZ	1.52	1.43
15:K:44:GLU:CG	15:K:45:SER:N	1.71	1.43
7:C:14:CYS:HA	7:C:17:CYS:SG	1.56	1.43
4:4:40:PHE:HB3	4:4:43:ALA:CB	1.48	1.43
5:A:368:LEU:HD21	20:A:818:CLA:C9	1.49	1.43
20:A:838:CLA:H141	22:A:847:BCR:C2	1.48	1.43

Continued on next page...

Continued from previous page...

Atom-1	Atom-2	Interatomic distance (Å)	Clash overlap (Å)
20:J:103:CLA:C1A	20:J:103:CLA:HED3	1.47	1.43
2:2:43:TRP:CH2	2:2:125:PHE:CD1	2.03	1.42
11:G:48:ASP:CB	11:G:49:THR:HG22	1.45	1.42
16:L:164:PRO:HG2	16:L:165:TYR:CD1	1.55	1.41
6:B:732:LYS:CG	6:B:733:PHE:C	1.82	1.41
17:N:45:ASN:HD22	17:N:54:LYS:CG	1.28	1.41
2:2:103:GLY:N	20:2:311:CLA:HBB2	1.33	1.41
20:B:836:CLA:H152	22:F:203:BCR:C31	1.51	1.41
21:B:847:LMU:H112	21:B:847:LMU:C6	1.48	1.41
11:G:93:TYR:HA	11:G:94:ASP:CB	1.42	1.41
20:A:815:CLA:CED	20:A:815:CLA:HAA1	1.47	1.41
2:2:43:TRP:CH2	2:2:125:PHE:CE2	1.98	1.40
4:4:122:LYS:HB3	4:4:143:PHE:CB	1.51	1.40
4:4:194:VAL:HG12	4:4:195:GLN:CB	1.51	1.40
7:C:54:CYS:HB2	24:C:102:SF4:S3	1.61	1.40
5:A:23:ASP:CG	5:A:24:ARG:HD3	1.42	1.40
17:N:48:GLY:HA2	17:N:49:CYS:SG	1.62	1.39
4:4:149:ALA:HB3	4:4:151:GLU:CG	1.52	1.39
20:K:101:CLA:CED	20:K:108:CLA:HMB2	1.49	1.39
20:A:822:CLA:CHD	22:A:845:BCR:H19C	1.51	1.39
4:4:40:PHE:CB	4:4:43:ALA:HB2	1.52	1.39
20:L:201:CLA:CED	20:L:201:CLA:H2	1.51	1.39
4:4:36:ASN:HB2	4:4:39:TRP:CE3	1.57	1.38
17:N:61:LEU:HD11	17:N:63:ASP:C	1.40	1.38
20:2:322:CLA:C7	20:2:322:CLA:H41	1.49	1.38
3:3:84:ILE:CB	20:3:302:CLA:O1A	1.69	1.38
3:3:132:TRP:CH2	3:3:155:GLU:OE2	1.68	1.38
16:L:163:LEU:CG	16:L:164:PRO:HB3	1.51	1.38
2:2:42:ARG:CG	2:2:45:VAL:HG21	1.48	1.38
4:4:128:ALA:HB2	4:4:143:PHE:CE2	1.56	1.38
6:B:732:LYS:HB3	6:B:733:PHE:CA	1.48	1.38
4:4:93:ILE:HA	4:4:96:ILE:CD1	1.53	1.37
17:N:58:VAL:HB	17:N:59:PRO:CD	1.47	1.37
20:1:202:CLA:HBA2	20:1:202:CLA:CED	1.54	1.37
21:N:101:LMU:H51	21:N:101:LMU:C6'	1.51	1.37
20:A:815:CLA:HMC1	20:A:815:CLA:CBC	1.51	1.37
4:4:37:LEU:C	4:4:39:TRP:HB3	1.39	1.37
17:N:62:SER:HB3	17:N:66:ASP:CG	1.45	1.37
5:A:744:ALA:HB2	22:A:847:BCR:C39	1.53	1.36
17:N:45:ASN:ND2	17:N:54:LYS:CG	1.82	1.36
9:E:52:VAL:O	9:E:53:VAL:CG2	1.73	1.36

Continued on next page...

Continued from previous page...

Atom-1	Atom-2	Interatomic distance (Å)	Clash overlap (Å)
20:G:102:CLA:HBC3	20:G:102:CLA:CHD	1.52	1.36
20:4:307:CLA:HMA2	20:4:307:CLA:CBA	1.55	1.36
2:2:43:TRP:CH2	2:2:125:PHE:CD2	2.13	1.36
20:A:814:CLA:C4B	22:A:843:BCR:H19C	1.55	1.36
17:N:72:LYS:HB3	17:N:73:ASP:CA	1.48	1.36
17:N:72:LYS:HG3	17:N:74:LYS:CB	1.56	1.35
2:2:42:ARG:HA	2:2:45:VAL:CG2	1.54	1.35
20:A:826:CLA:H203	22:J:102:BCR:C17	1.55	1.35
3:3:194:ILE:CD1	20:3:304:CLA:HMC2	1.54	1.35
14:J:31:ARG:HH22	20:J:103:CLA:C4B	1.38	1.35
4:4:121:PHE:CE2	4:4:122:LYS:O	1.79	1.35
16:L:164:PRO:HB2	16:L:165:TYR:CA	1.44	1.35
21:1:219:LMU:H3'	21:1:219:LMU:C6B	1.55	1.34
21:E:101:LMU:C7	21:E:101:LMU:H32	1.52	1.34
16:L:161:LEU:HD12	16:L:162:ASP:CA	1.54	1.34
17:N:61:LEU:HD11	17:N:63:ASP:CA	1.56	1.34
21:N:101:LMU:C8	21:N:101:LMU:H121	1.56	1.34
4:4:122:LYS:CB	4:4:143:PHE:CD2	2.07	1.34
17:N:47:THR:HG21	17:N:54:LYS:NZ	1.37	1.34
1:1:27:LEU:CD2	6:B:314:ARG:CG	2.04	1.34
16:L:164:PRO:HD2	16:L:165:TYR:CD2	1.60	1.34
4:4:101:VAL:HG13	4:4:104:ARG:NH2	1.40	1.34
20:A:839:CLA:CBC	20:A:839:CLA:HHD	1.55	1.34
19:U:2:FRU:H11	19:U:2:FRU:C6	1.55	1.34
21:K:106:LMU:C3	21:K:106:LMU:H5'	1.58	1.33
1:1:185:TRP:HB2	1:1:186:HIS:CE1	1.63	1.33
20:3:313:CLA:HBC3	20:3:313:CLA:CMC	1.50	1.33
20:B:821:CLA:HMC1	20:B:821:CLA:CBC	1.59	1.33
21:K:109:LMU:C4	21:K:109:LMU:H81	1.47	1.33
20:4:304:CLA:C20	20:4:304:CLA:H151	1.58	1.32
2:2:205:PHE:HD1	2:2:206:ALA:N	1.15	1.32
20:2:322:CLA:C4	20:2:322:CLA:H72	1.58	1.32
11:G:6:LEU:HB3	11:G:9:SER:CB	1.59	1.32
13:I:11:LEU:CD1	22:I:103:BCR:H10C	1.60	1.32
9:E:52:VAL:O	9:E:53:VAL:HG23	1.23	1.32
20:1:215:CLA:CBC	20:1:215:CLA:HHD	1.55	1.32
2:2:42:ARG:CA	2:2:45:VAL:HG23	1.58	1.32
4:4:107:GLN:C	20:4:302:CLA:CMA	1.96	1.32
5:A:316:MET:HG2	5:A:317:TYR:CD1	1.62	1.32
20:A:839:CLA:CMA	20:A:839:CLA:HBA1	1.55	1.32
10:F:24:LYS:HE2	10:F:24:LYS:CA	1.47	1.32

Continued on next page...

Continued from previous page...

Atom-1	Atom-2	Interatomic distance (Å)	Clash overlap (Å)
20:J:101:CLA:HBA2	20:J:101:CLA:CBD	1.58	1.32
16:L:163:LEU:HB3	16:L:164:PRO:CB	1.59	1.31
16:L:163:LEU:HD22	16:L:164:PRO:CA	1.58	1.31
4:4:102:GLU:OE2	20:4:314:CLA:C3B	1.75	1.31
16:L:163:LEU:CD1	16:L:164:PRO:HB3	1.60	1.31
21:N:101:LMU:H52	21:N:101:LMU:C9	1.44	1.31
20:1:201:CLA:HBC3	20:1:201:CLA:CMC	1.46	1.31
4:4:194:VAL:HB	4:4:195:GLN:C	1.50	1.31
4:4:94:GLU:HB3	4:4:95:PHE:CE1	1.64	1.30
21:F:201:LMU:H31	21:F:201:LMU:C7	1.45	1.30
17:N:66:ASP:C	17:N:67:LEU:HD12	1.49	1.30
2:2:55:ALA:HB3	2:2:56:MET:CE	1.60	1.30
5:A:316:MET:HB3	5:A:317:TYR:CB	1.62	1.30
1:1:57:ILE:HD13	1:1:58:LEU:N	1.47	1.30
21:H:106:LMU:C2B	21:H:106:LMU:H31	1.60	1.30
1:1:112:ARG:NH1	20:1:209:CLA:CGD	1.91	1.29
5:A:567:ARG:NH1	8:D:35:GLY:HA2	1.48	1.29
4:4:149:ALA:HB3	4:4:151:GLU:CD	1.52	1.29
20:3:313:CLA:H142	20:3:313:CLA:C10	1.62	1.29
23:B:841:PQN:C16	22:B:846:BCR:C33	2.10	1.29
21:B:847:LMU:H5B	21:B:847:LMU:C3'	1.63	1.29
20:L:201:CLA:HHD	20:L:201:CLA:CBC	1.61	1.29
20:B:836:CLA:H93	20:B:836:CLA:CBB	1.61	1.29
20:3:313:CLA:HAA2	20:3:313:CLA:CED	1.60	1.29
5:A:24:ARG:C	5:A:26:PRO:HG2	1.53	1.29
21:A:855:LMU:H82	21:A:855:LMU:C3	1.61	1.29
11:G:45:GLU:CG	11:G:49:THR:CG2	2.10	1.29
20:H:101:CLA:HMC1	20:H:101:CLA:CBC	1.58	1.29
20:A:814:CLA:C3B	22:A:843:BCR:H19C	1.61	1.28
22:A:844:BCR:H23C	22:A:844:BCR:C40	1.60	1.28
3:3:205:GLY:N	5:A:252:ARG:HH22	1.30	1.28
5:A:711:HIS:CD2	20:A:837:CLA:HBC1	1.67	1.28
11:G:6:LEU:CB	11:G:9:SER:HB3	1.60	1.28
21:K:106:LMU:C9	21:K:106:LMU:H31	1.61	1.28
20:L:201:CLA:HED1	20:L:201:CLA:C1	1.62	1.28
2:2:128:ASN:C	2:2:130:LEU:H	1.30	1.28
20:4:319:CLA:HED2	20:4:319:CLA:C2A	1.61	1.28
21:A:855:LMU:H21	21:A:855:LMU:C9	1.60	1.28
16:L:163:LEU:HD22	16:L:164:PRO:CB	1.62	1.28
20:3:313:CLA:HMC1	20:3:313:CLA:CBC	1.63	1.27
22:3:314:BCR:H23C	22:3:314:BCR:C39	1.55	1.27

Continued on next page...

Continued from previous page...

Atom-1	Atom-2	Interatomic distance (Å)	Clash overlap (Å)
20:A:822:CLA:CBB	22:A:845:BCR:C35	2.10	1.27
21:F:201:LMU:H82	21:F:201:LMU:C3	1.62	1.27
2:2:118:CYS:O	2:2:119:VAL:HG13	1.18	1.27
5:A:331:LEU:CD2	5:A:343:HIS:O	1.81	1.27
6:B:732:LYS:CB	6:B:733:PHE:HA	1.63	1.27
21:E:101:LMU:C3	21:E:101:LMU:H72	1.55	1.27
16:L:161:LEU:HD12	16:L:162:ASP:N	1.50	1.27
17:N:65:LEU:C	17:N:65:LEU:HD23	1.53	1.27
3:3:132:TRP:CH2	3:3:155:GLU:CG	2.12	1.27
7:C:17:CYS:HB2	7:C:58:CYS:SG	1.74	1.27
4:4:37:LEU:N	4:4:39:TRP:HB2	1.46	1.27
4:4:147:LEU:HD21	4:4:148:GLU:CG	1.63	1.27
12:H:20:GLN:HB3	12:H:22:ASP:CB	1.64	1.27
17:N:67:LEU:HB2	17:N:68:GLU:CG	1.65	1.27
20:A:824:CLA:HED1	20:A:825:CLA:C2D	1.65	1.26
20:4:307:CLA:CGD	20:4:307:CLA:HAA2	1.66	1.26
20:4:319:CLA:H2A	20:4:319:CLA:CED	1.65	1.26
20:1:202:CLA:H92	20:1:202:CLA:C12	1.58	1.26
21:A:855:LMU:C9	21:A:855:LMU:H41	1.64	1.26
12:H:25:GLY:CA	12:H:27:ASP:H	1.47	1.26
17:N:45:ASN:ND2	17:N:54:LYS:CB	1.99	1.26
5:A:79:PHE:CE2	5:A:185:HIS:CD2	2.24	1.26
21:R:102:LMU:C5B	21:R:102:LMU:H6E	1.64	1.26
4:4:40:PHE:O	4:4:43:ALA:HB3	1.34	1.25
21:K:106:LMU:H22	21:K:106:LMU:C3'	1.64	1.25
17:N:41:LYS:HB2	17:N:42:PHE:CB	1.66	1.25
17:N:67:LEU:CB	17:N:68:GLU:HG2	1.66	1.25
21:N:101:LMU:C1'	21:N:101:LMU:H32	1.64	1.25
20:A:819:CLA:CMD	20:A:821:CLA:HBB2	1.66	1.25
20:A:839:CLA:C12	20:A:839:CLA:H71	1.47	1.25
20:2:302:CLA:H42	20:2:302:CLA:O1A	1.37	1.25
20:4:306:CLA:HBC2	20:4:306:CLA:CMC	1.59	1.25
11:G:93:TYR:CA	11:G:94:ASP:HB2	1.64	1.25
15:K:7:THR:CA	15:K:10:ILE:HD13	1.55	1.25
17:N:72:LYS:CG	17:N:74:LYS:HG3	1.67	1.25
20:1:215:CLA:H43	20:1:215:CLA:C10	1.67	1.25
21:K:106:LMU:C3	21:K:106:LMU:H82	1.66	1.25
3:3:74:ALA:HA	20:3:307:CLA:C3D	1.68	1.24
4:4:104:ARG:HH11	4:4:105:ARG:CB	1.47	1.24
20:1:201:CLA:HMC1	20:1:201:CLA:CBC	1.64	1.24
4:4:94:GLU:HG2	4:4:95:PHE:CD1	1.72	1.24

Continued on next page...

Continued from previous page...

Atom-1	Atom-2	Interatomic distance (Å)	Clash overlap (Å)
5:A:25:ASP:N	5:A:26:PRO:HG2	1.52	1.24
22:I:103:BCR:HC8	22:I:103:BCR:C31	1.61	1.24
21:K:105:LMU:H22	21:K:105:LMU:C6	1.58	1.24
4:4:34:PRO:CB	4:4:35:GLU:HB2	1.67	1.24
22:F:203:BCR:H321	22:F:203:BCR:C8	1.55	1.24
1:1:27:LEU:CD2	6:B:314:ARG:HG2	1.60	1.24
3:3:181:LEU:N	3:3:182:LYS:CG	2.01	1.24
4:4:39:TRP:C	4:4:40:PHE:HD1	1.38	1.24
4:4:149:ALA:CB	4:4:151:GLU:HG2	1.66	1.24
21:G:101:LMU:H3'	21:G:101:LMU:C6B	1.66	1.24
21:H:108:LMU:C10	21:H:108:LMU:H32	1.67	1.24
20:1:215:CLA:C8	20:1:215:CLA:H41	1.66	1.24
4:4:121:PHE:O	4:4:122:LYS:HD2	1.36	1.24
4:4:192:THR:HG22	4:4:193:ILE:O	1.35	1.23
20:4:304:CLA:HED3	20:4:304:CLA:CAA	1.68	1.23
15:K:11:MET:SD	15:K:12:VAL:HA	1.76	1.23
20:4:318:CLA:H12	20:4:318:CLA:CED	1.67	1.23
6:B:732:LYS:CB	6:B:733:PHE:CA	2.14	1.23
12:H:20:GLN:CB	12:H:22:ASP:HB3	1.65	1.23
21:N:101:LMU:H92	21:N:101:LMU:C5	1.67	1.23
4:4:102:GLU:OE2	20:4:314:CLA:C4B	1.85	1.23
20:4:306:CLA:HMC1	20:4:306:CLA:CBC	1.58	1.23
21:A:854:LMU:H81	21:A:854:LMU:C3	1.69	1.23
21:H:108:LMU:C3	21:H:108:LMU:H81	1.66	1.23
21:K:105:LMU:C2	21:K:105:LMU:H71	1.69	1.23
7:C:62:PHE:CE2	9:E:42:GLU:OE1	1.90	1.23
20:K:108:CLA:O1A	20:K:108:CLA:H3A	1.38	1.23
4:4:147:LEU:CD1	4:4:148:GLU:H	1.52	1.23
6:B:25:ILE:CG2	22:L:210:BCR:C28	2.16	1.23
6:B:25:ILE:CG2	22:L:210:BCR:H292	1.59	1.22
21:K:109:LMU:C8	21:K:109:LMU:H42	1.67	1.22
21:N:101:LMU:C5	21:N:101:LMU:H6E	1.68	1.22
3:3:74:ALA:HA	20:3:307:CLA:C2D	1.67	1.22
20:A:826:CLA:C20	22:J:102:BCR:H17C	1.68	1.22
6:B:732:LYS:HG2	6:B:734:GLY:N	0.90	1.22
21:R:104:LMU:H2'	21:R:104:LMU:C2	1.65	1.22
4:4:68:GLY:O	4:4:71:ASN:HB2	1.34	1.22
21:A:855:LMU:H2B	21:A:855:LMU:C6B	1.65	1.22
7:C:7:ILE:O	7:C:8:TYR:O	1.55	1.22
21:H:106:LMU:H31	21:H:106:LMU:C1B	1.68	1.22
4:4:30:LEU:CA	4:4:31:ALA:HB3	1.69	1.22

Continued on next page...

Continued from previous page...

Atom-1	Atom-2	Interatomic distance (Å)	Clash overlap (Å)
5:A:342:GLY:CA	5:A:430:ASP:HB2	1.69	1.22
20:A:807:CLA:C1	20:A:809:CLA:HED3	1.69	1.22
21:H:108:LMU:H32	21:H:108:LMU:C8	1.68	1.22
4:4:124:TYR:O	4:4:127:PRO:HD2	1.36	1.22
4:4:144:ALA:HB3	4:4:147:LEU:O	1.38	1.22
6:B:517:PHE:CD2	6:B:517:PHE:O	1.93	1.22
2:2:43:TRP:CH2	2:2:125:PHE:CG	2.18	1.21
4:4:170:HIS:O	4:4:171:ASN:O	1.58	1.21
5:A:331:LEU:HD11	5:A:346:LEU:CB	1.68	1.21
20:A:824:CLA:HED1	20:A:825:CLA:C3D	1.69	1.21
20:A:824:CLA:HED2	20:A:825:CLA:CAD	1.70	1.21
21:H:108:LMU:H92	21:H:108:LMU:C5	1.49	1.21
20:L:201:CLA:C2	20:L:201:CLA:CED	2.13	1.21
5:A:328:LYS:CG	5:A:332:GLU:HB2	1.70	1.21
21:B:847:LMU:C11	21:B:847:LMU:H61	1.69	1.21
21:H:108:LMU:C3	21:H:108:LMU:H101	1.69	1.21
16:L:163:LEU:CD2	16:L:164:PRO:HB3	1.71	1.21
20:R:107:CLA:HED3	20:R:107:CLA:C1A	1.68	1.21
20:4:302:CLA:HHD	20:4:302:CLA:CBC	1.71	1.21
5:A:21:LEU:HD12	5:A:21:LEU:O	1.38	1.21
17:N:57:LYS:CG	17:N:58:VAL:H	1.52	1.21
21:R:102:LMU:H5B	21:R:102:LMU:C6'	1.70	1.21
1:1:179:THR:HG21	4:4:87:SER:CB	1.70	1.21
20:4:307:CLA:CMA	20:4:307:CLA:HBA1	1.55	1.21
5:A:316:MET:HB3	5:A:317:TYR:CG	1.74	1.21
20:A:822:CLA:CBB	22:A:845:BCR:H351	1.71	1.21
18:R:41:UNK:CB	18:R:42:UNK:HA	1.68	1.21
20:1:215:CLA:HED3	20:1:215:CLA:C2A	1.69	1.21
3:3:48:PHE:CD2	3:3:49:ILE:HG22	1.74	1.21
4:4:171:ASN:O	4:4:173:THR:N	1.74	1.21
17:N:61:LEU:HD12	17:N:62:SER:C	1.62	1.21
5:A:76:ARG:NH1	5:A:192:LYS:HG2	1.56	1.20
9:E:86:GLU:HG3	9:E:87:VAL:N	1.49	1.20
4:4:94:GLU:HG2	4:4:95:PHE:CE1	1.75	1.20
4:4:122:LYS:CB	4:4:143:PHE:HD2	1.46	1.20
20:A:815:CLA:HED2	20:A:815:CLA:CAA	1.69	1.20
17:N:45:ASN:ND2	17:N:54:LYS:HB2	1.53	1.20
20:A:839:CLA:HMA2	20:A:839:CLA:CBA	1.66	1.20
6:B:403:ASN:O	6:B:406:ASN:CB	1.89	1.20
6:B:120:VAL:HA	6:B:123:TRP:CD1	1.75	1.20
20:B:836:CLA:C15	22:F:203:BCR:C31	2.18	1.20

Continued on next page...

Continued from previous page...

Atom-1	Atom-2	Interatomic distance (Å)	Clash overlap (Å)
21:F:201:LMU:C8	21:F:201:LMU:H22	1.72	1.20
17:N:79:SER:HA	17:N:80:ASN:O	1.37	1.20
4:4:118:ASP:OD1	4:4:123:GLN:HB2	1.38	1.20
4:4:147:LEU:CG	4:4:148:GLU:H	1.53	1.20
1:1:179:THR:CG2	4:4:87:SER:CB	2.20	1.19
4:4:104:ARG:HD2	20:4:313:CLA:C2C	1.71	1.19
21:A:854:LMU:C9	21:A:854:LMU:H32	1.72	1.19
17:N:70:GLU:OE2	17:N:72:LYS:O	1.58	1.19
1:1:63:LEU:HD22	1:1:63:LEU:C	1.50	1.19
4:4:107:GLN:HA	20:4:302:CLA:CMA	1.70	1.19
4:4:192:THR:HG22	4:4:193:ILE:C	1.60	1.19
20:4:318:CLA:C1	20:4:318:CLA:HED3	1.71	1.19
11:G:46:ALA:N	11:G:48:ASP:HB3	1.56	1.19
5:A:301:HIS:NE2	20:A:816:CLA:O1D	1.76	1.19
18:R:52:UNK:HA	18:R:53:UNK:CB	1.69	1.19
20:1:210:CLA:CAD	20:1:210:CLA:HED2	1.66	1.19
5:A:541:VAL:HG11	5:A:615:HIS:CD2	1.78	1.19
20:B:823:CLA:HBB1	20:B:837:CLA:CMB	1.73	1.19
20:1:215:CLA:HBA1	20:1:215:CLA:CGD	1.71	1.19
20:G:102:CLA:HHD	20:G:102:CLA:CBC	1.71	1.19
17:N:48:GLY:CA	17:N:49:CYS:SG	2.30	1.19
21:R:103:LMU:H31	21:R:103:LMU:C1'	1.67	1.19
22:3:314:BCR:H393	22:3:314:BCR:C23	1.67	1.18
5:A:331:LEU:HD23	5:A:331:LEU:O	1.42	1.18
6:B:25:ILE:CG2	22:L:210:BCR:H282	1.72	1.18
20:B:821:CLA:C1A	20:B:821:CLA:H43	1.72	1.18
2:2:169:LEU:HD22	20:2:305:CLA:CAB	1.72	1.18
10:F:24:LYS:HE2	10:F:24:LYS:N	1.56	1.18
22:F:203:BCR:C27	22:F:203:BCR:H403	1.52	1.18
1:1:25:ASP:H	6:B:314:ARG:NH2	1.40	1.18
5:A:342:GLY:HA3	5:A:430:ASP:CB	1.73	1.18
21:G:101:LMU:H6'2	21:G:101:LMU:C3'	1.74	1.18
4:4:34:PRO:HA	4:4:35:GLU:CB	1.70	1.18
1:1:57:ILE:HD13	1:1:57:ILE:C	1.62	1.18
22:A:847:BCR:C31	20:A:852:CLA:C14	2.20	1.18
20:B:821:CLA:H151	20:B:821:CLA:C10	1.65	1.18
3:3:132:TRP:CZ3	3:3:155:GLU:CD	2.06	1.17
11:G:45:GLU:HG2	11:G:49:THR:HG23	1.19	1.17
21:H:108:LMU:H32	21:H:108:LMU:C9	1.73	1.17
20:A:824:CLA:HED1	20:A:825:CLA:CMD	1.74	1.17
20:B:823:CLA:HHD	20:B:823:CLA:CBC	1.74	1.17

Continued on next page...

Continued from previous page...

Atom-1	Atom-2	Interatomic distance (Å)	Clash overlap (Å)
14:J:31:ARG:NH2	20:J:103:CLA:C4B	2.06	1.17
16:L:163:LEU:CB	16:L:164:PRO:HG3	1.75	1.17
17:N:57:LYS:HG3	17:N:58:VAL:N	1.44	1.17
4:4:107:GLN:CA	20:4:302:CLA:CMA	2.21	1.17
20:A:822:CLA:C4C	22:A:845:BCR:C19	2.23	1.17
20:B:836:CLA:HBB2	20:B:836:CLA:C9	1.75	1.17
7:C:1:MET:H2	7:C:3:HIS:N	1.42	1.17
17:N:72:LYS:CB	17:N:73:ASP:HA	1.73	1.17
4:4:30:LEU:HD12	4:4:30:LEU:O	1.45	1.16
4:4:147:LEU:CD2	4:4:148:GLU:HG3	1.75	1.16
5:A:79:PHE:CE2	5:A:185:HIS:NE2	2.13	1.16
20:A:824:CLA:H72	20:A:825:CLA:CED	1.73	1.16
15:K:10:ILE:HA	15:K:13:THR:CG2	1.72	1.16
16:L:164:PRO:CG	16:L:165:TYR:CG	2.28	1.16
17:N:41:LYS:CB	17:N:42:PHE:HB3	1.75	1.16
3:3:132:TRP:HH2	3:3:155:GLU:OE2	0.82	1.16
5:A:702:GLU:OE2	6:B:550:LYS:NZ	1.76	1.16
6:B:25:ILE:HG21	22:L:210:BCR:C28	1.70	1.16
4:4:194:VAL:CG1	4:4:195:GLN:HB2	1.75	1.16
20:B:836:CLA:H161	22:F:203:BCR:H313	1.24	1.16
20:B:850:CLA:C9	20:B:851:CLA:H91	1.75	1.16
11:G:46:ALA:N	11:G:49:THR:HG21	1.58	1.16
3:3:132:TRP:HH2	3:3:155:GLU:CD	1.21	1.16
5:A:81:ALA:CB	20:A:804:CLA:CMA	2.24	1.16
11:G:33:LYS:HA	11:G:33:LYS:CE	1.66	1.16
20:L:209:CLA:HBC3	20:L:209:CLA:HHD	1.20	1.16
24:A:857:SF4:S3	24:A:857:SF4:S2	2.44	1.16
20:G:102:CLA:H3A	20:G:102:CLA:O2A	1.44	1.16
21:H:104:LMU:O3B	19:Y:2:FRU:H5	1.37	1.16
17:N:63:ASP:H	17:N:64:ASP:CB	1.57	1.16
17:N:70:GLU:O	17:N:72:LYS:HD3	1.41	1.16
3:3:110:SER:C	3:3:111:TYR:HD2	1.48	1.15
5:A:81:ALA:CB	20:A:804:CLA:HMA1	1.75	1.15
1:1:179:THR:CB	4:4:87:SER:HB3	1.77	1.15
2:2:110:TRP:HD1	2:2:113:ILE:HG21	1.11	1.15
4:4:36:ASN:OD1	4:4:37:LEU:HA	1.44	1.15
5:A:316:MET:CG	5:A:317:TYR:CD1	2.30	1.15
6:B:87:ILE:HA	6:B:115:ASN:HA	1.25	1.15
6:B:672:GLN:HA	6:B:672:GLN:HE21	1.09	1.15
20:H:102:CLA:HAC2	22:I:103:BCR:HC31	1.28	1.15
16:L:163:LEU:HD13	16:L:164:PRO:HB3	1.27	1.15

Continued on next page...

Continued from previous page...

Atom-1	Atom-2	Interatomic distance (Å)	Clash overlap (Å)
20:R:108:CLA:C9	21:R:109:LMU:O4'	1.94	1.15
21:A:854:LMU:H21	21:A:854:LMU:C8	1.75	1.15
8:D:134:MET:N	8:D:134:MET:SD	2.19	1.15
21:R:101:LMU:H11	21:R:101:LMU:H62	1.17	1.15
21:R:104:LMU:H21	21:R:104:LMU:C2'	1.59	1.15
19:Y:2:FRU:C6	19:Y:2:FRU:H12	1.71	1.15
4:4:38:ARG:HG3	4:4:39:TRP:N	1.48	1.15
4:4:94:GLU:CB	4:4:95:PHE:CE1	2.29	1.15
4:4:174:GLY:O	4:4:175:LYS:HG3	1.47	1.15
4:4:36:ASN:CB	4:4:39:TRP:CE3	2.29	1.15
5:A:160:SER:O	5:A:163:GLN:HG2	1.44	1.15
23:B:841:PQN:C19	22:B:846:BCR:C10	2.24	1.15
7:C:1:MET:CB	7:C:4:SER:OG	1.94	1.15
21:N:101:LMU:H32	21:N:101:LMU:O5'	1.47	1.15
20:1:202:CLA:HED3	20:1:202:CLA:C1A	1.77	1.14
3:3:194:ILE:HD11	20:3:304:CLA:HMC2	1.26	1.14
4:4:36:ASN:C	4:4:39:TRP:HB2	1.66	1.14
21:H:104:LMU:O3B	19:Y:2:FRU:C5	1.77	1.14
16:L:164:PRO:CD	16:L:165:TYR:CE2	2.29	1.14
1:1:185:TRP:CB	1:1:186:HIS:CE1	2.29	1.14
11:G:33:LYS:HA	11:G:33:LYS:HE3	1.24	1.14
21:1:217:LMU:H12	21:1:217:LMU:H3'	1.21	1.14
20:3:313:CLA:HBA1	20:3:313:CLA:HED1	1.19	1.14
4:4:89:THR:O	4:4:92:VAL:HB	1.48	1.14
5:A:316:MET:HB3	5:A:317:TYR:CD1	1.82	1.14
20:A:816:CLA:HMC1	20:A:816:CLA:HBC3	1.30	1.14
20:A:824:CLA:HBA2	20:A:836:CLA:HED1	1.28	1.14
22:A:844:BCR:H23C	22:A:844:BCR:H403	1.28	1.14
21:B:847:LMU:H112	21:B:847:LMU:C7	1.77	1.14
21:F:201:LMU:H31	21:F:201:LMU:C8	1.77	1.14
12:H:25:GLY:HA3	12:H:27:ASP:N	1.60	1.14
17:N:72:LYS:HG3	17:N:74:LYS:CG	1.78	1.14
2:2:102:ILE:C	20:2:311:CLA:HBB2	1.66	1.14
4:4:99:HIS:CE1	4:4:103:ILE:CD1	2.30	1.14
20:A:824:CLA:C4B	22:A:846:BCR:H373	1.77	1.14
20:A:830:CLA:H52	22:B:846:BCR:H343	1.19	1.14
6:B:493:TRP:O	6:B:495:PRO:HD3	1.48	1.14
20:B:803:CLA:HMD3	22:F:202:BCR:HC41	1.20	1.14
20:B:807:CLA:HBB2	20:B:807:CLA:C9	1.77	1.14
20:J:101:CLA:HBD	20:J:101:CLA:CBA	1.76	1.14
16:L:164:PRO:CG	16:L:165:TYR:CD1	2.30	1.14

Continued on next page...

Continued from previous page...

Atom-1	Atom-2	Interatomic distance (Å)	Clash overlap (Å)
2:2:43:TRP:HH2	2:2:125:PHE:CD2	1.56	1.14
3:3:92:TRP:HA	3:3:93:PHE:CD1	1.80	1.14
20:A:822:CLA:CHD	22:A:845:BCR:C19	2.25	1.14
6:B:22:TRP:NE1	20:B:838:CLA:HBB1	1.60	1.14
16:L:163:LEU:CD2	16:L:164:PRO:HA	1.76	1.14
4:4:74:LYS:N	4:4:75:TRP:HA	1.50	1.13
5:A:76:ARG:CZ	5:A:192:LYS:HG2	1.77	1.13
5:A:435:VAL:O	5:A:438:HIS:O	1.66	1.13
21:A:853:LMU:H3'	21:A:853:LMU:O2B	1.47	1.13
20:B:821:CLA:H102	20:B:821:CLA:C15	1.76	1.13
16:L:27:VAL:HA	20:L:203:CLA:HMA3	1.17	1.13
17:N:61:LEU:HD12	17:N:61:LEU:C	1.65	1.13
20:R:108:CLA:H92	21:R:109:LMU:O4'	1.49	1.13
2:2:169:LEU:CD2	20:2:305:CLA:CBB	2.27	1.13
21:4:320:LMU:H5B	21:4:320:LMU:O3'	1.45	1.13
5:A:251:ASN:O	5:A:253:ASP:N	1.80	1.13
5:A:316:MET:CB	5:A:317:TYR:CD1	2.30	1.13
24:A:857:SF4:S2	24:A:857:SF4:S4	2.46	1.13
24:A:857:SF4:S4	24:A:857:SF4:S1	2.46	1.13
20:B:810:CLA:CAC	20:B:811:CLA:HBB2	1.60	1.13
20:B:827:CLA:CBC	20:B:827:CLA:HMC1	1.77	1.13
15:K:9:LEU:N	15:K:9:LEU:HD23	1.53	1.13
21:N:101:LMU:H121	21:N:101:LMU:H82	1.26	1.13
2:2:38:PRO:HB2	2:2:40:SER:OG	1.45	1.13
2:2:39:GLU:N	2:2:40:SER:HB2	1.63	1.13
4:4:37:LEU:O	4:4:39:TRP:HB3	1.48	1.13
4:4:94:GLU:CG	4:4:95:PHE:CE1	2.30	1.13
4:4:104:ARG:HH11	4:4:105:ARG:HB2	1.13	1.13
22:A:847:BCR:H313	20:A:852:CLA:C14	1.76	1.13
6:B:596:TRP:CH2	6:B:612:SER:O	2.02	1.13
7:C:14:CYS:CA	7:C:17:CYS:SG	2.36	1.13
19:Q:2:FRU:H62	19:Q:2:FRU:C1	1.69	1.13
3:3:110:SER:O	3:3:111:TYR:HD2	1.31	1.13
20:B:819:CLA:HHD	20:B:819:CLA:HBC2	1.13	1.13
19:P:2:FRU:H62	19:P:2:FRU:C1	1.75	1.13
19:P:2:FRU:H62	19:P:2:FRU:H11	1.27	1.13
5:A:402:ILE:HG13	20:A:827:CLA:HBB2	1.29	1.13
5:A:423:ASP:HB3	5:A:424:PRO:HD3	1.20	1.13
22:F:203:BCR:HC8	22:F:203:BCR:C32	1.66	1.12
16:L:66:GLY:HA3	20:L:209:CLA:CHC	1.79	1.13
16:L:164:PRO:CD	16:L:165:TYR:CZ	2.32	1.12

Continued on next page...

Continued from previous page...

Atom-1	Atom-2	Interatomic distance (Å)	Clash overlap (Å)
17:N:61:LEU:HD12	17:N:62:SER:N	1.63	1.13
20:1:210:CLA:O1D	20:1:210:CLA:HAA2	1.46	1.12
20:3:310:CLA:CHA	20:3:318:CLA:CBC	2.27	1.12
5:A:451:ILE:HD12	20:A:830:CLA:HED3	1.29	1.12
20:B:836:CLA:C16	22:F:203:BCR:H313	1.78	1.12
24:A:857:SF4:S3	24:A:857:SF4:S4	2.46	1.12
19:T:1:GLC:H5	19:T:2:FRU:O1	1.49	1.12
20:1:215:CLA:HBA1	20:1:215:CLA:O2D	1.47	1.12
2:2:40:SER:O	2:2:41:LEU:HD22	1.45	1.12
5:A:590:CYS:SG	24:A:857:SF4:S4	2.47	1.12
15:K:10:ILE:O	15:K:13:THR:HG23	1.50	1.12
15:K:11:MET:SD	15:K:12:VAL:CA	2.36	1.12
17:N:58:VAL:CB	17:N:59:PRO:HD2	1.77	1.12
19:Z:1:GLC:O2	19:Z:2:FRU:H5	1.48	1.12
2:2:41:LEU:HD23	2:2:41:LEU:C	1.64	1.12
4:4:89:THR:N	4:4:90:LEU:HD22	1.64	1.12
4:4:122:LYS:CB	4:4:143:PHE:HB2	1.79	1.12
5:A:316:MET:HG2	5:A:317:TYR:CE1	1.83	1.12
6:B:58:PHE:HB2	6:B:146:SER:HB3	1.27	1.12
6:B:403:ASN:O	6:B:406:ASN:HB3	0.96	1.12
17:N:61:LEU:CD1	17:N:63:ASP:HB2	1.79	1.12
17:N:75:TYR:O	17:N:76:LYS:O	1.68	1.12
21:1:219:LMU:H6'2	21:1:219:LMU:C3'	1.78	1.12
3:3:158:TYR:HB3	3:3:159:PRO:HD2	1.31	1.12
4:4:91:PHE:CD2	20:4:312:CLA:C3C	2.31	1.12
4:4:107:GLN:C	20:4:302:CLA:HMA3	1.61	1.12
20:4:305:CLA:HAA1	20:F:206:CLA:H42	1.30	1.12
6:B:131:THR:HB	6:B:134:ASP:HB2	1.16	1.12
21:F:201:LMU:C3	21:F:201:LMU:C8	2.28	1.12
22:I:103:BCR:C4	22:I:103:BCR:H322	1.59	1.12
2:2:168:ARG:O	2:2:172:LEU:HD12	1.50	1.11
22:B:846:BCR:H382	22:B:846:BCR:H23C	1.22	1.11
20:H:101:CLA:HMC1	20:H:101:CLA:HBC3	1.20	1.11
4:4:33:ASP:HB3	4:4:34:PRO:HD3	1.32	1.11
20:4:302:CLA:HHD	20:4:302:CLA:HBC2	1.21	1.11
20:4:305:CLA:HMC1	20:4:305:CLA:HBC3	1.11	1.11
20:A:824:CLA:CED	20:A:825:CLA:HMD1	1.80	1.11
23:B:841:PQN:H191	22:B:846:BCR:C10	1.78	1.11
15:K:17:LEU:HG	15:K:56:THR:OG1	1.49	1.11
16:L:164:PRO:CB	16:L:165:TYR:CA	2.28	1.11
20:L:201:CLA:HHD	20:L:201:CLA:HBC3	1.18	1.11

Continued on next page...

Continued from previous page...

Atom-1	Atom-2	Interatomic distance (Å)	Clash overlap (Å)
4:4:147:LEU:HD22	4:4:148:GLU:N	1.65	1.11
6:B:608:GLN:HE21	6:B:608:GLN:HA	1.01	1.11
21:B:847:LMU:H3'	21:B:847:LMU:C5B	1.80	1.11
21:H:105:LMU:C5	21:H:105:LMU:H91	1.68	1.11
19:X:1:GLC:C1	19:X:2:FRU:C5	2.27	1.11
20:1:202:CLA:HED1	20:1:202:CLA:H2	1.29	1.11
2:2:44:ASN:ND2	14:J:1:MET:SD	2.22	1.11
5:A:331:LEU:HD11	5:A:346:LEU:HB3	1.22	1.11
21:A:854:LMU:H22	21:A:854:LMU:C6	1.57	1.11
21:A:855:LMU:H41	21:A:855:LMU:H92	1.13	1.11
20:B:827:CLA:HMC1	20:B:827:CLA:HBC2	1.27	1.11
10:F:25:LEU:CD2	10:F:46:MET:HB3	1.80	1.11
11:G:12:THR:HG22	11:G:72:LEU:HG	1.20	1.11
11:G:45:GLU:C	11:G:49:THR:HG21	1.69	1.11
21:H:104:LMU:O4'	19:Y:2:FRU:H3	1.38	1.11
21:K:106:LMU:H31	21:K:106:LMU:C8	1.81	1.11
16:L:164:PRO:CD	16:L:165:TYR:CD2	2.33	1.11
3:3:52:LYS:O	3:3:56:TYR:CD2	2.03	1.11
20:A:839:CLA:C7	20:A:839:CLA:H122	1.79	1.11
21:A:854:LMU:H22	21:A:854:LMU:H61	1.25	1.11
8:D:113:HIS:NE2	8:D:118:VAL:HG11	1.63	1.11
10:F:22:LEU:H	10:F:22:LEU:CD1	1.64	1.11
11:G:43:HIS:CA	11:G:44:PHE:HB3	1.79	1.11
21:K:106:LMU:H52	21:K:106:LMU:C1	1.72	1.11
17:N:67:LEU:C	17:N:68:GLU:HG3	1.71	1.11
18:R:46:UNK:CB	18:R:47:UNK:CB	2.28	1.11
4:4:69:ILE:HG22	4:4:70:ILE:H	0.97	1.10
4:4:94:GLU:CG	4:4:95:PHE:CD1	2.34	1.10
4:4:128:ALA:CB	4:4:143:PHE:CE2	2.32	1.10
20:A:839:CLA:HHD	20:A:839:CLA:HBC2	1.27	1.10
22:A:843:BCR:H23C	22:A:843:BCR:H402	1.32	1.10
7:C:66:ARG:HG2	7:C:66:ARG:HH21	1.16	1.10
20:L:201:CLA:CED	20:L:201:CLA:CGA	2.29	1.10
17:N:62:SER:CB	17:N:66:ASP:CB	2.28	1.10
17:N:72:LYS:HG3	17:N:74:LYS:CA	1.79	1.10
18:R:38:UNK:O	18:R:42:UNK:HA	1.48	1.10
2:2:42:ARG:CD	2:2:45:VAL:CG2	2.29	1.10
4:4:122:LYS:HB3	4:4:143:PHE:HB2	1.26	1.10
5:A:208:ALA:HA	5:A:310:PHE:O	1.50	1.10
5:A:308:ILE:CD1	20:A:816:CLA:C9	2.30	1.10
20:A:814:CLA:HHC	22:A:843:BCR:H17C	1.31	1.10

Continued on next page...

Continued from previous page...

Atom-1	Atom-2	Interatomic distance (Å)	Clash overlap (Å)
21:A:854:LMU:H32	21:A:854:LMU:C8	1.80	1.10
21:B:847:LMU:C3'	21:B:847:LMU:C5B	2.29	1.10
18:R:34:UNK:CB	18:R:35:UNK:CB	2.29	1.10
20:1:215:CLA:HHD	20:1:215:CLA:HBC3	1.23	1.10
2:2:211:LYS:HE2	2:2:211:LYS:HA	1.33	1.10
5:A:25:ASP:HB3	5:A:26:PRO:HD2	1.10	1.10
5:A:98:PHE:CZ	20:A:807:CLA:HMD3	1.87	1.10
5:A:331:LEU:HD21	5:A:343:HIS:O	0.94	1.10
20:A:815:CLA:CHA	20:A:815:CLA:HBA1	1.75	1.10
6:B:189:ALA:CB	20:B:826:CLA:H203	1.80	1.10
6:B:247:THR:CA	6:B:250:ALA:HB2	1.80	1.10
19:Y:2:FRU:H12	19:Y:2:FRU:H61	1.31	1.10
20:1:215:CLA:C2A	20:1:215:CLA:CED	2.29	1.10
4:4:93:ILE:HA	4:4:96:ILE:HD12	1.20	1.10
5:A:81:ALA:HB2	20:A:804:CLA:CMA	1.79	1.10
5:A:581:CYS:HB2	5:A:590:CYS:HA	1.22	1.10
20:A:815:CLA:HBC3	20:A:815:CLA:CMC	1.70	1.10
22:A:845:BCR:H23C	22:A:845:BCR:H382	1.19	1.10
21:A:854:LMU:C2	21:A:854:LMU:C8	2.30	1.10
21:A:855:LMU:C9	21:A:855:LMU:C4	2.29	1.10
6:B:531:THR:HG22	20:B:823:CLA:HMC2	1.16	1.10
9:E:86:GLU:CG	9:E:87:VAL:H	1.65	1.10
10:F:22:LEU:N	10:F:22:LEU:HD12	1.52	1.10
11:G:48:ASP:CB	11:G:49:THR:CG2	2.28	1.10
21:H:105:LMU:C5	21:H:105:LMU:C9	2.30	1.10
21:K:106:LMU:C3	21:K:106:LMU:C8	2.30	1.10
16:L:163:LEU:CB	16:L:164:PRO:CB	2.29	1.10
17:N:72:LYS:HG2	17:N:74:LYS:HG3	1.32	1.10
5:A:25:ASP:CB	5:A:26:PRO:HD2	1.71	1.10
20:A:814:CLA:HMB2	22:A:843:BCR:H382	1.34	1.10
20:A:839:CLA:H71	20:A:839:CLA:H121	1.29	1.10
21:A:854:LMU:C3	21:A:854:LMU:C8	2.29	1.10
11:G:42:SER:HB2	11:G:45:GLU:CD	1.72	1.10
20:K:101:CLA:CED	20:K:108:CLA:CMB	2.30	1.10
17:N:54:LYS:HB3	17:N:57:LYS:HE2	1.19	1.10
21:1:219:LMU:C6B	21:1:219:LMU:C3'	2.30	1.09
4:4:94:GLU:HB3	4:4:95:PHE:CD1	1.86	1.09
20:4:304:CLA:CED	20:4:304:CLA:CAA	2.29	1.09
5:A:25:ASP:HB3	5:A:26:PRO:CD	1.78	1.09
5:A:316:MET:HB3	5:A:317:TYR:HB2	1.20	1.09
5:A:335:LYS:HG2	5:A:336:GLY:H	1.12	1.09

Continued on next page...

Continued from previous page...

Atom-1	Atom-2	Interatomic distance (Å)	Clash overlap (Å)
5:A:365:LEU:HD23	20:A:805:CLA:HED3	1.25	1.09
20:A:814:CLA:C4B	22:A:843:BCR:C19	2.28	1.09
21:A:855:LMU:C4	21:A:855:LMU:C8	2.30	1.09
6:B:58:PHE:CB	6:B:146:SER:HB3	1.81	1.09
21:B:847:LMU:C11	21:B:847:LMU:C7	2.30	1.09
21:E:101:LMU:C1	21:E:101:LMU:C5	2.29	1.09
21:H:104:LMU:C8	21:H:104:LMU:H41	1.80	1.09
21:K:106:LMU:C2'	21:K:106:LMU:C2	2.30	1.09
21:K:106:LMU:C3	21:K:106:LMU:H91	1.81	1.09
20:1:202:CLA:CGA	20:1:202:CLA:CMA	2.30	1.09
20:1:215:CLA:C1A	20:1:215:CLA:CED	2.29	1.09
4:4:35:GLU:HB3	4:4:36:ASN:HB3	1.32	1.09
20:A:839:CLA:H71	20:A:839:CLA:H122	1.18	1.09
21:B:847:LMU:C6B	21:B:847:LMU:C3'	2.30	1.09
20:B:850:CLA:H93	20:B:851:CLA:H91	1.13	1.09
9:E:52:VAL:HG12	9:E:53:VAL:H	1.16	1.09
10:F:47:GLU:HG3	10:F:51:LYS:HE3	1.16	1.09
12:H:69:SER:HB2	20:H:109:CLA:H61	1.10	1.09
21:H:106:LMU:H3'	21:H:106:LMU:O5B	1.35	1.09
21:H:108:LMU:H81	21:H:108:LMU:C4	1.82	1.09
15:K:7:THR:HA	15:K:10:ILE:HD13	1.11	1.09
20:L:201:CLA:CGD	20:L:201:CLA:CAA	2.29	1.09
18:R:41:UNK:CB	18:R:42:UNK:CA	2.29	1.09
20:1:202:CLA:C2A	20:1:202:CLA:CED	2.30	1.09
2:2:42:ARG:CG	2:2:45:VAL:CG2	2.29	1.09
4:4:94:GLU:CB	4:4:95:PHE:CD1	2.33	1.09
4:4:95:PHE:CZ	20:4:315:CLA:NC	1.97	1.09
4:4:151:GLU:C	4:4:154:ILE:H	1.56	1.09
5:A:103:PHE:HE1	20:A:807:CLA:O1D	1.00	1.09
5:A:328:LYS:HG2	5:A:332:GLU:HB2	1.32	1.09
20:A:801:CLA:HMC1	20:A:801:CLA:HBC2	1.23	1.09
20:A:804:CLA:H12	20:A:811:CLA:H61	1.23	1.09
20:A:824:CLA:CED	20:A:825:CLA:CAD	2.29	1.09
6:B:103:ALA:O	6:B:104:PHE:HB2	1.48	1.09
14:J:11:ALA:HB1	14:J:12:PRO:HD2	1.34	1.09
15:K:20:PHE:HD2	15:K:21:ALA:N	1.50	1.09
20:R:107:CLA:HED3	20:R:107:CLA:CHA	1.83	1.09
20:1:210:CLA:CAD	20:1:210:CLA:CED	2.31	1.09
20:1:215:CLA:C11	20:1:215:CLA:C4	2.29	1.09
20:1:215:CLA:CBC	20:1:215:CLA:CHD	2.29	1.09
2:2:38:PRO:C	2:2:40:SER:HB2	1.71	1.09

Continued on next page...

Continued from previous page...

Atom-1	Atom-2	Interatomic distance (Å)	Clash overlap (Å)
2:2:41:LEU:HG	2:2:42:ARG:N	1.49	1.09
2:2:73:ILE:H	2:2:73:ILE:HD12	1.00	1.09
5:A:588:GLY:CA	6:B:668:ARG:HD3	1.82	1.09
21:A:855:LMU:C3	21:A:855:LMU:C8	2.30	1.09
21:G:101:LMU:C6B	21:G:101:LMU:C3'	2.30	1.09
20:H:102:CLA:CAC	22:I:103:BCR:HC31	1.81	1.09
21:K:106:LMU:C1	21:K:106:LMU:C5	2.30	1.09
16:L:164:PRO:HB2	16:L:165:TYR:CG	1.87	1.09
17:N:54:LYS:HB3	17:N:57:LYS:CE	1.82	1.09
17:N:72:LYS:CG	17:N:74:LYS:CG	2.31	1.09
17:N:72:LYS:CG	17:N:74:LYS:CB	2.31	1.09
5:A:308:ILE:HD11	20:A:816:CLA:C9	1.81	1.09
20:A:824:CLA:CED	20:A:825:CLA:CMD	2.30	1.09
22:B:845:BCR:H382	22:B:845:BCR:H23C	1.30	1.09
21:H:106:LMU:C1B	21:H:106:LMU:C3	2.30	1.09
21:H:108:LMU:C9	21:H:108:LMU:H52	1.81	1.09
20:K:101:CLA:HED1	20:K:108:CLA:HMB2	1.17	1.09
5:A:27:ILE:O	5:A:28:LYS:HG3	1.52	1.08
5:A:328:LYS:CE	5:A:332:GLU:CG	2.30	1.08
5:A:472:ARG:HH12	16:L:74:LEU:HG	1.06	1.08
8:D:117:GLY:O	8:D:118:VAL:HG23	1.52	1.08
10:F:102:ARG:HG2	10:F:106:ILE:HD11	1.12	1.08
16:L:161:LEU:CD1	16:L:162:ASP:CA	2.30	1.08
16:L:163:LEU:CB	16:L:164:PRO:CG	2.29	1.08
18:R:39:UNK:C	18:R:41:UNK:CB	2.30	1.08
20:1:215:CLA:C10	20:1:215:CLA:C4	2.30	1.08
20:2:302:CLA:CBC	20:2:302:CLA:HMC1	1.82	1.08
20:2:322:CLA:C10	20:2:322:CLA:H152	1.54	1.08
20:3:313:CLA:CED	20:3:313:CLA:CAA	2.30	1.08
20:4:319:CLA:HMC1	20:4:319:CLA:HBC3	1.21	1.08
20:A:830:CLA:H161	22:L:210:BCR:H361	1.31	1.08
6:B:119:GLY:HA3	20:B:826:CLA:HED1	1.11	1.08
6:B:282:PHE:HZ	20:B:814:CLA:C1	1.67	1.08
20:B:821:CLA:HBC3	20:B:821:CLA:CMC	1.65	1.08
4:4:30:LEU:CA	4:4:31:ALA:CB	2.30	1.08
4:4:52:MET:HG3	4:4:160:MET:HG3	1.35	1.08
20:4:307:CLA:HMA2	20:4:307:CLA:CGA	1.82	1.08
20:1:202:CLA:CED	20:1:202:CLA:CBA	2.30	1.08
3:3:107:TRP:CD1	3:3:108:ALA:N	2.21	1.08
20:A:815:CLA:O2D	20:A:815:CLA:H2A	1.54	1.08
20:B:810:CLA:CAC	20:B:811:CLA:HBB1	1.58	1.08

Continued on next page...

Continued from previous page...

Atom-1	Atom-2	Interatomic distance (Å)	Clash overlap (Å)
21:F:201:LMU:C7	21:F:201:LMU:C3	2.29	1.08
15:K:11:MET:SD	15:K:11:MET:C	2.30	1.08
16:L:163:LEU:CD2	16:L:164:PRO:CA	2.29	1.08
17:N:51:ASP:C	17:N:52:LEU:HD23	1.73	1.08
19:X:1:GLC:C1	19:X:2:FRU:H5	1.83	1.08
1:1:27:LEU:HD21	6:B:314:ARG:CD	1.83	1.08
4:4:99:HIS:CE1	4:4:103:ILE:HD12	1.89	1.08
4:4:119:PRO:HG3	20:4:313:CLA:C2D	1.82	1.08
4:4:147:LEU:HD13	4:4:148:GLU:N	1.68	1.08
20:A:803:CLA:H42	20:A:838:CLA:H61	1.08	1.08
20:B:823:CLA:HHD	20:B:823:CLA:HBC2	1.14	1.08
21:F:201:LMU:C2	21:F:201:LMU:C8	2.30	1.08
21:H:108:LMU:C3	21:H:108:LMU:C9	2.30	1.08
21:K:105:LMU:H6D	21:K:105:LMU:C3	1.83	1.08
16:L:164:PRO:CB	16:L:165:TYR:CB	2.30	1.08
21:R:109:LMU:O6B	21:R:109:LMU:H1B	1.50	1.08
19:U:1:GLC:H3	19:U:2:FRU:O5	1.52	1.08
2:2:169:LEU:HD23	20:2:305:CLA:HBB2	1.33	1.07
3:3:198:PHE:HA	3:3:201:ALA:HB2	1.36	1.07
4:4:128:ALA:N	4:4:143:PHE:HZ	1.49	1.07
20:A:825:CLA:HBC2	20:A:825:CLA:HMC1	1.31	1.07
6:B:302:LYS:O	6:B:303:TYR:HB2	1.50	1.07
22:I:103:BCR:H313	22:I:103:BCR:C8	1.74	1.07
21:K:105:LMU:C6'	21:K:105:LMU:C3	2.30	1.07
21:N:101:LMU:H2B	21:N:101:LMU:O3'	1.54	1.07
20:A:823:CLA:OBD	20:A:823:CLA:H92	1.51	1.07
20:A:839:CLA:CBC	20:A:839:CLA:CHD	2.30	1.07
6:B:22:TRP:HE1	20:B:838:CLA:CBB	1.66	1.07
21:B:847:LMU:H3'	21:B:847:LMU:H6'2	1.18	1.07
7:C:54:CYS:CB	24:C:102:SF4:S3	2.42	1.07
10:F:23:LYS:HB2	10:F:24:LYS:HZ1	1.18	1.07
20:J:103:CLA:HED3	20:J:103:CLA:CHA	1.83	1.07
20:K:102:CLA:HBC2	20:K:102:CLA:HMC1	1.35	1.07
5:A:511:THR:HG23	20:A:817:CLA:O1A	1.52	1.07
21:A:855:LMU:C8	21:A:855:LMU:H32	1.85	1.07
6:B:594:TRP:O	6:B:595:HIS:HB3	1.49	1.07
6:B:729:THR:O	6:B:729:THR:HG22	1.53	1.07
20:B:821:CLA:O2D	20:B:821:CLA:H2A	1.52	1.07
10:F:42:ILE:HG13	10:F:43:LYS:H	1.14	1.07
11:G:45:GLU:HG3	11:G:49:THR:CG2	1.78	1.07
13:I:7:LEU:CD1	22:I:103:BCR:H333	1.83	1.07

Continued on next page...

Continued from previous page...

Atom-1	Atom-2	Interatomic distance (Å)	Clash overlap (Å)
15:K:10:ILE:C	15:K:13:THR:HG23	1.75	1.07
4:4:75:TRP:CD1	20:4:311:CLA:HMD3	1.90	1.07
4:4:107:GLN:O	20:4:302:CLA:CMA	1.99	1.07
5:A:210:LEU:CD1	20:A:813:CLA:HMB2	1.85	1.07
20:A:833:CLA:CBC	22:A:846:BCR:HC31	1.83	1.07
21:A:855:LMU:H82	21:A:855:LMU:H32	1.13	1.07
11:G:46:ALA:HA	11:G:48:ASP:OD2	1.54	1.07
17:N:45:ASN:HD22	17:N:54:LYS:CB	1.64	1.07
2:2:99:LEU:HD22	20:2:311:CLA:HMC3	1.10	1.07
2:2:120:ASN:HB3	2:2:121:THR:HB	1.34	1.07
2:2:169:LEU:CD2	20:2:305:CLA:CAB	2.32	1.07
20:2:322:CLA:H41	20:2:322:CLA:C8	1.84	1.07
20:2:322:CLA:C10	20:2:322:CLA:C15	2.28	1.07
4:4:194:VAL:CG1	4:4:195:GLN:CB	2.28	1.07
5:A:402:ILE:CG1	20:A:827:CLA:HBB2	1.85	1.07
20:A:825:CLA:HMC1	20:A:825:CLA:CBC	1.84	1.07
21:H:106:LMU:H12	21:H:106:LMU:O2'	1.45	1.07
21:H:108:LMU:C3	21:H:108:LMU:C8	2.30	1.07
21:H:108:LMU:C8	21:H:108:LMU:C4	2.30	1.07
21:H:108:LMU:H101	21:H:108:LMU:H31	1.34	1.07
17:N:48:GLY:HA3	17:N:49:CYS:O	1.53	1.07
21:R:103:LMU:H1'	21:R:103:LMU:C3	1.81	1.07
3:3:93:PHE:CD2	3:3:93:PHE:N	2.22	1.06
4:4:36:ASN:CG	4:4:39:TRP:CD2	2.28	1.06
4:4:123:GLN:O	4:4:143:PHE:CD1	2.07	1.06
20:A:819:CLA:HMD3	20:A:821:CLA:HBB2	1.12	1.06
22:A:847:BCR:C31	20:A:852:CLA:H142	1.84	1.06
21:A:855:LMU:H6'1	21:A:855:LMU:O3B	1.46	1.06
6:B:58:PHE:HB2	6:B:146:SER:CB	1.83	1.06
6:B:310:PRO:HG3	20:B:821:CLA:HMA1	1.12	1.06
20:B:805:CLA:O1A	20:B:805:CLA:H62	1.54	1.06
23:B:841:PQN:C16	22:B:846:BCR:H333	1.79	1.06
9:E:87:VAL:O	9:E:87:VAL:HG12	1.54	1.06
21:G:101:LMU:H3'	21:G:101:LMU:H6'2	1.08	1.06
21:H:104:LMU:C5	21:H:104:LMU:H12	1.82	1.06
16:L:64:LEU:HB3	16:L:68:PHE:HE1	1.17	1.06
17:N:52:LEU:HD23	17:N:52:LEU:N	1.65	1.06
2:2:91:THR:O	2:2:94:LEU:HB3	1.55	1.06
4:4:36:ASN:CG	4:4:39:TRP:CE2	2.29	1.06
20:A:824:CLA:HHD	20:A:824:CLA:CBC	1.85	1.06
10:F:5:LEU:HG	10:F:6:THR:N	1.66	1.06

Continued on next page...

Continued from previous page...

Atom-1	Atom-2	Interatomic distance (Å)	Clash overlap (Å)
21:K:105:LMU:O2B	21:K:105:LMU:H5'	1.54	1.06
20:L:209:CLA:HHD	20:L:209:CLA:CBC	1.83	1.06
21:R:102:LMU:C5B	21:R:102:LMU:C6'	2.29	1.06
20:3:313:CLA:H142	20:3:313:CLA:H101	1.07	1.06
20:4:318:CLA:CED	20:4:318:CLA:C1	2.29	1.06
5:A:368:LEU:CD2	20:A:818:CLA:C9	2.32	1.06
6:B:25:ILE:HG23	22:L:210:BCR:H282	1.37	1.06
6:B:202:SER:O	6:B:245:GLY:HA2	1.52	1.06
20:B:829:CLA:HBC2	20:B:829:CLA:HHD	1.35	1.06
21:B:847:LMU:C6	21:B:847:LMU:C11	2.30	1.06
21:D:201:LMU:C3	21:E:101:LMU:C12	2.34	1.06
11:G:28:ARG:HG2	11:G:28:ARG:HH21	1.20	1.06
20:L:201:CLA:CBC	20:L:201:CLA:CHD	2.32	1.06
20:3:318:CLA:H12	20:3:318:CLA:HMA2	1.28	1.06
4:4:122:LYS:HB3	4:4:143:PHE:CG	1.90	1.06
4:4:147:LEU:CD2	4:4:148:GLU:CG	2.30	1.06
20:4:316:CLA:HBD	20:4:316:CLA:HBA1	1.37	1.06
20:A:822:CLA:CAB	22:A:845:BCR:H351	1.85	1.06
20:A:852:CLA:HMD3	6:B:578:LEU:HD23	1.09	1.06
21:A:854:LMU:C2	21:A:854:LMU:C6	2.29	1.06
20:H:101:CLA:H2	20:H:101:CLA:HMA2	1.30	1.06
21:H:105:LMU:H91	21:H:105:LMU:H51	1.34	1.06
13:I:7:LEU:HD12	22:I:103:BCR:C33	1.86	1.06
13:I:11:LEU:HD12	22:I:103:BCR:C10	1.83	1.06
16:L:164:PRO:CB	16:L:165:TYR:CG	2.37	1.06
16:L:164:PRO:C	16:L:165:TYR:CD2	2.29	1.06
5:A:249:ILE:HG12	5:A:250:LEU:N	1.67	1.06
5:A:267:THR:O	5:A:269:PHE:HD2	1.39	1.06
5:A:605:MET:HA	5:A:608:SER:OG	1.56	1.06
20:A:833:CLA:HMA2	20:A:839:CLA:HBB1	1.37	1.06
20:B:810:CLA:C3C	20:B:811:CLA:HBB1	1.84	1.06
20:B:823:CLA:HBB1	20:B:837:CLA:HMB3	1.35	1.06
16:L:27:VAL:HA	20:L:203:CLA:CMA	1.84	1.06
17:N:58:VAL:CB	17:N:59:PRO:CD	2.30	1.06
17:N:65:LEU:HD23	17:N:65:LEU:O	1.53	1.06
20:1:215:CLA:HHD	20:1:215:CLA:HBC2	1.33	1.05
20:4:304:CLA:H151	20:4:304:CLA:H202	1.25	1.05
20:4:304:CLA:H151	20:4:304:CLA:H203	1.33	1.05
7:C:44:ARG:HH21	8:D:127:ARG:HB3	1.19	1.05
9:E:72:VAL:O	9:E:73:ASN:HB3	1.55	1.05
10:F:24:LYS:CA	10:F:24:LYS:CE	2.34	1.05

Continued on next page...

Continued from previous page...

Atom-1	Atom-2	Interatomic distance (Å)	Clash overlap (Å)
21:H:108:LMU:H32	21:H:108:LMU:H81	1.25	1.05
14:J:2:ARG:HH12	14:J:8:LEU:HD13	1.21	1.05
21:K:106:LMU:H31	21:K:106:LMU:H91	1.07	1.05
17:N:45:ASN:HD22	17:N:57:LYS:NZ	1.52	1.05
17:N:46:PHE:O	17:N:47:THR:HG23	1.54	1.05
2:2:203:THR:O	2:2:204:ILE:HG23	1.54	1.05
20:3:313:CLA:HAA2	20:3:313:CLA:HED2	1.09	1.05
4:4:93:ILE:CA	4:4:96:ILE:HD12	1.87	1.05
4:4:193:ILE:HG22	4:4:194:VAL:H	1.13	1.05
5:A:454:GLY:H	5:A:457:SER:HB3	1.16	1.05
20:A:814:CLA:CHC	22:A:843:BCR:C19	2.35	1.05
22:A:847:BCR:C31	22:A:847:BCR:HC8	1.85	1.05
6:B:474:PHE:HE2	6:B:476:ILE:HG13	1.19	1.05
6:B:560:ASP:OD1	6:B:561:GLY:N	1.89	1.05
6:B:663:PHE:O	6:B:664:LEU:HB2	1.50	1.05
7:C:1:MET:HG2	7:C:4:SER:HB3	1.36	1.05
11:G:43:HIS:O	11:G:45:GLU:HB2	1.56	1.05
12:H:25:GLY:HA3	12:H:27:ASP:H	1.00	1.05
15:K:11:MET:SD	15:K:12:VAL:N	2.29	1.05
16:L:161:LEU:HD12	16:L:161:LEU:C	1.58	1.05
19:U:2:FRU:H62	19:U:2:FRU:C1	1.85	1.05
1:1:27:LEU:CD2	6:B:314:ARG:HG3	1.85	1.05
1:1:39:TYR:HB3	20:1:209:CLA:OBD	1.54	1.05
21:1:217:LMU:O6B	21:1:217:LMU:H1B	1.51	1.05
4:4:39:TRP:C	4:4:40:PHE:CD1	2.29	1.05
20:4:304:CLA:C20	20:4:304:CLA:C15	2.28	1.05
5:A:51:THR:HG21	20:A:837:CLA:HBB2	1.35	1.05
5:A:116:ILE:HG23	5:A:137:GLY:HA3	1.39	1.05
5:A:370:ILE:HG22	5:A:400:MET:HA	1.38	1.05
20:B:821:CLA:H43	20:B:821:CLA:HAA1	1.38	1.05
21:E:101:LMU:C1	21:E:101:LMU:H51	1.87	1.05
11:G:42:SER:OG	11:G:45:GLU:HB2	1.56	1.05
11:G:46:ALA:H	11:G:48:ASP:CB	1.69	1.05
20:H:102:CLA:C4C	22:I:103:BCR:HC22	1.85	1.05
20:2:322:CLA:C15	20:2:322:CLA:H102	1.85	1.05
4:4:117:GLN:O	4:4:122:LYS:O	1.72	1.05
20:4:304:CLA:H2A	20:4:304:CLA:O1D	1.56	1.05
5:A:197:GLN:HA	5:A:197:GLN:HE21	0.91	1.05
5:A:365:LEU:HD23	20:A:805:CLA:CED	1.85	1.05
5:A:425:THR:HG21	8:D:59:GLU:OE2	1.54	1.05
20:A:824:CLA:H72	20:A:825:CLA:HED2	1.30	1.05

Continued on next page...

Continued from previous page...

Atom-1	Atom-2	Interatomic distance (Å)	Clash overlap (Å)
22:A:844:BCR:H23C	22:A:844:BCR:H402	1.38	1.05
20:B:823:CLA:CED	20:B:824:CLA:HMD1	1.87	1.05
11:G:68:ILE:CG2	11:G:72:LEU:HD13	1.86	1.05
21:H:107:LMU:H12	21:H:107:LMU:O2'	1.57	1.05
20:1:202:CLA:CED	20:1:202:CLA:H2	1.87	1.05
20:1:210:CLA:HED2	20:1:210:CLA:OBD	1.56	1.05
4:4:193:ILE:HG22	4:4:195:GLN:O	1.57	1.05
5:A:27:ILE:O	5:A:27:ILE:HG23	1.55	1.05
20:A:824:CLA:HHD	20:A:824:CLA:HBC2	1.07	1.05
20:B:829:CLA:HHD	20:B:829:CLA:CBC	1.87	1.05
22:B:846:BCR:H17C	20:B:850:CLA:H101	1.39	1.05
10:F:130:LEU:HG	10:F:131:PHE:H	1.13	1.05
21:N:101:LMU:H121	21:N:101:LMU:H81	1.37	1.05
2:2:205:PHE:CD1	2:2:205:PHE:C	2.29	1.04
4:4:30:LEU:HA	4:4:31:ALA:CB	1.87	1.04
5:A:599:PHE:CE2	5:A:735:VAL:HG21	1.92	1.04
23:B:841:PQN:H192	22:B:846:BCR:H10C	1.35	1.04
7:C:1:MET:HB3	7:C:4:SER:OG	1.54	1.04
10:F:23:LYS:O	10:F:26:GLN:HB2	1.57	1.04
12:H:25:GLY:HA3	12:H:27:ASP:CB	1.86	1.04
13:I:11:LEU:HG	22:I:103:BCR:C7	1.86	1.04
15:K:10:ILE:H	15:K:10:ILE:HD12	1.19	1.04
4:4:122:LYS:CB	4:4:143:PHE:CB	2.33	1.04
21:A:854:LMU:H51	21:A:854:LMU:H6'	1.19	1.04
6:B:11:GLY:HA3	7:C:71:HIS:HD2	1.18	1.04
6:B:65:LEU:HD22	6:B:124:TRP:HE3	1.20	1.04
6:B:340:SER:HA	20:B:824:CLA:H51	1.37	1.04
10:F:151:ASP:O	10:F:154:PHE:HB3	1.56	1.04
21:F:201:LMU:C3	21:F:201:LMU:H71	1.83	1.04
11:G:12:THR:CG2	11:G:72:LEU:HG	1.85	1.04
22:I:103:BCR:H322	22:I:103:BCR:HC42	1.09	1.04
16:L:164:PRO:HB2	16:L:165:TYR:HA	1.35	1.04
20:1:202:CLA:HED1	20:1:202:CLA:C2	1.86	1.04
2:2:41:LEU:CG	2:2:42:ARG:N	2.14	1.04
5:A:29:THR:HG23	5:A:29:THR:O	1.57	1.04
5:A:269:PHE:CE1	15:K:14:THR:HG21	1.91	1.04
5:A:281:LEU:HD12	20:A:816:CLA:HED2	1.37	1.04
9:E:85:ASP:O	9:E:86:GLU:HB3	1.52	1.04
21:H:106:LMU:H31	21:H:106:LMU:H2B	1.34	1.04
16:L:165:TYR:N	16:L:165:TYR:HD2	1.54	1.04
17:N:61:LEU:HD11	17:N:63:ASP:N	1.73	1.04

Continued on next page...

Continued from previous page...

Atom-1	Atom-2	Interatomic distance (Å)	Clash overlap (Å)
21:N:101:LMU:C1'	21:N:101:LMU:C3	2.30	1.04
19:Q:2:FRU:H62	19:Q:2:FRU:H11	1.06	1.04
20:1:215:CLA:CGD	20:1:215:CLA:CBA	2.35	1.04
3:3:110:SER:O	3:3:111:TYR:CD2	2.10	1.04
5:A:394:SER:HB2	20:A:826:CLA:HMA1	1.38	1.04
20:A:819:CLA:HMD3	20:A:821:CLA:CBB	1.86	1.04
20:B:807:CLA:H92	20:B:807:CLA:CBB	1.86	1.04
20:B:836:CLA:H152	22:F:203:BCR:H312	1.08	1.04
23:B:841:PQN:C16	22:B:846:BCR:H331	1.86	1.04
8:D:78:ALA:HB3	8:D:82:GLN:HE22	1.16	1.04
10:F:24:LYS:HE2	10:F:24:LYS:HA	1.40	1.04
20:H:102:CLA:CAC	22:I:103:BCR:C3	2.36	1.04
1:1:179:THR:HG21	4:4:87:SER:HB3	1.18	1.04
2:2:43:TRP:CE3	2:2:125:PHE:CD1	2.46	1.04
20:A:814:CLA:HMB2	22:A:843:BCR:C38	1.87	1.04
20:A:839:CLA:HHD	20:A:839:CLA:HBC3	1.29	1.04
6:B:310:PRO:HG2	6:B:311:PRO:HD2	1.38	1.04
20:J:101:CLA:HMC1	20:J:101:CLA:HBC2	1.39	1.04
21:K:105:LMU:C7	21:K:105:LMU:C2	2.30	1.04
16:L:164:PRO:C	16:L:165:TYR:HD2	1.58	1.04
20:3:313:CLA:C10	20:3:313:CLA:C14	2.33	1.03
4:4:34:PRO:CA	4:4:35:GLU:CB	2.28	1.03
4:4:69:ILE:HD11	4:4:175:LYS:HB2	1.09	1.03
5:A:401:TRP:CD1	20:A:826:CLA:HHC	1.93	1.03
20:A:807:CLA:C1	20:A:807:CLA:CAA	2.34	1.03
20:A:838:CLA:C14	22:A:847:BCR:C2	2.36	1.03
20:G:102:CLA:CHD	20:G:102:CLA:CBC	2.30	1.03
21:K:106:LMU:C8	21:K:106:LMU:C4	2.30	1.03
20:1:202:CLA:HED1	20:1:202:CLA:CBA	1.85	1.03
20:1:215:CLA:C8	20:1:215:CLA:C4	2.35	1.03
20:3:313:CLA:CMC	20:3:313:CLA:CBC	2.30	1.03
20:3:313:CLA:CED	20:3:313:CLA:HBA1	1.88	1.03
4:4:98:SER:O	4:4:102:GLU:HG3	1.55	1.03
20:4:318:CLA:CED	20:4:318:CLA:CGA	2.36	1.03
6:B:708:VAL:O	6:B:712:HIS:HB2	1.56	1.03
12:H:20:GLN:HB3	12:H:22:ASP:HB3	1.04	1.03
16:L:163:LEU:HD13	16:L:164:PRO:CB	1.86	1.03
2:2:54:TRP:CZ2	2:2:109:ARG:HD2	1.93	1.03
2:2:118:CYS:O	2:2:119:VAL:CG1	2.06	1.03
4:4:95:PHE:CZ	20:4:315:CLA:C1C	2.34	1.03
20:B:810:CLA:C3C	20:B:811:CLA:CBB	2.36	1.03

Continued on next page...

Continued from previous page...

Atom-1	Atom-2	Interatomic distance (Å)	Clash overlap (Å)
22:F:203:BCR:C27	22:F:203:BCR:C40	2.30	1.03
11:G:68:ILE:HG23	11:G:72:LEU:HD13	1.34	1.03
1:1:63:LEU:O	1:1:63:LEU:HD13	1.57	1.03
20:2:322:CLA:C15	20:2:322:CLA:H91	1.89	1.03
3:3:205:GLY:H	5:A:252:ARG:NH2	1.55	1.03
4:4:72:VAL:O	4:4:72:VAL:HG13	1.56	1.03
4:4:158:ARG:HA	4:4:161:LEU:HD12	1.39	1.03
20:4:305:CLA:HMC1	20:4:305:CLA:CBC	1.88	1.03
5:A:707:ILE:HG22	5:A:711:HIS:NE2	1.74	1.03
20:A:839:CLA:C12	20:A:839:CLA:C7	2.31	1.03
22:A:843:BCR:H311	22:A:843:BCR:HC8	1.05	1.03
6:B:419:ILE:O	6:B:420:SER:OG	1.77	1.03
9:E:51:SER:HB3	9:E:68:ARG:CZ	1.89	1.03
20:H:101:CLA:HED3	20:H:101:CLA:OBD	1.59	1.03
2:2:128:ASN:C	2:2:130:LEU:N	2.04	1.03
4:4:194:VAL:CB	4:4:195:GLN:C	2.26	1.03
10:F:24:LYS:O	10:F:27:ALA:HB2	1.59	1.03
22:F:203:BCR:H403	22:F:203:BCR:H271	1.04	1.03
11:G:44:PHE:N	11:G:45:GLU:HB2	1.71	1.03
20:H:102:CLA:C3C	22:I:103:BCR:C2	2.36	1.03
21:N:101:LMU:C6'	21:N:101:LMU:C5	2.30	1.03
20:R:108:CLA:HBA2	20:R:108:CLA:HBD	1.39	1.03
20:1:202:CLA:HBA2	20:1:202:CLA:HED1	1.07	1.02
20:1:202:CLA:C12	20:1:202:CLA:C9	2.30	1.02
4:4:117:GLN:O	4:4:121:PHE:CE2	2.12	1.02
4:4:149:ALA:CB	4:4:151:GLU:CG	2.30	1.02
20:A:815:CLA:CED	20:A:815:CLA:CAA	2.29	1.02
6:B:382:ILE:HG22	6:B:383:MET:H	1.24	1.02
9:E:45:TRP:CH2	9:E:78:SER:OG	2.11	1.02
11:G:47:GLY:H	11:G:48:ASP:CB	1.72	1.02
11:G:48:ASP:HB3	11:G:49:THR:CG2	1.88	1.02
16:L:163:LEU:CG	16:L:164:PRO:CB	2.36	1.02
17:N:72:LYS:HB3	17:N:73:ASP:C	1.79	1.02
1:1:63:LEU:HD22	1:1:63:LEU:O	1.55	1.02
2:2:42:ARG:HB3	2:2:43:TRP:HA	1.37	1.02
5:A:355:HIS:ND1	5:A:416:ILE:HG21	1.75	1.02
5:A:382:TYR:OH	20:A:827:CLA:H42	1.58	1.02
20:A:803:CLA:H42	20:A:838:CLA:C6	1.89	1.02
20:A:851:CLA:HMB3	20:B:849:CLA:H18	1.42	1.02
20:B:803:CLA:CMD	22:F:202:BCR:HC41	1.89	1.02
10:F:23:LYS:C	10:F:24:LYS:HE2	1.78	1.02

Continued on next page...

Continued from previous page...

Atom-1	Atom-2	Interatomic distance (Å)	Clash overlap (Å)
20:H:101:CLA:H61	20:H:101:CLA:CMA	1.90	1.02
16:L:88:ALA:C	16:L:90:GLY:H	1.55	1.02
16:L:108:LYS:O	16:L:132:SER:HB2	1.58	1.02
3:3:84:ILE:H	20:3:302:CLA:C4	1.72	1.02
4:4:34:PRO:HB3	4:4:35:GLU:HB2	1.40	1.02
4:4:69:ILE:CD1	4:4:175:LYS:HB3	1.84	1.02
4:4:69:ILE:HD11	4:4:175:LYS:HB3	1.39	1.02
5:A:281:LEU:CD1	20:A:816:CLA:HED2	1.88	1.02
5:A:390:ALA:HB2	5:A:754:ILE:HB	1.41	1.02
11:G:45:GLU:HG3	11:G:49:THR:HG23	1.08	1.02
20:2:322:CLA:H152	20:2:322:CLA:C8	1.88	1.02
4:4:74:LYS:H	4:4:75:TRP:CA	1.72	1.02
20:4:318:CLA:HHD	20:4:318:CLA:HBC2	1.36	1.02
20:A:813:CLA:HBA1	20:A:823:CLA:H41	1.40	1.02
22:A:847:BCR:C31	20:A:852:CLA:H143	1.86	1.02
24:A:857:SF4:S3	24:A:857:SF4:S1	2.58	1.02
15:K:1:ASP:HA	15:K:5:SER:HB3	1.40	1.02
20:K:101:CLA:HED2	20:K:108:CLA:CMB	1.90	1.02
21:K:105:LMU:O3'	21:K:105:LMU:H1B	1.57	1.02
17:N:76:LYS:HG3	17:N:77:CYS:H	1.22	1.02
20:1:215:CLA:H41	20:1:215:CLA:H8	1.40	1.02
20:1:215:CLA:C4	20:1:215:CLA:C7	2.29	1.02
20:2:303:CLA:HBC2	20:2:303:CLA:HHD	1.41	1.02
20:3:310:CLA:CHA	20:3:318:CLA:HBC2	1.90	1.02
4:4:37:LEU:C	4:4:39:TRP:CB	2.27	1.02
6:B:558:PRO:HG2	6:B:703:VAL:HB	1.38	1.02
22:B:846:BCR:H19C	20:B:850:CLA:H151	1.40	1.02
16:L:122:GLY:C	16:L:124:LYS:H	1.61	1.02
17:N:61:LEU:CD1	17:N:63:ASP:CB	2.37	1.02
21:N:101:LMU:C8	21:N:101:LMU:C12	2.30	1.02
20:R:108:CLA:HBA2	20:R:108:CLA: CBD	1.90	1.02
21:1:213:LMU:O6'	21:1:213:LMU:H1'	1.54	1.01
20:1:215:CLA:H43	20:1:215:CLA:H112	1.40	1.01
2:2:44:ASN:HD21	14:J:1:MET:HB2	1.24	1.01
2:2:169:LEU:CD2	20:2:305:CLA:HBB2	1.90	1.01
2:2:182:ILE:O	2:2:204:ILE:O	1.78	1.01
20:3:310:CLA:CHA	20:3:318:CLA:HBC1	1.87	1.01
5:A:239:PRO:HA	5:A:242:ILE:CD1	1.90	1.01
20:A:806:CLA:H43	20:A:828:CLA:H11	1.41	1.01
20:A:807:CLA:C1	20:A:809:CLA: CED	2.38	1.01
20:A:838:CLA:C14	22:A:847:BCR:HC22	1.90	1.01

Continued on next page...

Continued from previous page...

Atom-1	Atom-2	Interatomic distance (Å)	Clash overlap (Å)
20:B:836:CLA:H152	22:F:203:BCR:H313	1.42	1.01
11:G:43:HIS:HA	11:G:44:PHE:CB	1.89	1.01
1:1:185:TRP:HA	1:1:185:TRP:CE3	1.93	1.01
2:2:41:LEU:HG	2:2:42:ARG:H	1.10	1.01
20:3:310:CLA:C2A	20:3:318:CLA:HAC2	1.89	1.01
4:4:192:THR:CG2	4:4:193:ILE:C	2.29	1.01
5:A:368:LEU:CD2	20:A:818:CLA:H92	1.87	1.01
5:A:412:ALA:HB2	5:A:598:VAL:HG11	1.42	1.01
20:B:811:CLA:HMC1	20:B:811:CLA:HBC3	1.39	1.01
20:B:823:CLA:HED1	20:B:824:CLA:HMD1	1.42	1.01
17:N:18:ASP:CB	17:N:22:LEU:HG	1.90	1.01
17:N:45:ASN:ND2	17:N:53:ALA:O	1.92	1.01
21:R:103:LMU:H22	21:R:103:LMU:H62	1.06	1.01
21:1:217:LMU:O2'	21:1:217:LMU:H11	1.55	1.01
2:2:103:GLY:N	20:2:311:CLA:CBB	2.22	1.01
20:2:302:CLA:H42	20:2:302:CLA:CGA	1.90	1.01
4:4:36:ASN:ND2	4:4:39:TRP:CE2	2.29	1.01
4:4:149:ALA:HB3	4:4:151:GLU:HG2	1.23	1.01
5:A:249:ILE:HG12	5:A:250:LEU:H	0.90	1.01
5:A:328:LYS:HE2	5:A:332:GLU:HG3	1.39	1.01
20:A:833:CLA:CMA	20:A:839:CLA:HBB1	1.90	1.01
6:B:361:ILE:HG23	6:B:368:GLN:OE1	1.61	1.01
20:B:821:CLA:H42	20:B:821:CLA:C4A	1.90	1.01
7:C:1:MET:HB3	7:C:4:SER:HG	1.25	1.01
11:G:43:HIS:C	11:G:45:GLU:HB2	1.80	1.01
17:N:54:LYS:CG	17:N:57:LYS:HZ3	1.73	1.01
4:4:75:TRP:CE3	4:4:76:TYR:N	2.28	1.01
20:A:824:CLA:C7	20:A:825:CLA:CED	2.38	1.01
6:B:247:THR:HA	6:B:250:ALA:HB2	1.05	1.01
20:B:835:CLA:HMC1	20:B:835:CLA:HBC3	1.43	1.01
7:C:8:TYR:O	7:C:60:THR:HA	1.59	1.01
11:G:12:THR:HG22	11:G:72:LEU:CG	1.88	1.01
21:1:219:LMU:H3'	21:1:219:LMU:H6'2	1.05	1.01
2:2:43:TRP:CZ3	2:2:125:PHE:CD2	2.41	1.01
2:2:203:THR:O	2:2:204:ILE:HG12	1.60	1.01
4:4:154:ILE:HG13	4:4:155:ALA:H	1.21	1.01
20:B:850:CLA:H93	20:B:851:CLA:C9	1.91	1.01
11:G:48:ASP:HB3	11:G:49:THR:HG22	1.43	1.01
21:H:108:LMU:C10	21:H:108:LMU:C3	2.30	1.01
22:J:102:BCR:H393	22:J:102:BCR:H23C	1.03	1.01
17:N:1:GLY:O	17:N:2:VAL:HG13	1.58	1.01

Continued on next page...

Continued from previous page...

Atom-1	Atom-2	Interatomic distance (Å)	Clash overlap (Å)
17:N:42:PHE:CD1	17:N:43:PRO:N	2.29	1.01
2:2:110:TRP:HA	2:2:113:ILE:HG23	1.42	1.00
3:3:64:TYR:HB3	20:3:311:CLA:C4	1.90	1.00
3:3:181:LEU:N	3:3:182:LYS:HE2	1.74	1.00
4:4:149:ALA:HB3	4:4:151:GLU:OE1	1.58	1.00
5:A:368:LEU:HD21	20:A:818:CLA:H93	1.40	1.00
21:A:855:LMU:H6'2	21:A:855:LMU:C2B	1.87	1.00
21:H:108:LMU:C5	21:H:108:LMU:C9	2.29	1.00
15:K:17:LEU:O	15:K:17:LEU:HD23	1.59	1.00
16:L:163:LEU:HB3	16:L:164:PRO:HG3	1.06	1.00
21:1:218:LMU:O6B	21:1:218:LMU:H1B	1.56	1.00
3:3:48:PHE:HD2	3:3:49:ILE:HG22	0.85	1.00
4:4:71:ASN:C	4:4:73:PRO:HD3	1.81	1.00
20:A:824:CLA:HBC2	20:A:824:CLA:CHD	1.91	1.00
20:A:830:CLA:H161	22:L:210:BCR:C36	1.91	1.00
9:E:83:ALA:O	9:E:86:GLU:HG2	1.60	1.00
10:F:23:LYS:C	10:F:24:LYS:CE	2.29	1.00
16:L:164:PRO:HD2	16:L:165:TYR:CE1	1.95	1.00
17:N:62:SER:HB3	17:N:66:ASP:HB3	1.39	1.00
21:1:213:LMU:C2'	21:1:213:LMU:H6D	1.82	1.00
2:2:96:ILE:HG13	2:2:97:VAL:H	1.26	1.00
4:4:192:THR:HG21	4:4:195:GLN:N	1.76	1.00
22:A:843:BCR:HC8	22:A:843:BCR:C31	1.89	1.00
22:A:847:BCR:H311	22:A:847:BCR:C8	1.83	1.00
20:B:808:CLA:H41	22:I:101:BCR:C23	1.90	1.00
20:B:821:CLA:C4A	20:B:821:CLA:C4	2.30	1.00
9:E:39:LEU:H	9:E:40:ARG:NH1	1.58	1.00
10:F:22:LEU:O	10:F:25:LEU:HB2	1.57	1.00
12:H:58:ILE:HD11	16:L:97:MET:SD	2.00	1.00
20:K:101:CLA:HMD1	20:K:108:CLA:NA	1.75	1.00
16:L:160:VAL:HG13	16:L:160:VAL:O	1.61	1.00
17:N:18:ASP:HB2	17:N:22:LEU:HG	1.40	1.00
5:A:81:ALA:HB1	20:A:804:CLA:HMA1	1.40	1.00
17:N:62:SER:CB	17:N:66:ASP:CG	2.28	1.00
17:N:70:GLU:C	17:N:72:LYS:H	1.65	1.00
17:N:72:LYS:HB3	17:N:74:LYS:N	1.77	1.00
22:A:847:BCR:H313	20:A:852:CLA:H142	1.42	1.00
6:B:530:THR:HG21	20:B:823:CLA:HAC1	1.40	1.00
16:L:82:ALA:CB	16:L:86:LEU:HD13	1.92	1.00
17:N:61:LEU:CD1	17:N:63:ASP:C	2.30	1.00
1:1:179:THR:HG23	4:4:87:SER:HB3	1.44	1.00

Continued on next page...

Continued from previous page...

Atom-1	Atom-2	Interatomic distance (Å)	Clash overlap (Å)
5:A:23:ASP:OD2	5:A:24:ARG:HG2	1.62	1.00
10:F:26:GLN:OE1	10:F:26:GLN:HA	1.61	1.00
15:K:7:THR:HA	15:K:10:ILE:CD1	1.91	1.00
5:A:217:SER:HA	22:A:843:BCR:H351	1.43	1.00
5:A:365:LEU:CD2	20:A:805:CLA:HED3	1.92	1.00
5:A:368:LEU:HD21	20:A:818:CLA:H92	1.43	1.00
20:A:818:CLA:H121	20:A:818:CLA:HBB2	1.41	1.00
10:F:102:ARG:CG	10:F:106:ILE:HD11	1.91	1.00
21:H:104:LMU:H41	21:H:104:LMU:H82	1.41	1.00
21:R:103:LMU:H22	21:R:103:LMU:C6	1.92	1.00
1:1:39:TYR:CB	20:1:209:CLA:OBD	2.07	0.99
4:4:36:ASN:ND2	4:4:39:TRP:CZ2	2.29	0.99
20:A:825:CLA:O1D	20:A:825:CLA:HBA1	1.62	0.99
20:J:103:CLA:HBC3	20:J:103:CLA:HHD	1.41	0.99
3:3:74:ALA:HB3	3:3:75:PRO:HD3	1.45	0.99
4:4:107:GLN:O	20:4:302:CLA:HMA1	1.59	0.99
22:A:847:BCR:HC8	22:A:847:BCR:H311	1.00	0.99
16:L:37:LEU:O	16:L:42:ALA:HB3	1.62	0.99
17:N:32:ALA:HB1	17:N:35:VAL:HG22	1.44	0.99
17:N:55:GLN:O	17:N:56:LYS:HG3	1.60	0.99
21:N:101:LMU:H32	21:N:101:LMU:H1'	1.40	0.99
20:A:833:CLA:C3A	20:A:839:CLA:HBB1	1.91	0.99
6:B:560:ASP:HB2	7:C:66:ARG:NE	1.76	0.99
11:G:46:ALA:H	11:G:49:THR:CG2	1.73	0.99
11:G:48:ASP:HB2	11:G:49:THR:CG2	1.89	0.99
4:4:118:ASP:HA	4:4:123:GLN:N	1.78	0.99
20:J:103:CLA:CHA	20:J:103:CLA:CED	2.40	0.99
17:N:66:ASP:C	17:N:67:LEU:CD1	2.29	0.99
21:R:101:LMU:H11	21:R:101:LMU:C6	1.90	0.99
5:A:304:LEU:HD22	20:A:816:CLA:HBB2	1.44	0.99
5:A:370:ILE:HG23	5:A:403:GLY:HA3	1.43	0.99
5:A:451:ILE:CD1	20:A:830:CLA:CED	2.40	0.99
16:L:164:PRO:HG2	16:L:165:TYR:CG	1.93	0.99
17:N:47:THR:OG1	17:N:54:LYS:HD3	1.61	0.99
21:R:103:LMU:H31	21:R:103:LMU:H1'	0.99	0.99
2:2:39:GLU:CA	2:2:40:SER:HB2	1.92	0.99
3:3:84:ILE:HB	20:3:302:CLA:CGA	1.92	0.99
4:4:128:ALA:HB2	4:4:143:PHE:CZ	1.98	0.99
6:B:608:GLN:HA	6:B:608:GLN:NE2	1.78	0.99
21:B:847:LMU:H5B	21:B:847:LMU:O3'	1.63	0.99
4:4:91:PHE:CG	20:4:312:CLA:C3C	2.45	0.99

Continued on next page...

Continued from previous page...

Atom-1	Atom-2	Interatomic distance (Å)	Clash overlap (Å)
4:4:102:GLU:OE2	20:4:314:CLA:CHC	2.10	0.99
5:A:328:LYS:HE3	5:A:332:GLU:CG	1.91	0.99
5:A:672:LEU:O	5:A:674:ALA:N	1.95	0.99
7:C:39:ILE:HG12	7:C:40:ALA:H	1.26	0.99
21:E:101:LMU:O2B	21:E:101:LMU:H5B	1.63	0.99
12:H:44:ALA:CB	16:L:145:PHE:HD1	1.75	0.99
21:R:103:LMU:H41	21:R:103:LMU:C6'	1.92	0.99
19:S:1:GLC:C2	19:S:2:FRU:H11	1.92	0.99
2:2:128:ASN:O	2:2:130:LEU:N	1.95	0.99
4:4:128:ALA:CB	4:4:143:PHE:HE2	1.74	0.99
20:A:851:CLA:H11	6:B:616:LEU:HG	1.45	0.99
20:K:101:CLA:HED2	20:K:108:CLA:HMB2	1.41	0.99
20:R:108:CLA:HBA2	20:R:108:CLA:CGD	1.92	0.99
20:2:316:CLA:H152	20:2:316:CLA:H192	1.43	0.99
20:3:313:CLA:CED	20:3:313:CLA:CBA	2.41	0.99
4:4:118:ASP:HA	4:4:122:LYS:C	1.81	0.99
5:A:170:GLY:O	5:A:173:VAL:HG22	1.62	0.99
20:B:836:CLA:C15	22:F:203:BCR:H313	1.88	0.99
1:1:89:VAL:O	11:G:77:ILE:CD1	2.11	0.98
2:2:42:ARG:HD3	2:2:45:VAL:HG21	1.43	0.98
5:A:355:HIS:CE1	5:A:416:ILE:HG21	1.98	0.98
6:B:269:TRP:HB2	6:B:497:TRP:HH2	1.23	0.98
22:I:103:BCR:C31	22:I:103:BCR:C8	2.28	0.98
2:2:128:ASN:O	2:2:130:LEU:HD13	1.63	0.98
5:A:114:THR:OG1	5:A:525:ASN:HB2	1.63	0.98
5:A:204:ASN:O	5:A:205:HIS:HB2	1.62	0.98
5:A:381:PRO:HB2	20:A:818:CLA:HAA2	1.45	0.98
20:A:807:CLA:HMB1	22:J:102:BCR:HC7	1.44	0.98
10:F:22:LEU:H	10:F:22:LEU:HD12	0.83	0.98
11:G:45:GLU:CA	11:G:49:THR:HG21	1.91	0.98
20:K:102:CLA:O1A	20:K:102:CLA:HMA2	1.63	0.98
4:4:36:ASN:CB	4:4:39:TRP:CZ3	2.43	0.98
4:4:94:GLU:HB3	4:4:95:PHE:HE1	1.18	0.98
20:4:307:CLA:HAA2	20:4:307:CLA:O1D	1.62	0.98
16:L:164:PRO:CB	16:L:165:TYR:HA	1.88	0.98
4:4:34:PRO:HA	4:4:35:GLU:HB2	1.22	0.98
5:A:442:ILE:HG23	20:A:829:CLA:HMC3	1.43	0.98
20:A:814:CLA:CHC	22:A:843:BCR:H19C	1.92	0.98
4:4:30:LEU:HA	4:4:31:ALA:HB3	0.98	0.98
4:4:128:ALA:HB2	4:4:143:PHE:HE2	1.26	0.98
5:A:316:MET:CB	5:A:317:TYR:HB2	1.91	0.98

Continued on next page...

Continued from previous page...

Atom-1	Atom-2	Interatomic distance (Å)	Clash overlap (Å)
5:A:451:ILE:CD1	20:A:830:CLA:HED3	1.93	0.98
20:B:805:CLA:O1A	20:B:805:CLA:H2	1.19	0.98
9:E:68:ARG:HE	9:E:68:ARG:C	1.66	0.98
19:U:2:FRU:C6	19:U:2:FRU:C1	2.30	0.98
2:2:196:HIS:CE1	19:O:1:GLC:O3	2.15	0.98
4:4:37:LEU:CA	4:4:39:TRP:CB	2.41	0.98
5:A:197:GLN:HA	5:A:197:GLN:NE2	1.71	0.98
20:B:836:CLA:H93	20:B:836:CLA:HBB2	0.99	0.98
11:G:42:SER:HB2	11:G:45:GLU:OE1	1.64	0.98
11:G:42:SER:CB	11:G:45:GLU:CD	2.30	0.98
16:L:161:LEU:CD1	16:L:162:ASP:C	2.31	0.98
17:N:51:ASP:C	17:N:52:LEU:CD2	2.32	0.98
18:R:52:UNK:CA	18:R:53:UNK:CB	2.36	0.98
21:4:320:LMU:H3'	21:4:320:LMU:O5B	1.61	0.98
5:A:23:ASP:CG	5:A:24:ARG:CD	2.30	0.98
20:A:838:CLA:H141	22:A:847:BCR:HC21	1.44	0.98
11:G:44:PHE:HD2	11:G:44:PHE:O	1.46	0.98
17:N:63:ASP:CA	17:N:64:ASP:C	2.30	0.98
5:A:246:HIS:O	5:A:248:PHE:HD2	1.45	0.98
6:B:421:HIS:NE2	20:B:829:CLA:ND	2.11	0.98
20:B:814:CLA:HBC2	20:B:814:CLA:HHD	1.44	0.98
22:B:846:BCR:H19C	20:B:850:CLA:H112	1.42	0.98
8:D:44:GLU:HB2	8:D:46:TYR:HE2	1.25	0.98
15:K:17:LEU:C	15:K:17:LEU:CD2	2.30	0.98
17:N:45:ASN:ND2	17:N:57:LYS:HZ1	1.61	0.98
20:1:202:CLA:HMA2	20:1:202:CLA:O1A	1.63	0.98
4:4:147:LEU:HD13	4:4:148:GLU:H	1.18	0.98
20:A:833:CLA:HBC2	22:A:846:BCR:HC31	1.43	0.98
20:B:805:CLA:O1A	20:B:805:CLA:C2	2.11	0.98
20:B:851:CLA:HHB	20:B:851:CLA:H43	1.45	0.98
3:3:173:GLU:HG2	3:3:174:LYS:H	1.29	0.98
4:4:194:VAL:HG12	4:4:195:GLN:CA	1.94	0.98
5:A:210:LEU:HD13	20:A:813:CLA:HMB2	1.45	0.98
5:A:302:HIS:O	5:A:306:ILE:HG12	1.64	0.98
20:A:852:CLA:HMD3	6:B:578:LEU:CD2	1.94	0.98
6:B:493:TRP:CH2	20:B:833:CLA:HMA2	1.98	0.98
20:B:826:CLA:H142	22:B:844:BCR:H10C	1.43	0.98
10:F:5:LEU:HG	10:F:6:THR:H	0.84	0.98
22:J:102:BCR:H23C	22:J:102:BCR:C39	1.90	0.98
17:N:61:LEU:CD1	17:N:62:SER:C	2.32	0.98
2:2:55:ALA:CB	2:2:56:MET:HE2	1.94	0.97

Continued on next page...

Continued from previous page...

Atom-1	Atom-2	Interatomic distance (Å)	Clash overlap (Å)
3:3:87:GLU:C	22:3:314:BCR:C38	2.33	0.97
4:4:104:ARG:HH11	4:4:105:ARG:HB3	1.24	0.97
21:A:854:LMU:C2	21:A:854:LMU:H61	1.91	0.97
6:B:247:THR:HA	6:B:250:ALA:CB	1.93	0.97
10:F:5:LEU:CG	10:F:6:THR:H	1.74	0.97
6:B:122:GLN:O	6:B:126:THR:OG1	1.81	0.97
20:H:101:CLA:HMC1	20:H:101:CLA:HBC2	1.40	0.97
13:I:26:LEU:HA	13:I:29:GLU:O	1.63	0.97
21:K:105:LMU:H2B	21:K:105:LMU:H3'	1.44	0.97
16:L:82:ALA:HB2	16:L:86:LEU:CD1	1.93	0.97
17:N:61:LEU:CD1	17:N:63:ASP:CA	2.42	0.97
2:2:54:TRP:CZ2	2:2:109:ARG:CD	2.47	0.97
4:4:58:MET:O	4:4:61:PRO:HD2	1.63	0.97
2:2:99:LEU:CD2	20:2:311:CLA:HMC3	1.94	0.97
5:A:21:LEU:N	5:A:22:VAL:HB	1.80	0.97
5:A:40:PHE:HE1	5:A:53:TRP:CD1	1.82	0.97
5:A:87:SER:HB2	5:A:178:MET:O	1.63	0.97
22:A:844:BCR:C40	22:A:844:BCR:C23	2.36	0.97
10:F:24:LYS:N	10:F:24:LYS:CE	2.26	0.97
20:J:103:CLA:C1A	20:J:103:CLA:CED	2.42	0.97
2:2:55:ALA:HB3	2:2:56:MET:HE2	0.98	0.97
5:A:21:LEU:N	5:A:22:VAL:HG12	1.80	0.97
20:A:824:CLA:CED	20:A:825:CLA:C3D	2.42	0.97
21:A:855:LMU:H2B	21:A:855:LMU:H6'2	0.98	0.97
6:B:292:ARG:NE	6:B:292:ARG:HA	1.79	0.97
6:B:588:GLY:O	6:B:592:PHE:HB2	1.62	0.97
7:C:44:ARG:NH2	8:D:127:ARG:HB3	1.78	0.97
6:B:174:ARG:HB2	20:B:811:CLA:HBC2	1.41	0.97
6:B:295:PHE:H	6:B:295:PHE:HD2	1.07	0.97
6:B:461:GLN:O	6:B:464:GLN:HG2	1.65	0.97
22:B:846:BCR:C19	20:B:850:CLA:H151	1.94	0.97
17:N:79:SER:HA	17:N:80:ASN:C	1.83	0.97
24:A:857:SF4:S2	24:A:857:SF4:S1	2.62	0.97
6:B:269:TRP:HB2	6:B:497:TRP:CH2	2.00	0.97
17:N:65:LEU:C	17:N:65:LEU:CD2	2.30	0.97
17:N:70:GLU:O	17:N:72:LYS:CD	2.12	0.97
19:W:1:GLC:O2	19:W:1:GLC:H5	1.62	0.97
5:A:79:PHE:HE2	5:A:185:HIS:CD2	1.80	0.97
6:B:608:GLN:HE21	6:B:608:GLN:CA	1.78	0.97
16:L:160:VAL:O	16:L:160:VAL:HG22	1.60	0.97
17:N:72:LYS:HB3	17:N:73:ASP:HA	0.98	0.97

Continued on next page...

Continued from previous page...

Atom-1	Atom-2	Interatomic distance (Å)	Clash overlap (Å)
21:N:101:LMU:H81	21:N:101:LMU:C12	1.82	0.97
21:N:101:LMU:C3	21:N:101:LMU:H1'	1.91	0.97
6:B:87:ILE:CA	6:B:115:ASN:HA	1.93	0.97
20:B:815:CLA:H52	20:B:824:CLA:HMB1	1.45	0.97
20:1:201:CLA:CMC	20:1:201:CLA:CBC	2.29	0.97
4:4:33:ASP:HB3	4:4:34:PRO:CD	1.95	0.97
4:4:100:TYR:HA	4:4:103:ILE:HD11	1.47	0.97
11:G:94:ASP:N	11:G:95:PRO:HD3	1.80	0.97
21:H:106:LMU:C2B	21:H:106:LMU:C3	2.42	0.97
5:A:79:PHE:CZ	5:A:185:HIS:NE2	2.32	0.96
20:A:841:CLA:HMD3	22:B:846:BCR:HC31	1.44	0.96
17:N:63:ASP:HA	17:N:64:ASP:O	1.65	0.96
2:2:42:ARG:HD2	2:2:45:VAL:HG21	1.43	0.96
4:4:122:LYS:CB	4:4:143:PHE:CG	2.46	0.96
21:A:855:LMU:H82	21:A:855:LMU:C4	1.74	0.96
20:B:836:CLA:C16	22:F:203:BCR:C31	2.40	0.96
21:E:101:LMU:H51	21:E:101:LMU:H12	1.45	0.96
20:L:201:CLA:HBC3	20:L:201:CLA:CHD	1.91	0.96
1:1:63:LEU:C	1:1:63:LEU:CD2	2.30	0.96
4:4:40:PHE:CG	4:4:43:ALA:HB2	2.00	0.96
11:G:60:SER:HA	11:G:63:PRO:HD2	1.48	0.96
17:N:57:LYS:N	17:N:60:PHE:O	1.87	0.96
2:2:66:GLU:O	2:2:69:THR:N	1.97	0.96
4:4:40:PHE:HB3	4:4:43:ALA:HB2	0.98	0.96
4:4:147:LEU:CD2	4:4:148:GLU:N	2.28	0.96
20:A:807:CLA:HBA1	20:A:807:CLA:C4A	1.93	0.96
6:B:390:GLY:O	22:B:845:BCR:HC42	1.65	0.96
6:B:586:THR:O	6:B:588:GLY:N	1.99	0.96
16:L:164:PRO:CD	16:L:165:TYR:CE1	2.48	0.96
20:1:201:CLA:HMA2	20:1:201:CLA:HBA1	1.46	0.96
20:1:215:CLA:H43	20:1:215:CLA:H111	1.47	0.96
4:4:30:LEU:N	4:4:31:ALA:HB2	1.79	0.96
4:4:69:ILE:HG22	4:4:70:ILE:N	1.79	0.96
5:A:114:THR:HG22	5:A:115:HIS:CE1	1.98	0.96
5:A:345:GLY:O	5:A:347:TYR:N	1.96	0.96
22:B:845:BCR:H23C	22:B:845:BCR:C38	1.92	0.96
2:2:38:PRO:C	2:2:40:SER:CB	2.34	0.96
2:2:39:GLU:N	2:2:40:SER:CB	2.28	0.96
4:4:107:GLN:HA	20:4:302:CLA:HMA3	0.98	0.96
11:G:44:PHE:N	11:G:45:GLU:CB	2.29	0.96
1:1:25:ASP:N	6:B:314:ARG:HH22	1.62	0.96

Continued on next page...

Continued from previous page...

Atom-1	Atom-2	Interatomic distance (Å)	Clash overlap (Å)
20:A:824:CLA:CHC	22:A:846:BCR:H373	1.95	0.96
20:A:826:CLA:C20	22:J:102:BCR:C17	2.35	0.96
6:B:50:HIS:HD2	20:B:805:CLA:HAA2	1.28	0.96
7:C:62:PHE:HE2	9:E:42:GLU:OE1	1.46	0.96
10:F:61:LEU:HD23	10:F:69:PRO:HB2	1.46	0.96
11:G:47:GLY:N	11:G:48:ASP:CB	2.29	0.96
20:G:102:CLA:O1D	20:G:102:CLA:H2A	1.66	0.96
12:H:20:GLN:CB	12:H:22:ASP:CB	2.34	0.96
2:2:110:TRP:O	2:2:113:ILE:HG12	1.65	0.96
20:A:836:CLA:HMC1	20:A:836:CLA:HBC3	1.48	0.96
6:B:732:LYS:CG	6:B:734:GLY:CA	2.43	0.96
9:E:56:ASP:HB2	9:E:64:PRO:HB3	1.46	0.96
10:F:100:VAL:HA	10:F:103:SER:OG	1.64	0.96
16:L:161:LEU:CD1	16:L:161:LEU:C	2.30	0.96
17:N:62:SER:CB	17:N:66:ASP:HB3	1.93	0.96
20:2:307:CLA:CAD	20:2:307:CLA:CED	2.44	0.96
5:A:98:PHE:HZ	20:A:807:CLA:HMD3	1.31	0.96
5:A:452:PHE:CE1	20:A:835:CLA:HBB2	2.01	0.96
20:B:803:CLA:H2A	20:B:803:CLA:HED3	1.48	0.96
20:B:803:CLA:H191	10:F:104:TYR:HB3	1.46	0.96
20:B:836:CLA:C15	22:F:203:BCR:H312	1.92	0.96
7:C:52:LYS:O	7:C:52:LYS:HG3	1.66	0.96
7:C:63:LEU:HG	7:C:64:SER:N	1.77	0.96
9:E:52:VAL:O	9:E:53:VAL:HG22	1.63	0.96
17:N:54:LYS:CB	17:N:57:LYS:NZ	2.28	0.96
1:1:59:VAL:HG12	1:1:60:PRO:O	1.65	0.96
2:2:129:LYS:O	2:2:132:GLY:N	1.99	0.96
20:4:318:CLA:HED1	20:4:318:CLA:O1A	1.64	0.96
5:A:328:LYS:HE3	5:A:332:GLU:HG3	0.98	0.96
17:N:62:SER:HB3	17:N:66:ASP:CA	1.96	0.96
21:1:213:LMU:H6D	21:1:213:LMU:O3'	1.65	0.95
2:2:203:THR:C	2:2:204:ILE:CG1	2.32	0.95
3:3:74:ALA:HA	20:3:307:CLA:C4D	1.96	0.95
4:4:91:PHE:CD2	4:4:92:VAL:N	2.34	0.95
4:4:122:LYS:CG	4:4:143:PHE:HB2	1.95	0.95
20:4:304:CLA:H203	20:4:304:CLA:C15	1.94	0.95
6:B:715:VAL:HG23	6:B:719:PHE:CD2	2.01	0.95
20:B:823:CLA:HBC2	20:B:823:CLA:CHD	1.95	0.95
17:N:67:LEU:HD12	17:N:67:LEU:N	1.79	0.95
5:A:331:LEU:HD21	5:A:343:HIS:C	1.85	0.95
22:A:843:BCR:H311	22:A:843:BCR:C8	1.96	0.95

Continued on next page...

Continued from previous page...

Atom-1	Atom-2	Interatomic distance (Å)	Clash overlap (Å)
20:B:850:CLA:HBB2	20:B:851:CLA:C1B	1.96	0.95
11:G:94:ASP:N	11:G:95:PRO:CD	2.29	0.95
21:R:109:LMU:O6'	21:R:109:LMU:H1'	1.64	0.95
20:A:852:CLA:CMD	6:B:578:LEU:HD23	1.96	0.95
11:G:43:HIS:HA	11:G:44:PHE:HB3	0.97	0.95
17:N:54:LYS:CG	17:N:57:LYS:NZ	2.29	0.95
1:1:185:TRP:CB	1:1:186:HIS:ND1	2.30	0.95
21:2:318:LMU:H12	21:2:318:LMU:O2'	1.65	0.95
20:4:316:CLA:HBC3	20:4:316:CLA:HHD	1.46	0.95
21:4:320:LMU:H5B	21:4:320:LMU:C3'	1.96	0.95
20:A:808:CLA:CHC	20:A:809:CLA:HMD2	1.96	0.95
21:H:104:LMU:O4'	19:Y:2:FRU:C3	1.97	0.95
1:1:63:LEU:CD1	1:1:63:LEU:N	2.30	0.95
4:4:74:LYS:H	4:4:75:TRP:HA	1.07	0.95
4:4:192:THR:CG2	4:4:195:GLN:N	2.29	0.95
5:A:335:LYS:HG2	5:A:336:GLY:N	1.82	0.95
21:K:105:LMU:H32	21:K:105:LMU:H6D	0.97	0.95
16:L:161:LEU:HD12	16:L:162:ASP:HA	1.43	0.95
17:N:66:ASP:O	17:N:67:LEU:HG	1.67	0.95
5:A:21:LEU:N	5:A:22:VAL:CB	2.29	0.95
5:A:246:HIS:O	5:A:248:PHE:N	2.00	0.95
5:A:588:GLY:HA3	6:B:668:ARG:HD3	1.44	0.95
20:A:826:CLA:HBA1	20:A:826:CLA:H43	1.49	0.95
7:C:1:MET:HG2	7:C:4:SER:CB	1.96	0.95
21:H:106:LMU:C3	21:H:106:LMU:H2B	1.96	0.95
13:I:12:VAL:O	13:I:17:PRO:HD3	1.64	0.95
20:L:201:CLA:HAA1	20:L:201:CLA:O2D	1.65	0.95
21:N:101:LMU:C9	21:N:101:LMU:C5	2.30	0.95
1:1:64:GLY:O	1:1:65:TYR:HB2	1.66	0.95
20:2:302:CLA:HMC1	20:2:302:CLA:HBC3	1.49	0.95
3:3:110:SER:C	3:3:111:TYR:CD2	2.40	0.95
4:4:93:ILE:CA	4:4:96:ILE:CD1	2.41	0.95
5:A:103:PHE:HE1	20:A:807:CLA:CGD	1.77	0.95
5:A:328:LYS:HE2	5:A:332:GLU:CG	1.94	0.95
6:B:11:GLY:HA3	7:C:71:HIS:CD2	2.01	0.95
6:B:119:GLY:CA	20:B:826:CLA:HED1	1.97	0.95
6:B:127:ILE:HD13	6:B:198:ALA:HB2	1.49	0.95
17:N:52:LEU:N	17:N:52:LEU:CD2	2.29	0.95
1:1:144:LYS:NZ	20:1:201:CLA:OBD	1.99	0.95
20:2:307:CLA:CGD	20:2:307:CLA:CBA	2.43	0.95
9:E:68:ARG:HH21	9:E:69:PHE:HA	1.30	0.95

Continued on next page...

Continued from previous page...

Atom-1	Atom-2	Interatomic distance (Å)	Clash overlap (Å)
20:F:206:CLA:HED2	20:F:206:CLA:OBD	1.66	0.95
20:H:101:CLA:HMA2	20:H:101:CLA:O1A	1.65	0.95
15:K:24:PHE:CD1	15:K:52:PRO:HG2	2.01	0.95
17:N:72:LYS:CB	17:N:73:ASP:CA	2.30	0.95
3:3:194:ILE:HG13	20:3:304:CLA:CMC	1.97	0.95
5:A:331:LEU:CD1	5:A:346:LEU:HB3	1.95	0.95
5:A:547:PHE:O	5:A:551:VAL:HG13	1.64	0.95
21:D:201:LMU:C4	21:E:101:LMU:C12	2.40	0.95
11:G:46:ALA:H	11:G:48:ASP:HB3	1.17	0.95
2:2:37:ASP:OD2	3:3:41:ASP:CG	2.05	0.95
4:4:30:LEU:N	4:4:31:ALA:CB	2.30	0.95
20:4:318:CLA:H12	20:4:318:CLA:HED1	1.47	0.95
16:L:161:LEU:CD1	16:L:162:ASP:N	2.29	0.95
16:L:164:PRO:HB2	16:L:165:TYR:HB3	1.48	0.95
17:N:56:LYS:O	17:N:60:PHE:HD1	1.50	0.95
17:N:72:LYS:CB	17:N:74:LYS:N	2.29	0.95
18:R:40:UNK:N	18:R:41:UNK:CB	2.30	0.95
19:Y:1:GLC:H5	19:Y:1:GLC:O2	1.64	0.95
1:1:185:TRP:HB3	1:1:186:HIS:CG	2.02	0.94
2:2:110:TRP:CD1	2:2:113:ILE:HG21	2.01	0.94
5:A:81:ALA:HB1	20:A:804:CLA:CMA	1.92	0.94
20:A:815:CLA:HAA1	20:A:815:CLA:HED2	0.95	0.94
20:B:836:CLA:HBC1	10:F:83:PHE:CZ	2.01	0.94
20:B:839:CLA:HMC1	20:B:839:CLA:HBC2	1.47	0.94
15:K:10:ILE:HD12	15:K:10:ILE:N	1.82	0.94
15:K:44:GLU:HG3	15:K:45:SER:N	0.75	0.94
17:N:67:LEU:C	17:N:68:GLU:CG	2.32	0.94
1:1:57:ILE:CD1	1:1:58:LEU:N	2.30	0.94
20:3:318:CLA:H122	20:3:318:CLA:H172	1.49	0.94
4:4:101:VAL:CG1	4:4:104:ARG:NH2	2.28	0.94
4:4:147:LEU:HD22	4:4:148:GLU:CA	1.97	0.94
5:A:25:ASP:N	5:A:26:PRO:CG	2.30	0.94
20:B:819:CLA:HBC2	20:B:819:CLA:CHD	1.95	0.94
10:F:23:LYS:CB	10:F:24:LYS:NZ	2.30	0.94
11:G:13:GLY:HA2	11:G:16:LEU:HG	1.48	0.94
11:G:28:ARG:HG2	11:G:29:GLU:N	1.80	0.94
21:K:106:LMU:C3'	21:K:106:LMU:C2	2.45	0.94
17:N:51:ASP:O	17:N:52:LEU:HD22	1.66	0.94
17:N:61:LEU:CD1	17:N:62:SER:N	2.29	0.94
4:4:38:ARG:CG	4:4:39:TRP:N	2.30	0.94
5:A:599:PHE:CE2	5:A:731:ARG:HB3	2.03	0.94

Continued on next page...

Continued from previous page...

Atom-1	Atom-2	Interatomic distance (Å)	Clash overlap (Å)
20:A:824:CLA:HED3	20:A:825:CLA:HMD1	1.46	0.94
7:C:73:THR:OG1	7:C:76:SER:HB3	1.67	0.94
20:H:102:CLA:HAC1	22:I:103:BCR:C3	1.98	0.94
22:I:103:BCR:C4	22:I:103:BCR:C32	2.38	0.94
20:J:103:CLA:H143	20:J:103:CLA:O1A	1.67	0.94
3:3:194:ILE:CG1	20:3:304:CLA:HMC2	1.97	0.94
5:A:162:LEU:O	5:A:165:TYR:HB3	1.66	0.94
20:A:824:CLA:H2	20:A:825:CLA:HED3	1.50	0.94
6:B:124:TRP:NE1	6:B:129:LEU:HD22	1.83	0.94
6:B:612:SER:HA	6:B:615:TYR:HE1	1.30	0.94
21:K:106:LMU:H82	21:K:106:LMU:C2	1.96	0.94
21:K:106:LMU:H52	21:K:106:LMU:H12	1.46	0.94
20:L:201:CLA:HHD	20:L:201:CLA:HBC2	1.47	0.94
2:2:41:LEU:CD2	2:2:41:LEU:N	2.29	0.94
4:4:32:GLU:O	4:4:33:ASP:OD1	1.83	0.94
4:4:37:LEU:N	4:4:39:TRP:CB	2.30	0.94
4:4:147:LEU:CD2	4:4:148:GLU:H	1.81	0.94
12:H:44:ALA:HB2	16:L:145:PHE:CD1	2.01	0.94
21:K:106:LMU:C3	21:K:106:LMU:C9	2.40	0.94
2:2:43:TRP:CE2	2:2:125:PHE:CE1	2.56	0.94
3:3:181:LEU:N	3:3:181:LEU:CD1	2.30	0.94
5:A:340:GLY:O	5:A:343:HIS:HB2	1.68	0.94
5:A:462:ILE:HD11	20:B:850:CLA:H51	1.47	0.94
20:B:823:CLA:CBB	20:B:837:CLA:HMB3	1.97	0.94
18:R:34:UNK:N	18:R:36:UNK:CB	2.30	0.94
20:1:215:CLA:C4	20:1:215:CLA:H112	1.94	0.94
2:2:167:GLY:O	2:2:170:ALA:N	2.00	0.94
5:A:361:ASN:HD21	20:A:805:CLA:CED	1.79	0.94
20:A:803:CLA:C4	20:A:838:CLA:H61	1.97	0.94
6:B:266:GLN:O	6:B:267:SER:HB3	1.66	0.94
7:C:1:MET:H1	7:C:4:SER:N	1.66	0.94
11:G:46:ALA:CA	11:G:48:ASP:CG	2.36	0.94
3:3:181:LEU:N	3:3:182:LYS:CE	2.30	0.94
20:3:302:CLA:HMC3	20:A:814:CLA:HBA2	1.47	0.94
4:4:96:ILE:O	4:4:99:HIS:HB3	1.66	0.94
20:4:319:CLA:HMC1	20:4:319:CLA:CBC	1.97	0.94
5:A:114:THR:HG22	5:A:115:HIS:ND1	1.82	0.94
5:A:358:LEU:HD11	5:A:413:HIS:CG	2.02	0.94
5:A:626:GLY:HA3	5:A:636:HIS:HA	1.49	0.94
20:B:823:CLA:HED1	20:B:824:CLA:CMD	1.97	0.94
8:D:39:LYS:HD2	8:D:42:VAL:CG1	1.98	0.94

Continued on next page...

Continued from previous page...

Atom-1	Atom-2	Interatomic distance (Å)	Clash overlap (Å)
21:D:201:LMU:H32	21:E:101:LMU:C12	1.97	0.94
16:L:82:ALA:HB2	16:L:86:LEU:HD13	0.97	0.94
16:L:163:LEU:HD22	16:L:164:PRO:HA	1.36	0.94
21:R:103:LMU:H41	21:R:103:LMU:O6'	1.67	0.94
2:2:98:GLU:HG3	2:2:99:LEU:CD1	1.97	0.94
2:2:203:THR:C	2:2:204:ILE:HG12	1.87	0.94
3:3:74:ALA:CA	20:3:307:CLA:C2D	2.46	0.94
4:4:34:PRO:HA	4:4:35:GLU:CG	1.96	0.94
4:4:34:PRO:HG3	4:4:35:GLU:OE1	1.67	0.94
4:4:165:GLY:O	4:4:169:GLN:HG2	1.67	0.94
5:A:21:LEU:N	5:A:22:VAL:CG1	2.30	0.94
21:A:855:LMU:C2	21:A:855:LMU:C9	2.30	0.94
6:B:422:LEU:HD13	6:B:535:VAL:HG11	1.47	0.94
11:G:46:ALA:N	11:G:48:ASP:CB	2.30	0.94
16:L:164:PRO:HD2	16:L:165:TYR:CG	2.02	0.94
17:N:72:LYS:NZ	17:N:74:LYS:HG2	1.82	0.94
4:4:100:TYR:HA	4:4:103:ILE:CD1	1.98	0.94
5:A:316:MET:CB	5:A:317:TYR:HD1	1.76	0.94
20:A:808:CLA:H142	22:J:102:BCR:C14	1.98	0.94
6:B:556:SER:C	6:B:558:PRO:HD2	1.88	0.94
15:K:9:LEU:N	15:K:9:LEU:CD2	2.30	0.94
21:K:106:LMU:C5'	21:K:106:LMU:C3	2.30	0.94
20:1:215:CLA:HBC3	20:1:215:CLA:CHD	1.96	0.93
21:1:219:LMU:H3'	21:1:219:LMU:C5B	1.98	0.93
2:2:50:VAL:O	2:2:54:TRP:HD1	1.51	0.93
2:2:203:THR:CG2	2:2:204:ILE:N	2.30	0.93
4:4:147:LEU:CG	4:4:148:GLU:N	2.29	0.93
20:4:307:CLA:HMA2	20:4:307:CLA:HBA1	0.95	0.93
17:N:47:THR:HG21	17:N:54:LYS:HZ3	0.88	0.93
20:R:108:CLA:HBA2	20:R:108:CLA:O1D	1.65	0.93
5:A:23:ASP:OD1	5:A:24:ARG:HD3	1.66	0.93
5:A:100:GLY:HA3	5:A:153:TRP:CH2	2.03	0.93
6:B:22:TRP:HE1	20:B:838:CLA:HBB1	0.79	0.93
6:B:517:PHE:O	6:B:517:PHE:HD2	1.36	0.93
11:G:93:TYR:CA	11:G:94:ASP:CB	2.30	0.93
16:L:163:LEU:CB	16:L:164:PRO:HB3	1.96	0.93
17:N:61:LEU:CD1	17:N:63:ASP:N	2.30	0.93
17:N:63:ASP:H	17:N:64:ASP:HB3	1.32	0.93
20:1:215:CLA:H41	20:1:215:CLA:C7	1.83	0.93
20:2:322:CLA:H41	20:2:322:CLA:H72	0.95	0.93
4:4:36:ASN:O	4:4:39:TRP:HB2	1.68	0.93

Continued on next page...

Continued from previous page...

Atom-1	Atom-2	Interatomic distance (Å)	Clash overlap (Å)
20:A:819:CLA:C9	22:A:845:BCR:C37	2.11	0.93
22:A:845:BCR:H23C	22:A:845:BCR:C38	1.98	0.93
22:F:203:BCR:C8	22:F:203:BCR:C32	2.30	0.93
1:1:57:ILE:HD13	1:1:58:LEU:H	1.25	0.93
21:A:854:LMU:H51	21:A:854:LMU:O6'	1.66	0.93
6:B:732:LYS:HG2	6:B:734:GLY:H	1.24	0.93
10:F:42:ILE:HG13	10:F:43:LYS:N	1.80	0.93
16:L:164:PRO:CD	16:L:165:TYR:CG	2.51	0.93
19:P:2:FRU:H11	19:P:2:FRU:C6	1.99	0.93
19:Q:2:FRU:C1	19:Q:2:FRU:C6	2.39	0.93
4:4:93:ILE:HA	4:4:96:ILE:HD11	1.48	0.93
20:A:814:CLA:HHC	22:A:843:BCR:C17	1.97	0.93
20:A:850:CLA:HAA1	20:B:849:CLA:HBB2	1.49	0.93
20:B:850:CLA:C9	20:B:851:CLA:C9	2.46	0.93
7:C:5:VAL:C	7:C:65:VAL:HG22	1.87	0.93
20:K:101:CLA:CMD	20:K:108:CLA:NA	2.30	0.93
21:K:104:LMU:H5'	21:K:104:LMU:O2'	1.66	0.93
16:L:118:LEU:HD12	16:L:119:THR:H	1.30	0.93
2:2:169:LEU:HD23	20:2:305:CLA:CBB	1.92	0.93
3:3:84:ILE:H	20:3:302:CLA:H43	1.32	0.93
5:A:328:LYS:HG2	5:A:332:GLU:CB	1.99	0.93
20:A:822:CLA:C1D	22:A:845:BCR:H19C	1.99	0.93
20:L:201:CLA:HAA1	20:L:201:CLA:O1D	1.69	0.93
20:1:215:CLA:C4	20:1:215:CLA:H71	1.99	0.93
21:2:317:LMU:H22	21:2:317:LMU:O2'	1.69	0.93
3:3:84:ILE:HB	20:3:302:CLA:O1A	0.76	0.93
4:4:147:LEU:CD1	4:4:148:GLU:N	2.30	0.93
5:A:331:LEU:HD11	5:A:346:LEU:HB2	1.49	0.93
20:A:833:CLA:H3A	20:A:839:CLA:CBB	1.98	0.93
9:E:61:THR:HG22	9:E:62:ARG:H	1.34	0.93
21:K:106:LMU:C2	21:K:106:LMU:H3'	1.99	0.93
2:2:44:ASN:ND2	14:J:1:MET:HB2	1.83	0.93
20:2:322:CLA:HED3	20:2:322:CLA:OBD	1.67	0.93
21:3:322:LMU:H11	21:3:322:LMU:O2'	1.68	0.93
20:4:302:CLA:CBC	20:4:302:CLA:CHD	2.42	0.93
22:A:844:BCR:H402	22:A:844:BCR:C23	1.96	0.93
8:D:124:ASN:HB3	8:D:125:PRO:HD3	1.51	0.93
11:G:46:ALA:N	11:G:49:THR:CG2	2.30	0.93
5:A:73:GLU:O	5:A:76:ARG:N	2.02	0.93
20:A:826:CLA:C7	22:A:847:BCR:C37	2.47	0.93
20:B:820:CLA:HBC2	20:B:821:CLA:HBA1	1.51	0.93

Continued on next page...

Continued from previous page...

Atom-1	Atom-2	Interatomic distance (Å)	Clash overlap (Å)
11:G:68:ILE:O	11:G:72:LEU:HB3	1.68	0.93
21:H:106:LMU:O1'	21:H:106:LMU:H1B	1.68	0.93
1:1:89:VAL:O	11:G:77:ILE:HD13	1.68	0.93
4:4:104:ARG:NH1	4:4:105:ARG:CB	2.29	0.93
6:B:353:TYR:CG	6:B:594:TRP:HZ3	1.86	0.93
2:2:116:PRO:O	2:2:131:THR:HB	1.67	0.92
5:A:239:PRO:HA	5:A:242:ILE:HD11	1.49	0.92
6:B:279:ALA:O	20:B:814:CLA:HMB3	1.67	0.92
6:B:525:LEU:O	6:B:525:LEU:HD22	1.69	0.92
2:2:61:GLY:O	2:2:65:PRO:HG2	1.69	0.92
2:2:70:LYS:HG3	2:2:73:ILE:HG13	1.50	0.92
2:2:73:ILE:HD12	2:2:73:ILE:N	1.83	0.92
4:4:71:ASN:O	4:4:73:PRO:HD3	1.69	0.92
3:3:87:GLU:O	22:3:314:BCR:H381	1.69	0.92
4:4:74:LYS:N	4:4:75:TRP:CA	2.29	0.92
20:A:838:CLA:H141	22:A:847:BCR:HC22	0.94	0.92
22:A:843:BCR:H402	22:A:843:BCR:C23	1.94	0.92
6:B:648:TRP:CZ3	22:B:846:BCR:H392	2.03	0.92
11:G:93:TYR:HA	11:G:94:ASP:CG	1.89	0.92
22:J:102:BCR:H393	22:J:102:BCR:C23	1.93	0.92
19:U:2:FRU:H11	19:U:2:FRU:H62	0.93	0.92
1:1:179:THR:OG1	4:4:87:SER:CB	2.17	0.92
3:3:84:ILE:H	20:3:302:CLA:C3	1.82	0.92
5:A:478:SER:HB3	5:A:644:GLN:OE1	1.69	0.92
6:B:142:LEU:CD2	22:B:844:BCR:H333	2.00	0.92
21:F:201:LMU:H31	21:F:201:LMU:H71	0.94	0.92
2:2:42:ARG:HG3	2:2:45:VAL:HG21	1.46	0.92
2:2:127:ASN:HD21	14:J:7:TYR:HA	1.33	0.92
5:A:24:ARG:O	5:A:26:PRO:HG2	1.68	0.92
20:A:830:CLA:C16	22:L:210:BCR:C36	2.47	0.92
10:F:40:LEU:HA	10:F:42:ILE:HG12	1.50	0.92
11:G:45:GLU:HG2	11:G:49:THR:CG2	1.86	0.92
11:G:47:GLY:H	11:G:48:ASP:CA	1.82	0.92
4:4:194:VAL:HG12	4:4:195:GLN:HB2	0.94	0.92
5:A:472:ARG:HE	5:A:474:GLN:HG3	1.31	0.92
20:A:824:CLA:H2	20:A:824:CLA:O1A	1.68	0.92
6:B:596:TRP:HH2	6:B:612:SER:O	1.48	0.92
7:C:1:MET:CG	7:C:4:SER:OG	2.16	0.92
11:G:7:VAL:CG2	11:G:8:ILE:H	1.83	0.92
11:G:40:GLY:O	11:G:41:MET:SD	2.28	0.92
15:K:9:LEU:HD23	15:K:9:LEU:H	1.25	0.92

Continued on next page...

Continued from previous page...

Atom-1	Atom-2	Interatomic distance (Å)	Clash overlap (Å)
2:2:43:TRP:HZ2	2:2:125:PHE:CZ	1.84	0.92
4:4:166:PHE:O	4:4:169:GLN:HB2	1.69	0.92
7:C:79:LEU:HD22	7:C:81:TYR:O	1.70	0.92
20:R:107:CLA:CHA	20:R:107:CLA:CED	2.47	0.92
4:4:101:VAL:HG13	4:4:104:ARG:HH21	1.11	0.92
20:A:826:CLA:H203	22:J:102:BCR:H17C	0.92	0.92
22:A:847:BCR:H313	20:A:852:CLA:H143	1.48	0.92
22:B:846:BCR:H23C	22:B:846:BCR:C38	1.98	0.92
22:F:203:BCR:C40	22:F:203:BCR:H271	1.95	0.92
2:2:162:LYS:NZ	20:2:305:CLA:OBD	2.02	0.92
4:4:60:LEU:HG	4:4:61:PRO:HD3	1.49	0.92
4:4:88:SER:O	4:4:90:LEU:HA	1.70	0.92
21:4:320:LMU:C3'	21:4:320:LMU:C5B	2.47	0.92
6:B:351:HIS:HB3	20:B:815:CLA:HED1	1.49	0.92
6:B:369:ALA:O	6:B:725:LEU:HD11	1.70	0.92
8:D:102:ARG:NH1	8:D:104:PHE:CE1	2.38	0.92
10:F:23:LYS:C	10:F:24:LYS:HZ3	1.73	0.92
19:S:1:GLC:O2	19:S:2:FRU:H11	1.70	0.92
1:1:163:VAL:HA	1:1:166:SER:HB3	1.51	0.92
3:3:93:PHE:H	3:3:95:THR:H	1.10	0.92
20:4:302:CLA:HBC2	20:4:302:CLA:CHD	1.99	0.92
20:A:815:CLA:CBC	20:A:815:CLA:CMC	2.30	0.92
8:D:111:TYR:HD2	8:D:114:PRO:HB3	1.33	0.92
17:N:61:LEU:HD11	17:N:63:ASP:CB	1.98	0.92
17:N:72:LYS:NZ	17:N:74:LYS:CG	2.33	0.92
1:1:39:TYR:CG	20:1:209:CLA:OBD	2.22	0.91
20:A:822:CLA:NC	22:A:845:BCR:H19C	1.84	0.91
6:B:602:TRP:O	6:B:604:GLY:N	2.01	0.91
11:G:46:ALA:C	11:G:48:ASP:CG	2.29	0.91
2:2:40:SER:C	2:2:41:LEU:HD22	1.89	0.91
4:4:117:GLN:O	4:4:121:PHE:HE2	1.49	0.91
20:A:830:CLA:H52	22:B:846:BCR:C34	2.00	0.91
20:H:101:CLA:HBC3	20:H:101:CLA:CMC	2.00	0.91
20:K:108:CLA:H3A	20:K:108:CLA:CGA	2.00	0.91
21:R:104:LMU:C2	21:R:104:LMU:C2'	2.31	0.91
20:1:215:CLA:CGD	20:1:215:CLA:CAA	2.49	0.91
2:2:54:TRP:CE2	2:2:109:ARG:HD2	2.04	0.91
5:A:259:TYR:HB3	5:A:260:PRO:HD2	1.51	0.91
5:A:411:ALA:HB2	22:A:846:BCR:H392	1.52	0.91
6:B:382:ILE:CG2	6:B:383:MET:H	1.83	0.91
16:L:123:ARG:CZ	16:L:123:ARG:HA	2.00	0.91

Continued on next page...

Continued from previous page...

Atom-1	Atom-2	Interatomic distance (Å)	Clash overlap (Å)
21:R:102:LMU:H6E	21:R:102:LMU:H5B	1.30	0.91
21:R:103:LMU:H62	21:R:103:LMU:C2	1.97	0.91
1:1:37:GLU:HA	1:1:40:LYS:HB2	1.49	0.91
2:2:203:THR:HG22	2:2:204:ILE:N	1.84	0.91
3:3:83:LEU:HA	20:3:302:CLA:H43	1.50	0.91
6:B:65:LEU:HD22	6:B:124:TRP:CE3	2.05	0.91
8:D:30:ALA:O	16:L:18:PRO:HB2	1.71	0.91
21:K:105:LMU:H22	21:K:105:LMU:H71	0.93	0.91
17:N:72:LYS:CG	17:N:74:LYS:HB2	2.00	0.91
20:3:311:CLA:H2A	20:3:311:CLA:O1D	1.71	0.91
6:B:172:GLU:O	6:B:176:ASN:HB2	1.70	0.91
23:B:841:PQN:H191	22:B:846:BCR:H10C	0.91	0.91
7:C:5:VAL:HB	7:C:65:VAL:HA	1.52	0.91
11:G:45:GLU:CB	11:G:49:THR:HG21	1.99	0.91
21:K:106:LMU:H22	21:K:106:LMU:O2'	1.68	0.91
4:4:143:PHE:HB2	4:4:150:LYS:HE2	1.52	0.91
21:4:320:LMU:H3'	21:4:320:LMU:C5B	2.00	0.91
5:A:248:PHE:HD2	5:A:248:PHE:H	1.11	0.91
20:A:822:CLA:C1D	22:A:845:BCR:C19	2.47	0.91
21:A:854:LMU:H81	21:A:854:LMU:H21	0.93	0.91
6:B:142:LEU:HD22	22:B:844:BCR:H333	1.52	0.91
17:N:47:THR:CG2	17:N:54:LYS:HZ3	1.81	0.91
1:1:59:VAL:HG13	1:1:60:PRO:HD2	1.53	0.91
6:B:561:GLY:HA3	7:C:52:LYS:HG2	1.51	0.91
7:C:78:GLY:O	7:C:81:TYR:HE1	1.53	0.91
12:H:25:GLY:HA2	12:H:27:ASP:OD2	1.69	0.91
16:L:30:SER:OG	16:L:32:LEU:HB2	1.67	0.91
16:L:95:LEU:HD13	22:L:210:BCR:C31	2.01	0.91
5:A:648:THR:HG23	5:A:651:GLY:H	1.34	0.91
6:B:442:VAL:HG21	20:B:831:CLA:HAC2	1.51	0.91
2:2:41:LEU:O	2:2:42:ARG:CD	2.19	0.91
4:4:91:PHE:CD2	4:4:91:PHE:C	2.39	0.91
6:B:492:ILE:H	6:B:492:ILE:HD13	1.36	0.91
21:B:801:LMU:C6	21:B:801:LMU:H101	1.99	0.91
20:H:101:CLA:H2	20:H:101:CLA:O1A	1.68	0.91
17:N:54:LYS:CB	17:N:57:LYS:HZ1	1.83	0.91
17:N:72:LYS:CG	17:N:74:LYS:N	2.33	0.91
3:3:87:GLU:C	22:3:314:BCR:H381	1.91	0.91
3:3:205:GLY:N	5:A:252:ARG:NH2	2.14	0.91
22:3:314:BCR:C8	22:3:314:BCR:H311	1.99	0.91
5:A:301:HIS:CD2	20:A:816:CLA:O1D	2.23	0.91

Continued on next page...

Continued from previous page...

Atom-1	Atom-2	Interatomic distance (Å)	Clash overlap (Å)
20:A:815:CLA:CAA	20:A:815:CLA:H42	1.99	0.91
6:B:120:VAL:HA	6:B:123:TRP:NE1	1.85	0.91
20:B:808:CLA:HBB2	20:B:850:CLA:H13	1.53	0.91
20:L:209:CLA:HAA1	20:L:209:CLA:CGD	1.99	0.91
4:4:93:ILE:C	4:4:96:ILE:HD12	1.92	0.90
6:B:5:ILE:HB	6:B:6:PRO:HD2	1.51	0.90
20:B:823:CLA:CBC	20:B:823:CLA:CHD	2.45	0.90
19:Q:1:GLC:H5	19:Q:2:FRU:O5	1.71	0.90
5:A:328:LYS:HG3	5:A:332:GLU:HB2	1.50	0.90
11:G:46:ALA:H	11:G:49:THR:HG21	1.32	0.90
20:H:101:CLA:CGA	20:H:101:CLA:H3A	2.00	0.90
21:H:108:LMU:H81	21:H:108:LMU:H41	1.51	0.90
5:A:304:LEU:HD22	20:A:816:CLA:CBB	2.01	0.90
5:A:453:LEU:HB3	5:A:547:PHE:HB2	1.53	0.90
5:A:659:ALA:O	5:A:662:SER:OG	1.87	0.90
6:B:672:GLN:HE21	6:B:672:GLN:CA	1.84	0.90
15:K:52:PRO:O	15:K:56:THR:HG22	1.71	0.90
21:K:106:LMU:H22	21:K:106:LMU:H3'	1.51	0.90
17:N:47:THR:CG2	17:N:54:LYS:NZ	2.32	0.90
1:1:24:PHE:CD2	6:B:314:ARG:NH2	2.39	0.90
1:1:89:VAL:HB	1:1:90:PRO:HD3	1.52	0.90
6:B:282:PHE:CZ	20:B:814:CLA:C1	2.53	0.90
6:B:362:ALA:HB2	6:B:368:GLN:HG2	1.53	0.90
6:B:382:ILE:O	6:B:384:THR:N	2.05	0.90
21:H:104:LMU:H4O1	19:Y:2:FRU:H3	1.32	0.90
13:I:12:VAL:HG21	20:I:102:CLA:O1A	1.71	0.90
16:L:64:LEU:HB3	16:L:68:PHE:CE1	2.07	0.90
3:3:181:LEU:N	3:3:181:LEU:HD12	1.85	0.90
4:4:121:PHE:O	4:4:122:LYS:CD	2.19	0.90
20:A:809:CLA:CBB	20:B:831:CLA:HMD2	2.01	0.90
6:B:167:TRP:HB2	11:G:41:MET:HE2	1.49	0.90
11:G:42:SER:HB2	11:G:45:GLU:OE2	1.70	0.90
20:H:109:CLA:HMA2	20:H:109:CLA:O2A	1.71	0.90
18:R:33:UNK:C	18:R:36:UNK:CB	2.50	0.90
1:1:63:LEU:HD13	1:1:63:LEU:N	1.84	0.90
2:2:41:LEU:HD23	2:2:41:LEU:N	1.85	0.90
2:2:73:ILE:O	2:2:74:LEU:HD23	1.72	0.90
2:2:196:HIS:O	2:2:197:LEU:HB2	1.70	0.90
3:3:64:TYR:HB3	20:3:311:CLA:H42	1.50	0.90
20:A:824:CLA:C7	20:A:825:CLA:HED1	2.00	0.90
20:A:824:CLA:C6	20:A:825:CLA:HED1	2.02	0.90

Continued on next page...

Continued from previous page...

Atom-1	Atom-2	Interatomic distance (Å)	Clash overlap (Å)
6:B:50:HIS:CD2	20:B:805:CLA:HAA2	2.06	0.90
6:B:732:LYS:CB	6:B:733:PHE:C	2.39	0.90
8:D:48:ILE:HB	8:D:100:PHE:HB3	1.52	0.90
20:1:206:CLA:HHD	20:1:206:CLA:CBC	2.01	0.90
4:4:36:ASN:O	4:4:39:TRP:CE3	2.25	0.90
6:B:119:GLY:HA3	20:B:826:CLA:CED	2.00	0.90
6:B:666:SER:HB3	6:B:671:TRP:HE1	1.36	0.90
20:B:833:CLA:HMB1	22:B:845:BCR:H292	1.53	0.90
20:B:850:CLA:HBB2	20:B:851:CLA:CHB	2.00	0.90
11:G:48:ASP:HB2	11:G:49:THR:HG22	0.92	0.90
20:H:101:CLA:HAA2	20:H:101:CLA:O1D	1.69	0.90
15:K:20:PHE:CD2	15:K:20:PHE:C	2.43	0.90
15:K:74:ILE:HG22	15:K:75:VAL:HG22	1.54	0.90
16:L:66:GLY:HA3	20:L:209:CLA:HHC	1.52	0.90
2:2:43:TRP:CZ3	2:2:125:PHE:CB	2.55	0.90
4:4:69:ILE:CG2	4:4:70:ILE:H	1.84	0.90
6:B:697:PRO:O	7:C:79:LEU:CD1	2.19	0.90
20:B:821:CLA:C2	20:B:821:CLA:H71	1.99	0.90
13:I:8:PHE:HB2	20:I:102:CLA:OBD	1.72	0.90
17:N:40:CYS:O	17:N:40:CYS:SG	2.29	0.90
17:N:63:ASP:HA	17:N:64:ASP:C	1.91	0.90
1:1:57:ILE:CD1	1:1:58:LEU:H	1.85	0.90
4:4:39:TRP:CG	4:4:40:PHE:N	2.27	0.90
4:4:75:TRP:HE3	4:4:76:TYR:H	1.18	0.90
4:4:124:TYR:O	4:4:127:PRO:CD	2.20	0.90
20:A:823:CLA:HMD2	20:A:823:CLA:H142	1.52	0.90
6:B:5:ILE:HB	6:B:6:PRO:CD	2.01	0.90
20:B:806:CLA:O1D	20:B:806:CLA:H2A	1.72	0.90
20:B:836:CLA:H161	22:F:203:BCR:C31	2.02	0.90
21:K:106:LMU:H31	21:K:106:LMU:H82	1.45	0.90
2:2:42:ARG:HG3	2:2:45:VAL:CB	2.02	0.90
20:A:824:CLA:C6	20:A:825:CLA:CED	2.50	0.90
24:A:857:SF4:S4	24:A:857:SF4:FE1	1.64	0.90
6:B:551:LYS:NZ	8:D:140:ASN:O	2.05	0.90
2:2:64:ILE:O	2:2:68:LEU:HB2	1.71	0.89
20:2:307:CLA:CGD	20:2:307:CLA:HBA1	2.01	0.89
6:B:504:ASN:HD22	6:B:504:ASN:H	1.14	0.89
21:B:847:LMU:H112	21:B:847:LMU:H61	0.91	0.89
21:F:201:LMU:H82	21:F:201:LMU:H22	0.91	0.89
15:K:20:PHE:CD2	15:K:21:ALA:N	2.41	0.89
1:1:179:THR:OG1	4:4:87:SER:HB3	1.71	0.89

Continued on next page...

Continued from previous page...

Atom-1	Atom-2	Interatomic distance (Å)	Clash overlap (Å)
20:2:302:CLA:CGA	20:2:302:CLA:C4	2.50	0.89
3:3:84:ILE:N	20:3:302:CLA:H43	1.88	0.89
4:4:193:ILE:HG22	4:4:194:VAL:N	1.87	0.89
5:A:470:LEU:CD1	6:B:95:HIS:HB3	2.02	0.89
5:A:545:HIS:ND1	20:A:834:CLA:HBB2	1.87	0.89
22:A:847:BCR:H23C	22:A:847:BCR:H393	1.52	0.89
6:B:621:ARG:O	6:B:625:TRP:HB3	1.71	0.89
3:3:92:TRP:CZ2	5:A:250:LEU:HD12	2.08	0.89
4:4:52:MET:CE	4:4:156:ASN:HB2	2.02	0.89
5:A:472:ARG:NH1	16:L:74:LEU:HG	1.87	0.89
19:P:1:GLC:H3	19:P:2:FRU:O5	1.72	0.89
2:2:55:ALA:CB	2:2:56:MET:CE	2.48	0.89
5:A:567:ARG:HH11	8:D:35:GLY:HA2	1.37	0.89
6:B:635:ILE:O	6:B:636:THR:O	1.91	0.89
6:B:693:TRP:HD1	20:B:838:CLA:C2D	1.86	0.89
8:D:102:ARG:HE	8:D:110:GLN:HB2	1.38	0.89
10:F:93:ILE:O	10:F:96:TRP:HD1	1.55	0.89
21:G:101:LMU:H4'	21:G:101:LMU:O6B	1.73	0.89
2:2:98:GLU:CG	2:2:99:LEU:CD1	2.51	0.89
3:3:205:GLY:H	5:A:252:ARG:HH22	0.92	0.89
4:4:121:PHE:O	4:4:122:LYS:HB2	1.73	0.89
20:A:804:CLA:HBB2	20:A:806:CLA:C3D	2.02	0.89
6:B:87:ILE:HA	6:B:115:ASN:CA	2.03	0.89
6:B:574:ASP:HA	6:B:577:TYR:HB3	1.52	0.89
20:B:811:CLA:H41	20:B:816:CLA:CBC	2.03	0.89
21:H:108:LMU:O3B	21:H:108:LMU:H6'1	1.73	0.89
2:2:94:LEU:O	2:2:98:GLU:HB3	1.71	0.89
20:2:307:CLA:HED3	20:2:307:CLA:OBD	1.71	0.89
5:A:578:ARG:HB2	5:A:578:ARG:CZ	2.02	0.89
5:A:714:LEU:HD13	22:F:203:BCR:C39	2.01	0.89
20:A:807:CLA:CAB	22:J:102:BCR:C33	2.50	0.89
20:B:823:CLA:H52	20:B:837:CLA:CAD	2.03	0.89
17:N:45:ASN:HB2	17:N:57:LYS:HZ2	1.35	0.89
1:1:63:LEU:HD23	1:1:64:GLY:C	1.93	0.89
2:2:41:LEU:O	2:2:42:ARG:CB	2.21	0.89
2:2:164:ILE:O	2:2:167:GLY:HA3	1.72	0.89
20:3:313:CLA:C14	20:3:313:CLA:H102	2.03	0.89
5:A:368:LEU:HD11	20:A:825:CLA:H61	1.51	0.89
5:A:711:HIS:NE2	20:A:837:CLA:CAC	2.35	0.89
6:B:91:ILE:HG21	20:B:808:CLA:HMD1	1.54	0.89
20:B:811:CLA:H41	20:B:816:CLA:HBC3	1.54	0.89

Continued on next page...

Continued from previous page...

Atom-1	Atom-2	Interatomic distance (Å)	Clash overlap (Å)
20:K:101:CLA:HED1	20:K:108:CLA:CMB	1.96	0.89
16:L:164:PRO:CD	16:L:165:TYR:CD1	2.56	0.89
2:2:43:TRP:HZ3	2:2:125:PHE:CB	1.86	0.89
3:3:74:ALA:HA	20:3:307:CLA:C1D	2.02	0.89
20:3:313:CLA:HED1	20:3:313:CLA:CBA	2.00	0.89
4:4:95:PHE:HZ	20:4:315:CLA:NC	1.63	0.89
4:4:122:LYS:HB3	4:4:143:PHE:HB3	1.55	0.89
20:A:807:CLA:CMB	22:J:102:BCR:HC7	2.01	0.89
20:A:822:CLA:CBB	22:A:845:BCR:H353	2.02	0.89
20:A:839:CLA:H91	15:K:61:LEU:HD13	1.54	0.89
9:E:68:ARG:NE	9:E:68:ARG:O	2.05	0.89
19:P:1:GLC:O2	19:P:2:FRU:H12	1.70	0.89
20:2:322:CLA:H91	20:2:322:CLA:C16	2.03	0.89
4:4:40:PHE:CB	4:4:43:ALA:CB	2.29	0.89
5:A:25:ASP:CB	5:A:26:PRO:CD	2.46	0.89
5:A:131:ILE:O	5:A:671:SER:HA	1.73	0.89
5:A:327:ILE:O	5:A:328:LYS:O	1.90	0.89
5:A:355:HIS:ND1	5:A:416:ILE:CG2	2.35	0.89
6:B:25:ILE:CG2	22:L:210:BCR:H291	2.01	0.89
6:B:292:ARG:O	6:B:293:THR:OG1	1.91	0.89
21:H:106:LMU:H3'	21:H:106:LMU:C5B	2.03	0.89
5:A:81:ALA:HB2	20:A:804:CLA:HMA2	1.55	0.88
6:B:91:ILE:HD12	6:B:104:PHE:HE2	1.37	0.88
6:B:393:PHE:HD2	6:B:397:ASP:OD1	1.55	0.88
4:4:90:LEU:H	4:4:91:PHE:HB3	1.38	0.88
4:4:99:HIS:HE1	4:4:103:ILE:HD12	1.35	0.88
20:4:304:CLA:CGD	20:4:304:CLA:C2A	2.51	0.88
20:A:822:CLA:CAB	22:A:845:BCR:C35	2.48	0.88
21:B:802:LMU:O3'	21:B:802:LMU:H1B	1.65	0.88
20:4:311:CLA:C10	20:4:311:CLA:H41	2.02	0.88
20:A:824:CLA:HMB3	22:A:846:BCR:C18	2.03	0.88
3:3:98:ILE:HB	17:N:61:LEU:HB2	1.55	0.88
20:A:824:CLA:C7	20:A:825:CLA:HED2	2.01	0.88
20:B:814:CLA:HHD	20:B:814:CLA:CBC	2.02	0.88
20:J:103:CLA:H2	20:J:103:CLA:C16	2.04	0.88
2:2:99:LEU:HD22	20:2:311:CLA:CMC	2.01	0.88
20:2:307:CLA:HBA1	20:2:307:CLA:HBD	1.55	0.88
20:A:839:CLA:HED1	20:A:839:CLA:O1A	1.74	0.88
20:B:807:CLA:HBB2	20:B:807:CLA:H92	0.90	0.88
2:2:165:LYS:O	2:2:168:ARG:N	2.05	0.88
4:4:104:ARG:NH1	4:4:105:ARG:HB3	1.88	0.88

Continued on next page...

Continued from previous page...

Atom-1	Atom-2	Interatomic distance (Å)	Clash overlap (Å)
20:4:304:CLA:H202	20:4:304:CLA:C15	1.99	0.88
5:A:27:ILE:O	5:A:27:ILE:HD12	1.72	0.88
5:A:711:HIS:CD2	20:A:837:CLA:CBC	2.56	0.88
22:B:845:BCR:H321	22:B:845:BCR:HC8	1.56	0.88
7:C:14:CYS:HA	7:C:17:CYS:HG	1.01	0.88
17:N:32:ALA:CB	17:N:35:VAL:HG22	2.04	0.88
1:1:27:LEU:HD21	6:B:314:ARG:HG2	0.90	0.88
1:1:185:TRP:CA	1:1:186:HIS:ND1	2.37	0.88
5:A:267:THR:O	5:A:269:PHE:CD2	2.25	0.88
5:A:711:HIS:CE1	20:A:837:CLA:HAC1	2.08	0.88
20:A:826:CLA:H171	22:J:102:BCR:H15C	1.54	0.88
6:B:70:TRP:CD1	6:B:71:GLN:OE1	2.27	0.88
20:B:821:CLA:C2	20:B:821:CLA:C7	2.50	0.88
12:H:69:SER:CB	20:H:109:CLA:H61	2.01	0.88
20:H:109:CLA:HBB2	13:I:13:GLY:O	1.74	0.88
17:N:67:LEU:HB2	17:N:68:GLU:HG2	0.91	0.88
5:A:581:CYS:CB	5:A:590:CYS:HA	2.04	0.88
20:A:824:CLA:C5	20:A:825:CLA:HED1	2.03	0.88
24:A:857:SF4:S2	24:A:857:SF4:FE4	1.64	0.88
6:B:230:TRP:CH2	11:G:11:SER:HB2	2.09	0.88
21:H:105:LMU:C9	21:H:105:LMU:H52	2.01	0.88
16:L:56:VAL:HG13	20:L:208:CLA:CED	2.04	0.88
20:1:207:CLA:HMC1	20:1:207:CLA:HBC3	1.53	0.88
6:B:531:THR:O	6:B:535:VAL:HG12	1.74	0.88
8:D:113:HIS:H	8:D:114:PRO:HD2	1.38	0.88
15:K:10:ILE:CA	15:K:13:THR:HG23	2.04	0.88
2:2:103:GLY:CA	20:2:311:CLA:HBB2	2.03	0.88
5:A:207:LEU:HA	5:A:211:LEU:HG	1.54	0.88
5:A:358:LEU:HD11	5:A:413:HIS:CB	2.03	0.88
20:A:839:CLA:HBC2	20:A:839:CLA:CHD	2.00	0.88
6:B:275:HIS:O	6:B:279:ALA:N	2.05	0.88
6:B:732:LYS:HG2	6:B:733:PHE:CA	2.04	0.88
21:H:106:LMU:H31	21:H:106:LMU:O5B	1.72	0.88
13:I:11:LEU:CD1	22:I:103:BCR:C10	2.45	0.88
17:N:48:GLY:HA2	17:N:49:CYS:HG	1.05	0.88
1:1:184:PRO:C	1:1:185:TRP:HE3	1.77	0.87
3:3:112:THR:OG1	3:3:113:LEU:N	2.04	0.87
4:4:95:PHE:N	4:4:95:PHE:HD1	1.72	0.87
5:A:24:ARG:O	5:A:26:PRO:HB2	1.74	0.87
20:A:805:CLA:H151	22:A:843:BCR:H393	1.55	0.87
20:A:815:CLA:HAA1	20:A:815:CLA:HED1	1.52	0.87

Continued on next page...

Continued from previous page...

Atom-1	Atom-2	Interatomic distance (Å)	Clash overlap (Å)
20:A:835:CLA:H192	20:L:202:CLA:HBB1	1.55	0.87
20:A:839:CLA:O2D	20:A:839:CLA:HAA1	1.74	0.87
21:A:855:LMU:C3	21:A:855:LMU:C9	2.49	0.87
12:H:25:GLY:HA3	12:H:27:ASP:CA	2.03	0.87
16:L:115:ALA:H	16:L:116:PRO:HD2	1.36	0.87
18:R:39:UNK:HA	18:R:42:UNK:CB	2.04	0.87
5:A:425:THR:HG1	5:A:428:TYR:HE1	0.93	0.87
20:A:833:CLA:C3A	20:A:839:CLA:CBB	2.52	0.87
17:N:32:ALA:HB1	17:N:35:VAL:CG2	2.05	0.87
5:A:356:ALA:HB2	5:A:417:PHE:HD2	1.39	0.87
6:B:527:LEU:HD12	20:B:823:CLA:C1D	2.03	0.87
6:B:732:LYS:CG	6:B:733:PHE:CA	2.49	0.87
15:K:10:ILE:H	15:K:10:ILE:CD1	1.87	0.87
17:N:72:LYS:HG3	17:N:74:LYS:N	1.87	0.87
20:1:202:CLA:HBA2	20:1:202:CLA:O2D	1.72	0.87
2:2:168:ARG:NH2	2:2:171:MET:HB2	1.88	0.87
20:2:322:CLA:HED2	20:J:101:CLA:HMA3	1.54	0.87
4:4:38:ARG:HG3	4:4:39:TRP:CA	2.05	0.87
4:4:106:TRP:C	4:4:108:ASP:H	1.78	0.87
5:A:370:ILE:CG2	5:A:400:MET:HA	2.04	0.87
6:B:137:THR:HA	6:B:140:ILE:HG13	1.55	0.87
6:B:732:LYS:HG2	6:B:734:GLY:CA	2.04	0.87
7:C:1:MET:N	7:C:3:HIS:C	2.27	0.87
20:H:101:CLA:CGA	20:H:101:CLA:C3A	2.51	0.87
17:N:48:GLY:CA	17:N:49:CYS:CB	2.50	0.87
2:2:42:ARG:CA	2:2:45:VAL:CG2	2.30	0.87
5:A:331:LEU:HD23	5:A:331:LEU:C	1.94	0.87
5:A:349:ILE:HG23	5:A:352:THR:O	1.73	0.87
24:A:857:SF4:S3	24:A:857:SF4:FE4	1.66	0.87
6:B:310:PRO:CG	6:B:311:PRO:HD2	2.04	0.87
25:B:848:LMG:O3	7:C:70:TRP:CZ2	2.26	0.87
19:X:1:GLC:C1	19:X:2:FRU:C4	2.51	0.87
4:4:37:LEU:O	4:4:39:TRP:CD1	2.27	0.87
4:4:75:TRP:CG	20:4:311:CLA:HMD3	2.09	0.87
20:4:307:CLA:CGD	20:4:307:CLA:CAA	2.51	0.87
5:A:151:GLN:NE2	5:A:384:TYR:O	2.07	0.87
5:A:249:ILE:CG1	5:A:250:LEU:H	1.83	0.87
5:A:361:ASN:HD21	20:A:805:CLA:HED3	1.39	0.87
8:D:113:HIS:NE2	8:D:118:VAL:CG1	2.37	0.87
10:F:23:LYS:HB2	10:F:24:LYS:NZ	1.89	0.87
10:F:24:LYS:CA	10:F:26:GLN:H	1.87	0.87

Continued on next page...

Continued from previous page...

Atom-1	Atom-2	Interatomic distance (Å)	Clash overlap (Å)
5:A:217:SER:CA	22:A:843:BCR:H351	2.03	0.87
20:A:805:CLA:H42	22:A:844:BCR:H313	1.56	0.87
20:A:816:CLA:H2	20:A:816:CLA:HBA2	1.54	0.87
20:A:819:CLA:C3C	20:A:825:CLA:H172	2.03	0.87
20:A:839:CLA:CHD	20:A:839:CLA:HBC3	2.01	0.87
6:B:189:ALA:HB2	20:B:826:CLA:H203	1.54	0.87
7:C:1:MET:CG	7:C:4:SER:CB	2.53	0.87
9:E:42:GLU:HG2	9:E:43:SER:N	1.90	0.87
12:H:21:TRP:H	12:H:22:ASP:HA	1.38	0.87
5:A:309:LEU:HD21	20:A:819:CLA:CMC	2.05	0.87
20:A:830:CLA:C16	22:L:210:BCR:H361	2.05	0.87
22:A:847:BCR:C31	22:A:847:BCR:C8	2.46	0.87
6:B:110:LEU:HD12	6:B:111:GLY:H	1.40	0.87
6:B:317:ARG:NH1	6:B:405:ASP:O	2.08	0.87
12:H:44:ALA:CB	16:L:145:PHE:CD1	2.58	0.87
21:K:106:LMU:C8	21:K:106:LMU:H41	1.94	0.87
17:N:4:GLU:HG3	17:N:4:GLU:O	1.72	0.87
20:R:108:CLA:H91	21:R:109:LMU:O4'	1.72	0.87
21:1:213:LMU:C2'	21:1:213:LMU:C6'	2.47	0.87
4:4:36:ASN:OD1	4:4:39:TRP:CG	2.27	0.87
4:4:106:TRP:HD1	20:4:302:CLA:O1D	1.53	0.87
6:B:427:LEU:HD23	6:B:431:PHE:CZ	2.10	0.87
13:I:11:LEU:HD12	22:I:103:BCR:H10C	0.87	0.87
21:K:106:LMU:C3	21:K:106:LMU:H3'	2.04	0.87
2:2:178:TRP:C	2:2:182:ILE:HG13	1.95	0.86
4:4:169:GLN:HA	4:4:169:GLN:NE2	1.87	0.86
5:A:661:ALA:O	5:A:664:VAL:HG22	1.75	0.86
6:B:86:PRO:O	6:B:87:ILE:HG13	1.73	0.86
6:B:216:LEU:HD21	6:B:221:GLY:HA2	1.57	0.86
6:B:474:PHE:CE2	6:B:476:ILE:HG13	2.10	0.86
20:B:823:CLA:CBB	20:B:837:CLA:HBB	2.05	0.86
21:H:108:LMU:C8	21:H:108:LMU:H41	2.02	0.86
13:I:24:LEU:C	13:I:26:LEU:H	1.78	0.86
15:K:10:ILE:CA	15:K:13:THR:CG2	2.53	0.86
20:1:202:CLA:HMA2	20:1:202:CLA:O2A	1.74	0.86
20:2:302:CLA:HMC1	20:2:302:CLA:HBC2	1.54	0.86
4:4:100:TYR:HA	4:4:103:ILE:CG1	2.05	0.86
5:A:194:ALA:O	5:A:198:ASP:N	2.07	0.86
5:A:393:LEU:HG	5:A:394:SER:H	1.40	0.86
22:A:846:BCR:HC8	22:A:846:BCR:C33	2.05	0.86
16:L:95:LEU:HD13	22:L:210:BCR:H312	1.54	0.86

Continued on next page...

Continued from previous page...

Atom-1	Atom-2	Interatomic distance (Å)	Clash overlap (Å)
17:N:61:LEU:HD11	17:N:63:ASP:O	1.76	0.86
17:N:63:ASP:H	17:N:64:ASP:CA	1.88	0.86
5:A:606:TYR:O	5:A:610:SER:HB2	1.76	0.86
20:A:807:CLA:C2B	22:J:102:BCR:C33	2.53	0.86
21:K:104:LMU:O6'	21:K:104:LMU:H1B	1.75	0.86
20:L:201:CLA:HED1	20:L:201:CLA:CGA	1.98	0.86
2:2:168:ARG:HH21	2:2:171:MET:HB2	1.36	0.86
4:4:121:PHE:CD2	4:4:122:LYS:O	2.27	0.86
6:B:203:ARG:HG2	6:B:204:GLY:N	1.89	0.86
6:B:469:LYS:HG2	6:B:471:THR:OG1	1.76	0.86
7:C:14:CYS:SG	7:C:18:VAL:O	2.32	0.86
11:G:68:ILE:O	11:G:72:LEU:CB	2.22	0.86
15:K:44:GLU:HG3	15:K:45:SER:CA	2.05	0.86
21:K:105:LMU:C2	21:K:105:LMU:H61	2.00	0.86
4:4:84:PHE:O	4:4:85:ALA:HB3	1.75	0.86
5:A:452:PHE:HE1	20:A:835:CLA:CBB	1.87	0.86
17:N:58:VAL:HG23	17:N:60:PHE:CE1	2.11	0.86
20:H:101:CLA:H2	20:H:101:CLA:CMA	2.06	0.86
17:N:5:GLU:OE1	17:N:6:TYR:CG	2.29	0.86
1:1:185:TRP:C	1:1:186:HIS:CG	2.44	0.86
2:2:171:MET:C	2:2:171:MET:SD	2.54	0.86
2:2:174:VAL:O	2:2:178:TRP:CD1	2.29	0.86
2:2:178:TRP:O	2:2:182:ILE:HG13	1.75	0.86
2:2:188:PRO:O	2:2:190:ASP:N	2.09	0.86
3:3:132:TRP:HZ3	3:3:155:GLU:HG2	1.07	0.86
4:4:122:LYS:HG2	4:4:143:PHE:HB2	1.55	0.86
4:4:149:ALA:HB1	4:4:151:GLU:HG2	1.55	0.86
4:4:152:LYS:HD3	4:4:154:ILE:HD11	1.55	0.86
4:4:169:GLN:NE2	20:4:305:CLA:HHD	1.91	0.86
5:A:195:TRP:CZ2	20:A:810:CLA:HMA1	2.10	0.86
10:F:20:GLN:NE2	10:F:20:GLN:C	2.29	0.86
1:1:24:PHE:HD2	6:B:314:ARG:NH2	1.71	0.86
3:3:63:ARG:HH22	3:3:189:LEU:HD23	1.40	0.86
4:4:36:ASN:O	4:4:39:TRP:CB	2.23	0.86
5:A:356:ALA:HB2	5:A:417:PHE:CD2	2.09	0.86
20:A:830:CLA:C5	22:B:846:BCR:H343	2.05	0.86
20:B:815:CLA:CAD	20:B:824:CLA:HBB2	2.06	0.86
16:L:163:LEU:CD2	16:L:164:PRO:CB	2.30	0.86
17:N:5:GLU:OE1	17:N:6:TYR:CD1	2.29	0.86
17:N:45:ASN:ND2	17:N:57:LYS:NZ	2.20	0.86
17:N:70:GLU:HB3	17:N:72:LYS:N	1.88	0.86

Continued on next page...

Continued from previous page...

Atom-1	Atom-2	Interatomic distance (Å)	Clash overlap (Å)
4:4:99:HIS:ND1	4:4:103:ILE:CD1	2.38	0.86
5:A:197:GLN:HE21	5:A:197:GLN:CA	1.84	0.86
5:A:599:PHE:CE2	5:A:735:VAL:CG2	2.59	0.86
5:A:723:ARG:CG	5:A:723:ARG:HH11	1.88	0.86
20:A:815:CLA:H42	20:A:815:CLA:HAA2	1.57	0.86
20:A:841:CLA:CMD	22:B:846:BCR:HC31	2.05	0.86
20:L:201:CLA:H2	20:L:201:CLA:HED3	1.58	0.86
2:2:73:ILE:H	2:2:73:ILE:CD1	1.79	0.86
4:4:52:MET:HE3	4:4:156:ASN:HB2	1.57	0.86
20:A:832:CLA:CBC	20:A:832:CLA:HMC1	2.06	0.86
6:B:438:VAL:CG2	20:B:831:CLA:HMC1	2.05	0.86
20:B:836:CLA:H121	22:F:203:BCR:H312	1.57	0.86
7:C:59:PRO:O	24:C:103:SF4:S3	2.33	0.86
10:F:153:ASN:C	10:F:153:ASN:HD22	1.79	0.86
20:1:215:CLA:HBA1	20:1:215:CLA:O1D	1.74	0.85
2:2:211:LYS:HG2	3:3:113:LEU:HD11	1.57	0.85
4:4:118:ASP:CG	4:4:123:GLN:HB2	1.96	0.85
6:B:348:VAL:HA	20:B:816:CLA:H42	1.58	0.85
20:B:836:CLA:C20	22:F:203:BCR:HC41	2.04	0.85
10:F:20:GLN:CD	10:F:21:ALA:H	1.77	0.85
17:N:63:ASP:N	17:N:64:ASP:CB	2.38	0.85
1:1:185:TRP:C	1:1:186:HIS:ND1	2.29	0.85
20:2:307:CLA:CGD	20:2:307:CLA:HBA2	2.06	0.85
4:4:36:ASN:OD1	4:4:39:TRP:CD2	2.29	0.85
4:4:128:ALA:N	4:4:143:PHE:CZ	2.40	0.85
5:A:269:PHE:HE1	15:K:14:THR:HG21	1.38	0.85
6:B:438:VAL:HG22	20:B:831:CLA:CMC	2.05	0.85
7:C:63:LEU:HG	7:C:64:SER:H	1.39	0.85
10:F:23:LYS:C	10:F:24:LYS:NZ	2.28	0.85
4:4:38:ARG:HG3	4:4:39:TRP:H	1.38	0.85
4:4:107:GLN:C	20:4:302:CLA:HMA2	1.93	0.85
4:4:124:TYR:CB	4:4:143:PHE:HD1	1.89	0.85
20:A:826:CLA:H72	22:A:847:BCR:H371	1.57	0.85
20:A:841:CLA:H201	16:L:64:LEU:HD21	1.57	0.85
20:B:807:CLA:H102	20:B:807:CLA:H142	1.58	0.85
23:B:841:PQN:H162	22:B:846:BCR:H333	0.87	0.85
12:H:45:ALA:O	12:H:48:THR:N	2.08	0.85
17:N:61:LEU:CG	17:N:62:SER:N	2.33	0.85
2:2:59:ALA:HB1	2:2:172:LEU:HD22	1.59	0.85
3:3:132:TRP:CH2	3:3:155:GLU:HG3	2.08	0.85
4:4:36:ASN:O	4:4:39:TRP:HE3	1.60	0.85

Continued on next page...

Continued from previous page...

Atom-1	Atom-2	Interatomic distance (Å)	Clash overlap (Å)
4:4:69:ILE:HD12	4:4:175:LYS:HG2	0.86	0.85
4:4:124:TYR:HB3	4:4:143:PHE:CD1	2.12	0.85
20:4:305:CLA:HAA1	20:F:206:CLA:C4	2.05	0.85
5:A:316:MET:CB	5:A:317:TYR:CB	2.49	0.85
20:A:807:CLA:C1	20:A:807:CLA:HAA1	2.04	0.85
20:A:811:CLA:HMC1	20:A:811:CLA:HBC3	1.58	0.85
20:A:824:CLA:H52	20:A:825:CLA:HED1	1.56	0.85
6:B:167:TRP:CZ2	20:B:811:CLA:HAC1	2.12	0.85
7:C:74:THR:OG1	7:C:80:ALA:HB2	1.75	0.85
10:F:93:ILE:HG21	22:F:202:BCR:H371	1.58	0.85
13:I:1:MET:O	13:I:2:ILE:HG22	1.75	0.85
21:1:219:LMU:H6'2	21:1:219:LMU:O2'	1.76	0.85
4:4:30:LEU:HD13	21:4:317:LMU:H121	1.57	0.85
5:A:402:ILE:CD1	20:A:827:CLA:HBB2	2.05	0.85
6:B:594:TRP:O	6:B:595:HIS:CB	2.24	0.85
20:B:825:CLA:O1D	20:B:826:CLA:HMA1	1.76	0.85
9:E:35:LYS:NZ	9:E:89:GLU:OE2	2.08	0.85
10:F:23:LYS:CB	10:F:24:LYS:HZ1	1.89	0.85
12:H:21:TRP:H	12:H:22:ASP:CA	1.88	0.85
17:N:5:GLU:OE1	17:N:6:TYR:CD2	2.30	0.85
4:4:106:TRP:CD1	20:4:302:CLA:O1D	2.30	0.85
4:4:154:ILE:HG13	4:4:155:ALA:N	1.92	0.85
5:A:349:ILE:O	5:A:349:ILE:HG22	1.74	0.85
6:B:571:SER:OG	6:B:574:ASP:OD1	1.95	0.85
6:B:661:PHE:HB2	20:B:851:CLA:CMC	2.05	0.85
20:B:829:CLA:H12	20:B:829:CLA:HMA2	1.55	0.85
9:E:39:LEU:N	9:E:40:ARG:NH1	2.24	0.85
21:E:101:LMU:H6E	21:E:101:LMU:O3'	1.76	0.85
1:1:184:PRO:O	1:1:185:TRP:CE3	2.29	0.85
2:2:41:LEU:O	2:2:42:ARG:HB2	1.76	0.85
3:3:80:LYS:HD3	3:3:105:ASN:HB2	1.59	0.85
3:3:181:LEU:CD1	3:3:182:LYS:HE2	2.06	0.85
20:A:833:CLA:HBC1	22:A:846:BCR:HC31	1.58	0.85
21:A:855:LMU:H1'	21:A:855:LMU:O6'	1.75	0.85
9:E:58:ASP:OD2	9:E:60:LYS:HG2	1.75	0.85
16:L:56:VAL:HA	20:L:208:CLA:HED2	1.56	0.85
21:R:102:LMU:H5B	21:R:102:LMU:O6'	1.76	0.85
5:A:53:TRP:HA	5:A:56:ASN:HB2	1.59	0.85
20:A:819:CLA:H92	22:A:845:BCR:H371	1.51	0.85
6:B:353:TYR:CG	6:B:594:TRP:CZ3	2.64	0.85
6:B:388:ALA:C	6:B:391:PRO:HD2	1.95	0.85

Continued on next page...

Continued from previous page...

Atom-1	Atom-2	Interatomic distance (Å)	Clash overlap (Å)
10:F:20:GLN:CD	10:F:21:ALA:N	2.29	0.85
16:L:56:VAL:HA	20:L:208:CLA:CED	2.06	0.85
17:N:42:PHE:H	17:N:43:PRO:CD	1.88	0.85
4:4:69:ILE:HD12	4:4:175:LYS:CG	1.74	0.85
5:A:567:ARG:HH12	8:D:35:GLY:HA2	1.37	0.85
24:A:857:SF4:S2	24:A:857:SF4:FE3	1.67	0.85
6:B:432:HIS:HE1	20:B:830:CLA:NB	1.73	0.85
10:F:130:LEU:HG	10:F:131:PHE:N	1.92	0.85
20:L:209:CLA:HBC3	20:L:209:CLA:CHD	2.05	0.85
1:1:24:PHE:HB3	6:B:314:ARG:HH21	1.41	0.85
2:2:116:PRO:HB2	2:2:136:GLY:HA2	1.59	0.85
4:4:90:LEU:N	4:4:91:PHE:HB3	1.91	0.85
4:4:93:ILE:HG22	4:4:94:GLU:N	1.91	0.85
5:A:308:ILE:HD11	20:A:816:CLA:H91	0.85	0.85
5:A:581:CYS:HB2	5:A:590:CYS:CA	2.05	0.85
20:A:838:CLA:C14	22:A:847:BCR:HC21	2.01	0.85
20:B:821:CLA:CBC	20:B:821:CLA:CMC	2.31	0.85
10:F:96:TRP:HZ3	10:F:134:PHE:HB2	1.42	0.85
15:K:51:ASP:OD1	15:K:55:PHE:CG	2.30	0.85
17:N:5:GLU:OE2	17:N:5:GLU:HA	1.74	0.85
20:1:215:CLA:CHD	20:1:215:CLA:HBC2	2.02	0.84
4:4:194:VAL:N	4:4:195:GLN:C	2.30	0.84
5:A:58:HIS:HE1	20:A:803:CLA:ND	1.75	0.84
5:A:207:LEU:HD21	5:A:314:GLY:HA2	1.59	0.84
5:A:368:LEU:CD1	20:A:825:CLA:H61	2.06	0.84
20:A:830:CLA:O1A	20:A:841:CLA:H11	1.76	0.84
21:K:105:LMU:C6	21:K:105:LMU:C2	2.29	0.84
4:4:75:TRP:CD1	20:4:311:CLA:CMD	2.60	0.84
9:E:60:LYS:HG3	9:E:61:THR:H	1.40	0.84
21:K:109:LMU:H81	21:K:109:LMU:H42	0.85	0.84
16:L:63:LEU:HD22	16:L:64:LEU:H	1.40	0.84
22:L:210:BCR:H271	22:L:210:BCR:H403	1.59	0.84
3:3:158:TYR:HB3	3:3:159:PRO:CD	2.06	0.84
4:4:91:PHE:C	4:4:91:PHE:HD2	1.79	0.84
5:A:208:ALA:HB2	5:A:314:GLY:HA3	1.57	0.84
6:B:464:GLN:CD	6:B:469:LYS:HD3	1.96	0.84
20:B:821:CLA:HMD2	20:B:822:CLA:CBB	2.06	0.84
16:L:124:LYS:HB2	16:L:124:LYS:NZ	1.91	0.84
16:L:163:LEU:HD23	16:L:164:PRO:HA	1.57	0.84
20:A:841:CLA:C20	16:L:64:LEU:HD21	2.07	0.84
10:F:24:LYS:C	10:F:26:GLN:N	2.30	0.84

Continued on next page...

Continued from previous page...

Atom-1	Atom-2	Interatomic distance (Å)	Clash overlap (Å)
16:L:48:ASN:HB3	16:L:49:PRO:HD2	1.56	0.84
21:1:213:LMU:H6D	21:1:213:LMU:H2'	1.58	0.84
5:A:110:LEU:HD11	5:A:239:PRO:HG2	1.57	0.84
20:A:807:CLA:C1	20:A:807:CLA:HAA2	2.04	0.84
6:B:427:LEU:HD23	6:B:431:PHE:HZ	1.41	0.84
7:C:62:PHE:CZ	9:E:42:GLU:OE1	2.31	0.84
20:1:210:CLA:HAA2	20:1:210:CLA:CGD	2.06	0.84
2:2:162:LYS:HD3	2:2:162:LYS:C	1.98	0.84
20:3:313:CLA:CAA	20:3:313:CLA:HED2	1.96	0.84
5:A:133:ASN:ND2	5:A:142:GLY:HA2	1.92	0.84
5:A:207:LEU:HD12	5:A:310:PHE:HD1	1.42	0.84
6:B:202:SER:HB3	6:B:270:LEU:HD11	1.60	0.84
21:B:801:LMU:C6	21:B:801:LMU:C10	2.49	0.84
11:G:16:LEU:HD23	11:G:68:ILE:CG2	2.07	0.84
20:J:101:CLA:H12	20:J:101:CLA:O1D	1.77	0.84
4:4:39:TRP:O	4:4:40:PHE:CD1	2.30	0.84
4:4:57:GLY:O	4:4:60:LEU:HD23	1.78	0.84
4:4:124:TYR:HB2	4:4:143:PHE:HD1	1.43	0.84
5:A:108:ALA:HB1	5:A:138:GLY:HA3	1.58	0.84
5:A:393:LEU:HG	5:A:394:SER:N	1.91	0.84
20:A:833:CLA:HMA2	20:A:839:CLA:CBB	2.07	0.84
12:H:25:GLY:HA3	12:H:27:ASP:HB2	1.57	0.84
20:J:101:CLA:CGA	20:J:101:CLA:CGD	2.54	0.84
20:J:101:CLA:OBD	20:J:101:CLA:HED2	1.78	0.84
20:2:307:CLA:CAD	20:2:307:CLA:HED2	2.07	0.84
4:4:75:TRP:HE3	4:4:75:TRP:H	1.26	0.84
11:G:44:PHE:O	11:G:44:PHE:CD2	2.30	0.84
12:H:20:GLN:CA	12:H:22:ASP:HB3	2.07	0.84
12:H:28:ALA:N	12:H:29:PRO:HD3	1.89	0.84
1:1:27:LEU:HD22	6:B:314:ARG:HG3	1.59	0.84
20:1:215:CLA:H51	20:1:215:CLA:O2A	1.76	0.84
2:2:41:LEU:HD23	2:2:41:LEU:O	1.78	0.84
4:4:147:LEU:CD1	4:4:148:GLU:HB2	2.08	0.84
4:4:158:ARG:HA	4:4:161:LEU:CD1	2.07	0.84
20:A:801:CLA:O1D	20:A:801:CLA:HBA2	1.77	0.84
24:A:857:SF4:S4	24:A:857:SF4:FE2	1.69	0.84
6:B:167:TRP:HB2	11:G:41:MET:CE	2.08	0.84
6:B:391:PRO:HB3	6:B:538:ALA:HA	1.59	0.84
11:G:26:PHE:HB2	11:G:27:GLN:HE21	1.41	0.84
16:L:14:LEU:HA	16:L:24:GLU:HG3	1.59	0.84
20:1:202:CLA:CED	20:1:202:CLA:CAA	2.54	0.84

Continued on next page...

Continued from previous page...

Atom-1	Atom-2	Interatomic distance (Å)	Clash overlap (Å)
20:2:322:CLA:C7	20:2:322:CLA:C4	2.30	0.84
4:4:121:PHE:CZ	4:4:122:LYS:O	2.29	0.84
5:A:286:GLY:C	5:A:287:LEU:HD22	1.98	0.84
5:A:373:ALA:HB1	5:A:396:PHE:HD1	1.43	0.84
5:A:470:LEU:HD11	6:B:95:HIS:HB3	1.60	0.84
15:K:10:ILE:HA	15:K:13:THR:HG21	1.59	0.84
21:1:217:LMU:H3'	21:1:217:LMU:C1	2.07	0.83
5:A:397:THR:HB	5:A:613:ILE:CG1	2.08	0.83
20:A:816:CLA:HMC1	20:A:816:CLA:CBC	2.08	0.83
20:A:851:CLA:HED2	20:A:851:CLA:CAD	2.07	0.83
6:B:310:PRO:HG3	20:B:821:CLA:CMA	2.04	0.83
21:B:801:LMU:H101	21:B:801:LMU:H61	1.58	0.83
21:E:101:LMU:C5	21:E:101:LMU:H11	2.05	0.83
20:1:215:CLA:HED1	20:1:215:CLA:HMA3	1.59	0.83
4:4:124:TYR:CB	4:4:143:PHE:CD1	2.62	0.83
5:A:393:LEU:CD1	5:A:750:PHE:CE1	2.60	0.83
6:B:370:ALA:O	20:B:825:CLA:HMA1	1.77	0.83
6:B:732:LYS:HG3	6:B:733:PHE:C	1.97	0.83
20:B:807:CLA:H141	20:B:825:CLA:H91	1.60	0.83
20:B:821:CLA:C1A	20:B:821:CLA:C4	2.40	0.83
17:N:59:PRO:HB3	17:N:75:TYR:HE1	1.42	0.83
17:N:67:LEU:O	17:N:68:GLU:HG3	1.77	0.83
4:4:106:TRP:HE3	20:4:314:CLA:HMA1	1.43	0.83
4:4:147:LEU:HD21	4:4:148:GLU:HG3	0.85	0.83
6:B:310:PRO:CG	20:B:821:CLA:HMA1	2.04	0.83
22:B:846:BCR:H19C	20:B:850:CLA:C11	2.08	0.83
3:3:87:GLU:HB2	22:3:314:BCR:H382	1.57	0.83
4:4:105:ARG:HG3	4:4:105:ARG:O	1.75	0.83
4:4:192:THR:HG21	4:4:195:GLN:H	1.40	0.83
5:A:497:ALA:HB2	5:A:515:TRP:HB2	1.59	0.83
6:B:516:ASP:O	6:B:520:HIS:HB2	1.79	0.83
20:B:812:CLA:HMB2	22:B:844:BCR:C8	2.08	0.83
21:K:105:LMU:H32	21:K:105:LMU:C5'	2.08	0.83
18:R:41:UNK:CB	18:R:42:UNK:CB	2.56	0.83
3:3:80:LYS:HD3	3:3:105:ASN:CB	2.07	0.83
5:A:558:LYS:HZ2	6:B:674:LEU:HB3	1.43	0.83
20:A:826:CLA:H71	22:A:847:BCR:H372	1.58	0.83
22:B:844:BCR:C8	22:B:844:BCR:H331	2.06	0.83
7:C:7:ILE:HG22	7:C:65:VAL:CG2	2.08	0.83
10:F:61:LEU:HD23	10:F:69:PRO:CB	2.07	0.83
20:H:102:CLA:C3C	22:I:103:BCR:HC22	2.03	0.83

Continued on next page...

Continued from previous page...

Atom-1	Atom-2	Interatomic distance (Å)	Clash overlap (Å)
21:H:108:LMU:H92	21:H:108:LMU:H52	0.84	0.83
1:1:25:ASP:H	6:B:314:ARG:HH22	0.84	0.83
4:4:119:PRO:CG	20:4:313:CLA:C2D	2.56	0.83
5:A:100:GLY:HA3	5:A:153:TRP:HH2	1.40	0.83
5:A:693:LEU:HD21	5:A:735:VAL:H	1.43	0.83
20:A:814:CLA:C3B	22:A:843:BCR:C19	2.53	0.83
20:L:202:CLA:H52	20:L:203:CLA:H5B	1.60	0.83
4:4:69:ILE:CD1	4:4:175:LYS:HB2	1.83	0.83
5:A:21:LEU:HD12	5:A:21:LEU:C	1.90	0.83
5:A:692:PHE:CE2	20:A:838:CLA:HBC3	2.14	0.83
8:D:124:ASN:CB	8:D:125:PRO:HD3	2.08	0.83
21:E:101:LMU:H51	21:E:101:LMU:H11	1.57	0.83
10:F:62:LEU:HG	10:F:72:ILE:HD13	1.59	0.83
17:N:18:ASP:HB2	17:N:22:LEU:CG	2.09	0.83
3:3:132:TRP:HZ3	3:3:155:GLU:CG	1.60	0.83
12:H:20:GLN:HB3	12:H:22:ASP:HB2	1.60	0.83
17:N:56:LYS:O	17:N:60:PHE:CD1	2.31	0.83
21:R:109:LMU:O5B	21:R:109:LMU:H6D	1.79	0.83
19:S:1:GLC:H2	19:S:2:FRU:H11	1.61	0.83
4:4:73:PRO:O	4:4:74:LYS:HG3	1.79	0.83
4:4:149:ALA:CB	4:4:151:GLU:OE1	2.27	0.83
22:A:847:BCR:C39	22:A:847:BCR:H23C	2.09	0.83
6:B:212:PHE:HE1	20:B:812:CLA:HHD	1.42	0.83
6:B:414:HIS:CD2	20:B:828:CLA:HMA3	2.13	0.83
20:B:836:CLA:H121	22:F:203:BCR:C31	2.09	0.83
11:G:8:ILE:O	11:G:8:ILE:HG13	1.77	0.83
2:2:38:PRO:O	2:2:40:SER:HB2	1.77	0.83
5:A:373:ALA:HB1	5:A:396:PHE:CD1	2.14	0.83
5:A:451:ILE:CD1	20:A:830:CLA:HED1	2.09	0.83
20:A:824:CLA:CHC	22:A:846:BCR:C37	2.56	0.83
6:B:230:TRP:HB3	20:B:814:CLA:HED3	1.59	0.83
20:H:101:CLA:HMA2	20:H:101:CLA:H61	1.58	0.83
20:H:101:CLA:O1D	20:H:101:CLA:H2A	1.79	0.83
15:K:20:PHE:HD2	15:K:20:PHE:C	1.80	0.83
16:L:163:LEU:HD22	16:L:165:TYR:HA	1.61	0.83
17:N:48:GLY:HA3	17:N:49:CYS:CB	2.07	0.83
3:3:89:ALA:HB1	3:3:90:LEU:HG	1.61	0.82
4:4:42:GLN:OE1	4:4:120:ILE:HA	1.79	0.82
4:4:47:ASN:HB3	4:4:161:LEU:HD23	1.59	0.82
6:B:464:GLN:OE1	6:B:469:LYS:HD3	1.78	0.82
6:B:711:VAL:O	6:B:711:VAL:HG12	1.77	0.82

Continued on next page...

Continued from previous page...

Atom-1	Atom-2	Interatomic distance (Å)	Clash overlap (Å)
8:D:94:TYR:O	8:D:95:LYS:HG2	1.77	0.82
12:H:25:GLY:C	12:H:27:ASP:H	1.74	0.82
16:L:88:ALA:C	16:L:90:GLY:N	2.30	0.82
20:L:209:CLA:CBC	20:L:209:CLA:CHD	2.55	0.82
17:N:58:VAL:HB	17:N:59:PRO:HD2	0.83	0.82
5:A:141:ARG:HG3	5:A:141:ARG:HH21	1.42	0.82
22:A:847:BCR:H312	20:A:852:CLA:H143	1.61	0.82
23:B:841:PQN:H161	22:B:846:BCR:H331	1.60	0.82
8:D:78:ALA:HB3	8:D:82:GLN:NE2	1.93	0.82
20:H:102:CLA:C3C	22:I:103:BCR:HC21	2.08	0.82
21:K:104:LMU:H1B	21:K:104:LMU:O6B	1.76	0.82
3:3:157:ALA:C	3:3:158:TYR:HD2	1.83	0.82
4:4:36:ASN:CB	4:4:39:TRP:CD2	2.62	0.82
4:4:75:TRP:CD1	20:4:311:CLA:C2D	2.62	0.82
5:A:746:THR:HA	5:A:749:PHE:HB3	1.61	0.82
6:B:278:LEU:HD12	20:B:814:CLA:CMA	2.09	0.82
7:C:2:SER:O	7:C:69:LEU:HB2	1.79	0.82
7:C:17:CYS:CB	7:C:58:CYS:SG	2.66	0.82
8:D:39:LYS:HD2	8:D:42:VAL:HG13	1.59	0.82
17:N:63:ASP:N	17:N:64:ASP:C	2.33	0.82
2:2:85:GLN:OE1	2:2:85:GLN:HA	1.79	0.82
21:A:854:LMU:H32	21:A:854:LMU:H91	1.60	0.82
6:B:131:THR:HB	6:B:134:ASP:CB	2.06	0.82
6:B:664:LEU:C	6:B:667:TRP:HZ3	1.81	0.82
21:H:108:LMU:H42	21:H:108:LMU:O1'	1.67	0.82
16:L:118:LEU:CD1	16:L:119:THR:H	1.92	0.82
21:R:102:LMU:H6E	21:R:102:LMU:O6B	1.79	0.82
21:2:317:LMU:O5B	21:2:317:LMU:H5'	1.74	0.82
20:4:318:CLA:HBC2	20:4:318:CLA:CHD	2.09	0.82
5:A:349:ILE:O	5:A:349:ILE:CG2	2.27	0.82
20:A:801:CLA:HBC2	20:A:801:CLA:CMC	2.09	0.82
24:A:857:SF4:S4	24:A:857:SF4:FE3	1.69	0.82
6:B:337:ALA:HA	20:B:822:CLA:HAA1	1.61	0.82
6:B:374:HIS:HB2	20:B:825:CLA:C1B	2.09	0.82
20:B:823:CLA:HBB1	20:B:837:CLA:HMB2	1.58	0.82
20:B:823:CLA:HMB3	22:B:845:BCR:C35	2.10	0.82
14:J:9:SER:O	14:J:10:VAL:HB	1.80	0.82
14:J:31:ARG:NH2	20:J:103:CLA:CHC	2.42	0.82
2:2:43:TRP:HZ3	2:2:125:PHE:CG	1.55	0.82
20:3:302:CLA:HBA2	20:3:302:CLA:HMA2	1.61	0.82
5:A:244:LEU:HD22	5:A:247:GLU:OE2	1.80	0.82

Continued on next page...

Continued from previous page...

Atom-1	Atom-2	Interatomic distance (Å)	Clash overlap (Å)
5:A:747:TRP:CD2	22:A:847:BCR:C40	2.62	0.82
24:A:857:SF4:S3	24:A:857:SF4:FE2	1.71	0.82
11:G:16:LEU:HD12	11:G:17:PHE:CE2	2.14	0.82
11:G:47:GLY:H	11:G:48:ASP:HB3	1.43	0.82
17:N:48:GLY:CA	17:N:49:CYS:O	2.28	0.82
17:N:61:LEU:C	17:N:61:LEU:CD1	2.37	0.82
1:1:57:ILE:HD13	1:1:57:ILE:O	1.80	0.82
4:4:36:ASN:HB2	4:4:39:TRP:CH2	2.14	0.82
4:4:36:ASN:OD1	4:4:37:LEU:CA	2.28	0.82
4:4:73:PRO:O	4:4:74:LYS:CG	2.27	0.82
5:A:207:LEU:CB	20:A:819:CLA:HBB2	2.09	0.82
5:A:370:ILE:HD11	20:A:824:CLA:C3D	2.09	0.82
20:A:804:CLA:O2D	20:A:804:CLA:H2A	1.80	0.82
20:B:851:CLA:H3A	20:B:851:CLA:O2A	1.79	0.82
12:H:50:ARG:HH12	12:H:53:LEU:C	1.83	0.82
20:1:204:CLA:HMC1	20:1:204:CLA:HBC3	1.62	0.82
4:4:194:VAL:H	4:4:195:GLN:C	1.83	0.82
5:A:239:PRO:HA	5:A:242:ILE:HD13	1.62	0.82
20:A:824:CLA:CHB	22:A:846:BCR:H363	2.09	0.82
6:B:53:GLN:C	6:B:55:ALA:H	1.83	0.82
9:E:45:TRP:HH2	9:E:78:SER:OG	1.63	0.82
20:H:101:CLA:HED3	20:H:101:CLA:CAD	2.06	0.82
14:J:23:ALA:O	14:J:26:LEU:HB3	1.80	0.82
20:1:201:CLA:HMA2	20:1:201:CLA:CBA	2.08	0.82
4:4:37:LEU:CA	4:4:39:TRP:HB3	2.08	0.82
5:A:401:TRP:CD1	20:A:826:CLA:CHC	2.62	0.82
5:A:545:HIS:O	5:A:549:ILE:HG13	1.80	0.82
20:A:815:CLA:HAA2	20:A:815:CLA:H11	1.61	0.82
20:A:824:CLA:HBA2	20:A:836:CLA:CED	2.10	0.82
11:G:16:LEU:HD23	11:G:68:ILE:HG23	1.61	0.82
17:N:67:LEU:HB2	17:N:68:GLU:CB	2.09	0.82
21:1:218:LMU:O6B	21:1:218:LMU:C1B	2.28	0.82
2:2:54:TRP:CG	20:2:311:CLA:O1D	2.33	0.82
2:2:162:LYS:HD3	2:2:162:LYS:O	1.80	0.82
4:4:169:GLN:CG	20:4:305:CLA:HAC2	2.10	0.82
20:4:305:CLA:CAA	20:F:206:CLA:H42	2.09	0.82
20:A:834:CLA:HBD	20:A:834:CLA:HBA2	1.59	0.82
8:D:44:GLU:HB2	8:D:46:TYR:CE2	2.14	0.82
9:E:60:LYS:HG3	9:E:61:THR:N	1.95	0.82
11:G:60:SER:OG	11:G:63:PRO:HB2	1.80	0.82
21:H:104:LMU:H41	21:H:104:LMU:H81	1.62	0.82

Continued on next page...

Continued from previous page...

Atom-1	Atom-2	Interatomic distance (Å)	Clash overlap (Å)
21:L:205:LMU:C1	21:L:205:LMU:O2'	2.28	0.82
21:R:102:LMU:O6'	21:R:102:LMU:C1B	2.28	0.82
1:1:24:PHE:HD2	6:B:314:ARG:HH21	1.22	0.81
2:2:42:ARG:HB3	2:2:43:TRP:CA	2.04	0.81
2:2:171:MET:SD	2:2:172:LEU:HG	2.19	0.81
20:A:814:CLA:HMC2	22:A:843:BCR:C16	2.10	0.81
9:E:43:SER:HB2	9:E:82:TYR:HE1	1.44	0.81
21:G:101:LMU:C6B	21:G:101:LMU:C4'	2.58	0.81
19:Y:2:FRU:H12	19:Y:2:FRU:O6	1.80	0.81
5:A:370:ILE:CD1	20:A:824:CLA:CAD	2.58	0.81
5:A:567:ARG:NH1	8:D:35:GLY:CA	2.38	0.81
5:A:711:HIS:NE2	20:A:837:CLA:HAC1	1.93	0.81
6:B:294:ASN:HB3	11:G:36:PRO:HD2	1.59	0.81
7:C:74:THR:C	7:C:76:SER:N	2.30	0.81
10:F:20:GLN:NE2	10:F:21:ALA:N	2.28	0.81
11:G:43:HIS:C	11:G:45:GLU:N	2.29	0.81
12:H:53:LEU:HG	12:H:54:LEU:H	1.44	0.81
16:L:122:GLY:C	16:L:124:LYS:N	2.31	0.81
17:N:47:THR:HG21	17:N:54:LYS:HZ2	1.41	0.81
17:N:47:THR:HB	17:N:52:LEU:O	1.78	0.81
1:1:63:LEU:HD12	1:1:63:LEU:H	1.45	0.81
20:2:322:CLA:C15	20:2:322:CLA:C9	2.58	0.81
4:4:95:PHE:CD1	4:4:95:PHE:N	2.43	0.81
4:4:98:SER:CB	4:4:102:GLU:OE1	2.29	0.81
4:4:114:SER:OG	4:4:120:ILE:HD11	1.81	0.81
20:4:318:CLA:HED3	20:4:318:CLA:O2A	1.79	0.81
20:A:851:CLA:C3B	6:B:589:TRP:HH2	1.93	0.81
6:B:304:ILE:HD11	20:B:817:CLA:CED	2.11	0.81
6:B:395:ILE:HD12	6:B:396:ARG:HG2	1.62	0.81
20:B:803:CLA:C19	10:F:104:TYR:HB3	2.10	0.81
20:B:819:CLA:HHD	20:B:819:CLA:CBC	2.00	0.81
10:F:22:LEU:O	10:F:25:LEU:CB	2.28	0.81
10:F:26:GLN:O	10:F:27:ALA:HB3	1.80	0.81
20:K:102:CLA:O1A	20:K:102:CLA:CMA	2.27	0.81
21:L:204:LMU:O3'	21:L:204:LMU:H1B	1.78	0.81
17:N:72:LYS:HZ2	17:N:74:LYS:CG	1.90	0.81
18:R:36:UNK:O	18:R:38:UNK:CB	2.28	0.81
19:P:1:GLC:C3	19:P:2:FRU:O5	2.28	0.81
19:Q:2:FRU:C6	19:Q:2:FRU:O1	2.28	0.81
1:1:179:THR:HG21	4:4:87:SER:CA	2.09	0.81
20:1:215:CLA:HED3	20:1:215:CLA:NA	1.93	0.81

Continued on next page...

Continued from previous page...

Atom-1	Atom-2	Interatomic distance (Å)	Clash overlap (Å)
20:2:312:CLA:HBC3	20:2:312:CLA:HMC1	1.62	0.81
5:A:103:PHE:CZ	20:A:807:CLA:O1D	2.33	0.81
5:A:621:GLN:HG2	5:A:637:ILE:HD12	1.60	0.81
20:A:801:CLA:HMC1	20:A:801:CLA:CBC	2.10	0.81
6:B:255:LEU:HD13	6:B:275:HIS:HB2	1.62	0.81
25:B:848:LMG:O3	7:C:70:TRP:CE2	2.32	0.81
9:E:88:GLU:O	9:E:90:VAL:CB	2.29	0.81
21:K:106:LMU:H32	21:K:106:LMU:O5'	1.80	0.81
21:R:103:LMU:O6'	21:R:103:LMU:C2	2.29	0.81
1:1:184:PRO:C	1:1:185:TRP:CE3	2.53	0.81
20:2:322:CLA:HED2	20:J:101:CLA:CMA	2.10	0.81
22:3:314:BCR:H311	22:3:314:BCR:HC8	1.61	0.81
4:4:98:SER:O	4:4:102:GLU:CG	2.28	0.81
6:B:294:ASN:OD1	11:G:38:GLN:N	2.13	0.81
6:B:546:LEU:HD11	6:B:567:THR:HG22	1.60	0.81
20:B:808:CLA:H41	22:I:101:BCR:H23C	1.62	0.81
2:2:137:TYR:CD1	2:2:138:PRO:HD2	2.15	0.81
4:4:154:ILE:CG1	4:4:155:ALA:H	1.94	0.81
5:A:284:ARG:HA	5:A:284:ARG:CZ	2.09	0.81
5:A:362:LEU:HB3	5:A:410:ALA:HB2	1.62	0.81
5:A:596:ASP:HA	5:A:599:PHE:HB3	1.62	0.81
6:B:334:LEU:HG	6:B:334:LEU:O	1.79	0.81
6:B:373:THR:HA	6:B:376:GLN:HB2	1.62	0.81
20:B:827:CLA:H62	25:B:848:LMG:H182	1.62	0.81
20:B:851:CLA:H3A	20:B:851:CLA:CGA	2.11	0.81
10:F:47:GLU:CG	10:F:51:LYS:HE3	2.08	0.81
11:G:45:GLU:CG	11:G:49:THR:HG21	2.11	0.81
17:N:72:LYS:CD	17:N:72:LYS:N	2.41	0.81
17:N:72:LYS:HZ3	17:N:74:LYS:HG2	1.43	0.81
20:1:215:CLA:H43	20:1:215:CLA:H102	1.62	0.81
4:4:144:ALA:HB3	4:4:148:GLU:O	1.81	0.81
21:A:854:LMU:C3	21:A:854:LMU:O6'	2.29	0.81
6:B:560:ASP:HB2	7:C:66:ARG:HE	1.40	0.81
7:C:74:THR:OG1	7:C:80:ALA:CB	2.29	0.81
11:G:19:GLY:C	11:G:21:PHE:N	2.28	0.81
21:H:106:LMU:O5B	21:H:106:LMU:C1	2.29	0.81
20:K:102:CLA:O1A	20:K:102:CLA:C3A	2.29	0.81
17:N:5:GLU:OE2	17:N:6:TYR:CB	2.28	0.81
17:N:66:ASP:O	17:N:67:LEU:CG	2.28	0.81
21:R:104:LMU:H2'	21:R:104:LMU:H21	0.82	0.81
19:Z:1:GLC:H5	19:Z:1:GLC:HO2	1.44	0.81

Continued on next page...

Continued from previous page...

Atom-1	Atom-2	Interatomic distance (Å)	Clash overlap (Å)
21:1:219:LMU:C6B	21:1:219:LMU:O2'	2.29	0.81
2:2:98:GLU:CG	2:2:99:LEU:HD11	2.10	0.81
4:4:36:ASN:C	4:4:39:TRP:CB	2.46	0.81
4:4:99:HIS:CE1	4:4:103:ILE:HD11	2.16	0.81
20:4:318:CLA:CGA	20:4:318:CLA:O2D	2.29	0.81
6:B:331:HIS:CE1	6:B:392:ILE:HG21	2.16	0.81
11:G:17:PHE:O	11:G:20:ARG:HB2	1.81	0.81
20:H:101:CLA:O1A	20:H:101:CLA:C3A	2.29	0.81
21:K:106:LMU:H82	21:K:106:LMU:H21	1.61	0.81
17:N:50:GLN:CA	17:N:51:ASP:O	2.28	0.81
19:Q:1:GLC:C5	19:Q:2:FRU:O5	2.28	0.81
2:2:181:HIS:CE1	20:2:304:CLA:C4D	2.64	0.81
2:2:196:HIS:NE2	19:O:1:GLC:O3	2.14	0.81
4:4:93:ILE:O	4:4:96:ILE:HD12	1.79	0.81
20:A:818:CLA:H202	20:A:825:CLA:H3A	1.62	0.81
6:B:317:ARG:NE	6:B:317:ARG:HA	1.94	0.81
7:C:26:LEU:H	7:C:43:PRO:HG3	1.46	0.81
12:H:65:LEU:HD23	20:H:109:CLA:H52	1.63	0.81
20:J:103:CLA:HBC3	20:J:103:CLA:CHD	2.11	0.81
15:K:69:ILE:HA	15:K:72:VAL:HG12	1.63	0.81
16:L:165:TYR:CD2	16:L:165:TYR:N	2.29	0.81
20:L:201:CLA:CGA	20:L:201:CLA:O2D	2.29	0.81
17:N:4:GLU:O	17:N:4:GLU:CG	2.28	0.81
21:R:102:LMU:C6'	21:R:102:LMU:O5B	2.29	0.81
2:2:73:ILE:O	2:2:74:LEU:CG	2.29	0.81
2:2:203:THR:O	2:2:204:ILE:CG2	2.28	0.81
20:2:307:CLA:CED	20:2:307:CLA:OBD	2.29	0.81
20:4:304:CLA:O1D	20:4:304:CLA:C2A	2.29	0.81
20:A:826:CLA:C7	22:A:847:BCR:H371	2.10	0.81
6:B:404:ALA:C	6:B:406:ASN:H	1.84	0.81
10:F:26:GLN:OE1	10:F:26:GLN:CA	2.28	0.81
21:G:101:LMU:H6'2	21:G:101:LMU:C4'	2.10	0.81
17:N:34:THR:OG1	17:N:36:GLU:HB3	1.79	0.81
2:2:96:ILE:HG13	2:2:97:VAL:N	1.96	0.80
20:2:322:CLA:OBD	20:2:322:CLA:CED	2.30	0.80
4:4:99:HIS:O	4:4:103:ILE:CD1	2.30	0.80
4:4:145:PRO:O	4:4:147:LEU:CA	2.29	0.80
20:4:302:CLA:HHD	20:4:302:CLA:HBC3	1.61	0.80
5:A:248:PHE:N	5:A:248:PHE:CD2	2.49	0.80
20:A:833:CLA:CMA	20:A:839:CLA:CBB	2.58	0.80
21:A:854:LMU:O6'	21:A:854:LMU:C1	2.29	0.80

Continued on next page...

Continued from previous page...

Atom-1	Atom-2	Interatomic distance (Å)	Clash overlap (Å)
24:A:857:SF4:S1	24:A:857:SF4:FE4	1.72	0.80
6:B:128:GLY:HA2	6:B:130:ARG:HE	1.44	0.80
6:B:131:THR:O	6:B:135:LEU:N	2.14	0.80
20:B:821:CLA:HAA1	20:B:821:CLA:H12	1.61	0.80
21:B:847:LMU:C11	21:B:847:LMU:H72	2.09	0.80
8:D:102:ARG:NH1	8:D:104:PHE:CD1	2.47	0.80
21:E:101:LMU:O3'	21:E:101:LMU:C6'	2.28	0.80
20:H:101:CLA:CMA	20:H:101:CLA:O1A	2.29	0.80
21:H:107:LMU:C5'	21:H:107:LMU:O2B	2.29	0.80
2:2:99:LEU:HB3	20:2:311:CLA:HBB1	1.62	0.80
4:4:37:LEU:O	4:4:39:TRP:CB	2.27	0.80
5:A:393:LEU:O	5:A:397:THR:HG23	1.81	0.80
20:A:841:CLA:HBB2	20:B:838:CLA:HMD1	1.63	0.80
21:A:854:LMU:O6'	21:A:854:LMU:C1'	2.29	0.80
21:B:801:LMU:H1B	21:B:801:LMU:O6'	1.81	0.80
21:B:801:LMU:O6'	21:B:801:LMU:C1B	2.29	0.80
20:B:807:CLA:HMC2	22:B:846:BCR:H281	1.61	0.80
20:B:823:CLA:CED	20:B:824:CLA:OBD	2.29	0.80
20:B:839:CLA:H102	13:I:21:MET:SD	2.21	0.80
16:L:164:PRO:HD2	16:L:165:TYR:CD1	2.15	0.80
17:N:66:ASP:O	17:N:67:LEU:CD1	2.29	0.80
1:1:60:PRO:O	1:1:61:GLU:HB3	1.81	0.80
20:1:202:CLA:CMA	20:1:202:CLA:O2A	2.30	0.80
3:3:86:GLN:HB2	3:3:88:THR:HB	1.60	0.80
4:4:128:ALA:HB1	4:4:141:LEU:HD23	1.62	0.80
20:4:318:CLA:CGA	20:4:318:CLA:HED1	2.07	0.80
5:A:599:PHE:HD1	5:A:600:LEU:HD23	1.44	0.80
6:B:85:ARG:O	6:B:86:PRO:O	1.98	0.80
6:B:398:TYR:HD1	6:B:542:ARG:HH21	1.27	0.80
7:C:63:LEU:CG	7:C:64:SER:H	1.95	0.80
8:D:104:PHE:HB3	8:D:106:SER:H	1.47	0.80
16:L:161:LEU:HD11	16:L:162:ASP:C	2.01	0.80
20:L:201:CLA:CED	20:L:201:CLA:C1	2.54	0.80
21:L:205:LMU:C1'	21:L:205:LMU:O6'	2.29	0.80
17:N:54:LYS:CB	17:N:57:LYS:CE	2.59	0.80
19:S:1:GLC:O2	19:S:2:FRU:C1	2.30	0.80
3:3:83:LEU:CA	20:3:302:CLA:H43	2.11	0.80
5:A:308:ILE:O	5:A:312:ILE:N	2.15	0.80
21:A:853:LMU:O2B	21:A:853:LMU:C3'	2.29	0.80
6:B:661:PHE:HB2	20:B:851:CLA:HMC3	1.63	0.80
21:H:106:LMU:C1B	21:H:106:LMU:O1'	2.30	0.80

Continued on next page...

Continued from previous page...

Atom-1	Atom-2	Interatomic distance (Å)	Clash overlap (Å)
21:H:108:LMU:O3'	21:H:108:LMU:C6B	2.30	0.80
17:N:45:ASN:HD21	17:N:54:LYS:CB	1.93	0.80
19:T:1:GLC:C5	19:T:2:FRU:O1	2.29	0.80
3:3:80:LYS:HB2	20:3:306:CLA:C3D	2.12	0.80
4:4:71:ASN:O	4:4:73:PRO:CD	2.29	0.80
4:4:75:TRP:CZ3	4:4:76:TYR:HB3	2.16	0.80
4:4:128:ALA:CB	4:4:143:PHE:CZ	2.61	0.80
5:A:27:ILE:O	5:A:27:ILE:CD1	2.30	0.80
5:A:588:GLY:H	6:B:668:ARG:NH1	1.79	0.80
6:B:278:LEU:HD12	20:B:814:CLA:HMA2	1.63	0.80
20:B:824:CLA:C8	22:B:845:BCR:H14C	2.11	0.80
20:B:830:CLA:HBB2	22:F:202:BCR:H272	1.64	0.80
7:C:7:ILE:O	7:C:8:TYR:C	2.18	0.80
7:C:73:THR:OG1	7:C:76:SER:CB	2.30	0.80
9:E:51:SER:HB3	9:E:68:ARG:NH1	1.96	0.80
10:F:22:LEU:O	10:F:25:LEU:CD1	2.29	0.80
11:G:46:ALA:CA	11:G:48:ASP:OD2	2.30	0.80
21:H:106:LMU:O5B	21:H:106:LMU:C3	2.29	0.80
16:L:123:ARG:HA	16:L:123:ARG:NE	1.95	0.80
17:N:51:ASP:O	17:N:52:LEU:CD2	2.29	0.80
17:N:61:LEU:CD1	17:N:63:ASP:O	2.29	0.80
18:R:33:UNK:O	18:R:36:UNK:CB	2.29	0.80
21:R:102:LMU:O6'	21:R:102:LMU:C2B	2.29	0.80
20:R:108:CLA:O1D	20:R:108:CLA:CBA	2.29	0.80
1:1:185:TRP:HB3	1:1:186:HIS:CD2	2.16	0.80
20:1:215:CLA:C2A	20:1:215:CLA:O2D	2.29	0.80
20:1:215:CLA:O2A	20:1:215:CLA:C5	2.30	0.80
4:4:89:THR:O	4:4:92:VAL:CB	2.29	0.80
20:4:307:CLA:O1D	20:4:307:CLA:CAA	2.29	0.80
5:A:23:ASP:OD2	5:A:24:ARG:HD3	1.80	0.80
5:A:423:ASP:CB	5:A:424:PRO:HD3	2.09	0.80
5:A:747:TRP:CE3	22:A:847:BCR:C40	2.65	0.80
6:B:382:ILE:HG22	6:B:383:MET:N	1.96	0.80
6:B:586:THR:C	6:B:588:GLY:H	1.85	0.80
6:B:693:TRP:CD1	20:B:838:CLA:C2D	2.65	0.80
9:E:85:ASP:O	9:E:86:GLU:CB	2.30	0.80
11:G:67:ASN:HA	11:G:70:ASP:OD2	1.81	0.80
11:G:73:ALA:O	11:G:75:GLY:N	2.14	0.80
18:R:26:UNK:O	18:R:28:UNK:CB	2.30	0.80
20:1:206:CLA:HAA1	21:4:301:LMU:O3'	1.82	0.80
4:4:69:ILE:HD13	4:4:175:LYS:HB3	1.62	0.80

Continued on next page...

Continued from previous page...

Atom-1	Atom-2	Interatomic distance (Å)	Clash overlap (Å)
20:A:839:CLA:O2D	20:A:839:CLA:CAA	2.30	0.80
6:B:172:GLU:O	6:B:176:ASN:CB	2.30	0.80
10:F:24:LYS:O	10:F:27:ALA:CB	2.30	0.80
12:H:25:GLY:CA	12:H:27:ASP:OD2	2.30	0.80
21:H:104:LMU:O3'	21:H:104:LMU:H2B	1.80	0.80
15:K:62:ALA:O	15:K:65:ALA:N	2.14	0.80
20:L:201:CLA:O2D	20:L:201:CLA:CBA	2.29	0.80
20:L:208:CLA:HMC1	20:L:208:CLA:HBC3	1.62	0.80
17:N:65:LEU:O	17:N:65:LEU:CD2	2.30	0.80
18:R:38:UNK:O	18:R:42:UNK:CA	2.29	0.80
1:1:63:LEU:O	1:1:63:LEU:CD2	2.29	0.80
3:3:107:TRP:CG	3:3:108:ALA:N	2.38	0.80
4:4:81:GLU:O	4:4:82:GLU:CG	2.30	0.80
4:4:147:LEU:HD11	4:4:148:GLU:HB2	1.62	0.80
5:A:210:LEU:HD12	20:A:813:CLA:HMB2	1.64	0.80
20:A:824:CLA:O1A	20:A:825:CLA:HED3	1.82	0.80
6:B:557:PHE:N	6:B:558:PRO:CD	2.44	0.80
8:D:46:TYR:HE1	8:D:80:LYS:HE2	1.45	0.80
9:E:88:GLU:O	9:E:90:VAL:CA	2.29	0.80
10:F:12:LYS:HG2	10:F:13:GLN:N	1.97	0.80
21:G:101:LMU:C3'	21:G:101:LMU:O6B	2.30	0.80
21:H:108:LMU:C9	21:H:108:LMU:C4	2.60	0.80
21:K:105:LMU:C3	21:K:105:LMU:O6'	2.29	0.80
18:R:35:UNK:O	18:R:38:UNK:CB	2.29	0.80
21:R:103:LMU:C1'	21:R:103:LMU:O6'	2.30	0.80
21:R:103:LMU:C3	21:R:103:LMU:O6'	2.30	0.80
19:Z:1:GLC:O2	19:Z:2:FRU:C5	2.29	0.80
4:4:151:GLU:O	4:4:154:ILE:N	2.03	0.80
5:A:684:PHE:C	5:A:684:PHE:CD2	2.55	0.80
5:A:715:LYS:HD2	10:F:153:ASN:OD1	1.82	0.80
20:A:841:CLA:C9	22:L:210:BCR:H321	2.12	0.80
21:A:854:LMU:C7	21:A:854:LMU:H112	2.12	0.80
6:B:454:LEU:HD11	10:F:69:PRO:O	1.80	0.80
21:B:802:LMU:O3'	21:B:802:LMU:C1B	2.29	0.80
8:D:93:LYS:NZ	8:D:93:LYS:HB3	1.96	0.80
9:E:90:VAL:O	9:E:90:VAL:CG1	2.29	0.80
11:G:7:VAL:HG22	11:G:8:ILE:H	1.46	0.80
20:H:101:CLA:O1D	20:H:101:CLA:C2A	2.30	0.80
21:H:106:LMU:O2'	21:H:106:LMU:C1	2.29	0.80
13:I:8:PHE:CB	20:I:102:CLA:OBD	2.29	0.80
20:K:102:CLA:O1A	20:K:102:CLA:C2A	2.30	0.80

Continued on next page...

Continued from previous page...

Atom-1	Atom-2	Interatomic distance (Å)	Clash overlap (Å)
16:L:8:TYR:HE1	16:L:11:ILE:HG23	1.47	0.80
17:N:48:GLY:C	17:N:49:CYS:SG	2.58	0.80
17:N:62:SER:CB	17:N:66:ASP:OD1	2.29	0.80
17:N:72:LYS:HG2	17:N:74:LYS:CG	2.04	0.80
20:R:108:CLA:O1D	20:R:108:CLA:CGA	2.29	0.80
19:O:1:GLC:O2	19:O:2:FRU:C5	2.29	0.80
19:Y:2:FRU:O6	19:Y:2:FRU:C1	2.30	0.80
2:2:203:THR:O	2:2:204:ILE:CG1	2.29	0.80
5:A:24:ARG:O	5:A:26:PRO:CG	2.30	0.80
5:A:107:GLU:OE1	5:A:161:GLU:HG3	1.82	0.80
20:A:824:CLA:CMA	20:A:825:CLA:O1A	2.30	0.80
6:B:323:TYR:CE1	20:B:822:CLA:HBC1	2.17	0.80
21:B:847:LMU:C3'	21:B:847:LMU:O6B	2.29	0.80
11:G:42:SER:OG	11:G:45:GLU:CB	2.29	0.80
11:G:43:HIS:O	11:G:45:GLU:CB	2.29	0.80
21:H:106:LMU:C3	21:H:106:LMU:H1B	2.09	0.80
17:N:63:ASP:N	17:N:65:LEU:N	2.30	0.80
21:N:101:LMU:C4	21:N:101:LMU:O6'	2.30	0.80
18:R:34:UNK:O	18:R:38:UNK:CB	2.29	0.80
21:R:103:LMU:H1'	21:R:103:LMU:O6'	1.82	0.80
19:P:1:GLC:O6	19:P:1:GLC:C1	2.29	0.80
1:1:185:TRP:O	1:1:186:HIS:CB	2.30	0.79
20:3:313:CLA:CAA	20:3:313:CLA:O2D	2.30	0.79
20:4:318:CLA:CED	20:4:318:CLA:O2A	2.30	0.79
5:A:711:HIS:HB3	5:A:717:ALA:HB2	1.63	0.79
5:A:726:SER:O	5:A:728:VAL:N	2.15	0.79
6:B:415:LYS:HE3	6:B:539:LEU:O	1.81	0.79
20:B:821:CLA:O2D	20:B:821:CLA:C2A	2.30	0.79
7:C:1:MET:H2	7:C:3:HIS:CA	1.94	0.79
9:E:44:TYR:CE1	9:E:73:ASN:HA	2.17	0.79
20:H:101:CLA:O1D	20:H:101:CLA:CAA	2.30	0.79
22:I:101:BCR:H392	20:I:102:CLA:H142	1.63	0.79
21:K:106:LMU:C2	21:K:106:LMU:O2'	2.30	0.79
16:L:124:LYS:C	16:L:126:GLN:H	1.85	0.79
16:L:148:VAL:O	16:L:149:SER:HB3	1.80	0.79
2:2:40:SER:O	2:2:41:LEU:CD2	2.30	0.79
2:2:45:VAL:O	2:2:45:VAL:CG1	2.29	0.79
4:4:73:PRO:O	4:4:74:LYS:CB	2.29	0.79
5:A:207:LEU:O	5:A:310:PHE:HB3	1.80	0.79
5:A:452:PHE:CE1	20:A:835:CLA:CBB	2.63	0.79
5:A:496:HIS:HB3	5:A:515:TRP:CE3	2.17	0.79

Continued on next page...

Continued from previous page...

Atom-1	Atom-2	Interatomic distance (Å)	Clash overlap (Å)
5:A:747:TRP:CE3	22:A:847:BCR:H401	2.16	0.79
20:A:815:CLA:O2D	20:A:815:CLA:C2A	2.30	0.79
20:A:819:CLA:C2C	20:A:825:CLA:C17	2.60	0.79
6:B:120:VAL:HA	6:B:123:TRP:HD1	1.45	0.79
20:B:827:CLA:H72	25:B:848:LMG:H311	1.64	0.79
10:F:30:LYS:O	10:F:31:LEU:HB2	1.80	0.79
11:G:30:ASN:O	11:G:33:LYS:NZ	2.15	0.79
15:K:8:ASN:O	15:K:12:VAL:HG23	1.81	0.79
17:N:1:GLY:O	17:N:2:VAL:CG1	2.29	0.79
19:P:1:GLC:O2	19:P:2:FRU:C2	2.30	0.79
1:1:63:LEU:O	1:1:63:LEU:CD1	2.29	0.79
2:2:73:ILE:O	2:2:74:LEU:CD2	2.29	0.79
2:2:120:ASN:CB	2:2:121:THR:HB	2.12	0.79
3:3:194:ILE:CD1	20:3:304:CLA:CMC	2.50	0.79
4:4:103:ILE:O	4:4:106:TRP:HB3	1.82	0.79
4:4:104:ARG:NE	4:4:105:ARG:N	2.29	0.79
5:A:62:HIS:HB2	20:A:828:CLA:HBA1	1.63	0.79
5:A:78:VAL:O	5:A:82:HIS:HB2	1.82	0.79
5:A:545:HIS:CG	20:A:834:CLA:HBB2	2.16	0.79
20:A:814:CLA:HMC2	22:A:843:BCR:C17	2.13	0.79
20:A:819:CLA:HAA2	20:A:823:CLA:HBB2	1.65	0.79
20:A:824:CLA:O2A	20:A:836:CLA:O2D	2.00	0.79
21:A:855:LMU:O6'	21:A:855:LMU:C1'	2.28	0.79
6:B:120:VAL:CA	6:B:123:TRP:CD1	2.63	0.79
6:B:414:HIS:HD2	20:B:828:CLA:HMA3	1.44	0.79
6:B:672:GLN:HA	6:B:672:GLN:NE2	1.94	0.79
9:E:52:VAL:HG12	9:E:53:VAL:N	1.97	0.79
10:F:103:SER:C	10:F:105:LEU:H	1.86	0.79
21:G:101:LMU:O6B	21:G:101:LMU:C4'	2.29	0.79
12:H:21:TRP:N	12:H:22:ASP:HB3	1.96	0.79
20:H:101:CLA:CBC	20:H:101:CLA:CMC	2.39	0.79
21:H:107:LMU:O2B	21:H:107:LMU:C6'	2.30	0.79
15:K:10:ILE:HA	15:K:13:THR:HG23	1.57	0.79
21:K:104:LMU:O6'	21:K:104:LMU:C1B	2.30	0.79
21:K:105:LMU:O2B	21:K:105:LMU:C5'	2.30	0.79
20:L:201:CLA:CED	20:L:201:CLA:O1A	2.30	0.79
17:N:29:PHE:CD1	17:N:32:ALA:HB3	2.18	0.79
21:R:102:LMU:C5B	21:R:102:LMU:O6'	2.30	0.79
1:1:184:PRO:O	1:1:185:TRP:HE3	1.63	0.79
2:2:70:LYS:HG3	2:2:73:ILE:CG1	2.12	0.79
5:A:157:GLY:HA2	5:A:229:ILE:HG21	1.65	0.79

Continued on next page...

Continued from previous page...

Atom-1	Atom-2	Interatomic distance (Å)	Clash overlap (Å)
20:A:826:CLA:H71	22:A:847:BCR:C37	2.10	0.79
20:B:812:CLA:HMA1	22:B:844:BCR:H313	1.63	0.79
21:F:201:LMU:C6'	21:F:201:LMU:O5B	2.30	0.79
11:G:45:GLU:CB	11:G:49:THR:CG2	2.59	0.79
11:G:88:THR:OG1	11:G:92:GLY:HA3	1.82	0.79
20:G:102:CLA:O1D	20:G:102:CLA:C2A	2.30	0.79
21:H:104:LMU:H12	21:H:104:LMU:H51	1.64	0.79
21:K:105:LMU:O6'	21:K:105:LMU:C4	2.29	0.79
21:R:102:LMU:O6'	21:R:102:LMU:C3B	2.30	0.79
1:1:185:TRP:O	1:1:186:HIS:HB2	1.81	0.79
2:2:42:ARG:HG3	2:2:45:VAL:CG2	2.05	0.79
2:2:110:TRP:HD1	2:2:113:ILE:CG2	1.92	0.79
4:4:33:ASP:CB	4:4:34:PRO:HD3	2.12	0.79
4:4:92:VAL:HG12	4:4:93:ILE:N	1.98	0.79
6:B:374:HIS:HB2	20:B:825:CLA:NB	1.97	0.79
20:B:839:CLA:C19	13:I:21:MET:HB3	2.11	0.79
7:C:1:MET:N	7:C:4:SER:N	2.30	0.79
10:F:102:ARG:HG2	10:F:106:ILE:CD1	2.05	0.79
22:F:203:BCR:H321	22:F:203:BCR:HC8	0.83	0.79
12:H:25:GLY:CA	12:H:27:ASP:N	2.27	0.79
20:J:103:CLA:O1A	20:J:103:CLA:C14	2.30	0.79
21:K:104:LMU:O2'	21:K:104:LMU:C5'	2.29	0.79
16:L:152:THR:O	16:L:156:PHE:N	2.11	0.79
21:R:102:LMU:O6'	21:R:102:LMU:H3B	1.82	0.79
19:U:1:GLC:O6	19:U:1:GLC:C1	2.29	0.79
21:1:213:LMU:O3'	21:1:213:LMU:C6'	2.30	0.79
21:1:217:LMU:O2'	21:1:217:LMU:C1	2.30	0.79
3:3:158:TYR:O	3:3:160:GLY:N	2.16	0.79
4:4:34:PRO:CG	4:4:35:GLU:OE1	2.29	0.79
5:A:23:ASP:OD2	5:A:24:ARG:CG	2.30	0.79
5:A:581:CYS:SG	24:A:857:SF4:S2	2.79	0.79
21:A:854:LMU:O6'	21:A:854:LMU:C5	2.29	0.79
12:H:23:VAL:O	12:H:23:VAL:CG1	2.30	0.79
22:I:103:BCR:HC8	22:I:103:BCR:H313	0.83	0.79
20:K:108:CLA:HBC2	20:K:108:CLA:HMC1	1.65	0.79
21:1:218:LMU:H1B	21:1:218:LMU:H6B	1.48	0.79
4:4:193:ILE:CG2	4:4:195:GLN:O	2.29	0.79
5:A:331:LEU:CD2	5:A:331:LEU:C	2.51	0.79
20:B:824:CLA:H122	22:B:845:BCR:C14	2.12	0.79
17:N:45:ASN:CB	17:N:57:LYS:NZ	2.46	0.79
17:N:60:PHE:CA	17:N:61:LEU:O	2.30	0.79

Continued on next page...

Continued from previous page...

Atom-1	Atom-2	Interatomic distance (Å)	Clash overlap (Å)
17:N:61:LEU:HD13	17:N:63:ASP:HB2	1.64	0.79
17:N:62:SER:O	17:N:63:ASP:CB	2.30	0.79
19:U:1:GLC:C3	19:U:2:FRU:O5	2.30	0.79
21:1:219:LMU:C3'	21:1:219:LMU:O5B	2.28	0.79
4:4:168:ILE:O	4:4:168:ILE:HG13	1.83	0.79
20:4:304:CLA:CAA	20:4:304:CLA:O2D	2.30	0.79
20:A:807:CLA:C4B	22:J:102:BCR:C33	2.60	0.79
20:A:819:CLA:C1C	20:A:825:CLA:H171	2.13	0.79
20:A:831:CLA:H41	16:L:64:LEU:HD23	1.64	0.79
20:B:805:CLA:H43	22:B:843:BCR:H313	1.63	0.79
20:B:821:CLA:HAA2	20:B:821:CLA:HBD	1.65	0.79
20:F:206:CLA:OBD	20:F:206:CLA:CED	2.31	0.79
20:H:101:CLA:OBD	20:H:101:CLA:CED	2.30	0.79
20:H:102:CLA:HAC1	22:I:103:BCR:HC32	1.64	0.79
20:L:201:CLA:CAA	20:L:201:CLA:O2D	2.30	0.79
17:N:79:SER:CA	17:N:80:ASN:O	2.27	0.79
19:P:1:GLC:O2	19:P:2:FRU:C1	2.30	0.79
20:1:215:CLA:H112	20:1:215:CLA:C3	2.12	0.79
3:3:92:TRP:HA	3:3:93:PHE:CG	2.18	0.79
4:4:90:LEU:HD22	4:4:90:LEU:N	1.98	0.79
4:4:104:ARG:NH1	4:4:105:ARG:HB2	1.90	0.79
5:A:381:PRO:CB	20:A:818:CLA:HAA2	2.13	0.79
21:A:854:LMU:O6'	21:A:854:LMU:C4	2.30	0.79
21:A:855:LMU:C6B	21:A:855:LMU:O3B	2.30	0.79
24:A:857:SF4:S2	24:A:857:SF4:FE1	1.71	0.79
21:H:105:LMU:H52	21:H:105:LMU:H92	1.64	0.79
20:L:201:CLA:C2	20:L:201:CLA:O1A	2.30	0.79
19:W:1:GLC:O2	19:W:1:GLC:C5	2.27	0.79
20:2:322:CLA:H102	20:2:322:CLA:H151	1.64	0.79
5:A:40:PHE:HE1	5:A:53:TRP:HD1	1.28	0.79
5:A:491:TRP:CD1	5:A:492:ILE:HG23	2.18	0.79
20:A:824:CLA:CBC	20:A:824:CLA:CHD	2.52	0.79
20:A:832:CLA:OBD	20:A:833:CLA:HAC1	1.83	0.79
25:B:848:LMG:HC61	7:C:70:TRP:CH2	2.17	0.79
20:F:205:CLA:HBC2	20:F:205:CLA:HHD	1.64	0.79
21:H:104:LMU:H3O1	19:Y:2:FRU:H5	1.48	0.79
17:N:62:SER:O	17:N:63:ASP:HB2	1.79	0.79
18:R:3:UNK:O	18:R:4:UNK:CB	2.31	0.79
21:R:103:LMU:H41	21:R:103:LMU:H6D	1.65	0.79
1:1:59:VAL:CG1	1:1:60:PRO:O	2.30	0.78
1:1:161:PHE:H	20:1:203:CLA:CBB	1.95	0.78

Continued on next page...

Continued from previous page...

Atom-1	Atom-2	Interatomic distance (Å)	Clash overlap (Å)
4:4:44:GLU:O	4:4:47:ASN:N	2.15	0.78
4:4:163:PHE:O	4:4:166:PHE:HB3	1.82	0.78
5:A:27:ILE:O	5:A:28:LYS:CG	2.30	0.78
20:A:839:CLA:O1A	20:A:839:CLA:CED	2.31	0.78
21:A:854:LMU:C2	21:A:854:LMU:O6'	2.30	0.78
6:B:438:VAL:HG22	20:B:831:CLA:HMC3	1.64	0.78
6:B:596:TRP:CD1	6:B:623:TYR:HB2	2.17	0.78
20:B:817:CLA:OBD	20:B:820:CLA:HBC3	1.83	0.78
7:C:39:ILE:CG1	7:C:40:ALA:H	1.92	0.78
10:F:94:ALA:HA	10:F:97:ILE:HG12	1.65	0.78
21:H:106:LMU:O5B	21:H:106:LMU:C2	2.30	0.78
21:K:106:LMU:C5	21:K:106:LMU:H11	2.12	0.78
17:N:45:ASN:HB2	17:N:57:LYS:NZ	1.99	0.78
17:N:70:GLU:HB3	17:N:72:LYS:H	1.46	0.78
21:N:101:LMU:O2B	21:N:101:LMU:H5B	1.82	0.78
19:T:1:GLC:H5	19:T:2:FRU:HO1	1.46	0.78
21:1:219:LMU:H6'2	21:1:219:LMU:C2'	2.12	0.78
20:3:313:CLA:CBA	20:3:313:CLA:O2D	2.31	0.78
5:A:269:PHE:CD1	15:K:14:THR:HG21	2.18	0.78
6:B:317:ARG:HA	6:B:317:ARG:HE	1.47	0.78
6:B:558:PRO:CG	6:B:703:VAL:HB	2.13	0.78
8:D:32:SER:O	16:L:21:GLY:HA2	1.83	0.78
8:D:48:ILE:HG22	8:D:83:CYS:HB2	1.64	0.78
10:F:147:GLY:CA	10:F:150:VAL:HB	2.13	0.78
11:G:28:ARG:HG2	11:G:28:ARG:NH2	1.95	0.78
21:R:103:LMU:O6'	21:R:103:LMU:C4	2.30	0.78
20:R:108:CLA:HBD	20:R:108:CLA:CBA	2.14	0.78
2:2:126:PRO:HG2	2:2:129:LYS:H	1.47	0.78
4:4:71:ASN:C	4:4:73:PRO:CD	2.52	0.78
5:A:29:THR:O	5:A:29:THR:CG2	2.30	0.78
5:A:624:VAL:O	5:A:636:HIS:CD2	2.36	0.78
24:A:857:SF4:S1	24:A:857:SF4:FE3	1.74	0.78
6:B:124:TRP:O	6:B:129:LEU:HB3	1.84	0.78
17:N:5:GLU:OE1	17:N:6:TYR:CE1	2.36	0.78
17:N:54:LYS:HB2	17:N:57:LYS:HZ1	1.47	0.78
19:Y:2:FRU:C6	19:Y:2:FRU:C1	2.49	0.78
2:2:38:PRO:CB	2:2:40:SER:OG	2.29	0.78
2:2:41:LEU:C	2:2:41:LEU:CD2	2.28	0.78
4:4:145:PRO:O	4:4:147:LEU:HA	1.84	0.78
5:A:146:THR:O	20:A:826:CLA:HMA2	1.82	0.78
20:A:804:CLA:HMC3	20:A:806:CLA:O2D	1.83	0.78

Continued on next page...

Continued from previous page...

Atom-1	Atom-2	Interatomic distance (Å)	Clash overlap (Å)
6:B:189:ALA:HB1	20:B:826:CLA:H203	1.64	0.78
6:B:353:TYR:CD2	6:B:594:TRP:CZ3	2.70	0.78
20:B:827:CLA:HMC1	20:B:827:CLA:HBC3	1.65	0.78
10:F:33:ALA:HA	10:F:36:SER:HB2	1.64	0.78
11:G:46:ALA:HA	11:G:48:ASP:CG	2.01	0.78
11:G:93:TYR:HA	11:G:94:ASP:HB2	0.78	0.78
20:G:102:CLA:O2A	20:G:102:CLA:C3A	2.30	0.78
21:H:108:LMU:O3B	21:H:108:LMU:C6B	2.29	0.78
14:J:11:ALA:CB	14:J:12:PRO:HD2	2.14	0.78
17:N:5:GLU:OE2	17:N:5:GLU:CA	2.29	0.78
19:U:2:FRU:C1	19:U:2:FRU:O6	2.30	0.78
19:X:1:GLC:C1	19:X:2:FRU:O4	2.30	0.78
20:1:215:CLA:O2D	20:1:215:CLA:CBA	2.29	0.78
21:3:322:LMU:O2'	21:3:322:LMU:C1	2.29	0.78
4:4:128:ALA:HB1	4:4:141:LEU:CD2	2.13	0.78
21:4:320:LMU:O3'	21:4:320:LMU:C5B	2.29	0.78
5:A:555:ILE:HG21	20:B:851:CLA:HMD1	1.65	0.78
6:B:25:ILE:HG21	22:L:210:BCR:H291	1.53	0.78
22:B:852:BCR:H23C	22:B:852:BCR:H383	1.64	0.78
20:F:206:CLA:HED2	20:F:206:CLA:CAD	2.13	0.78
20:G:102:CLA:CAD	20:G:102:CLA:HED3	2.13	0.78
17:N:46:PHE:O	17:N:47:THR:CG2	2.28	0.78
21:N:101:LMU:C5	21:N:101:LMU:O6'	2.30	0.78
2:2:59:ALA:HB3	2:2:172:LEU:HD13	1.66	0.78
2:2:126:PRO:CD	2:2:129:LYS:HB2	2.14	0.78
4:4:34:PRO:HB3	4:4:35:GLU:CB	2.14	0.78
20:4:307:CLA:CBA	20:4:307:CLA:CMA	2.30	0.78
5:A:197:GLN:HE22	5:A:351:THR:HB	1.49	0.78
5:A:700:TRP:O	5:A:704:ILE:HB	1.83	0.78
6:B:160:LYS:HG3	6:B:161:TRP:H	1.47	0.78
6:B:475:ASP:HA	6:B:480:SER:O	1.84	0.78
6:B:656:VAL:HG22	20:B:839:CLA:HMB3	1.66	0.78
11:G:21:PHE:O	11:G:23:PHE:HB2	1.82	0.78
20:H:101:CLA:O1A	20:H:101:CLA:C2A	2.31	0.78
20:R:107:CLA:C1A	20:R:107:CLA:CED	2.57	0.78
5:A:24:ARG:C	5:A:26:PRO:CG	2.46	0.78
5:A:242:ILE:HG12	5:A:243:PRO:HD3	1.64	0.78
5:A:402:ILE:HG13	20:A:827:CLA:CBB	2.12	0.78
5:A:697:ARG:NH2	6:B:566:GLY:O	2.13	0.78
6:B:280:ILE:HA	6:B:283:LEU:HD12	1.64	0.78
6:B:353:TYR:O	6:B:354:SER:OG	2.01	0.78

Continued on next page...

Continued from previous page...

Atom-1	Atom-2	Interatomic distance (Å)	Clash overlap (Å)
6:B:438:VAL:HG21	20:B:831:CLA:HMC1	1.65	0.78
6:B:697:PRO:O	7:C:79:LEU:HD13	1.82	0.78
21:E:101:LMU:H32	21:E:101:LMU:H72	0.79	0.78
16:L:99:LEU:CD1	22:L:210:BCR:HC7	2.14	0.78
2:2:42:ARG:CB	2:2:45:VAL:CG2	2.61	0.78
4:4:37:LEU:O	4:4:39:TRP:HD1	1.67	0.78
5:A:259:TYR:CB	5:A:260:PRO:HD2	2.13	0.78
20:A:852:CLA:H11	6:B:431:PHE:CE1	2.18	0.78
6:B:409:ALA:O	6:B:411:MET:N	2.16	0.78
20:B:814:CLA:HED2	20:B:814:CLA:CBA	2.13	0.78
9:E:44:TYR:CD1	9:E:73:ASN:HB2	2.18	0.78
22:I:103:BCR:H391	22:L:210:BCR:H401	1.64	0.78
14:J:31:ARG:NH2	20:J:103:CLA:C3B	2.46	0.78
17:N:45:ASN:HD22	17:N:54:LYS:HG2	0.80	0.78
21:R:103:LMU:O3B	21:R:103:LMU:C6B	2.28	0.78
4:4:39:TRP:O	4:4:40:PHE:HD1	1.64	0.78
4:4:123:GLN:O	4:4:143:PHE:CG	2.37	0.78
5:A:308:ILE:HG22	5:A:309:LEU:N	1.99	0.78
5:A:327:ILE:O	5:A:328:LYS:C	2.16	0.78
20:A:804:CLA:C1	20:A:811:CLA:H61	2.10	0.78
6:B:354:SER:O	6:B:355:LEU:HD13	1.84	0.78
7:C:79:LEU:CD2	7:C:81:TYR:O	2.30	0.78
21:E:101:LMU:H11	21:E:101:LMU:H61	1.65	0.78
21:K:105:LMU:O3'	21:K:105:LMU:C1B	2.28	0.78
2:2:42:ARG:HA	2:2:45:VAL:CB	2.14	0.78
2:2:55:ALA:HB3	2:2:56:MET:HE1	1.63	0.78
3:3:112:THR:O	3:3:114:PHE:N	2.17	0.78
5:A:80:SER:O	5:A:83:PHE:HB2	1.83	0.78
20:A:826:CLA:C17	22:J:102:BCR:H15C	2.12	0.78
22:A:847:BCR:H393	22:A:847:BCR:C23	2.12	0.78
6:B:188:LEU:O	6:B:191:ALA:N	2.17	0.78
6:B:654:HIS:CE1	20:B:849:CLA:NB	2.52	0.78
6:B:732:LYS:HB3	6:B:733:PHE:HA	0.79	0.78
7:C:14:CYS:C	7:C:17:CYS:SG	2.61	0.78
21:R:106:LMU:O2'	21:R:106:LMU:H21	1.84	0.78
1:1:185:TRP:HA	1:1:185:TRP:HE3	1.48	0.77
5:A:690:LEU:HD23	5:A:693:LEU:HD12	1.67	0.77
6:B:438:VAL:CG2	20:B:831:CLA:CMC	2.61	0.77
20:B:829:CLA:CBC	20:B:829:CLA:CHD	2.63	0.77
11:G:42:SER:CB	11:G:45:GLU:OE2	2.30	0.77
1:1:89:VAL:HG12	11:G:77:ILE:HG21	1.65	0.77

Continued on next page...

Continued from previous page...

Atom-1	Atom-2	Interatomic distance (Å)	Clash overlap (Å)
5:A:392:GLN:HA	5:A:395:LEU:HD23	1.66	0.77
5:A:464:ASN:HD22	5:A:464:ASN:N	1.81	0.77
20:A:820:CLA:CAD	20:A:821:CLA:HMA1	2.15	0.77
6:B:58:PHE:HB3	6:B:146:SER:HB3	1.65	0.77
7:C:12:ILE:N	7:C:12:ILE:HD12	1.98	0.77
11:G:47:GLY:N	11:G:48:ASP:CG	2.37	0.77
17:N:45:ASN:CB	17:N:57:LYS:HZ2	1.97	0.77
19:Q:2:FRU:O1	19:Q:2:FRU:C4	2.28	0.77
20:1:210:CLA:O1D	20:1:210:CLA:CAA	2.31	0.77
21:1:217:LMU:O6B	21:1:217:LMU:C1B	2.30	0.77
2:2:168:ARG:HH21	2:2:171:MET:CB	1.98	0.77
5:A:24:ARG:O	5:A:26:PRO:CB	2.32	0.77
5:A:78:VAL:HG11	20:A:805:CLA:HBC3	1.65	0.77
5:A:443:ILE:HG21	5:A:558:LYS:HB2	1.66	0.77
5:A:680:LEU:HB3	20:A:851:CLA:O2A	1.84	0.77
20:A:816:CLA:H2	20:A:816:CLA:CBA	2.14	0.77
20:A:841:CLA:H92	22:L:210:BCR:H321	1.64	0.77
6:B:127:ILE:CD1	6:B:198:ALA:HB2	2.13	0.77
9:E:48:ASN:ND2	9:E:71:LYS:NZ	2.32	0.77
19:T:1:GLC:O5	19:T:2:FRU:C1	2.30	0.77
3:3:194:ILE:CG1	20:3:304:CLA:CMC	2.60	0.77
20:3:313:CLA:HAA2	20:3:313:CLA:O2D	1.84	0.77
5:A:58:HIS:CE1	20:A:803:CLA:ND	2.52	0.77
5:A:90:PHE:CE1	20:A:805:CLA:H91	2.20	0.77
5:A:168:ALA:O	5:A:171:ALA:HB3	1.82	0.77
5:A:723:ARG:HH11	5:A:723:ARG:HG2	1.50	0.77
5:A:737:HIS:HA	5:A:740:LEU:CD2	2.14	0.77
22:A:843:BCR:C23	22:A:843:BCR:C40	2.60	0.77
21:A:855:LMU:H91	21:A:855:LMU:C3	2.08	0.77
6:B:334:LEU:HB2	20:B:805:CLA:HMD3	1.66	0.77
7:C:1:MET:N	7:C:4:SER:OG	2.17	0.77
16:L:124:LYS:HB2	16:L:124:LYS:HZ2	1.45	0.77
20:1:202:CLA:H41	20:1:202:CLA:C10	2.15	0.77
2:2:116:PRO:O	2:2:131:THR:CB	2.32	0.77
3:3:48:PHE:HD2	3:3:49:ILE:CG2	1.82	0.77
4:4:90:LEU:N	4:4:90:LEU:CD2	2.47	0.77
4:4:94:GLU:CB	4:4:95:PHE:HD1	1.97	0.77
4:4:171:ASN:C	4:4:173:THR:N	2.38	0.77
20:4:316:CLA:HBC3	20:4:316:CLA:CHD	2.14	0.77
5:A:281:LEU:HD13	20:A:816:CLA:H2A	1.65	0.77
5:A:411:ALA:HB2	22:A:846:BCR:C39	2.15	0.77

Continued on next page...

Continued from previous page...

Atom-1	Atom-2	Interatomic distance (Å)	Clash overlap (Å)
6:B:137:THR:HA	6:B:140:ILE:CG1	2.14	0.77
6:B:394:PHE:O	6:B:542:ARG:NE	2.18	0.77
6:B:685:THR:OG1	20:L:202:CLA:H3A	1.84	0.77
20:B:807:CLA:HMC2	22:B:846:BCR:C28	2.14	0.77
20:B:832:CLA:HMD2	20:B:833:CLA:C2C	2.14	0.77
7:C:70:TRP:O	7:C:72:GLU:HB2	1.84	0.77
11:G:45:GLU:O	11:G:46:ALA:HB3	1.84	0.77
17:N:45:ASN:HD21	17:N:54:LYS:CG	1.93	0.77
2:2:73:ILE:O	2:2:74:LEU:HG	1.84	0.77
20:2:322:CLA:H41	20:2:322:CLA:C9	2.13	0.77
5:A:454:GLY:H	5:A:457:SER:CB	1.96	0.77
20:A:808:CLA:H111	22:J:102:BCR:C11	2.13	0.77
6:B:76:ALA:O	6:B:78:VAL:N	2.18	0.77
6:B:664:LEU:O	6:B:667:TRP:CZ3	2.37	0.77
10:F:62:LEU:HG	10:F:72:ILE:CD1	2.13	0.77
15:K:27:ALA:CB	15:K:28:PRO:HD3	2.14	0.77
16:L:32:LEU:HD13	20:L:203:CLA:HED1	1.67	0.77
1:1:185:TRP:CE3	1:1:185:TRP:CA	2.67	0.77
4:4:99:HIS:ND1	4:4:103:ILE:HD11	1.99	0.77
5:A:442:ILE:CG2	20:A:829:CLA:HMC3	2.14	0.77
5:A:669:GLY:H	6:B:445:ALA:HA	1.49	0.77
20:A:816:CLA:HBA2	20:A:816:CLA:C2	2.13	0.77
6:B:503:GLU:HB3	6:B:507:SER:CB	2.15	0.77
7:C:20:ALA:O	7:C:21:CYS:HB2	1.83	0.77
9:E:90:VAL:O	9:E:90:VAL:HG12	1.85	0.77
11:G:42:SER:CB	11:G:45:GLU:OE1	2.29	0.77
17:N:65:LEU:CD2	17:N:66:ASP:O	2.32	0.77
18:R:37:UNK:O	18:R:42:UNK:C	2.33	0.77
21:R:104:LMU:O2'	21:R:104:LMU:H5'	1.84	0.77
20:B:821:CLA:H43	20:B:821:CLA:CAA	2.14	0.77
20:B:823:CLA:CMB	22:B:845:BCR:H352	2.14	0.77
20:B:828:CLA:CAA	20:B:828:CLA:HED2	2.15	0.77
7:C:7:ILE:HG22	7:C:65:VAL:HG23	1.67	0.77
10:F:23:LYS:CB	10:F:24:LYS:HZ3	1.98	0.77
17:N:50:GLN:HA	17:N:51:ASP:O	1.84	0.77
19:X:1:GLC:O3	19:X:1:GLC:H62	1.85	0.77
5:A:626:GLY:CA	5:A:636:HIS:HA	2.15	0.77
20:A:826:CLA:C10	22:A:847:BCR:H372	2.14	0.77
6:B:196:HIS:CE1	20:B:813:CLA:HED2	2.19	0.77
21:B:847:LMU:H3'	21:B:847:LMU:O6B	1.84	0.77
15:K:9:LEU:O	15:K:12:VAL:HB	1.85	0.77

Continued on next page...

Continued from previous page...

Atom-1	Atom-2	Interatomic distance (Å)	Clash overlap (Å)
3:3:64:TYR:CB	20:3:311:CLA:H42	2.15	0.77
4:4:34:PRO:HA	4:4:35:GLU:CD	2.06	0.77
6:B:347:LEU:HD22	6:B:351:HIS:CE1	2.20	0.77
6:B:493:TRP:HE1	20:B:814:CLA:HAC2	1.50	0.77
20:B:828:CLA:HED2	20:B:828:CLA:HAA1	1.67	0.77
8:D:78:ALA:CB	8:D:82:GLN:HE22	1.97	0.77
20:J:101:CLA:HBA2	20:J:101:CLA:HBD	0.81	0.77
17:N:5:GLU:OE1	17:N:6:TYR:CE2	2.38	0.77
17:N:57:LYS:O	17:N:60:PHE:CD1	2.37	0.77
2:2:42:ARG:HD3	2:2:45:VAL:CG2	2.06	0.76
20:2:302:CLA:O1A	20:2:302:CLA:C1A	2.33	0.76
5:A:316:MET:CG	5:A:317:TYR:HD1	1.91	0.76
6:B:507:SER:O	6:B:508:LEU:HB2	1.83	0.76
20:B:824:CLA:HED1	20:B:832:CLA:CBB	2.14	0.76
8:D:93:LYS:HB3	8:D:93:LYS:HZ3	1.47	0.76
15:K:17:LEU:C	15:K:17:LEU:HD22	2.06	0.76
16:L:163:LEU:CB	16:L:164:PRO:CA	2.62	0.76
17:N:5:GLU:OE2	17:N:6:TYR:CG	2.38	0.76
21:R:104:LMU:O3B	21:R:104:LMU:C6B	2.29	0.76
20:1:215:CLA:CBA	20:1:215:CLA:O1D	2.30	0.76
20:A:813:CLA:HMA2	20:A:813:CLA:C2	2.15	0.76
6:B:75:GLU:HB2	6:B:132:ASN:HB3	1.67	0.76
6:B:630:GLN:HE21	6:B:731:GLY:HA3	1.49	0.76
6:B:709:GLY:O	6:B:710:LEU:HB2	1.83	0.76
20:B:807:CLA:HBA1	20:B:825:CLA:OBD	1.86	0.76
11:G:44:PHE:H	11:G:45:GLU:HB2	1.49	0.76
20:2:316:CLA:H151	20:2:316:CLA:H8	1.67	0.76
5:A:107:GLU:CD	5:A:161:GLU:HG3	2.06	0.76
5:A:586:ARG:HG3	7:C:49:VAL:HG21	1.67	0.76
5:A:588:GLY:N	6:B:668:ARG:HD3	2.00	0.76
6:B:292:ARG:NH1	6:B:296:GLY:H	1.83	0.76
6:B:437:TYR:HB3	6:B:616:LEU:CD2	2.15	0.76
20:B:823:CLA:H72	20:B:837:CLA:C2D	2.16	0.76
10:F:20:GLN:O	10:F:21:ALA:CB	2.30	0.76
10:F:25:LEU:HD22	10:F:46:MET:HB3	1.66	0.76
12:H:65:LEU:HD23	20:H:109:CLA:C5	2.14	0.76
21:H:106:LMU:H22	21:H:106:LMU:H6'2	1.65	0.76
19:U:1:GLC:O5	19:U:2:FRU:C3	2.30	0.76
20:1:206:CLA:HHD	20:1:206:CLA:HBC2	1.67	0.76
20:1:215:CLA:CED	20:1:215:CLA:HMA3	2.14	0.76
2:2:79:TRP:CD1	2:2:81:THR:HG21	2.20	0.76

Continued on next page...

Continued from previous page...

Atom-1	Atom-2	Interatomic distance (Å)	Clash overlap (Å)
3:3:64:TYR:HB3	20:3:311:CLA:H43	1.65	0.76
3:3:205:GLY:CA	5:A:252:ARG:HH22	1.99	0.76
4:4:70:ILE:C	4:4:72:VAL:N	2.34	0.76
4:4:100:TYR:HA	4:4:103:ILE:HG12	1.67	0.76
5:A:56:ASN:O	5:A:57:LEU:HB3	1.85	0.76
5:A:132:LEU:HD11	5:A:674:ALA:HB2	1.65	0.76
20:A:825:CLA:HBA1	20:A:825:CLA:CGD	2.16	0.76
6:B:292:ARG:HA	6:B:292:ARG:CZ	2.14	0.76
8:D:78:ALA:O	8:D:79:ARG:HD3	1.84	0.76
10:F:83:PHE:O	10:F:87:GLY:HA3	1.86	0.76
10:F:93:ILE:HG21	22:F:202:BCR:C37	2.15	0.76
11:G:41:MET:O	11:G:42:SER:O	2.04	0.76
13:I:23:SER:O	13:I:26:LEU:HD23	1.86	0.76
15:K:58:ALA:HB1	20:K:108:CLA:HMD3	1.67	0.76
18:R:34:UNK:H	18:R:36:UNK:CB	1.99	0.76
4:4:99:HIS:O	4:4:103:ILE:HD13	1.85	0.76
5:A:591:GLN:HA	5:A:591:GLN:HE21	1.49	0.76
20:A:837:CLA:HED1	20:B:803:CLA:H18	1.66	0.76
6:B:130:ARG:O	6:B:135:LEU:HD23	1.84	0.76
6:B:374:HIS:CG	6:B:374:HIS:O	2.38	0.76
20:B:823:CLA:HMB3	22:B:845:BCR:H352	1.68	0.76
20:B:832:CLA:HBB2	22:B:845:BCR:H381	1.66	0.76
7:C:52:LYS:O	7:C:52:LYS:CG	2.34	0.76
17:N:45:ASN:HD22	17:N:57:LYS:HZ3	1.31	0.76
19:O:1:GLC:C2	19:O:2:FRU:O5	2.32	0.76
2:2:41:LEU:CG	2:2:42:ARG:H	1.81	0.76
4:4:75:TRP:HB2	20:4:311:CLA:HMD3	1.67	0.76
5:A:281:LEU:CD1	20:A:816:CLA:H2A	2.16	0.76
21:B:801:LMU:H4'	21:B:801:LMU:O2B	1.84	0.76
7:C:54:CYS:SG	24:C:102:SF4:S3	2.84	0.76
10:F:81:GLY:O	14:J:38:THR:HG23	1.85	0.76
20:J:101:CLA:CBD	20:J:101:CLA:CBA	2.48	0.76
17:N:70:GLU:CD	17:N:72:LYS:O	2.24	0.76
4:4:81:GLU:O	4:4:82:GLU:HG2	1.85	0.76
4:4:171:ASN:C	4:4:173:THR:H	1.86	0.76
5:A:233:LEU:O	5:A:235:ALA:N	2.19	0.76
5:A:246:HIS:O	5:A:248:PHE:CD2	2.36	0.76
5:A:558:LYS:NZ	6:B:674:LEU:HB3	1.99	0.76
20:A:824:CLA:HMA2	20:A:825:CLA:O1A	1.85	0.76
6:B:29:His:CG	20:B:805:CLA:HBB2	2.21	0.76
6:B:596:TRP:NE1	6:B:623:TYR:HB2	2.00	0.76

Continued on next page...

Continued from previous page...

Atom-1	Atom-2	Interatomic distance (Å)	Clash overlap (Å)
20:J:103:CLA:O1A	20:J:103:CLA:C15	2.33	0.76
17:N:59:PRO:HB3	17:N:75:TYR:CE1	2.20	0.76
2:2:205:PHE:CE1	2:2:206:ALA:HA	2.21	0.76
3:3:173:GLU:CG	3:3:174:LYS:H	1.98	0.76
4:4:121:PHE:O	4:4:122:LYS:CB	2.33	0.76
20:4:305:CLA:O2A	20:4:305:CLA:H2A	1.86	0.76
5:A:23:ASP:OD1	5:A:24:ARG:CD	2.30	0.76
5:A:214:GLY:HA3	22:A:844:BCR:H15C	1.68	0.76
5:A:353:SER:O	5:A:354:TRP:HB2	1.85	0.76
5:A:466:THR:HG21	20:B:808:CLA:CBB	2.16	0.76
5:A:491:TRP:HE1	20:A:834:CLA:H12	1.50	0.76
20:A:815:CLA:HMC1	20:A:815:CLA:HBC3	0.80	0.76
6:B:645:VAL:HG11	20:B:807:CLA:HAC1	1.68	0.76
20:J:103:CLA:O1A	20:J:103:CLA:C16	2.34	0.76
17:N:11:LYS:HG2	17:N:12:THR:H	1.51	0.76
17:N:65:LEU:HD23	17:N:66:ASP:C	2.06	0.76
4:4:126:LEU:HD23	4:4:127:PRO:CD	2.15	0.76
5:A:661:ALA:HA	5:A:664:VAL:HG13	1.67	0.76
6:B:325:THR:O	6:B:329:SER:HB2	1.86	0.76
21:K:106:LMU:C9	21:K:106:LMU:H41	2.15	0.76
21:R:109:LMU:O6B	21:R:109:LMU:C1B	2.31	0.76
20:1:202:CLA:HED3	20:1:202:CLA:CAA	2.15	0.76
2:2:129:LYS:O	2:2:132:GLY:CA	2.35	0.76
20:3:311:CLA:O1D	20:3:311:CLA:C2A	2.33	0.76
4:4:144:ALA:CB	4:4:147:LEU:O	2.28	0.76
5:A:32:GLU:OE2	20:A:811:CLA:HMA2	1.86	0.76
5:A:668:TYR:OH	6:B:441:ASP:OD1	2.03	0.76
6:B:195:VAL:HA	6:B:199:ILE:HG13	1.67	0.76
21:E:101:LMU:H11	21:E:101:LMU:C6	2.16	0.76
2:2:59:ALA:CB	2:2:172:LEU:HD22	2.16	0.75
4:4:106:TRP:CE3	20:4:314:CLA:HMA1	2.21	0.75
5:A:54:ILE:O	5:A:58:HIS:CD2	2.39	0.75
5:A:342:GLY:HA3	5:A:430:ASP:HB2	0.82	0.75
5:A:459:GLY:O	5:A:462:ILE:HG22	1.86	0.75
20:A:819:CLA:C2C	20:A:825:CLA:H171	2.16	0.75
8:D:28:ILE:HG12	8:D:67:ILE:HG13	1.69	0.75
9:E:39:LEU:O	9:E:40:ARG:HD3	1.85	0.75
11:G:44:PHE:H	11:G:45:GLU:CB	1.96	0.75
17:N:42:PHE:H	17:N:43:PRO:HD3	1.50	0.75
21:R:101:LMU:H62	21:R:101:LMU:C1	2.09	0.75
4:4:84:PHE:O	4:4:85:ALA:CB	2.28	0.75

Continued on next page...

Continued from previous page...

Atom-1	Atom-2	Interatomic distance (Å)	Clash overlap (Å)
20:A:822:CLA:HBB2	22:A:845:BCR:H351	1.68	0.75
6:B:693:TRP:HD1	20:B:838:CLA:C1D	1.99	0.75
20:B:816:CLA:H3A	20:B:816:CLA:CGA	2.16	0.75
20:B:821:CLA:H151	20:B:821:CLA:H102	0.80	0.75
11:G:46:ALA:H	11:G:49:THR:HG22	1.51	0.75
11:G:47:GLY:N	11:G:48:ASP:CA	2.40	0.75
16:L:63:LEU:HD22	16:L:64:LEU:N	2.00	0.75
17:N:4:GLU:OE2	17:N:5:GLU:HB2	1.86	0.75
20:2:312:CLA:HMC1	20:2:312:CLA:CBC	2.15	0.75
4:4:146:THR:O	20:4:306:CLA:HBA2	1.85	0.75
5:A:259:TYR:CE2	5:A:280:PHE:HA	2.21	0.75
5:A:555:ILE:HG22	6:B:670:TYR:CE2	2.21	0.75
5:A:636:HIS:C	5:A:638:THR:N	2.39	0.75
6:B:295:PHE:CD2	6:B:295:PHE:N	2.55	0.75
6:B:527:LEU:HD12	20:B:823:CLA:CHD	2.16	0.75
10:F:96:TRP:CZ3	10:F:134:PHE:HB2	2.20	0.75
11:G:7:VAL:CG2	11:G:8:ILE:N	2.48	0.75
15:K:17:LEU:HD23	15:K:17:LEU:C	1.97	0.75
1:1:63:LEU:HD22	1:1:64:GLY:N	2.01	0.75
5:A:735:VAL:O	5:A:739:LEU:HG	1.86	0.75
6:B:711:VAL:HG22	25:B:848:LMG:H391	1.68	0.75
20:B:810:CLA:HAC1	20:B:811:CLA:HBB1	1.65	0.75
7:C:1:MET:N	7:C:3:HIS:N	2.29	0.75
16:L:64:LEU:HA	16:L:67:PRO:CG	2.16	0.75
17:N:54:LYS:HG2	17:N:57:LYS:HZ3	1.49	0.75
18:R:35:UNK:O	18:R:36:UNK:C	2.34	0.75
4:4:30:LEU:O	4:4:30:LEU:CD1	2.30	0.75
5:A:375:HIS:CE1	20:A:825:CLA:NC	2.55	0.75
5:A:447:ASN:ND2	6:B:678:LEU:HD21	2.01	0.75
6:B:233:TYR:CD2	20:B:814:CLA:HED1	2.22	0.75
6:B:347:LEU:CD2	6:B:351:HIS:CE1	2.70	0.75
20:B:826:CLA:OBD	20:B:826:CLA:O1D	1.93	0.75
22:B:845:BCR:H382	22:B:845:BCR:C23	2.09	0.75
14:J:26:LEU:C	14:J:26:LEU:HD23	2.07	0.75
2:2:41:LEU:O	2:2:42:ARG:CG	2.33	0.75
6:B:315:LEU:O	6:B:315:LEU:HD13	1.87	0.75
6:B:438:VAL:HG23	20:B:831:CLA:HAC1	1.67	0.75
6:B:531:THR:HG22	20:B:823:CLA:CMC	2.09	0.75
6:B:693:TRP:CD1	20:B:838:CLA:C1D	2.70	0.75
20:B:839:CLA:H192	13:I:21:MET:HB3	1.68	0.75
21:H:104:LMU:H12	21:H:104:LMU:H52	1.64	0.75

Continued on next page...

Continued from previous page...

Atom-1	Atom-2	Interatomic distance (Å)	Clash overlap (Å)
20:J:103:CLA:HED3	20:J:103:CLA:C2A	2.16	0.75
15:K:11:MET:SD	15:K:11:MET:O	2.44	0.75
16:L:115:ALA:N	16:L:116:PRO:HD2	2.01	0.75
21:R:102:LMU:H6E	21:R:102:LMU:C6B	2.16	0.75
21:R:102:LMU:H6E	21:R:102:LMU:O5B	1.85	0.75
19:T:1:GLC:O5	19:T:2:FRU:H12	1.86	0.75
20:2:302:CLA:C4	20:2:302:CLA:O2A	2.30	0.75
20:2:308:CLA:HMD2	20:3:301:CLA:HMD3	1.66	0.75
4:4:40:PHE:C	4:4:43:ALA:HB3	2.07	0.75
4:4:104:ARG:NE	4:4:105:ARG:H	1.83	0.75
20:A:826:CLA:H43	20:A:826:CLA:CBA	2.16	0.75
6:B:122:GLN:HG3	6:B:361:ILE:HG12	1.69	0.75
9:E:39:LEU:C	9:E:40:ARG:HD3	2.06	0.75
10:F:7:PRO:HA	10:F:61:LEU:O	1.87	0.75
16:L:49:PRO:HB2	16:L:139:PHE:HB2	1.69	0.75
16:L:99:LEU:HD11	22:L:210:BCR:H313	1.69	0.75
17:N:72:LYS:HZ2	17:N:74:LYS:HG3	1.51	0.75
18:R:38:UNK:O	18:R:41:UNK:CB	2.34	0.75
1:1:24:PHE:CB	6:B:314:ARG:HH21	2.00	0.75
3:3:112:THR:OG1	3:3:113:LEU:HG	1.87	0.75
3:3:194:ILE:HD12	20:3:304:CLA:HMC2	1.65	0.75
3:3:199:VAL:HG22	20:3:306:CLA:C3C	2.17	0.75
20:4:318:CLA:CED	20:4:318:CLA:O1A	2.29	0.75
5:A:76:ARG:NH1	5:A:192:LYS:CG	2.44	0.75
5:A:684:PHE:HD2	5:A:685:VAL:N	1.85	0.75
5:A:747:TRP:CD2	22:A:847:BCR:H401	2.22	0.75
20:A:805:CLA:C4	22:A:844:BCR:H313	2.16	0.75
20:L:202:CLA:H52	20:L:203:CLA:CHB	2.16	0.75
21:R:103:LMU:O6'	21:R:103:LMU:C1	2.35	0.75
1:1:63:LEU:HD22	1:1:64:GLY:CA	2.17	0.75
2:2:169:LEU:HD22	20:2:305:CLA:CBB	2.05	0.75
20:A:830:CLA:C16	22:L:210:BCR:H362	2.15	0.75
6:B:124:TRP:CG	6:B:129:LEU:HD13	2.21	0.75
20:B:807:CLA:C4C	20:B:807:CLA:H42	2.17	0.75
11:G:47:GLY:H	11:G:48:ASP:HA	1.51	0.75
1:1:24:PHE:HB3	6:B:314:ARG:NH2	2.01	0.74
20:1:204:CLA:HMC3	20:1:209:CLA:CAC	2.17	0.74
2:2:167:GLY:O	2:2:169:LEU:N	2.20	0.74
4:4:38:ARG:HG2	4:4:38:ARG:HH11	1.50	0.74
4:4:81:GLU:O	4:4:82:GLU:CB	2.35	0.74
5:A:224:HIS:O	5:A:225:VAL:HG22	1.87	0.74

Continued on next page...

Continued from previous page...

Atom-1	Atom-2	Interatomic distance (Å)	Clash overlap (Å)
20:A:832:CLA:C3D	20:A:833:CLA:HAC1	2.16	0.74
20:A:839:CLA:CMA	20:A:839:CLA:CBA	2.30	0.74
20:B:814:CLA:HED2	20:B:814:CLA:HBA2	1.67	0.74
15:K:27:ALA:HB3	15:K:28:PRO:HD3	1.68	0.74
2:2:95:PHE:HA	2:2:98:GLU:HG2	1.70	0.74
5:A:393:LEU:HD11	5:A:750:PHE:CE1	2.21	0.74
5:A:648:THR:CG2	5:A:651:GLY:H	2.00	0.74
11:G:40:GLY:C	11:G:41:MET:SD	2.64	0.74
17:N:72:LYS:CG	17:N:74:LYS:H	1.96	0.74
4:4:150:LYS:HG3	4:4:150:LYS:O	1.87	0.74
5:A:284:ARG:HA	5:A:284:ARG:NH1	2.02	0.74
5:A:422:TYR:N	5:A:422:TYR:CD1	2.51	0.74
5:A:458:PHE:CD2	20:B:850:CLA:HMB2	2.21	0.74
20:A:819:CLA:C8	22:A:845:BCR:H373	2.17	0.74
6:B:58:PHE:HB2	6:B:146:SER:HB2	1.70	0.74
7:C:31:TRP:O	7:C:33:GLY:N	2.20	0.74
8:D:111:TYR:CD2	8:D:114:PRO:HB3	2.22	0.74
11:G:13:GLY:CA	11:G:16:LEU:HG	2.17	0.74
17:N:61:LEU:CG	17:N:62:SER:H	1.98	0.74
20:2:307:CLA:HMA2	20:2:307:CLA:H51	1.70	0.74
5:A:220:ARG:O	5:A:221:HIS:HB2	1.86	0.74
5:A:227:LEU:HD23	5:A:231:GLN:HE22	1.52	0.74
5:A:452:PHE:HE1	20:A:835:CLA:HBB2	1.44	0.74
21:H:107:LMU:O2B	21:H:107:LMU:H6E	1.88	0.74
16:L:36:TYR:CG	16:L:36:TYR:O	2.40	0.74
1:1:149:LYS:HB3	20:1:206:CLA:HMC2	1.68	0.74
1:1:185:TRP:CB	1:1:186:HIS:CG	2.69	0.74
22:A:846:BCR:HC8	22:A:846:BCR:H331	1.69	0.74
11:G:94:ASP:H	11:G:95:PRO:CD	1.99	0.74
12:H:23:VAL:O	12:H:23:VAL:HG12	1.87	0.74
14:J:11:ALA:HB1	14:J:12:PRO:CD	2.16	0.74
2:2:44:ASN:O	2:2:47:ALA:N	2.16	0.74
5:A:214:GLY:O	5:A:215:SER:HB3	1.86	0.74
5:A:488:PHE:CE2	5:A:533:PRO:HB3	2.23	0.74
5:A:707:ILE:O	5:A:711:HIS:CD2	2.41	0.74
20:A:822:CLA:CHD	22:A:845:BCR:C20	2.65	0.74
6:B:700:LEU:N	6:B:700:LEU:HD23	2.01	0.74
22:B:842:BCR:H343	11:G:21:PHE:CD1	2.22	0.74
21:E:101:LMU:C5	21:E:101:LMU:H12	1.87	0.74
20:G:102:CLA:HBC3	20:G:102:CLA:HHD	0.77	0.74
21:K:105:LMU:H3'	21:K:105:LMU:C2B	2.11	0.74

Continued on next page...

Continued from previous page...

Atom-1	Atom-2	Interatomic distance (Å)	Clash overlap (Å)
20:L:201:CLA:CHD	20:L:201:CLA:HBC2	2.09	0.74
1:1:39:TYR:CD2	20:1:209:CLA:OBD	2.40	0.74
2:2:40:SER:O	2:2:41:LEU:HB3	1.88	0.74
20:2:307:CLA:HBA1	20:2:307:CLA: CBD	2.18	0.74
20:4:305:CLA:HBC3	20:4:305:CLA:CMC	2.03	0.74
5:A:514:THR:O	5:A:531:PRO:O	2.05	0.74
5:A:691:MET:HE2	23:A:842:PQN:H2M2	1.70	0.74
6:B:91:ILE:HD12	6:B:104:PHE:CE2	2.22	0.74
6:B:304:ILE:HG22	20:B:820:CLA:CGD	2.18	0.74
10:F:30:LYS:O	10:F:31:LEU:CB	2.36	0.74
14:J:31:ARG:HA	14:J:34:PRO:HA	1.69	0.74
2:2:128:ASN:O	2:2:130:LEU:CD1	2.34	0.74
4:4:147:LEU:CD2	4:4:148:GLU:CB	2.66	0.74
5:A:755:ILE:O	5:A:756:ALA:HB3	1.85	0.74
6:B:98:GLN:C	6:B:100:ALA:H	1.91	0.74
6:B:269:TRP:CB	6:B:497:TRP:HH2	2.00	0.74
6:B:290:MET:HA	20:B:819:CLA:HAC2	1.68	0.74
6:B:323:TYR:CD1	20:B:822:CLA:HBC1	2.23	0.74
21:K:106:LMU:H32	21:K:106:LMU:H5'	0.75	0.74
2:2:42:ARG:HG3	2:2:45:VAL:HG11	1.68	0.74
5:A:364:MET:O	5:A:368:LEU:N	2.20	0.74
21:A:849:LMU:O1'	21:A:849:LMU:O6B	2.05	0.74
6:B:180:SER:HB2	6:B:288:GLY:HA3	1.68	0.74
7:C:12:ILE:HB	7:C:39:ILE:HA	1.68	0.74
9:E:44:TYR:CG	9:E:73:ASN:HB2	2.22	0.74
11:G:13:GLY:O	11:G:16:LEU:HG	1.88	0.74
15:K:17:LEU:HD22	15:K:18:MET:HA	1.69	0.74
2:2:171:MET:HE1	2:2:175:MET:HB2	1.68	0.74
3:3:181:LEU:HD13	3:3:182:LYS:HE2	1.68	0.74
5:A:103:PHE:CD2	5:A:103:PHE:N	2.56	0.74
5:A:553:VAL:H	5:A:556:LEU:HD12	1.53	0.74
20:A:815:CLA:HMC1	20:A:815:CLA:HBC2	1.67	0.74
20:B:806:CLA:H193	20:B:806:CLA:H91	1.70	0.74
20:H:101:CLA:O1A	20:H:101:CLA:C2	2.36	0.74
13:I:12:VAL:O	13:I:17:PRO:CD	2.35	0.74
16:L:27:VAL:O	20:L:202:CLA:O2A	2.05	0.74
17:N:67:LEU:CA	17:N:68:GLU:HG2	2.18	0.74
20:1:204:CLA:HMC1	20:1:204:CLA: CBC	2.17	0.73
21:1:217:LMU:C1	21:1:217:LMU:C3'	2.66	0.73
3:3:74:ALA:CA	20:3:307:CLA:C3D	2.59	0.73
4:4:98:SER:HB2	4:4:102:GLU:OE1	1.87	0.73

Continued on next page...

Continued from previous page...

Atom-1	Atom-2	Interatomic distance (Å)	Clash overlap (Å)
4:4:126:LEU:HD23	4:4:127:PRO:HD3	1.68	0.73
4:4:171:ASN:O	4:4:172:VAL:C	2.25	0.73
5:A:54:ILE:O	5:A:58:HIS:HD2	1.70	0.73
5:A:328:LYS:HE2	5:A:332:GLU:CD	2.08	0.73
5:A:479:ASP:HA	5:A:536:THR:HG23	1.70	0.73
5:A:691:MET:CE	23:A:842:PQN:H2M2	2.18	0.73
20:A:809:CLA:CBB	20:B:831:CLA:CMD	2.64	0.73
21:A:853:LMU:O3'	21:A:853:LMU:H1B	1.88	0.73
22:I:103:BCR:H402	22:I:103:BCR:H382	1.69	0.73
14:J:10:VAL:HG13	14:J:14:LEU:HG	1.69	0.73
16:L:124:LYS:O	16:L:126:GLN:N	2.21	0.73
2:2:164:ILE:O	2:2:167:GLY:CA	2.36	0.73
20:4:305:CLA:HED1	20:4:305:CLA:H2	1.69	0.73
20:4:316:CLA:HBA1	20:4:316:CLA:CBD	2.16	0.73
20:A:813:CLA:HBA1	20:A:823:CLA:C4	2.16	0.73
20:A:831:CLA:HBC3	20:A:831:CLA:HMC1	1.69	0.73
6:B:471:THR:HG23	6:B:502:ASN:ND2	2.02	0.73
7:C:44:ARG:HH21	8:D:127:ARG:CB	1.99	0.73
9:E:55:VAL:HG23	9:E:65:VAL:HB	1.70	0.73
9:E:88:GLU:O	9:E:90:VAL:HB	1.89	0.73
12:H:37:SER:HB3	16:L:51:LEU:HG	1.70	0.73
17:N:47:THR:CB	17:N:52:LEU:O	2.36	0.73
17:N:63:ASP:H	17:N:64:ASP:C	1.90	0.73
17:N:67:LEU:CB	17:N:68:GLU:CG	2.45	0.73
18:R:44:UNK:O	18:R:45:UNK:C	2.35	0.73
2:2:54:TRP:CD1	20:2:311:CLA:O1D	2.41	0.73
4:4:144:ALA:HB3	4:4:147:LEU:C	2.06	0.73
20:4:304:CLA:O1A	20:4:304:CLA:C2	2.29	0.73
20:A:814:CLA:CHC	22:A:843:BCR:C17	2.66	0.73
6:B:44:GLN:OE1	6:B:163:PRO:HB2	1.88	0.73
6:B:199:ILE:HG23	6:B:270:LEU:HD22	1.68	0.73
6:B:664:LEU:O	6:B:667:TRP:HZ3	1.71	0.73
20:B:824:CLA:H8	22:B:845:BCR:H12C	1.68	0.73
16:L:8:TYR:CE1	16:L:11:ILE:HG23	2.24	0.73
1:1:63:LEU:CD2	1:1:64:GLY:C	2.56	0.73
20:1:215:CLA:C4	20:1:215:CLA:H102	2.15	0.73
4:4:58:MET:O	4:4:59:LEU:C	2.26	0.73
4:4:101:VAL:HG13	4:4:104:ARG:HH22	1.49	0.73
4:4:151:GLU:HA	4:4:154:ILE:HG23	1.67	0.73
4:4:193:ILE:H	4:4:193:ILE:HD12	1.52	0.73
5:A:467:MET:HA	5:A:470:LEU:HB2	1.69	0.73

Continued on next page...

Continued from previous page...

Atom-1	Atom-2	Interatomic distance (Å)	Clash overlap (Å)
20:A:819:CLA:HMD2	20:A:821:CLA:HBB2	1.66	0.73
22:A:843:BCR:C12	22:A:843:BCR:H341	2.16	0.73
6:B:421:HIS:NE2	20:B:829:CLA:C4D	2.52	0.73
6:B:454:LEU:CD1	10:F:69:PRO:O	2.36	0.73
6:B:732:LYS:HG3	6:B:734:GLY:CA	2.19	0.73
20:B:820:CLA:CBB	20:B:820:CLA:H72	2.17	0.73
12:H:42:THR:HG22	12:H:45:ALA:HB2	1.69	0.73
20:L:209:CLA:HAA1	20:L:209:CLA:O1D	1.86	0.73
20:3:310:CLA:C2A	20:3:318:CLA:CAC	2.64	0.73
4:4:104:ARG:HE	4:4:105:ARG:N	1.85	0.73
5:A:22:VAL:CG1	5:A:23:ASP:N	2.51	0.73
5:A:217:SER:CB	22:A:843:BCR:H351	2.18	0.73
23:B:841:PQN:H192	22:B:846:BCR:C8	2.19	0.73
22:L:210:BCR:H403	22:L:210:BCR:C27	2.17	0.73
21:N:101:LMU:O5'	21:N:101:LMU:C3	2.30	0.73
4:4:72:VAL:O	4:4:72:VAL:CG1	2.30	0.73
20:4:319:CLA:HED3	20:4:319:CLA:O1A	1.89	0.73
5:A:126:ILE:HG12	20:A:809:CLA:HMA3	1.71	0.73
5:A:370:ILE:HG22	5:A:400:MET:CA	2.17	0.73
5:A:457:SER:O	5:A:544:ILE:HD13	1.88	0.73
21:A:854:LMU:C7	21:A:854:LMU:C11	2.66	0.73
6:B:533:ILE:HD11	6:B:575:ASP:O	1.88	0.73
7:C:29:ILE:HG23	8:D:126:GLY:HA2	1.71	0.73
21:D:201:LMU:H41	21:E:101:LMU:C12	2.17	0.73
9:E:58:ASP:OD2	9:E:60:LYS:NZ	2.18	0.73
9:E:86:GLU:HG3	9:E:87:VAL:H	0.71	0.73
21:H:106:LMU:H1B	21:H:106:LMU:H32	1.70	0.73
17:N:5:GLU:OE1	17:N:6:TYR:CZ	2.41	0.73
17:N:79:SER:CA	17:N:80:ASN:C	2.57	0.73
21:N:101:LMU:O2B	21:N:101:LMU:C5B	2.30	0.73
5:A:187:HIS:CD2	20:A:811:CLA:NC	2.38	0.73
5:A:187:HIS:CE1	20:A:811:CLA:C4D	2.68	0.73
20:A:804:CLA:H2A	20:A:804:CLA:CED	2.19	0.73
20:A:832:CLA:HMC1	20:A:832:CLA:HBC2	1.71	0.73
6:B:489:GLY:O	6:B:490:ARG:HG2	1.89	0.73
7:C:17:CYS:C	7:C:58:CYS:HB2	2.09	0.73
7:C:26:LEU:N	7:C:43:PRO:HG3	2.03	0.73
16:L:163:LEU:HB3	16:L:164:PRO:CA	2.11	0.73
2:2:100:VAL:CG2	2:2:101:PHE:N	2.52	0.73
21:2:317:LMU:H22	21:2:317:LMU:C2'	2.19	0.73
4:4:76:TYR:CD1	4:4:76:TYR:O	2.42	0.73

Continued on next page...

Continued from previous page...

Atom-1	Atom-2	Interatomic distance (Å)	Clash overlap (Å)
5:A:223:VAL:HG23	5:A:227:LEU:HD13	1.71	0.73
5:A:628:ILE:HG13	5:A:632:GLY:HA2	1.69	0.73
20:A:826:CLA:H172	22:J:102:BCR:H17C	1.70	0.73
20:A:833:CLA:H3A	20:A:833:CLA:O1A	1.86	0.73
6:B:190:TRP:HA	20:B:812:CLA:HBB2	1.70	0.73
6:B:655:LEU:HD21	20:B:839:CLA:CBB	2.18	0.73
21:L:205:LMU:O6'	21:L:205:LMU:H1'	1.85	0.73
1:1:45:ILE:HG22	1:1:48:ARG:HD2	1.71	0.73
21:1:213:LMU:O6'	21:1:213:LMU:C1'	2.30	0.73
2:2:205:PHE:CD1	2:2:206:ALA:CA	2.71	0.73
3:3:50:GLU:N	3:3:51:PRO:CD	2.52	0.73
3:3:52:LYS:O	3:3:56:TYR:HD2	1.63	0.73
3:3:92:TRP:HZ2	5:A:250:LEU:HD12	1.54	0.73
3:3:208:PRO:HB3	3:3:210:GLN:OE1	1.89	0.73
20:A:819:CLA:C4C	20:A:825:CLA:H172	2.18	0.73
20:A:824:CLA:H2	20:A:825:CLA:CED	2.18	0.73
17:N:5:GLU:CD	17:N:6:TYR:CG	2.62	0.73
20:2:302:CLA:O2A	20:2:302:CLA:H43	1.89	0.73
20:2:303:CLA:H93	20:2:303:CLA:H51	1.69	0.73
4:4:192:THR:CG2	4:4:193:ILE:O	2.28	0.73
5:A:684:PHE:C	5:A:684:PHE:HD2	1.91	0.73
5:A:714:LEU:HD13	22:F:203:BCR:H392	1.69	0.73
20:A:826:CLA:H102	22:A:847:BCR:H372	1.70	0.73
20:A:831:CLA:C4	16:L:64:LEU:HD23	2.18	0.73
6:B:8:PHE:O	6:B:35:ASP:HB2	1.88	0.73
6:B:91:ILE:CD1	6:B:104:PHE:HE2	2.02	0.73
20:B:817:CLA:C3	20:B:822:CLA:H92	2.18	0.73
13:I:11:LEU:HG	22:I:103:BCR:HC7	1.67	0.73
17:N:61:LEU:HD12	17:N:62:SER:CA	2.18	0.73
1:1:64:GLY:CA	1:1:66:GLY:O	2.37	0.72
2:2:98:GLU:HG3	2:2:99:LEU:CG	2.18	0.72
20:4:307:CLA:C2	20:4:307:CLA:O1A	2.29	0.72
5:A:218:TRP:O	5:A:222:GLN:HB2	1.88	0.72
5:A:387:THR:CG2	5:A:523:VAL:HG11	2.19	0.72
20:B:821:CLA:HMC1	20:B:821:CLA:HBC3	0.78	0.72
8:D:60:MET:SD	8:D:61:PRO:HD2	2.29	0.72
15:K:9:LEU:CD2	15:K:9:LEU:H	1.91	0.72
20:K:101:CLA:CMD	20:K:108:CLA:C1A	2.67	0.72
16:L:40:LEU:HB3	16:L:41:PRO:HD3	1.70	0.72
16:L:164:PRO:CA	16:L:165:TYR:CD2	2.71	0.72
17:N:62:SER:CB	17:N:66:ASP:CA	2.65	0.72

Continued on next page...

Continued from previous page...

Atom-1	Atom-2	Interatomic distance (Å)	Clash overlap (Å)
21:R:109:LMU:O5B	21:R:109:LMU:C5'	2.33	0.72
2:2:126:PRO:HD2	2:2:129:LYS:HB2	1.70	0.72
4:4:115:VAL:HG13	4:4:116:ASN:H	1.52	0.72
20:A:815:CLA:HBA1	20:A:815:CLA:CBD	2.19	0.72
20:A:824:CLA:H61	20:A:825:CLA:CED	2.19	0.72
20:A:841:CLA:H112	20:A:841:CLA:C6	2.16	0.72
6:B:329:SER:O	6:B:330:ILE:HG22	1.88	0.72
20:B:821:CLA:HAA1	20:B:821:CLA:C4	2.18	0.72
7:C:1:MET:H1	7:C:4:SER:CB	2.01	0.72
21:K:105:LMU:H1B	21:K:105:LMU:H3O2	1.51	0.72
20:L:202:CLA:HAC2	20:L:203:CLA:HMC3	1.71	0.72
17:N:35:VAL:HG12	17:N:37:PHE:CZ	2.25	0.72
17:N:41:LYS:HB2	17:N:42:PHE:HB3	0.80	0.72
17:N:60:PHE:HA	17:N:61:LEU:O	1.88	0.72
21:N:101:LMU:H52	21:N:101:LMU:H92	0.73	0.72
2:2:120:ASN:CG	14:J:5:LYS:HD2	2.10	0.72
2:2:211:LYS:HA	2:2:211:LYS:CE	2.17	0.72
5:A:29:THR:OG1	5:A:31:PHE:HB2	1.90	0.72
5:A:41:SER:O	5:A:44:ILE:HA	1.88	0.72
5:A:79:PHE:HE2	5:A:185:HIS:CE1	2.06	0.72
5:A:368:LEU:HD21	20:A:818:CLA:H91	1.63	0.72
20:A:825:CLA:C4	20:A:825:CLA:O2A	2.37	0.72
20:A:839:CLA:HBA1	20:A:839:CLA:HMA2	0.80	0.72
22:A:846:BCR:H331	22:A:846:BCR:C8	2.19	0.72
6:B:144:PHE:CD2	6:B:144:PHE:O	2.41	0.72
10:F:42:ILE:CG1	10:F:43:LYS:H	1.98	0.72
11:G:68:ILE:HG23	11:G:72:LEU:CD1	2.14	0.72
15:K:17:LEU:O	15:K:17:LEU:CD2	2.30	0.72
17:N:49:CYS:O	17:N:50:GLN:C	2.28	0.72
17:N:50:GLN:HA	17:N:51:ASP:C	2.09	0.72
2:2:120:ASN:HB3	2:2:121:THR:CB	2.15	0.72
20:2:316:CLA:ND	20:2:316:CLA:H18	2.03	0.72
4:4:37:LEU:CA	4:4:39:TRP:HB2	2.11	0.72
4:4:144:ALA:CB	4:4:148:GLU:O	2.38	0.72
5:A:27:ILE:O	5:A:27:ILE:CG2	2.30	0.72
5:A:85:GLN:O	5:A:89:ILE:HG13	1.90	0.72
5:A:281:LEU:HA	5:A:297:THR:O	1.89	0.72
5:A:542:HIS:HA	5:A:545:HIS:HD2	1.55	0.72
5:A:555:ILE:HG22	6:B:670:TYR:HE2	1.54	0.72
5:A:668:TYR:CD1	6:B:445:ALA:HB2	2.23	0.72
20:A:841:CLA:HMB2	20:L:208:CLA:HBC1	1.70	0.72

Continued on next page...

Continued from previous page...

Atom-1	Atom-2	Interatomic distance (Å)	Clash overlap (Å)
6:B:152:ALA:O	6:B:153:GLY:C	2.26	0.72
6:B:290:MET:HA	20:B:819:CLA:CAC	2.18	0.72
20:B:823:CLA:HMB2	20:B:837:CLA:O1A	1.90	0.72
21:B:847:LMU:C7	21:B:847:LMU:H111	2.18	0.72
8:D:94:TYR:O	8:D:95:LYS:CG	2.37	0.72
10:F:63:CYS:HA	10:F:69:PRO:HA	1.72	0.72
12:H:44:ALA:HB3	16:L:145:PHE:HD1	1.53	0.72
16:L:36:TYR:O	16:L:36:TYR:CD1	2.41	0.72
17:N:48:GLY:HA3	17:N:49:CYS:HB2	1.70	0.72
17:N:61:LEU:HG	17:N:62:SER:H	1.54	0.72
17:N:75:TYR:C	17:N:76:LYS:O	2.26	0.72
20:2:322:CLA:H91	20:2:322:CLA:H151	1.70	0.72
3:3:84:ILE:CG1	20:3:302:CLA:O1A	2.37	0.72
3:3:106:TYR:CD2	3:3:107:TRP:CD1	2.78	0.72
4:4:192:THR:HG22	4:4:195:GLN:N	2.05	0.72
5:A:289:PRO:O	5:A:290:LEU:HB2	1.90	0.72
5:A:668:TYR:CE2	6:B:617:MET:SD	2.83	0.72
6:B:378:ILE:O	6:B:380:GLY:N	2.21	0.72
20:B:824:CLA:H122	22:B:845:BCR:C13	2.19	0.72
21:B:847:LMU:H5B	21:B:847:LMU:C4'	2.00	0.72
7:C:11:CYS:SG	7:C:12:ILE:N	2.62	0.72
16:L:48:ASN:HD22	16:L:115:ALA:HB2	1.54	0.72
16:L:164:PRO:CB	16:L:165:TYR:CD2	2.73	0.72
1:1:45:ILE:HA	1:1:48:ARG:HB2	1.71	0.72
5:A:281:LEU:HD12	20:A:816:CLA:CED	2.17	0.72
5:A:426:THR:HA	5:A:428:TYR:CE2	2.25	0.72
22:A:847:BCR:C32	22:J:102:BCR:H391	2.19	0.72
21:A:854:LMU:H81	21:A:854:LMU:H32	1.46	0.72
6:B:25:ILE:HG22	22:L:210:BCR:C29	2.14	0.72
6:B:362:ALA:O	6:B:363:GLN:HG3	1.89	0.72
6:B:444:LEU:O	6:B:445:ALA:HB3	1.89	0.72
6:B:707:LEU:CD1	6:B:711:VAL:HG21	2.19	0.72
20:B:823:CLA:HED2	20:B:824:CLA:OBD	1.89	0.72
20:B:836:CLA:HBC1	10:F:83:PHE:HZ	1.49	0.72
8:D:113:HIS:N	8:D:114:PRO:HD2	2.04	0.72
9:E:52:VAL:C	9:E:53:VAL:HG23	2.08	0.72
11:G:33:LYS:HE3	11:G:33:LYS:CA	2.14	0.72
11:G:92:GLY:C	11:G:94:ASP:OD1	2.28	0.72
12:H:49:LYS:O	12:H:51:GLY:N	2.22	0.72
16:L:118:LEU:HD12	16:L:119:THR:N	2.03	0.72
17:N:72:LYS:CB	17:N:74:LYS:HB2	2.19	0.72

Continued on next page...

Continued from previous page...

Atom-1	Atom-2	Interatomic distance (Å)	Clash overlap (Å)
21:4:320:LMU:O2'	21:4:320:LMU:H12	1.88	0.72
20:A:835:CLA:H192	20:L:202:CLA:CBB	2.20	0.72
20:A:841:CLA:HMD3	22:B:846:BCR:C3	2.20	0.72
6:B:38:THR:OG1	6:B:41:ARG:HB2	1.90	0.72
6:B:189:ALA:HB2	20:B:826:CLA:C20	2.19	0.72
6:B:390:GLY:HA3	22:B:845:BCR:HC22	1.71	0.72
6:B:424:TRP:CZ2	20:B:829:CLA:HAC1	2.25	0.72
23:B:841:PQN:H291	25:B:848:LMG:H201	1.70	0.72
22:B:852:BCR:HC8	20:L:208:CLA:HHC	1.71	0.72
7:C:6:LYS:HB3	7:C:63:LEU:HD21	1.72	0.72
11:G:13:GLY:O	11:G:16:LEU:CG	2.38	0.72
19:X:1:GLC:O3	19:X:1:GLC:C6	2.30	0.72
3:3:52:LYS:HA	3:3:55:ALA:HB3	1.70	0.72
5:A:210:LEU:CD1	20:A:813:CLA:CMB	2.67	0.72
5:A:309:LEU:HD21	20:A:819:CLA:HMC3	1.72	0.72
5:A:334:HIS:HB3	20:A:820:CLA:CMA	2.19	0.72
20:A:824:CLA:HED3	20:A:825:CLA:CMD	2.10	0.72
20:A:837:CLA:C1C	20:B:803:CLA:HBC2	2.20	0.72
20:B:815:CLA:H52	20:B:824:CLA:CMB	2.20	0.72
10:F:28:SER:O	10:F:29:LEU:C	2.27	0.72
10:F:93:ILE:O	10:F:96:TRP:CD1	2.40	0.72
10:F:125:LEU:O	10:F:126:ALA:CB	2.36	0.72
12:H:21:TRP:H	12:H:22:ASP:HB3	1.55	0.72
16:L:5:LYS:HA	16:L:5:LYS:HE2	1.71	0.72
16:L:107:PHE:HB2	16:L:109:GLU:OE1	1.89	0.72
17:N:72:LYS:NZ	17:N:74:LYS:HG3	2.03	0.72
2:2:54:TRP:HZ2	2:2:109:ARG:CD	2.01	0.72
2:2:124:ILE:CG2	2:2:129:LYS:HB3	2.19	0.72
20:4:307:CLA:CMA	20:4:307:CLA:CGA	2.66	0.72
5:A:79:PHE:CE2	5:A:185:HIS:CE1	2.78	0.72
5:A:370:ILE:HD11	20:A:824:CLA:CAD	2.18	0.72
6:B:615:TYR:HD1	6:B:615:TYR:H	1.38	0.72
20:B:815:CLA:CBD	20:B:824:CLA:HBB2	2.20	0.72
11:G:28:ARG:CG	11:G:29:GLU:N	2.52	0.72
20:4:319:CLA:CED	20:4:319:CLA:O1A	2.38	0.72
5:A:76:ARG:O	5:A:186:TYR:HD2	1.72	0.72
5:A:331:LEU:CD2	5:A:331:LEU:O	2.29	0.72
9:E:53:VAL:HG12	9:E:54:ALA:H	1.55	0.72
11:G:42:SER:OG	11:G:45:GLU:CD	2.28	0.72
21:K:106:LMU:C3	21:K:106:LMU:O5'	2.37	0.72
16:L:66:GLY:N	16:L:67:PRO:HD2	2.05	0.72

Continued on next page...

Continued from previous page...

Atom-1	Atom-2	Interatomic distance (Å)	Clash overlap (Å)
19:U:1:GLC:O5	19:U:2:FRU:H3	1.90	0.72
4:4:152:LYS:CD	4:4:154:ILE:HD11	2.19	0.71
6:B:15:ASP:O	6:B:20:ARG:HG2	1.88	0.71
7:C:1:MET:H2	7:C:3:HIS:C	1.89	0.71
7:C:1:MET:CB	7:C:4:SER:HG	1.86	0.71
8:D:69:ARG:O	8:D:70:GLU:HB2	1.90	0.71
10:F:53:PHE:C	10:F:55:ASN:H	1.94	0.71
11:G:37:GLU:OE2	11:G:42:SER:HA	1.90	0.71
16:L:33:ILE:HG12	20:L:202:CLA:H42	1.71	0.71
17:N:74:LYS:O	17:N:76:LYS:N	2.23	0.71
19:O:1:GLC:O2	19:O:2:FRU:H5	1.88	0.71
1:1:25:ASP:N	6:B:314:ARG:NH2	2.26	0.71
2:2:42:ARG:HG3	2:2:45:VAL:CG1	2.20	0.71
2:2:91:THR:O	2:2:94:LEU:CB	2.35	0.71
5:A:340:GLY:O	5:A:343:HIS:N	2.22	0.71
20:A:818:CLA:O1A	20:A:827:CLA:H71	1.90	0.71
20:A:825:CLA:O2A	20:A:825:CLA:H42	1.90	0.71
22:A:847:BCR:HC31	22:F:202:BCR:H17C	1.72	0.71
20:B:813:CLA:O2D	20:B:813:CLA:OBD	2.06	0.71
20:B:836:CLA:H61	22:F:203:BCR:H323	1.71	0.71
7:C:74:THR:CB	7:C:80:ALA:HB2	2.20	0.71
10:F:17:ARG:HA	10:F:17:ARG:HE	1.54	0.71
21:K:105:LMU:H32	21:K:105:LMU:O5'	1.90	0.71
20:2:322:CLA:HMB1	20:J:103:CLA:H152	1.72	0.71
3:3:52:LYS:O	3:3:56:TYR:N	2.21	0.71
3:3:93:PHE:H	3:3:93:PHE:HD2	1.39	0.71
5:A:103:PHE:N	5:A:103:PHE:HD2	1.87	0.71
5:A:121:GLN:NE2	20:A:809:CLA:HMD1	2.05	0.71
5:A:700:TRP:CZ2	23:A:842:PQN:H2M3	2.25	0.71
5:A:708:VAL:HA	5:A:711:HIS:HD2	1.54	0.71
6:B:141:PHE:O	6:B:143:LEU:N	2.23	0.71
6:B:492:ILE:H	6:B:492:ILE:CD1	2.02	0.71
6:B:687:LEU:HD12	22:B:852:BCR:HC31	1.72	0.71
22:B:843:BCR:HC8	22:B:843:BCR:C33	2.20	0.71
21:B:847:LMU:H112	21:B:847:LMU:H72	1.64	0.71
10:F:83:PHE:O	10:F:87:GLY:CA	2.38	0.71
16:L:96:SER:OG	16:L:143:PHE:HD2	1.74	0.71
20:1:201:CLA:CBA	20:1:201:CLA:CMA	2.60	0.71
4:4:37:LEU:HA	4:4:39:TRP:CG	2.26	0.71
4:4:99:HIS:ND1	4:4:99:HIS:C	2.39	0.71
4:4:128:ALA:O	4:4:130:GLU:N	2.23	0.71

Continued on next page...

Continued from previous page...

Atom-1	Atom-2	Interatomic distance (Å)	Clash overlap (Å)
4:4:170:HIS:C	4:4:171:ASN:O	2.29	0.71
5:A:361:ASN:ND2	20:A:805:CLA:CED	2.53	0.71
6:B:463:ILE:O	6:B:464:GLN:HB3	1.91	0.71
20:B:824:CLA:H41	20:B:824:CLA:H72	1.71	0.71
20:B:836:CLA:H202	22:F:203:BCR:HC41	1.73	0.71
20:B:851:CLA:CBC	20:B:851:CLA:HMC1	2.20	0.71
9:E:52:VAL:CG1	9:E:53:VAL:H	1.93	0.71
10:F:80:TRP:HE3	20:F:206:CLA:HMC2	1.55	0.71
10:F:93:ILE:CG2	22:F:202:BCR:C37	2.69	0.71
11:G:21:PHE:O	11:G:23:PHE:CB	2.38	0.71
20:J:101:CLA:OBD	20:J:101:CLA:CED	2.38	0.71
20:1:202:CLA:HED3	20:1:202:CLA:CHA	2.18	0.71
3:3:84:ILE:N	20:3:302:CLA:C4	2.46	0.71
5:A:23:ASP:OD2	5:A:24:ARG:CD	2.36	0.71
5:A:249:ILE:O	5:A:251:ASN:N	2.23	0.71
22:A:845:BCR:H382	22:A:845:BCR:C23	2.09	0.71
6:B:145:LEU:HA	6:B:148:ILE:HD12	1.71	0.71
6:B:504:ASN:H	6:B:504:ASN:ND2	1.88	0.71
6:B:594:TRP:CD1	6:B:594:TRP:C	2.64	0.71
9:E:87:VAL:O	9:E:87:VAL:CG1	2.28	0.71
26:H:111:UNL:C2	26:H:111:UNL:C6	2.63	0.71
15:K:47:ILE:HG23	15:K:48:GLN:H	1.54	0.71
16:L:95:LEU:HA	16:L:98:CYS:HB2	1.71	0.71
17:N:74:LYS:O	17:N:75:TYR:C	2.29	0.71
2:2:129:LYS:C	2:2:131:THR:H	1.93	0.71
4:4:36:ASN:C	4:4:39:TRP:CE3	2.64	0.71
4:4:172:VAL:O	4:4:173:THR:HG22	1.90	0.71
5:A:462:ILE:CD1	20:B:850:CLA:H72	2.21	0.71
5:A:690:LEU:HD21	5:A:738:TYR:HE1	1.55	0.71
20:A:830:CLA:H152	22:L:210:BCR:C36	2.20	0.71
6:B:91:ILE:CD1	6:B:104:PHE:CE2	2.74	0.71
6:B:230:TRP:HH2	11:G:11:SER:HB2	1.55	0.71
6:B:496:GLY:O	6:B:499:ASN:HB2	1.91	0.71
8:D:28:ILE:HG12	8:D:67:ILE:CG1	2.20	0.71
20:K:101:CLA:HMD1	20:K:108:CLA:C1A	2.21	0.71
16:L:10:VAL:HG22	16:L:10:VAL:O	1.90	0.71
16:L:126:GLN:N	16:L:127:PRO:HD2	2.05	0.71
4:4:194:VAL:CG1	4:4:195:GLN:CA	2.64	0.71
5:A:491:TRP:NE1	20:A:834:CLA:H12	2.06	0.71
6:B:437:TYR:HB3	6:B:616:LEU:HD23	1.72	0.71
11:G:68:ILE:HG22	11:G:72:LEU:HD13	1.70	0.71

Continued on next page...

Continued from previous page...

Atom-1	Atom-2	Interatomic distance (Å)	Clash overlap (Å)
17:N:45:ASN:CG	17:N:45:ASN:O	2.29	0.71
5:A:119:SER:HB2	5:A:136:VAL:HG21	1.71	0.71
5:A:396:PHE:CE2	5:A:616:PHE:CG	2.79	0.71
5:A:466:THR:O	5:A:470:LEU:HG	1.90	0.71
5:A:618:TRP:CZ2	5:A:655:ASP:HB2	2.25	0.71
9:E:39:LEU:H	9:E:40:ARG:HH11	1.38	0.71
21:H:107:LMU:O2'	21:H:107:LMU:C1	2.33	0.71
1:1:63:LEU:CD1	1:1:63:LEU:H	2.01	0.71
4:4:192:THR:C	4:4:193:ILE:O	2.28	0.71
5:A:443:ILE:HD11	5:A:557:LEU:HG	1.73	0.71
5:A:550:HIS:O	5:A:552:THR:O	2.07	0.71
6:B:503:GLU:HB3	6:B:507:SER:HB2	1.71	0.71
6:B:595:HIS:HD2	6:B:623:TYR:OH	1.73	0.71
20:1:215:CLA:O1D	20:1:215:CLA:CGA	2.39	0.71
4:4:58:MET:O	4:4:61:PRO:CD	2.39	0.71
5:A:193:LEU:HA	5:A:196:PHE:CE2	2.26	0.71
5:A:202:MET:HG3	20:A:813:CLA:HBC2	1.71	0.71
5:A:387:THR:HG23	5:A:523:VAL:HG11	1.71	0.71
17:N:42:PHE:HD1	17:N:43:PRO:N	1.83	0.71
17:N:54:LYS:HG2	17:N:57:LYS:NZ	2.05	0.71
17:N:54:LYS:HG3	17:N:57:LYS:HZ3	1.53	0.71
21:1:217:LMU:H12	21:1:217:LMU:C3'	2.01	0.70
21:2:318:LMU:H2B	21:2:318:LMU:C6B	2.19	0.70
4:4:194:VAL:CB	4:4:195:GLN:CA	2.69	0.70
20:4:305:CLA:CBC	20:4:305:CLA:CMC	2.65	0.70
20:A:826:CLA:H111	22:J:102:BCR:H353	1.73	0.70
6:B:493:TRP:HB3	20:B:833:CLA:HED2	1.71	0.70
20:B:821:CLA:HAA2	20:B:821:CLA:CBD	2.20	0.70
9:E:68:ARG:NH2	9:E:69:PHE:HA	2.06	0.70
22:F:203:BCR:HC32	20:F:205:CLA:CMA	2.21	0.70
20:K:103:CLA:HBA1	20:K:103:CLA:O2D	1.91	0.70
17:N:63:ASP:H	17:N:65:LEU:N	1.87	0.70
17:N:65:LEU:O	17:N:66:ASP:C	2.29	0.70
2:2:40:SER:C	2:2:41:LEU:CD2	2.58	0.70
20:2:308:CLA:H2A	20:2:308:CLA:O1D	1.91	0.70
3:3:106:TYR:O	3:3:108:ALA:HB2	1.91	0.70
4:4:70:ILE:HG13	4:4:71:ASN:N	2.06	0.70
4:4:160:MET:HA	4:4:163:PHE:HB2	1.72	0.70
4:4:164:LEU:O	4:4:165:GLY:C	2.30	0.70
4:4:168:ILE:HD11	20:4:310:CLA:C3C	2.20	0.70
5:A:242:ILE:HG12	5:A:243:PRO:CD	2.19	0.70

Continued on next page...

Continued from previous page...

Atom-1	Atom-2	Interatomic distance (Å)	Clash overlap (Å)
5:A:438:HIS:CE1	5:A:442:ILE:HD11	2.25	0.70
7:C:5:VAL:HB	7:C:65:VAL:CA	2.13	0.70
10:F:24:LYS:C	10:F:26:GLN:H	1.93	0.70
16:L:52:ARG:O	16:L:56:VAL:HG23	1.90	0.70
21:N:101:LMU:H52	21:N:101:LMU:H91	1.65	0.70
1:1:25:ASP:HB3	1:1:26:PRO:CD	2.20	0.70
21:2:318:LMU:H2B	21:2:318:LMU:H6'1	1.73	0.70
4:4:124:TYR:HB3	4:4:143:PHE:CE1	2.25	0.70
5:A:207:LEU:HD12	5:A:310:PHE:CD1	2.25	0.70
5:A:211:LEU:O	5:A:214:GLY:O	2.09	0.70
5:A:368:LEU:HD22	20:A:818:CLA:H92	1.74	0.70
5:A:397:THR:HB	5:A:613:ILE:HD11	1.73	0.70
5:A:431:LEU:O	5:A:435:VAL:HG12	1.90	0.70
5:A:445:HIS:O	5:A:446:LEU:CB	2.39	0.70
5:A:485:GLN:O	5:A:487:VAL:N	2.24	0.70
5:A:497:ALA:HB2	5:A:515:TRP:CB	2.20	0.70
20:A:804:CLA:H12	20:A:811:CLA:C6	2.14	0.70
20:A:826:CLA:C7	22:A:847:BCR:H372	2.16	0.70
20:A:839:CLA:O1D	20:A:839:CLA:C3D	2.30	0.70
23:A:842:PQN:C13	22:F:202:BCR:H322	2.21	0.70
6:B:542:ARG:NH2	8:D:143:PRO:HG3	2.05	0.70
6:B:545:LYS:HG2	6:B:546:LEU:N	2.03	0.70
7:C:1:MET:SD	7:C:4:SER:CB	2.79	0.70
20:3:318:CLA:HMA2	20:3:318:CLA:C1	2.14	0.70
5:A:625:TRP:CB	5:A:637:ILE:HD11	2.20	0.70
6:B:174:ARG:NH1	20:B:822:CLA:CMD	2.54	0.70
8:D:48:ILE:CG2	8:D:83:CYS:HB2	2.21	0.70
11:G:46:ALA:C	11:G:48:ASP:OD1	2.29	0.70
12:H:21:TRP:H	12:H:22:ASP:CB	2.03	0.70
17:N:11:LYS:HD2	17:N:12:THR:O	1.92	0.70
17:N:18:ASP:HB3	17:N:22:LEU:HG	1.73	0.70
17:N:42:PHE:O	17:N:43:PRO:C	2.30	0.70
19:U:1:GLC:H3	19:U:2:FRU:C5	2.21	0.70
2:2:110:TRP:HA	2:2:113:ILE:CG2	2.21	0.70
3:3:157:ALA:C	3:3:158:TYR:CD2	2.64	0.70
5:A:216:LEU:HD12	22:A:843:BCR:H353	1.73	0.70
5:A:423:ASP:HB3	5:A:424:PRO:CD	2.08	0.70
5:A:479:ASP:OD2	5:A:536:THR:HG23	1.90	0.70
5:A:663:GLN:HB3	5:A:752:ALA:O	1.90	0.70
20:A:841:CLA:HMC2	20:B:838:CLA:H11	1.74	0.70
6:B:130:ARG:HG2	6:B:130:ARG:HH11	1.57	0.70

Continued on next page...

Continued from previous page...

Atom-1	Atom-2	Interatomic distance (Å)	Clash overlap (Å)
6:B:295:PHE:HD2	6:B:295:PHE:N	1.85	0.70
6:B:375:HIS:HE1	20:B:826:CLA:NC	1.89	0.70
7:C:5:VAL:CB	7:C:65:VAL:HG22	2.22	0.70
8:D:47:VAL:HB	8:D:76:LYS:HA	1.73	0.70
8:D:91:ARG:HH12	8:D:119:TYR:HE1	1.38	0.70
9:E:44:TYR:CZ	9:E:73:ASN:HA	2.27	0.70
10:F:93:ILE:CG2	22:F:202:BCR:H371	2.22	0.70
17:N:4:GLU:OE2	17:N:4:GLU:C	2.30	0.70
17:N:70:GLU:C	17:N:72:LYS:N	2.34	0.70
19:P:1:GLC:HO2	19:P:2:FRU:H12	1.55	0.70
4:4:38:ARG:CG	4:4:38:ARG:HH11	2.02	0.70
4:4:75:TRP:CB	20:4:311:CLA:HMD3	2.22	0.70
5:A:396:PHE:HE2	5:A:616:PHE:CB	2.04	0.70
20:A:818:CLA:OBD	20:A:827:CLA:H43	1.91	0.70
6:B:172:GLU:HG3	6:B:301:ILE:HG13	1.72	0.70
20:B:823:CLA:H72	20:B:837:CLA:C3D	2.22	0.70
23:B:841:PQN:H2M1	23:B:841:PQN:H142	1.74	0.70
22:B:852:BCR:HC8	22:B:852:BCR:C33	2.22	0.70
12:H:45:ALA:O	12:H:47:PHE:N	2.25	0.70
2:2:113:ILE:HG13	2:2:114:LEU:N	2.06	0.70
4:4:97:LEU:C	4:4:99:HIS:N	2.36	0.70
20:4:306:CLA:CMC	20:4:306:CLA:CBC	2.33	0.70
5:A:59:ALA:O	5:A:61:ALA:N	2.23	0.70
5:A:225:VAL:O	5:A:229:ILE:HB	1.90	0.70
5:A:454:GLY:N	5:A:457:SER:HB3	2.00	0.70
5:A:545:HIS:CE1	5:A:612:VAL:HG22	2.27	0.70
20:A:822:CLA:HBB2	22:A:845:BCR:C35	2.17	0.70
21:A:854:LMU:O6'	21:A:854:LMU:H12	1.90	0.70
8:D:28:ILE:HG21	8:D:67:ILE:HG13	1.74	0.70
12:H:45:ALA:HB3	12:H:46:PRO:CD	2.21	0.70
20:K:101:CLA:HMD1	20:K:108:CLA:C4A	2.21	0.70
20:L:207:CLA:HED2	20:L:207:CLA:HAA2	1.74	0.70
18:R:37:UNK:O	18:R:43:UNK:N	2.24	0.70
1:1:57:ILE:O	1:1:59:VAL:C	2.30	0.70
3:3:163:PHE:O	3:3:164:PHE:HB2	1.91	0.70
5:A:470:LEU:HD13	6:B:95:HIS:HB3	1.72	0.70
20:A:825:CLA:HBA1	20:A:825:CLA:HBD	1.72	0.70
6:B:174:ARG:NH1	20:B:822:CLA:HMD1	2.07	0.70
6:B:369:ALA:O	6:B:725:LEU:CD1	2.38	0.70
6:B:730:SER:C	6:B:731:GLY:O	2.29	0.70
20:B:832:CLA:HMD2	20:B:833:CLA:C1C	2.21	0.70

Continued on next page...

Continued from previous page...

Atom-1	Atom-2	Interatomic distance (Å)	Clash overlap (Å)
9:E:42:GLU:HG2	9:E:43:SER:H	1.54	0.70
12:H:14:ILE:HG13	12:H:17:THR:OG1	1.92	0.70
1:1:179:THR:OG1	4:4:87:SER:OG	2.09	0.70
2:2:38:PRO:C	2:2:40:SER:OG	2.29	0.70
2:2:98:GLU:HG3	2:2:99:LEU:HG	1.73	0.70
20:2:322:CLA:H72	20:2:322:CLA:H42	1.72	0.70
4:4:31:ALA:O	4:4:32:GLU:C	2.30	0.70
20:4:304:CLA:CAA	20:4:304:CLA:CGD	2.70	0.70
5:A:385:LEU:O	5:A:386:ALA:CB	2.38	0.70
5:A:475:ASP:HB3	20:A:831:CLA:HED3	1.73	0.70
6:B:568:CYS:O	6:B:570:ILE:N	2.25	0.70
6:B:607:SER:HA	6:B:610:ASN:HD22	1.57	0.70
6:B:612:SER:HA	6:B:615:TYR:CE1	2.21	0.70
9:E:34:SER:O	9:E:35:LYS:HB3	1.91	0.70
10:F:116:GLN:C	10:F:118:GLU:H	1.92	0.70
12:H:10:ASP:HB3	12:H:13:ASP:HB2	1.72	0.70
19:P:1:GLC:C2	19:P:2:FRU:O5	2.35	0.70
1:1:142:GLU:OE1	20:1:201:CLA:C2D	2.40	0.70
2:2:195:ALA:HB1	2:2:197:LEU:HG	1.73	0.70
4:4:69:ILE:O	4:4:70:ILE:C	2.27	0.70
5:A:21:LEU:O	5:A:21:LEU:CD1	2.30	0.70
5:A:723:ARG:HG2	5:A:723:ARG:NH1	2.06	0.70
6:B:576:PHE:CE2	20:B:827:CLA:HAC1	2.26	0.70
20:B:827:CLA:HBC2	20:B:827:CLA:CMC	2.10	0.70
7:C:1:MET:CA	7:C:4:SER:OG	2.40	0.70
13:I:9:VAL:HG12	13:I:10:PRO:HD3	1.73	0.70
13:I:20:ALA:O	13:I:24:LEU:HB3	1.92	0.70
2:2:102:ILE:HG13	20:2:312:CLA:HMD2	1.74	0.69
2:2:113:ILE:HG13	2:2:114:LEU:H	1.57	0.69
5:A:141:ARG:HD3	10:F:39:ALA:HA	1.74	0.69
5:A:157:GLY:HA2	5:A:229:ILE:CG2	2.22	0.69
5:A:736:THR:HG21	20:A:828:CLA:H91	1.74	0.69
6:B:160:LYS:HZ3	6:B:160:LYS:HB2	1.56	0.69
6:B:293:THR:HG22	6:B:294:ASN:ND2	2.07	0.69
6:B:655:LEU:CD2	20:B:839:CLA:CBB	2.69	0.69
13:I:7:LEU:HD12	22:I:103:BCR:H333	0.89	0.69
22:3:314:BCR:H23C	22:3:314:BCR:H393	0.77	0.69
5:A:164:LEU:HA	5:A:167:THR:HG23	1.73	0.69
22:B:846:BCR:H17C	20:B:850:CLA:C10	2.18	0.69
21:H:107:LMU:O2B	21:H:107:LMU:H5'	1.92	0.69
16:L:163:LEU:HB3	16:L:164:PRO:CD	2.11	0.69

Continued on next page...

Continued from previous page...

Atom-1	Atom-2	Interatomic distance (Å)	Clash overlap (Å)
21:R:104:LMU:O2'	21:R:104:LMU:C5'	2.30	0.69
4:4:93:ILE:O	4:4:94:GLU:C	2.29	0.69
4:4:98:SER:C	4:4:102:GLU:OE1	2.30	0.69
4:4:106:TRP:C	4:4:108:ASP:N	2.42	0.69
4:4:121:PHE:HD1	4:4:128:ALA:HB3	1.57	0.69
5:A:308:ILE:HG13	20:A:816:CLA:HBB1	1.74	0.69
5:A:453:LEU:HD13	5:A:547:PHE:HA	1.74	0.69
5:A:685:VAL:HG12	5:A:741:GLY:HA2	1.74	0.69
20:A:819:CLA:H61	22:A:846:BCR:H19C	1.73	0.69
7:C:44:ARG:HH22	8:D:127:ARG:NE	1.90	0.69
8:D:111:TYR:HD2	8:D:114:PRO:CB	2.05	0.69
9:E:90:VAL:O	9:E:91:ALA:C	2.30	0.69
21:K:105:LMU:O6'	21:K:105:LMU:H41	1.91	0.69
16:L:43:TYR:O	16:L:44:ARG:HB2	1.91	0.69
17:N:76:LYS:HG3	17:N:77:CYS:N	2.00	0.69
21:R:109:LMU:O5B	21:R:109:LMU:C6'	2.39	0.69
5:A:370:ILE:HD12	20:A:824:CLA:O1D	1.92	0.69
5:A:567:ARG:HH11	8:D:35:GLY:CA	2.02	0.69
20:A:851:CLA:CAD	20:A:851:CLA:CED	2.70	0.69
6:B:269:TRP:HE3	6:B:270:LEU:H	1.38	0.69
12:H:53:LEU:CG	12:H:54:LEU:H	2.04	0.69
20:H:102:CLA:C2C	22:I:103:BCR:HC21	2.22	0.69
16:L:158:MET:CG	16:L:159:TYR:H	2.04	0.69
21:R:109:LMU:O6'	21:R:109:LMU:C1'	2.40	0.69
20:B:817:CLA:HBB2	20:B:822:CLA:H41	1.75	0.69
10:F:22:LEU:C	10:F:24:LYS:H	1.93	0.69
16:L:64:LEU:HA	16:L:67:PRO:HG2	1.73	0.69
18:R:34:UNK:C	18:R:38:UNK:CB	2.71	0.69
2:2:100:VAL:HG22	2:2:101:PHE:N	2.07	0.69
5:A:449:VAL:HG22	20:A:836:CLA:HMC3	1.75	0.69
20:A:838:CLA:H71	20:A:852:CLA:H171	1.72	0.69
6:B:124:TRP:HE1	6:B:129:LEU:HD22	1.57	0.69
6:B:409:ALA:C	6:B:411:MET:H	1.96	0.69
20:B:823:CLA:HHD	20:B:823:CLA:HBC3	1.74	0.69
7:C:31:TRP:HB2	7:C:39:ILE:HG21	1.75	0.69
10:F:15:ALA:O	10:F:18:GLU:HB2	1.92	0.69
10:F:47:GLU:HG3	10:F:51:LYS:CE	2.09	0.69
19:Z:1:GLC:O2	19:Z:1:GLC:H5	1.89	0.69
4:4:81:GLU:HA	4:4:81:GLU:OE2	1.92	0.69
4:4:121:PHE:O	4:4:143:PHE:HD2	1.74	0.69
5:A:263:ALA:O	5:A:264:GLU:HG3	1.93	0.69

Continued on next page...

Continued from previous page...

Atom-1	Atom-2	Interatomic distance (Å)	Clash overlap (Å)
20:A:808:CLA:C4	22:A:847:BCR:H383	2.23	0.69
6:B:25:ILE:HG21	22:L:210:BCR:H292	0.70	0.69
6:B:336:LEU:HD13	20:B:822:CLA:HBB1	1.75	0.69
7:C:78:GLY:O	7:C:81:TYR:CE1	2.42	0.69
10:F:21:ALA:O	10:F:22:LEU:C	2.28	0.69
22:F:203:BCR:H333	20:F:205:CLA:HBB	1.74	0.69
2:2:98:GLU:HG2	2:2:99:LEU:CD1	2.21	0.69
20:2:322:CLA:H152	20:2:322:CLA:C9	2.22	0.69
3:3:52:LYS:C	3:3:56:TYR:CD2	2.65	0.69
4:4:70:ILE:C	4:4:72:VAL:H	1.94	0.69
4:4:121:PHE:CD1	4:4:143:PHE:CE2	2.81	0.69
5:A:436:LEU:O	5:A:439:ARG:HB3	1.93	0.69
5:A:615:HIS:CE1	20:A:834:CLA:HBC3	2.28	0.69
22:A:847:BCR:H311	20:A:852:CLA:H142	1.73	0.69
6:B:124:TRP:O	6:B:124:TRP:HD1	1.76	0.69
6:B:178:HIS:C	6:B:180:SER:H	1.94	0.69
6:B:242:HIS:O	6:B:243:LEU:HG	1.93	0.69
6:B:404:ALA:C	6:B:406:ASN:N	2.45	0.69
6:B:438:VAL:O	6:B:441:ASP:N	2.26	0.69
6:B:692:ARG:HH22	6:B:694:ARG:HG2	1.57	0.69
23:B:841:PQN:H192	22:B:846:BCR:C10	2.09	0.69
22:B:846:BCR:H382	22:B:846:BCR:C23	2.11	0.69
20:B:850:CLA:H91	20:B:851:CLA:C9	2.22	0.69
7:C:2:SER:O	7:C:3:HIS:ND1	2.26	0.69
7:C:12:ILE:HB	7:C:38:GLN:O	1.93	0.69
21:E:101:LMU:C1	21:E:101:LMU:C6	2.71	0.69
11:G:62:ASP:HB2	11:G:63:PRO:HD3	1.73	0.69
16:L:25:THR:O	16:L:28:THR:HB	1.92	0.69
21:N:101:LMU:H51	21:N:101:LMU:H6E	0.72	0.69
19:Z:1:GLC:HO2	19:Z:1:GLC:C5	2.05	0.69
20:1:215:CLA:C2A	20:1:215:CLA:CGD	2.71	0.69
4:4:73:PRO:HB2	4:4:75:TRP:HB2	1.73	0.69
4:4:97:LEU:O	4:4:98:SER:C	2.31	0.69
4:4:146:THR:O	4:4:146:THR:HG22	1.92	0.69
5:A:259:TYR:CD2	5:A:280:PHE:HA	2.28	0.69
5:A:582:ASP:OD1	5:A:586:ARG:NH1	2.18	0.69
5:A:585:GLY:O	5:A:589:THR:OG1	2.11	0.69
6:B:292:ARG:NH2	6:B:297:ILE:HG13	2.07	0.69
7:C:55:GLU:C	7:C:57:ALA:H	1.96	0.69
8:D:102:ARG:NE	8:D:110:GLN:HB2	2.07	0.69
16:L:113:SER:O	16:L:116:PRO:HD2	1.92	0.69

Continued on next page...

Continued from previous page...

Atom-1	Atom-2	Interatomic distance (Å)	Clash overlap (Å)
2:2:100:VAL:HG22	2:2:101:PHE:H	1.56	0.69
3:3:97:PHE:CD2	3:3:97:PHE:N	2.59	0.69
3:3:182:LYS:O	3:3:186:ASN:N	2.23	0.69
5:A:390:ALA:HA	5:A:393:LEU:HD23	1.75	0.69
5:A:472:ARG:O	5:A:474:GLN:HG3	1.93	0.69
20:A:815:CLA:CED	20:A:815:CLA:C2A	2.70	0.69
20:A:850:CLA:HBC3	20:A:850:CLA:HHD	1.75	0.69
21:A:854:LMU:C2	21:A:854:LMU:C7	2.71	0.69
6:B:124:TRP:CD1	6:B:129:LEU:HD13	2.28	0.69
6:B:561:GLY:HA3	7:C:52:LYS:CG	2.21	0.69
20:B:807:CLA:CMC	22:B:846:BCR:H282	2.22	0.69
20:B:830:CLA:H51	22:F:203:BCR:H401	1.75	0.69
11:G:13:GLY:HA2	11:G:16:LEU:CG	2.23	0.69
21:H:104:LMU:H11	21:H:104:LMU:H3'	1.73	0.69
14:J:10:VAL:CG1	14:J:11:ALA:N	2.56	0.69
17:N:55:GLN:O	17:N:56:LYS:CG	2.41	0.69
18:R:51:UNK:O	18:R:52:UNK:CB	2.41	0.69
4:4:121:PHE:HZ	4:4:125:SER:O	1.76	0.68
20:A:808:CLA:HMB1	20:A:809:CLA:H11	1.75	0.68
6:B:468:GLY:O	6:B:470:THR:N	2.26	0.68
20:B:812:CLA:HMB3	22:B:844:BCR:H311	1.73	0.68
20:B:816:CLA:CGA	20:B:816:CLA:C3A	2.70	0.68
20:B:818:CLA:H2	20:B:818:CLA:NB	2.08	0.68
10:F:52:ARG:NH1	10:F:55:ASN:OD1	2.26	0.68
11:G:28:ARG:HD2	11:G:33:LYS:HE2	1.75	0.68
20:3:308:CLA:HAC2	20:K:103:CLA:H91	1.75	0.68
4:4:124:TYR:HB2	4:4:143:PHE:CD1	2.26	0.68
5:A:396:PHE:HE2	5:A:616:PHE:CG	2.10	0.68
6:B:347:LEU:HD13	6:B:351:HIS:HD1	1.58	0.68
7:C:65:VAL:HG12	7:C:66:ARG:H	1.57	0.68
12:H:32:TYR:OH	16:L:44:ARG:NE	2.18	0.68
17:N:67:LEU:CA	17:N:68:GLU:CG	2.70	0.68
20:R:108:CLA:H91	21:R:109:LMU:H4O1	1.58	0.68
2:2:51:HIS:O	2:2:54:TRP:HB2	1.94	0.68
21:2:318:LMU:O2'	21:2:318:LMU:C1	2.39	0.68
4:4:128:ALA:H	4:4:143:PHE:HZ	1.36	0.68
4:4:169:GLN:HG2	20:4:305:CLA:HAC2	1.75	0.68
4:4:192:THR:CG2	4:4:195:GLN:H	1.99	0.68
4:4:192:THR:HG21	4:4:195:GLN:CA	2.21	0.68
5:A:206:HIS:O	5:A:211:LEU:HD23	1.93	0.68
5:A:269:PHE:CE1	15:K:14:THR:CG2	2.74	0.68

Continued on next page...

Continued from previous page...

Atom-1	Atom-2	Interatomic distance (Å)	Clash overlap (Å)
5:A:370:ILE:HG23	5:A:403:GLY:CA	2.22	0.68
5:A:520:LEU:HD22	21:A:848:LMU:O2'	1.92	0.68
20:A:824:CLA:HBB2	20:A:836:CLA:H3A	1.75	0.68
6:B:188:LEU:HD11	20:B:813:CLA:CBB	2.23	0.68
6:B:299:HIS:CE1	20:B:820:CLA:HMD1	2.29	0.68
21:B:847:LMU:H61	21:B:847:LMU:C10	2.23	0.68
16:L:69:VAL:HG11	16:L:84:GLY:H	1.58	0.68
16:L:77:THR:HG21	16:L:82:ALA:HB1	1.74	0.68
20:2:322:CLA:H41	20:2:322:CLA:H93	1.75	0.68
3:3:197:TYR:OH	20:3:304:CLA:CHC	2.41	0.68
4:4:36:ASN:C	4:4:39:TRP:CG	2.67	0.68
4:4:71:ASN:O	4:4:72:VAL:C	2.30	0.68
4:4:97:LEU:C	4:4:99:HIS:H	1.94	0.68
5:A:51:THR:CG2	20:A:837:CLA:HBB2	2.18	0.68
5:A:206:HIS:C	5:A:211:LEU:HD23	2.14	0.68
5:A:408:VAL:HG11	5:A:602:LEU:HD23	1.75	0.68
5:A:464:ASN:HD22	5:A:464:ASN:H	1.39	0.68
5:A:472:ARG:HH22	16:L:74:LEU:HD21	1.58	0.68
6:B:711:VAL:O	6:B:711:VAL:CG1	2.42	0.68
21:B:847:LMU:C6	21:B:847:LMU:C10	2.66	0.68
25:B:848:LMG:O3	7:C:70:TRP:NE1	2.26	0.68
7:C:20:ALA:O	7:C:21:CYS:CB	2.41	0.68
13:I:10:PRO:HA	13:I:14:LEU:HB2	1.74	0.68
16:L:13:PRO:O	16:L:14:LEU:HB2	1.93	0.68
16:L:65:VAL:C	16:L:67:PRO:HD2	2.12	0.68
17:N:65:LEU:HD23	17:N:66:ASP:O	1.93	0.68
20:1:206:CLA:H122	20:1:206:CLA:H61	1.76	0.68
3:3:87:GLU:CB	22:3:314:BCR:H382	2.22	0.68
5:A:22:VAL:C	5:A:23:ASP:O	2.29	0.68
5:A:170:GLY:O	5:A:173:VAL:CG2	2.39	0.68
5:A:174:PHE:CE2	20:A:805:CLA:H152	2.27	0.68
5:A:475:ASP:OD2	16:L:74:LEU:HA	1.93	0.68
5:A:620:MET:HG3	5:A:625:TRP:CE2	2.28	0.68
5:A:720:THR:O	5:A:720:THR:HG22	1.93	0.68
20:A:830:CLA:O1A	20:A:841:CLA:C1	2.41	0.68
6:B:469:LYS:HE2	6:B:471:THR:OG1	1.93	0.68
10:F:95:GLY:O	10:F:99:TRP:HB2	1.93	0.68
17:N:40:CYS:N	17:N:41:LYS:HA	2.09	0.68
4:4:117:GLN:O	4:4:122:LYS:C	2.31	0.68
5:A:472:ARG:HH12	16:L:74:LEU:CG	1.96	0.68
20:A:807:CLA:C3B	22:J:102:BCR:H332	2.11	0.68

Continued on next page...

Continued from previous page...

Atom-1	Atom-2	Interatomic distance (Å)	Clash overlap (Å)
21:A:849:LMU:O5B	21:A:849:LMU:H5'	1.93	0.68
6:B:294:ASN:OD1	11:G:38:GLN:CA	2.37	0.68
6:B:696:LYS:HG2	7:C:80:ALA:HA	1.75	0.68
20:B:803:CLA:H52	20:B:803:CLA:NC	2.09	0.68
20:B:810:CLA:HAC1	20:B:811:CLA:CBB	2.16	0.68
17:N:61:LEU:HD12	17:N:63:ASP:HB2	1.74	0.68
2:2:39:GLU:HA	2:2:40:SER:HB2	1.73	0.68
3:3:93:PHE:N	3:3:95:THR:H	1.89	0.68
3:3:181:LEU:CA	3:3:182:LYS:HG3	2.20	0.68
5:A:374:GLN:O	5:A:377:TYR:HD2	1.77	0.68
5:A:425:THR:O	5:A:427:ARG:NE	2.26	0.68
5:A:603:PHE:HZ	5:A:693:LEU:HD21	1.59	0.68
20:A:824:CLA:H172	22:A:845:BCR:H332	1.75	0.68
20:A:825:CLA:H143	20:A:825:CLA:H101	1.74	0.68
20:A:851:CLA:HMB3	20:B:849:CLA:C18	2.22	0.68
21:A:854:LMU:C11	21:A:854:LMU:H71	2.23	0.68
6:B:269:TRP:CD1	6:B:497:TRP:CH2	2.82	0.68
20:B:830:CLA:HBB2	22:F:202:BCR:C27	2.24	0.68
13:I:14:LEU:C	13:I:17:PRO:HD2	2.14	0.68
1:1:57:ILE:CD1	1:1:57:ILE:O	2.39	0.68
3:3:63:ARG:CZ	3:3:185:LYS:HG2	2.24	0.68
3:3:88:THR:N	22:3:314:BCR:H383	2.09	0.68
4:4:40:PHE:O	4:4:43:ALA:CB	2.29	0.68
5:A:88:ILE:HG22	5:A:89:ILE:N	2.09	0.68
5:A:158:ILE:HG22	20:A:814:CLA:HED3	1.75	0.68
5:A:207:LEU:HA	5:A:211:LEU:CG	2.23	0.68
5:A:400:MET:O	5:A:609:ILE:HD12	1.94	0.68
6:B:273:VAL:O	6:B:277:HIS:HD2	1.75	0.68
6:B:388:ALA:C	6:B:391:PRO:CD	2.61	0.68
6:B:697:PRO:HB3	20:B:838:CLA:HBC3	1.76	0.68
7:C:70:TRP:O	7:C:72:GLU:CB	2.41	0.68
9:E:53:VAL:O	9:E:55:VAL:N	2.25	0.68
11:G:12:THR:HG22	11:G:72:LEU:CD1	2.24	0.68
15:K:4:GLY:HA2	15:K:7:THR:HB	1.75	0.68
2:2:127:ASN:HB3	14:J:1:MET:O	1.94	0.68
3:3:93:PHE:H	3:3:95:THR:N	1.89	0.68
20:3:313:CLA:H102	20:3:313:CLA:H143	1.76	0.68
4:4:36:ASN:OD1	4:4:39:TRP:CD1	2.47	0.68
4:4:164:LEU:O	4:4:167:ILE:N	2.27	0.68
5:A:68:THR:C	5:A:70:ASP:H	1.97	0.68
5:A:244:LEU:HB2	5:A:247:GLU:HB2	1.76	0.68

Continued on next page...

Continued from previous page...

Atom-1	Atom-2	Interatomic distance (Å)	Clash overlap (Å)
5:A:309:LEU:O	5:A:310:PHE:HB2	1.93	0.68
5:A:624:VAL:O	5:A:636:HIS:HD2	1.75	0.68
20:A:815:CLA:HED2	20:A:815:CLA:CBA	2.24	0.68
6:B:160:LYS:HE3	6:B:161:TRP:CD2	2.28	0.68
6:B:178:HIS:O	6:B:180:SER:N	2.27	0.68
6:B:595:HIS:CD2	6:B:623:TYR:OH	2.47	0.68
6:B:689:ASN:O	6:B:691:ILE:N	2.26	0.68
20:B:823:CLA:HED2	20:B:824:CLA:HMD1	1.76	0.68
8:D:49:THR:HG22	8:D:99:GLN:HB3	1.75	0.68
10:F:25:LEU:HD23	10:F:46:MET:HB3	1.73	0.68
17:N:33:TYR:O	17:N:34:THR:HG22	1.94	0.68
17:N:40:CYS:H	17:N:41:LYS:HA	1.58	0.68
3:3:92:TRP:CA	3:3:93:PHE:CG	2.74	0.68
4:4:193:ILE:O	4:4:194:VAL:C	2.29	0.68
5:A:131:ILE:HD13	6:B:446:PHE:C	2.14	0.68
20:A:819:CLA:H162	20:A:819:CLA:H111	1.76	0.68
6:B:46:ILE:HG21	20:B:805:CLA:HBC3	1.74	0.68
6:B:187:SER:O	6:B:189:ALA:N	2.27	0.68
6:B:267:SER:HA	6:B:356:PRO:O	1.94	0.68
20:B:826:CLA:H101	22:B:844:BCR:H343	1.76	0.68
22:B:852:BCR:H23C	22:B:852:BCR:C38	2.24	0.68
20:L:201:CLA:H2	20:L:201:CLA:H72	1.76	0.68
19:X:1:GLC:H2	19:X:2:FRU:O4	1.94	0.68
2:2:124:ILE:HB	2:2:129:LYS:HB3	1.74	0.67
4:4:147:LEU:HD22	4:4:148:GLU:CG	2.21	0.67
5:A:204:ASN:O	5:A:205:HIS:CB	2.36	0.67
5:A:207:LEU:HB2	20:A:819:CLA:HBB2	1.75	0.67
5:A:618:TRP:O	5:A:622:SER:HB3	1.94	0.67
20:A:838:CLA:H142	20:A:852:CLA:H143	1.76	0.67
20:A:851:CLA:C1	6:B:616:LEU:HG	2.22	0.67
6:B:174:ARG:O	6:B:175:LEU:HB3	1.95	0.67
6:B:633:ASN:ND2	6:B:636:THR:HB	2.09	0.67
20:B:851:CLA:H142	22:I:101:BCR:C4	2.24	0.67
12:H:74:GLN:OE1	12:H:74:GLN:O	2.12	0.67
14:J:22:LEU:O	14:J:25:LEU:N	2.27	0.67
21:K:104:LMU:O6B	21:K:104:LMU:C1B	2.42	0.67
3:3:50:GLU:O	3:3:53:TRP:N	2.27	0.67
20:A:828:CLA:H152	20:A:828:CLA:H101	1.76	0.67
20:A:851:CLA:C3B	6:B:589:TRP:CH2	2.77	0.67
6:B:140:ILE:HD13	6:B:140:ILE:H	1.59	0.67
6:B:141:PHE:HD2	6:B:144:PHE:CE1	2.12	0.67

Continued on next page...

Continued from previous page...

Atom-1	Atom-2	Interatomic distance (Å)	Clash overlap (Å)
6:B:347:LEU:HD21	6:B:351:HIS:HE1	1.59	0.67
20:B:821:CLA:H42	20:B:821:CLA:CHB	2.23	0.67
22:B:846:BCR:C20	20:B:850:CLA:H151	2.24	0.67
7:C:73:THR:N	7:C:76:SER:OG	2.27	0.67
7:C:75:ARG:HH22	8:D:110:GLN:CD	1.96	0.67
8:D:28:ILE:CG2	8:D:67:ILE:HG13	2.25	0.67
11:G:28:ARG:NH2	11:G:29:GLU:O	2.28	0.67
21:R:102:LMU:O2'	21:R:102:LMU:H5'	1.92	0.67
3:3:92:TRP:HZ2	5:A:250:LEU:HB2	1.60	0.67
4:4:37:LEU:CA	4:4:39:TRP:CG	2.77	0.67
4:4:70:ILE:O	4:4:72:VAL:N	2.27	0.67
5:A:118:PRO:HB3	5:A:150:PHE:CE2	2.29	0.67
5:A:154:ARG:HH21	5:A:233:LEU:HD13	1.58	0.67
5:A:390:ALA:HA	5:A:393:LEU:CD2	2.24	0.67
5:A:680:LEU:HD21	6:B:617:MET:CE	2.24	0.67
5:A:705:GLU:HB3	6:B:545:LYS:HZ1	1.58	0.67
20:A:836:CLA:HBC3	20:A:836:CLA:CMC	2.21	0.67
20:A:841:CLA:H152	22:B:852:BCR:H352	1.76	0.67
23:A:842:PQN:H142	22:F:202:BCR:HC22	1.75	0.67
6:B:450:GLU:O	6:B:452:GLN:N	2.25	0.67
6:B:552:ASP:HA	8:D:144:ILE:HG22	1.76	0.67
6:B:598:HIS:HB3	6:B:602:TRP:CZ3	2.30	0.67
6:B:649:MET:O	6:B:653:GLY:N	2.26	0.67
12:H:63:SER:O	12:H:67:TYR:HB2	1.94	0.67
17:N:18:ASP:HB2	17:N:22:LEU:CD1	2.23	0.67
17:N:44:GLU:O	17:N:46:PHE:N	2.27	0.67
17:N:62:SER:HB2	17:N:66:ASP:OD1	1.94	0.67
2:2:97:VAL:O	2:2:100:VAL:HG13	1.94	0.67
21:3:322:LMU:H32	21:3:322:LMU:H71	1.77	0.67
5:A:25:ASP:N	5:A:26:PRO:CD	2.56	0.67
20:A:833:CLA:C2A	20:A:839:CLA:HBB1	2.25	0.67
6:B:30:ASP:OD2	6:B:396:ARG:NH1	2.26	0.67
6:B:398:TYR:HD1	6:B:542:ARG:NH2	1.91	0.67
8:D:60:MET:HG3	8:D:61:PRO:O	1.94	0.67
12:H:54:LEU:HD13	12:H:55:LYS:HG3	1.76	0.67
20:L:201:CLA:HED3	20:L:201:CLA:O1A	1.94	0.67
21:R:104:LMU:O2'	21:R:104:LMU:H1B	1.95	0.67
1:1:64:GLY:C	1:1:66:GLY:O	2.33	0.67
20:1:215:CLA:CED	20:1:215:CLA:CHA	2.72	0.67
20:1:215:CLA:CBD	20:1:215:CLA:HAA2	2.25	0.67
20:A:825:CLA:HBC2	20:A:825:CLA:CMC	2.16	0.67

Continued on next page...

Continued from previous page...

Atom-1	Atom-2	Interatomic distance (Å)	Clash overlap (Å)
20:A:826:CLA:H202	22:J:102:BCR:C15	2.24	0.67
20:B:815:CLA:CAD	20:B:824:CLA:CBB	2.71	0.67
20:B:851:CLA:HBB	20:B:851:CLA:C4	2.23	0.67
8:D:39:LYS:CD	8:D:42:VAL:CG1	2.72	0.67
16:L:60:HIS:HD2	20:L:208:CLA:HED1	1.57	0.67
17:N:61:LEU:HD12	17:N:62:SER:O	1.92	0.67
21:R:103:LMU:O6'	21:R:103:LMU:H12	1.94	0.67
2:2:98:GLU:HG2	2:2:99:LEU:HD11	1.76	0.67
4:4:194:VAL:CA	4:4:195:GLN:C	2.61	0.67
20:B:832:CLA:HMB3	20:B:835:CLA:HED3	1.77	0.67
8:D:126:GLY:C	8:D:127:ARG:HG2	2.14	0.67
11:G:28:ARG:HG2	11:G:29:GLU:H	1.56	0.67
11:G:49:THR:OG1	11:G:50:ARG:N	2.28	0.67
20:1:202:CLA:CBA	20:1:202:CLA:O2D	2.38	0.67
2:2:127:ASN:OD1	14:J:2:ARG:HA	1.93	0.67
2:2:189:ILE:HD13	2:2:189:ILE:H	1.58	0.67
3:3:74:ALA:CA	20:3:307:CLA:C1D	2.70	0.67
4:4:88:SER:C	4:4:90:LEU:HD22	2.14	0.67
4:4:118:ASP:OD1	4:4:118:ASP:N	2.27	0.67
5:A:270:PHE:CZ	20:A:839:CLA:O2A	2.47	0.67
20:A:808:CLA:H43	22:A:847:BCR:H383	1.77	0.67
20:A:825:CLA:HBA1	20:A:825:CLA:CBD	2.25	0.67
20:A:835:CLA:ND	20:A:835:CLA:H11	2.10	0.67
6:B:349:ALA:HB2	6:B:375:HIS:HB3	1.77	0.67
6:B:426:SER:O	6:B:430:GLY:N	2.26	0.67
22:B:846:BCR:C33	22:B:846:BCR:HC8	2.24	0.67
10:F:140:ALA:O	10:F:144:LEU:HB3	1.95	0.67
12:H:67:TYR:O	12:H:70:ALA:O	2.13	0.67
20:H:102:CLA:CAC	22:I:103:BCR:C2	2.71	0.67
15:K:31:ASN:H	15:K:32:ARG:HH11	1.39	0.67
20:K:108:CLA:O2A	20:K:108:CLA:H43	1.94	0.67
16:L:108:LYS:O	16:L:132:SER:CB	2.40	0.67
17:N:2:VAL:HG23	17:N:2:VAL:O	1.95	0.67
21:N:101:LMU:H32	21:N:101:LMU:C5'	2.24	0.67
3:3:47:GLY:O	3:3:49:ILE:N	2.27	0.67
4:4:34:PRO:CB	4:4:35:GLU:OE1	2.43	0.67
4:4:106:TRP:O	4:4:108:ASP:N	2.28	0.67
20:4:304:CLA:HAA2	20:4:304:CLA:HED3	0.72	0.67
5:A:107:GLU:OE1	5:A:161:GLU:CG	2.43	0.67
5:A:203:LEU:H	5:A:203:LEU:HD12	1.59	0.67
5:A:618:TRP:CZ2	5:A:655:ASP:CB	2.77	0.67

Continued on next page...

Continued from previous page...

Atom-1	Atom-2	Interatomic distance (Å)	Clash overlap (Å)
6:B:127:ILE:CD1	6:B:193:HIS:CE1	2.78	0.67
20:B:810:CLA:HAC2	20:B:811:CLA:HBB2	0.67	0.67
22:B:846:BCR:H19C	20:B:850:CLA:C15	2.22	0.67
21:B:847:LMU:H72	21:B:847:LMU:H111	1.77	0.67
7:C:60:THR:CG2	7:C:63:LEU:O	2.43	0.67
10:F:123:VAL:HB	10:F:126:ALA:C	2.15	0.67
12:H:30:SER:O	12:H:31:PRO:O	2.11	0.67
20:H:101:CLA:HMA2	20:H:101:CLA:C2	2.19	0.67
2:2:102:ILE:HD11	20:2:312:CLA:HMD1	1.76	0.67
2:2:189:ILE:O	2:2:190:ASP:HB3	1.95	0.67
3:3:63:ARG:NH1	3:3:185:LYS:O	2.28	0.67
3:3:107:TRP:CD1	3:3:108:ALA:CA	2.77	0.67
4:4:101:VAL:O	4:4:104:ARG:HB3	1.94	0.67
4:4:121:PHE:CZ	4:4:125:SER:O	2.48	0.67
5:A:207:LEU:CD2	5:A:314:GLY:HA2	2.25	0.67
20:A:801:CLA:O1D	20:A:801:CLA:CBA	2.43	0.67
20:A:824:CLA:O1A	20:A:824:CLA:C2	2.41	0.67
6:B:98:GLN:O	6:B:100:ALA:N	2.28	0.67
6:B:646:TRP:CH2	6:B:726:ILE:HD13	2.29	0.67
7:C:66:ARG:HG2	7:C:66:ARG:NH2	1.95	0.67
22:I:103:BCR:C8	22:I:103:BCR:H311	2.22	0.67
3:3:173:GLU:CG	3:3:174:LYS:N	2.57	0.67
4:4:169:GLN:CD	20:4:305:CLA:HHD	2.14	0.67
5:A:217:SER:HA	22:A:843:BCR:C35	2.23	0.67
5:A:629:ASN:HD21	5:A:633:VAL:HG23	1.59	0.67
5:A:692:PHE:CZ	20:A:838:CLA:HBC3	2.29	0.67
20:A:828:CLA:H152	20:A:828:CLA:C10	2.25	0.67
20:F:206:CLA:CED	20:F:206:CLA:CAD	2.73	0.67
1:1:179:THR:HG21	4:4:87:SER:O	1.94	0.66
2:2:102:ILE:C	20:2:311:CLA:CBB	2.55	0.66
3:3:97:PHE:O	3:3:98:ILE:HG23	1.95	0.66
3:3:106:TYR:CG	3:3:107:TRP:CD1	2.84	0.66
4:4:36:ASN:CA	4:4:39:TRP:CE3	2.78	0.66
5:A:27:ILE:CD1	5:A:27:ILE:C	2.63	0.66
20:A:815:CLA:HBB1	22:A:843:BCR:H352	1.76	0.66
20:A:850:CLA:HBC3	20:A:850:CLA:CHD	2.25	0.66
20:B:823:CLA:CAD	20:B:835:CLA:HBB1	2.25	0.66
20:B:839:CLA:C19	13:I:21:MET:CB	2.72	0.66
7:C:66:ARG:HH21	7:C:66:ARG:CG	2.03	0.66
9:E:87:VAL:O	9:E:89:GLU:N	2.27	0.66
10:F:130:LEU:HD12	10:F:131:PHE:CD1	2.30	0.66

Continued on next page...

Continued from previous page...

Atom-1	Atom-2	Interatomic distance (Å)	Clash overlap (Å)
10:F:130:LEU:HD12	10:F:131:PHE:HD1	1.60	0.66
20:K:108:CLA:O2A	20:K:108:CLA:C4	2.42	0.66
19:X:1:GLC:C2	19:X:2:FRU:O4	2.42	0.66
20:4:306:CLA:HAA2	20:4:306:CLA:HBD	1.77	0.66
5:A:114:THR:CG2	5:A:115:HIS:CE1	2.75	0.66
5:A:397:THR:HB	5:A:613:ILE:CD1	2.26	0.66
5:A:708:VAL:HA	5:A:711:HIS:CD2	2.30	0.66
20:A:815:CLA:O1A	20:A:815:CLA:NA	2.28	0.66
20:A:851:CLA:H122	20:A:851:CLA:H92	1.77	0.66
6:B:154:TRP:HD1	6:B:158:GLN:HG2	1.59	0.66
6:B:247:THR:CG2	6:B:250:ALA:HB3	2.25	0.66
6:B:292:ARG:NH2	6:B:297:ILE:H	1.93	0.66
6:B:418:ILE:O	6:B:422:LEU:HD12	1.94	0.66
6:B:576:PHE:HE2	20:B:827:CLA:HAC1	1.58	0.66
7:C:55:GLU:O	7:C:57:ALA:N	2.21	0.66
20:J:101:CLA:HBC2	20:J:101:CLA:CMC	2.23	0.66
1:1:25:ASP:HB3	1:1:26:PRO:HD2	1.77	0.66
5:A:22:VAL:CG1	5:A:23:ASP:H	2.08	0.66
5:A:98:PHE:O	5:A:99:HIS:HB2	1.94	0.66
5:A:160:SER:HB2	5:A:163:GLN:OE1	1.96	0.66
5:A:631:GLN:HG3	5:A:631:GLN:O	1.96	0.66
6:B:127:ILE:CD1	6:B:193:HIS:HE1	2.08	0.66
20:B:803:CLA:H191	10:F:104:TYR:CB	2.22	0.66
7:C:14:CYS:SG	7:C:14:CYS:O	2.53	0.66
9:E:89:GLU:HG2	9:E:92:ALA:H	1.60	0.66
10:F:104:TYR:O	10:F:104:TYR:CD2	2.47	0.66
16:L:99:LEU:HD11	22:L:210:BCR:C31	2.26	0.66
17:N:65:LEU:O	17:N:67:LEU:N	2.29	0.66
17:N:80:ASN:OD1	17:N:82:PHE:HA	1.95	0.66
19:V:1:GLC:O5	19:V:2:FRU:H12	1.94	0.66
4:4:34:PRO:CA	4:4:35:GLU:OE1	2.44	0.66
4:4:93:ILE:O	4:4:95:PHE:N	2.27	0.66
4:4:108:ASP:OD2	4:4:108:ASP:C	2.30	0.66
5:A:42:ARG:C	5:A:44:ILE:H	1.98	0.66
5:A:173:VAL:HG23	5:A:174:PHE:HD1	1.61	0.66
5:A:458:PHE:CD2	20:B:850:CLA:CMB	2.78	0.66
5:A:660:GLN:O	5:A:661:ALA:CB	2.42	0.66
20:A:830:CLA:C15	22:L:210:BCR:C36	2.74	0.66
20:A:851:CLA:H11	6:B:616:LEU:CG	2.23	0.66
6:B:81:PRO:HG2	6:B:360:PHE:CD1	2.30	0.66
6:B:141:PHE:HA	6:B:144:PHE:CD1	2.31	0.66

Continued on next page...

Continued from previous page...

Atom-1	Atom-2	Interatomic distance (Å)	Clash overlap (Å)
6:B:414:HIS:O	6:B:414:HIS:CG	2.49	0.66
6:B:530:THR:HG22	20:B:823:CLA:HMC1	1.76	0.66
20:B:814:CLA:CBC	20:B:814:CLA:CHD	2.74	0.66
8:D:44:GLU:CB	8:D:46:TYR:HE2	2.04	0.66
10:F:80:TRP:HZ3	20:F:205:CLA:CMC	2.08	0.66
16:L:99:LEU:HD11	22:L:210:BCR:HC7	1.76	0.66
17:N:45:ASN:HD21	17:N:54:LYS:HB2	1.51	0.66
17:N:81:VAL:O	17:N:83:TRP:N	2.29	0.66
21:2:319:LMU:H4'	21:2:319:LMU:O2B	1.94	0.66
4:4:69:ILE:O	4:4:71:ASN:N	2.29	0.66
5:A:123:VAL:HG22	5:A:133:ASN:OD1	1.94	0.66
5:A:129:GLN:O	5:A:130:GLU:HB2	1.95	0.66
5:A:229:ILE:CG1	5:A:243:PRO:HB3	2.25	0.66
5:A:269:PHE:HE1	15:K:14:THR:CG2	2.09	0.66
5:A:578:ARG:O	5:A:579:PHE:CD1	2.49	0.66
20:B:804:CLA:HBC3	20:B:827:CLA:H51	1.77	0.66
20:B:811:CLA:HMC1	20:B:811:CLA:CBC	2.22	0.66
12:H:44:ALA:HB2	16:L:145:PHE:CE1	2.29	0.66
13:I:14:LEU:O	13:I:17:PRO:HD2	1.95	0.66
1:1:27:LEU:HD21	6:B:314:ARG:HD3	1.75	0.66
20:1:215:CLA:HAA2	20:1:215:CLA:HBD	1.76	0.66
5:A:432:LEU:HA	5:A:435:VAL:HG13	1.78	0.66
5:A:711:HIS:CG	20:A:837:CLA:HBC1	2.30	0.66
20:A:819:CLA:HMC1	20:A:819:CLA:CBC	2.24	0.66
20:A:820:CLA:H2A	20:A:820:CLA:O1D	1.95	0.66
20:A:851:CLA:HED1	20:B:849:CLA:H61	1.77	0.66
21:A:854:LMU:H112	21:A:854:LMU:H71	1.78	0.66
11:G:23:PHE:CD2	11:G:24:PHE:HB2	2.31	0.66
21:H:104:LMU:C8	21:H:104:LMU:C4	2.65	0.66
20:J:101:CLA:HMA2	20:J:101:CLA:H2	1.76	0.66
21:K:105:LMU:H32	21:K:105:LMU:O6'	1.91	0.66
17:N:82:PHE:O	17:N:84:LYS:N	2.29	0.66
2:2:171:MET:SD	2:2:172:LEU:HA	2.36	0.66
4:4:86:SER:O	4:4:88:SER:N	2.29	0.66
5:A:255:LEU:CD1	5:A:280:PHE:HZ	2.09	0.66
5:A:539:PHE:HD2	5:A:539:PHE:O	1.78	0.66
6:B:349:ALA:CB	6:B:375:HIS:HB3	2.26	0.66
6:B:510:LEU:HD21	20:B:835:CLA:HHD	1.77	0.66
20:B:808:CLA:HAA1	20:B:808:CLA:H12	1.76	0.66
7:C:74:THR:O	7:C:76:SER:N	2.29	0.66
8:D:39:LYS:NZ	8:D:43:GLU:OE2	2.28	0.66

Continued on next page...

Continued from previous page...

Atom-1	Atom-2	Interatomic distance (Å)	Clash overlap (Å)
9:E:89:GLU:O	9:E:90:VAL:HB	1.96	0.66
10:F:131:PHE:HE1	19:W:2:FRU:HO3	1.37	0.66
11:G:60:SER:HG	11:G:63:PRO:HB2	1.58	0.66
21:H:104:LMU:H52	21:H:104:LMU:C1	2.22	0.66
14:J:2:ARG:NH1	14:J:8:LEU:HD13	2.04	0.66
20:K:108:CLA:O1A	20:K:108:CLA:C3A	2.32	0.66
20:K:108:CLA:CGA	20:K:108:CLA:C3A	2.73	0.66
16:L:10:VAL:O	16:L:10:VAL:CG2	2.44	0.66
16:L:64:LEU:HD22	16:L:91:LEU:HD22	1.78	0.66
17:N:62:SER:HB3	17:N:66:ASP:OD1	1.89	0.66
19:U:2:FRU:H11	19:U:2:FRU:O6	1.91	0.66
20:1:215:CLA:CGD	20:1:215:CLA:HAA2	2.26	0.66
2:2:103:GLY:CA	20:2:311:CLA:CBB	2.72	0.66
4:4:145:PRO:O	4:4:147:LEU:N	2.29	0.66
5:A:606:TYR:O	5:A:610:SER:CB	2.43	0.66
20:A:804:CLA:HBC3	20:A:804:CLA:HHD	1.76	0.66
20:A:832:CLA:O1A	20:A:833:CLA:HBC3	1.96	0.66
6:B:124:TRP:O	6:B:124:TRP:CD1	2.48	0.66
6:B:247:THR:HG23	6:B:250:ALA:HB3	1.77	0.66
21:B:801:LMU:H1B	21:B:801:LMU:C6'	2.26	0.66
20:B:808:CLA:H91	22:I:101:BCR:H361	1.76	0.66
10:F:22:LEU:O	10:F:25:LEU:N	2.29	0.66
11:G:93:TYR:N	11:G:94:ASP:OD1	2.28	0.66
20:K:102:CLA:O1A	20:K:102:CLA:H2A	1.95	0.66
16:L:69:VAL:HG11	16:L:84:GLY:N	2.10	0.66
17:N:61:LEU:O	17:N:62:SER:HB2	1.93	0.66
2:2:42:ARG:CB	2:2:45:VAL:HG21	2.24	0.66
2:2:93:THR:O	2:2:97:VAL:HG22	1.95	0.66
4:4:144:ALA:C	4:4:145:PRO:O	2.29	0.66
4:4:151:GLU:C	4:4:154:ILE:N	2.38	0.66
20:4:318:CLA:C1	20:4:318:CLA:HED1	2.11	0.66
5:A:58:HIS:HB3	20:A:804:CLA:HBC1	1.77	0.66
5:A:128:GLY:HA3	6:B:446:PHE:CD2	2.31	0.66
5:A:636:HIS:O	5:A:638:THR:N	2.29	0.66
20:A:820:CLA:HBC3	20:A:822:CLA:HED1	1.77	0.66
20:A:824:CLA:C4B	22:A:846:BCR:C37	2.66	0.66
6:B:203:ARG:H	6:B:270:LEU:HD11	1.61	0.66
20:B:824:CLA:HED1	20:B:832:CLA:HBB1	1.76	0.66
20:B:824:CLA:H71	22:B:845:BCR:H14C	1.77	0.66
20:B:827:CLA:CBC	20:B:827:CLA:CMC	2.56	0.66
21:D:201:LMU:H32	21:E:101:LMU:H121	1.76	0.66

Continued on next page...

Continued from previous page...

Atom-1	Atom-2	Interatomic distance (Å)	Clash overlap (Å)
11:G:24:PHE:CE1	11:G:27:GLN:O	2.49	0.66
17:N:49:CYS:C	17:N:51:ASP:O	2.34	0.66
1:1:57:ILE:O	1:1:59:VAL:N	2.28	0.66
2:2:43:TRP:O	2:2:44:ASN:C	2.30	0.66
2:2:106:GLU:O	20:2:311:CLA:HMA3	1.95	0.66
20:2:322:CLA:C4A	20:2:322:CLA:HBA2	2.25	0.66
4:4:150:LYS:O	4:4:150:LYS:CG	2.41	0.66
5:A:101:ALA:O	5:A:104:SER:HA	1.96	0.66
6:B:55:ALA:HB1	6:B:150:LEU:CD1	2.26	0.66
7:C:74:THR:O	7:C:75:ARG:C	2.30	0.66
8:D:101:TYR:CD1	8:D:114:PRO:HD3	2.31	0.66
10:F:22:LEU:O	10:F:24:LYS:N	2.29	0.66
11:G:13:GLY:O	11:G:16:LEU:CB	2.44	0.66
11:G:28:ARG:HH21	11:G:29:GLU:H	1.44	0.66
17:N:70:GLU:HB3	17:N:72:LYS:CA	2.26	0.66
20:R:107:CLA:H2A	20:R:107:CLA:O1A	1.94	0.66
4:4:71:ASN:O	4:4:73:PRO:N	2.28	0.65
4:4:101:VAL:O	4:4:104:ARG:CZ	2.45	0.65
5:A:23:ASP:OD2	5:A:24:ARG:N	2.29	0.65
5:A:23:ASP:OD1	5:A:24:ARG:NE	2.29	0.65
5:A:25:ASP:O	5:A:26:PRO:C	2.29	0.65
5:A:353:SER:HB2	5:A:356:ALA:HB3	1.78	0.65
5:A:625:TRP:HB2	5:A:637:ILE:HD11	1.78	0.65
5:A:645:SER:HB3	6:B:637:PRO:HG3	1.77	0.65
20:A:819:CLA:H8	22:A:846:BCR:H19C	1.76	0.65
6:B:73:ASN:HB3	6:B:76:ALA:HB3	1.76	0.65
6:B:292:ARG:HH22	6:B:297:ILE:HG13	1.60	0.65
6:B:538:ALA:O	6:B:540:ASP:N	2.29	0.65
20:B:851:CLA:CBA	20:B:851:CLA:HED3	2.27	0.65
21:E:101:LMU:C1	21:E:101:LMU:H61	2.25	0.65
10:F:21:ALA:O	10:F:23:LYS:N	2.29	0.65
21:H:108:LMU:H92	21:H:108:LMU:C4	2.18	0.65
13:I:12:VAL:CG2	20:I:102:CLA:O1A	2.42	0.65
22:I:103:BCR:C27	22:I:103:BCR:H403	2.20	0.65
14:J:10:VAL:HG13	14:J:11:ALA:H	1.59	0.65
21:K:106:LMU:C2	21:K:106:LMU:O5'	2.30	0.65
17:N:58:VAL:O	17:N:60:PHE:N	2.29	0.65
18:R:36:UNK:O	18:R:38:UNK:N	2.29	0.65
2:2:143:PHE:HD1	2:2:144:ASP:N	1.95	0.65
20:2:302:CLA:O1A	20:2:302:CLA:NA	2.29	0.65
4:4:36:ASN:C	4:4:39:TRP:CD2	2.69	0.65

Continued on next page...

Continued from previous page...

Atom-1	Atom-2	Interatomic distance (Å)	Clash overlap (Å)
4:4:52:MET:HE1	4:4:156:ASN:HB2	1.77	0.65
4:4:69:ILE:CG1	4:4:175:LYS:HB2	2.26	0.65
4:4:91:PHE:CG	4:4:92:VAL:N	2.60	0.65
5:A:664:VAL:CG2	5:A:665:ILE:HG23	2.26	0.65
6:B:366:THR:HG23	6:B:729:THR:HG22	1.78	0.65
6:B:708:VAL:O	6:B:710:LEU:O	2.15	0.65
7:C:7:ILE:HG22	7:C:65:VAL:HG21	1.76	0.65
20:H:101:CLA:CMA	20:H:101:CLA:C6	2.69	0.65
14:J:2:ARG:HH12	14:J:8:LEU:CD1	2.04	0.65
16:L:63:LEU:CD2	16:L:64:LEU:H	2.08	0.65
17:N:54:LYS:O	17:N:57:LYS:N	2.29	0.65
17:N:69:CYS:O	17:N:72:LYS:CE	2.44	0.65
3:3:52:LYS:O	3:3:56:TYR:CG	2.50	0.65
3:3:93:PHE:HD2	3:3:95:THR:H	1.41	0.65
4:4:92:VAL:HG12	4:4:93:ILE:H	1.60	0.65
5:A:22:VAL:N	5:A:23:ASP:O	2.30	0.65
5:A:187:HIS:CD2	20:A:811:CLA:C4C	2.79	0.65
5:A:362:LEU:CB	5:A:410:ALA:HB2	2.26	0.65
5:A:390:ALA:HB1	5:A:754:ILE:HD13	1.79	0.65
7:C:79:LEU:CD2	7:C:81:TYR:C	2.65	0.65
15:K:59:ASP:C	15:K:59:ASP:OD1	2.34	0.65
16:L:128:ASP:OD2	16:L:129:GLN:N	2.28	0.65
17:N:80:ASN:OD1	17:N:82:PHE:N	2.30	0.65
2:2:41:LEU:O	2:2:42:ARG:NE	2.28	0.65
3:3:163:PHE:HD1	3:3:163:PHE:C	1.99	0.65
4:4:58:MET:SD	4:4:59:LEU:HA	2.36	0.65
5:A:370:ILE:HD13	20:A:824:CLA:CAD	2.26	0.65
5:A:697:ARG:HD3	6:B:566:GLY:O	1.97	0.65
20:A:808:CLA:HMC3	20:A:809:CLA:HHD	1.76	0.65
20:A:824:CLA:C3B	22:A:846:BCR:H373	2.27	0.65
20:A:827:CLA:CHD	22:A:844:BCR:H333	2.27	0.65
6:B:388:ALA:O	6:B:391:PRO:HD2	1.95	0.65
7:C:1:MET:CG	7:C:4:SER:HG	2.02	0.65
8:D:102:ARG:HE	8:D:110:GLN:CB	2.08	0.65
9:E:65:VAL:HG13	9:E:82:TYR:O	1.96	0.65
10:F:147:GLY:HA2	10:F:150:VAL:HB	1.79	0.65
11:G:16:LEU:HA	11:G:68:ILE:HG13	1.77	0.65
17:N:24:THR:O	17:N:26:GLY:N	2.29	0.65
19:Q:2:FRU:O1	19:Q:2:FRU:H4	1.95	0.65
1:1:59:VAL:CG1	1:1:60:PRO:HD2	2.26	0.65
20:1:210:CLA:OBD	20:1:210:CLA:HMD1	1.95	0.65

Continued on next page...

Continued from previous page...

Atom-1	Atom-2	Interatomic distance (Å)	Clash overlap (Å)
21:1:219:LMU:C3'	21:1:219:LMU:O6B	2.44	0.65
5:A:109:TRP:HA	5:A:116:ILE:HG13	1.78	0.65
5:A:328:LYS:O	5:A:330:ILE:N	2.30	0.65
5:A:732:ALA:HB1	20:A:838:CLA:HED2	1.79	0.65
20:A:819:CLA:HMD1	20:A:820:CLA:HHD	1.79	0.65
6:B:171:ALA:O	6:B:172:GLU:HB2	1.97	0.65
6:B:663:PHE:O	6:B:664:LEU:CB	2.34	0.65
10:F:123:VAL:HB	10:F:126:ALA:O	1.97	0.65
10:F:151:ASP:C	10:F:154:PHE:HB3	2.16	0.65
11:G:83:TYR:O	11:G:83:TYR:CG	2.48	0.65
15:K:27:ALA:HB3	15:K:28:PRO:CD	2.25	0.65
16:L:13:PRO:HG2	16:L:18:PRO:HB3	1.77	0.65
18:R:38:UNK:C	18:R:39:UNK:O	2.43	0.65
2:2:42:ARG:O	2:2:44:ASN:N	2.29	0.65
2:2:205:PHE:HD1	2:2:206:ALA:H	0.67	0.65
3:3:107:TRP:CD1	3:3:108:ALA:HA	2.32	0.65
4:4:30:LEU:HD13	21:4:317:LMU:C12	2.25	0.65
20:A:851:CLA:H152	20:A:851:CLA:H91	1.77	0.65
6:B:119:GLY:O	6:B:121:TYR:N	2.29	0.65
6:B:324:ASP:O	6:B:328:ASN:HB2	1.96	0.65
6:B:646:TRP:CH2	6:B:726:ILE:HG21	2.32	0.65
7:C:1:MET:N	7:C:4:SER:CB	2.60	0.65
10:F:62:LEU:CG	10:F:72:ILE:HD13	2.25	0.65
11:G:16:LEU:HD23	11:G:68:ILE:HG21	1.79	0.65
15:K:20:PHE:HD2	15:K:21:ALA:CA	2.08	0.65
21:K:106:LMU:C9	21:K:106:LMU:C4	2.67	0.65
1:1:161:PHE:N	20:1:203:CLA:HBB2	2.12	0.65
20:1:215:CLA:HED3	20:1:215:CLA:C4A	2.26	0.65
21:1:219:LMU:H3'	21:1:219:LMU:O5B	1.78	0.65
2:2:43:TRP:O	2:2:45:VAL:N	2.29	0.65
2:2:81:THR:O	2:2:83:GLY:N	2.30	0.65
2:2:161:THR:HB	2:2:165:LYS:HD2	1.79	0.65
20:3:307:CLA:HHC	20:3:311:CLA:H11	1.79	0.65
4:4:88:SER:C	4:4:89:THR:HG22	2.17	0.65
5:A:362:LEU:HD11	20:A:828:CLA:HBB2	1.78	0.65
5:A:618:TRP:CH2	5:A:655:ASP:HB2	2.32	0.65
5:A:679:PHE:CE2	5:A:683:HIS:HD2	2.14	0.65
20:A:815:CLA:CBB	22:A:843:BCR:H352	2.27	0.65
6:B:62:SER:OG	6:B:63:GLY:N	2.29	0.65
6:B:247:THR:C	6:B:250:ALA:HB2	2.16	0.65
9:E:40:ARG:HB2	9:E:42:GLU:OE2	1.97	0.65

Continued on next page...

Continued from previous page...

Atom-1	Atom-2	Interatomic distance (Å)	Clash overlap (Å)
10:F:42:ILE:C	10:F:43:LYS:HE3	2.17	0.65
22:F:203:BCR:H333	20:F:205:CLA:HMA1	1.78	0.65
12:H:63:SER:O	12:H:67:TYR:CB	2.45	0.65
14:J:4:PHE:O	14:J:5:LYS:HB2	1.95	0.65
14:J:10:VAL:HG13	14:J:11:ALA:N	2.12	0.65
16:L:40:LEU:HB3	16:L:41:PRO:CD	2.27	0.65
2:2:110:TRP:CA	2:2:113:ILE:HG23	2.25	0.65
2:2:203:THR:HG23	2:2:204:ILE:N	2.12	0.65
20:2:303:CLA:HBC2	20:2:303:CLA:CHD	2.22	0.65
4:4:136:GLY:O	4:4:137:ILE:HB	1.96	0.65
5:A:393:LEU:HD11	5:A:750:PHE:CD1	2.31	0.65
5:A:705:GLU:HA	5:A:708:VAL:HB	1.79	0.65
20:A:832:CLA:CAD	20:A:833:CLA:HAC1	2.26	0.65
20:B:803:CLA:CBC	22:F:202:BCR:H332	2.27	0.65
20:B:805:CLA:H121	20:B:811:CLA:OBD	1.95	0.65
20:B:823:CLA:HBB1	20:B:837:CLA:HBB	1.79	0.65
20:B:830:CLA:HBB2	22:F:202:BCR:C26	2.26	0.65
1:1:59:VAL:HG12	1:1:60:PRO:C	2.18	0.65
2:2:120:ASN:OD1	2:2:120:ASN:N	2.28	0.65
21:2:317:LMU:O5B	21:2:317:LMU:C5'	2.42	0.65
3:3:114:PHE:CD1	20:3:309:CLA:CHA	2.80	0.65
20:3:302:CLA:HMC3	20:A:814:CLA:CBA	2.25	0.65
5:A:197:GLN:NE2	5:A:351:THR:HB	2.11	0.65
5:A:514:THR:HB	5:A:532:ILE:HG23	1.79	0.65
5:A:691:MET:CE	23:A:842:PQN:C2M	2.74	0.65
20:A:801:CLA:O1D	20:A:801:CLA:CAA	2.45	0.65
20:A:824:CLA:C6	20:A:825:CLA:HED2	2.25	0.65
6:B:317:ARG:NE	6:B:317:ARG:CA	2.55	0.65
6:B:556:SER:C	6:B:558:PRO:CD	2.61	0.65
6:B:607:SER:HA	6:B:610:ASN:ND2	2.12	0.65
6:B:625:TRP:HE3	6:B:626:LEU:N	1.94	0.65
7:C:7:ILE:C	7:C:8:TYR:O	2.35	0.65
7:C:55:GLU:C	7:C:57:ALA:N	2.50	0.65
11:G:47:GLY:N	11:G:48:ASP:OD1	2.30	0.65
21:K:105:LMU:H71	21:K:105:LMU:C1	2.25	0.65
1:1:185:TRP:O	1:1:186:HIS:ND1	2.30	0.65
2:2:97:VAL:HG23	2:2:98:GLU:H	1.62	0.65
4:4:101:VAL:O	4:4:104:ARG:NH2	2.30	0.65
4:4:121:PHE:CD1	4:4:128:ALA:HB3	2.32	0.65
5:A:402:ILE:HD11	20:A:827:CLA:HBB2	1.78	0.65
6:B:20:ARG:HB3	6:B:20:ARG:HH11	1.61	0.65

Continued on next page...

Continued from previous page...

Atom-1	Atom-2	Interatomic distance (Å)	Clash overlap (Å)
6:B:131:THR:CB	6:B:134:ASP:HB2	2.11	0.65
6:B:188:LEU:HD11	20:B:813:CLA:HBB2	1.79	0.65
6:B:190:TRP:HE3	20:B:812:CLA:CBB	2.09	0.65
6:B:493:TRP:HH2	20:B:833:CLA:HMA2	1.61	0.65
6:B:527:LEU:HD13	6:B:586:THR:HG21	1.78	0.65
11:G:28:ARG:NH2	11:G:29:GLU:H	1.94	0.65
11:G:60:SER:CA	11:G:63:PRO:HD2	2.26	0.65
21:K:105:LMU:C3	21:K:105:LMU:O5'	2.45	0.65
17:N:65:LEU:HD23	17:N:66:ASP:N	2.11	0.65
1:1:140:LEU:HD23	1:1:140:LEU:H	1.63	0.64
2:2:54:TRP:HZ2	2:2:109:ARG:HB3	1.62	0.64
2:2:55:ALA:CB	2:2:56:MET:HE1	2.24	0.64
4:4:93:ILE:O	4:4:96:ILE:N	2.29	0.64
4:4:101:VAL:CG1	4:4:104:ARG:HH22	2.07	0.64
5:A:40:PHE:CE1	5:A:53:TRP:CD1	2.75	0.64
5:A:281:LEU:HD11	20:A:816:CLA:HED2	1.79	0.64
5:A:361:ASN:HD22	5:A:362:LEU:N	1.95	0.64
20:A:804:CLA:HBB2	20:A:806:CLA:C4D	2.26	0.64
20:A:835:CLA:C19	20:L:202:CLA:HBB1	2.27	0.64
6:B:224:PRO:HA	6:B:227:THR:OG1	1.97	0.64
6:B:432:HIS:CE1	20:B:830:CLA:NB	2.62	0.64
6:B:438:VAL:CG2	20:B:831:CLA:HAC1	2.27	0.64
6:B:666:SER:O	6:B:667:TRP:HB2	1.96	0.64
20:B:824:CLA:H41	20:B:824:CLA:C7	2.27	0.64
10:F:12:LYS:HG2	10:F:13:GLN:H	1.59	0.64
16:L:36:TYR:O	16:L:37:LEU:HB3	1.95	0.64
17:N:54:LYS:O	17:N:56:LYS:N	2.29	0.64
2:2:42:ARG:CG	2:2:45:VAL:CB	2.70	0.64
4:4:103:ILE:HG13	20:4:303:CLA:HMD1	1.78	0.64
4:4:192:THR:HG21	4:4:195:GLN:HA	1.79	0.64
5:A:382:TYR:CE2	20:A:827:CLA:HED3	2.32	0.64
6:B:174:ARG:HH11	20:B:822:CLA:HMD1	1.61	0.64
6:B:175:LEU:O	6:B:179:LEU:HG	1.97	0.64
6:B:545:LYS:HD3	6:B:546:LEU:H	1.61	0.64
6:B:558:PRO:HG2	6:B:703:VAL:CB	2.21	0.64
11:G:33:LYS:HA	11:G:33:LYS:NZ	2.12	0.64
20:H:101:CLA:HBC2	20:H:101:CLA:CMC	2.13	0.64
2:2:45:VAL:O	2:2:45:VAL:HG13	1.97	0.64
3:3:74:ALA:N	20:3:307:CLA:C2D	2.60	0.64
4:4:40:PHE:CA	4:4:43:ALA:HB2	2.24	0.64
20:4:319:CLA:CBC	20:4:319:CLA:CMC	2.73	0.64

Continued on next page...

Continued from previous page...

Atom-1	Atom-2	Interatomic distance (Å)	Clash overlap (Å)
6:B:451:LYS:HD2	20:B:831:CLA:O2D	1.98	0.64
20:B:819:CLA:CHD	20:B:819:CLA:CBC	2.64	0.64
8:D:93:LYS:NZ	8:D:93:LYS:CB	2.60	0.64
9:E:44:TYR:HB3	9:E:45:TRP:CE3	2.32	0.64
11:G:48:ASP:OD1	11:G:48:ASP:N	2.29	0.64
12:H:14:ILE:O	12:H:16:ASN:N	2.29	0.64
21:H:107:LMU:O3'	21:H:107:LMU:H1B	1.97	0.64
3:3:198:PHE:HA	3:3:201:ALA:CB	2.18	0.64
4:4:44:GLU:O	4:4:46:VAL:N	2.30	0.64
4:4:121:PHE:HB2	4:4:128:ALA:HB3	1.79	0.64
4:4:158:ARG:CA	4:4:161:LEU:HD12	2.22	0.64
5:A:53:TRP:HA	5:A:56:ASN:CB	2.27	0.64
5:A:216:LEU:HD12	22:A:843:BCR:C35	2.27	0.64
5:A:281:LEU:O	5:A:283:PHE:N	2.29	0.64
20:A:814:CLA:CHC	22:A:843:BCR:C18	2.75	0.64
20:A:829:CLA:HMB2	20:L:202:CLA:C1D	2.27	0.64
21:A:853:LMU:C3'	21:A:853:LMU:C2B	2.75	0.64
6:B:387:PHE:O	6:B:391:PRO:HD3	1.97	0.64
8:D:79:ARG:O	8:D:82:GLN:HB2	1.97	0.64
12:H:16:ASN:HD22	12:H:19:GLY:HA2	1.63	0.64
20:J:103:CLA:O1A	20:J:103:CLA:H152	1.97	0.64
20:K:101:CLA:OBD	20:K:108:CLA:CHB	2.46	0.64
20:1:202:CLA:H2	20:1:202:CLA:HED2	1.78	0.64
20:3:310:CLA:C2A	20:3:318:CLA:CBC	2.76	0.64
4:4:39:TRP:CA	4:4:40:PHE:HD1	2.09	0.64
4:4:58:MET:SD	4:4:59:LEU:CA	2.85	0.64
20:4:304:CLA:O2D	20:4:304:CLA:HAA1	1.96	0.64
5:A:368:LEU:CD1	20:A:825:CLA:C6	2.76	0.64
20:A:815:CLA:CMC	20:A:815:CLA:HBC2	2.24	0.64
20:A:824:CLA:H43	20:A:835:CLA:HBA1	1.80	0.64
6:B:42:LEU:O	6:B:43:TYR:C	2.35	0.64
6:B:67:HIS:O	6:B:68:VAL:HG23	1.97	0.64
20:B:823:CLA:HMB3	22:B:845:BCR:H351	1.78	0.64
20:B:836:CLA:HHB	20:B:837:CLA:OBD	1.97	0.64
8:D:113:HIS:CD2	8:D:118:VAL:HG21	2.32	0.64
8:D:118:VAL:CG1	8:D:119:TYR:N	2.60	0.64
10:F:151:ASP:O	10:F:154:PHE:CB	2.40	0.64
12:H:50:ARG:HG2	16:L:137:ALA:HB1	1.78	0.64
12:H:75:ASP:CG	12:H:77:LEU:HG	2.18	0.64
15:K:52:PRO:O	15:K:56:THR:CG2	2.45	0.64
16:L:30:SER:HG	16:L:32:LEU:HB2	1.63	0.64

Continued on next page...

Continued from previous page...

Atom-1	Atom-2	Interatomic distance (Å)	Clash overlap (Å)
4:4:68:GLY:O	4:4:71:ASN:CB	2.29	0.64
5:A:340:GLY:O	5:A:343:HIS:CB	2.43	0.64
5:A:514:THR:HB	5:A:532:ILE:CG2	2.28	0.64
20:A:822:CLA:NC	22:A:845:BCR:H17C	2.12	0.64
6:B:142:LEU:HD21	22:B:844:BCR:H333	1.77	0.64
20:B:850:CLA:CBB	20:B:851:CLA:CHB	2.73	0.64
8:D:32:SER:H	16:L:23:LEU:HG	1.61	0.64
9:E:35:LYS:CE	9:E:89:GLU:OE2	2.46	0.64
10:F:100:VAL:CA	10:F:103:SER:OG	2.44	0.64
21:F:201:LMU:O5B	21:F:201:LMU:H6E	1.95	0.64
12:H:69:SER:OG	20:H:109:CLA:H2	1.97	0.64
17:N:39:SER:OG	17:N:40:CYS:N	2.30	0.64
17:N:41:LYS:HB2	17:N:42:PHE:CA	2.26	0.64
1:1:64:GLY:HA3	1:1:66:GLY:O	1.97	0.64
1:1:161:PHE:CD1	20:1:203:CLA:HBB1	2.33	0.64
5:A:401:TRP:O	5:A:405:PHE:HB2	1.98	0.64
5:A:544:ILE:O	5:A:548:THR:OG1	2.09	0.64
20:A:838:CLA:C4	20:A:838:CLA:NC	2.61	0.64
20:A:851:CLA:HED1	20:B:849:CLA:H2	1.79	0.64
6:B:37:ILE:HD12	6:B:37:ILE:O	1.97	0.64
6:B:49:SER:O	6:B:52:GLY:N	2.31	0.64
6:B:211:ASN:HB2	6:B:214:ASP:HB3	1.79	0.64
23:B:841:PQN:H162	22:B:846:BCR:H332	1.63	0.64
22:B:846:BCR:C35	20:B:851:CLA:H111	2.27	0.64
9:E:45:TRP:CZ3	9:E:78:SER:OG	2.51	0.64
10:F:11:SER:OG	10:F:14:PHE:HB3	1.97	0.64
10:F:62:LEU:CD2	10:F:72:ILE:HD13	2.27	0.64
12:H:45:ALA:HB3	12:H:46:PRO:HD3	1.78	0.64
15:K:51:ASP:OD1	15:K:51:ASP:C	2.35	0.64
17:N:5:GLU:OE2	17:N:6:TYR:HB2	1.97	0.64
17:N:80:ASN:C	17:N:82:PHE:H	2.00	0.64
17:N:83:TRP:O	17:N:83:TRP:HE3	1.80	0.64
2:2:124:ILE:CB	2:2:129:LYS:HB3	2.27	0.64
4:4:128:ALA:HB3	4:4:143:PHE:HE2	1.61	0.64
4:4:163:PHE:O	4:4:167:ILE:N	2.28	0.64
5:A:418:MET:O	5:A:564:ARG:HD2	1.98	0.64
20:A:803:CLA:O1D	20:A:803:CLA:HBA2	1.97	0.64
20:A:832:CLA:HMC1	20:A:832:CLA:HBC3	1.80	0.64
6:B:282:PHE:O	6:B:286:ILE:HG13	1.97	0.64
6:B:334:LEU:O	6:B:334:LEU:CG	2.46	0.64
20:B:810:CLA:H11	20:B:810:CLA:H61	1.80	0.64

Continued on next page...

Continued from previous page...

Atom-1	Atom-2	Interatomic distance (Å)	Clash overlap (Å)
20:B:839:CLA:HED1	25:B:848:LMG:C21	2.28	0.64
7:C:59:PRO:HB3	7:C:61:ASP:OD1	1.98	0.64
9:E:36:VAL:C	9:E:49:VAL:HG13	2.18	0.64
11:G:37:GLU:OE2	11:G:42:SER:N	2.31	0.64
16:L:48:ASN:HB3	16:L:49:PRO:CD	2.27	0.64
2:2:74:LEU:O	2:2:75:ASN:ND2	2.29	0.64
4:4:154:ILE:O	4:4:157:GLY:HA3	1.97	0.64
5:A:66:SER:O	5:A:67:HIS:HB2	1.98	0.64
5:A:370:ILE:CD1	20:A:824:CLA:O1D	2.44	0.64
5:A:657:LEU:HD23	20:A:850:CLA:C1D	2.28	0.64
5:A:691:MET:HE3	23:A:842:PQN:C2M	2.27	0.64
6:B:103:ALA:O	6:B:104:PHE:CB	2.34	0.64
6:B:475:ASP:CA	6:B:480:SER:HA	2.27	0.64
6:B:535:VAL:HG13	6:B:536:LYS:N	2.13	0.64
6:B:608:GLN:O	6:B:612:SER:HB3	1.97	0.64
20:B:811:CLA:C4	20:B:816:CLA:CBC	2.75	0.64
10:F:147:GLY:C	10:F:150:VAL:HB	2.18	0.64
11:G:68:ILE:O	11:G:72:LEU:HB2	1.96	0.64
17:N:11:LYS:HG2	17:N:12:THR:N	2.13	0.64
17:N:63:ASP:CA	17:N:64:ASP:O	2.41	0.64
19:T:1:GLC:C5	19:T:2:FRU:C1	2.75	0.64
3:3:163:PHE:C	3:3:163:PHE:CD1	2.72	0.64
20:3:308:CLA:HAC2	20:K:103:CLA:C9	2.28	0.64
5:A:113:PRO:C	5:A:115:HIS:H	2.01	0.64
5:A:281:LEU:HG	5:A:282:THR:H	1.62	0.64
5:A:558:LYS:HZ2	6:B:674:LEU:CB	2.11	0.64
5:A:733:VAL:HG11	20:A:838:CLA:C2D	2.28	0.64
5:A:744:ALA:CB	22:A:847:BCR:C39	2.36	0.64
6:B:494:LEU:HD12	20:B:833:CLA:HED1	1.80	0.64
6:B:555:TYR:CD2	6:B:573:TRP:HB2	2.32	0.64
20:B:803:CLA:HMD3	22:F:202:BCR:C4	2.13	0.64
8:D:31:GLY:HA2	16:L:13:PRO:HB3	1.80	0.64
8:D:90:LEU:O	8:D:90:LEU:HD13	1.98	0.64
10:F:153:ASN:C	10:F:153:ASN:ND2	2.48	0.64
20:J:103:CLA:C16	20:J:103:CLA:O2A	2.45	0.64
17:N:80:ASN:O	17:N:82:PHE:N	2.28	0.64
17:N:81:VAL:O	17:N:82:PHE:C	2.37	0.64
20:2:303:CLA:C4C	20:2:303:CLA:H42	2.28	0.63
20:2:307:CLA:HBA2	20:2:307:CLA:O1D	1.96	0.63
4:4:69:ILE:CD1	4:4:175:LYS:CD	2.75	0.63
5:A:132:LEU:HD11	5:A:674:ALA:CB	2.27	0.63

Continued on next page...

Continued from previous page...

Atom-1	Atom-2	Interatomic distance (Å)	Clash overlap (Å)
6:B:366:THR:HG23	6:B:729:THR:CG2	2.28	0.63
6:B:475:ASP:HA	6:B:480:SER:HA	1.78	0.63
8:D:36:LEU:HD12	8:D:78:ALA:H	1.62	0.63
10:F:125:LEU:O	10:F:126:ALA:HB2	1.98	0.63
11:G:28:ARG:HG3	11:G:29:GLU:CG	2.28	0.63
16:L:128:ASP:CG	16:L:129:GLN:H	2.01	0.63
17:N:57:LYS:HG3	17:N:58:VAL:H	0.61	0.63
2:2:40:SER:O	2:2:41:LEU:CB	2.47	0.63
3:3:106:TYR:HB3	3:3:107:TRP:CD1	2.32	0.63
3:3:181:LEU:HD12	3:3:182:LYS:HE2	1.79	0.63
4:4:91:PHE:CE2	20:4:312:CLA:C3C	2.81	0.63
5:A:346:LEU:HD11	20:A:822:CLA:CHD	2.28	0.63
5:A:377:TYR:CD1	5:A:616:PHE:HE1	2.16	0.63
5:A:492:ILE:HA	5:A:495:THR:HG23	1.78	0.63
5:A:612:VAL:O	5:A:615:HIS:HB3	1.98	0.63
6:B:77:TRP:CZ2	6:B:122:GLN:NE2	2.67	0.63
6:B:334:LEU:CA	20:B:805:CLA:HMD3	2.29	0.63
6:B:530:THR:CG2	20:B:823:CLA:HMC1	2.29	0.63
20:B:810:CLA:HMC1	22:B:843:BCR:H373	1.79	0.63
10:F:22:LEU:O	10:F:25:LEU:HD12	1.97	0.63
10:F:130:LEU:CD1	10:F:131:PHE:HD1	2.12	0.63
21:H:106:LMU:H12	21:H:106:LMU:H2O2	1.60	0.63
13:I:22:ALA:O	13:I:23:SER:C	2.35	0.63
17:N:59:PRO:C	17:N:66:ASP:OD1	2.37	0.63
17:N:77:CYS:O	17:N:79:SER:N	2.30	0.63
20:2:307:CLA:CBA	20:2:307:CLA:HBD	2.28	0.63
21:2:317:LMU:C2'	21:2:317:LMU:C2	2.77	0.63
4:4:123:GLN:HG2	4:4:124:TYR:N	2.13	0.63
5:A:114:THR:CG2	5:A:115:HIS:ND1	2.59	0.63
5:A:187:HIS:CE1	20:A:811:CLA:C1A	2.71	0.63
5:A:207:LEU:O	5:A:310:PHE:CB	2.46	0.63
5:A:302:HIS:HB2	20:A:817:CLA:C1B	2.28	0.63
5:A:360:ILE:O	5:A:361:ASN:CB	2.45	0.63
5:A:434:ARG:O	5:A:437:ARG:HB2	1.99	0.63
20:A:815:CLA:CGA	20:A:815:CLA:C1A	2.66	0.63
21:A:853:LMU:O3'	21:A:853:LMU:C1B	2.47	0.63
6:B:17:THR:HA	6:B:696:LYS:H	1.63	0.63
6:B:92:TRP:O	6:B:92:TRP:CD1	2.51	0.63
6:B:269:TRP:HD1	6:B:497:TRP:CH2	2.17	0.63
11:G:7:VAL:HG23	11:G:8:ILE:N	2.12	0.63
11:G:42:SER:OG	11:G:43:HIS:C	2.37	0.63

Continued on next page...

Continued from previous page...

Atom-1	Atom-2	Interatomic distance (Å)	Clash overlap (Å)
20:J:101:CLA:CMA	20:J:101:CLA:H2	2.28	0.63
16:L:99:LEU:O	16:L:102:TYR:N	2.29	0.63
17:N:66:ASP:N	17:N:66:ASP:OD2	2.29	0.63
20:1:207:CLA:H43	20:1:207:CLA:CGA	2.28	0.63
4:4:97:LEU:O	4:4:99:HIS:N	2.32	0.63
5:A:530:LEU:HB2	5:A:531:PRO:HD2	1.81	0.63
20:A:814:CLA:HED2	20:A:814:CLA:H2A	1.81	0.63
20:A:830:CLA:H101	20:A:830:CLA:C14	2.29	0.63
6:B:203:ARG:HG2	6:B:204:GLY:H	1.63	0.63
6:B:216:LEU:O	6:B:218:TYR:N	2.31	0.63
6:B:577:TYR:HE2	6:B:578:LEU:HD12	1.64	0.63
6:B:732:LYS:CG	6:B:733:PHE:O	2.41	0.63
20:B:810:CLA:CMC	22:B:843:BCR:H373	2.27	0.63
22:I:103:BCR:C39	22:L:210:BCR:H401	2.28	0.63
20:L:201:CLA:HED1	20:L:201:CLA:O2A	1.98	0.63
21:N:101:LMU:C6'	21:N:101:LMU:H32	2.29	0.63
19:P:1:GLC:HO2	19:P:2:FRU:C1	2.10	0.63
2:2:98:GLU:CG	2:2:99:LEU:HD12	2.27	0.63
2:2:103:GLY:O	2:2:104:TRP:C	2.36	0.63
4:4:194:VAL:HG12	4:4:195:GLN:N	2.07	0.63
5:A:229:ILE:HG12	5:A:243:PRO:HB3	1.81	0.63
5:A:284:ARG:HH12	5:A:507:ALA:HB1	1.63	0.63
5:A:520:LEU:O	5:A:522:ALA:N	2.27	0.63
20:A:818:CLA:H93	20:A:818:CLA:H193	1.79	0.63
20:A:824:CLA:HBB2	20:A:836:CLA:CMA	2.29	0.63
6:B:79:GLN:O	6:B:80:ASP:HB3	1.96	0.63
6:B:447:GLY:O	6:B:449:PRO:HD3	1.98	0.63
6:B:551:LYS:CE	8:D:143:PRO:HA	2.28	0.63
20:B:828:CLA:HMB2	20:B:829:CLA:CHB	2.28	0.63
22:B:846:BCR:C17	20:B:850:CLA:H101	2.22	0.63
8:D:46:TYR:HE1	8:D:80:LYS:CE	2.11	0.63
20:H:101:CLA:CMA	20:H:101:CLA:C2	2.76	0.63
20:J:101:CLA:HMC1	20:J:101:CLA:CBC	2.25	0.63
20:L:201:CLA:HAA1	20:L:201:CLA:CED	2.27	0.63
17:N:41:LYS:CB	17:N:42:PHE:CB	2.56	0.63
17:N:72:LYS:CB	17:N:73:ASP:C	2.56	0.63
17:N:72:LYS:N	17:N:72:LYS:HD2	2.07	0.63
20:1:206:CLA:HHD	20:1:206:CLA:HBC3	1.76	0.63
3:3:50:GLU:N	3:3:51:PRO:HD3	2.13	0.63
4:4:52:MET:HE3	4:4:156:ASN:CB	2.28	0.63
5:A:174:PHE:O	5:A:175:ALA:HB2	1.97	0.63

Continued on next page...

Continued from previous page...

Atom-1	Atom-2	Interatomic distance (Å)	Clash overlap (Å)
5:A:210:LEU:HD12	20:A:813:CLA:CMB	2.27	0.63
5:A:224:HIS:CE1	20:A:815:CLA:C4C	2.82	0.63
5:A:308:ILE:CG2	5:A:309:LEU:N	2.61	0.63
5:A:425:THR:OG1	5:A:428:TYR:HE1	1.73	0.63
6:B:224:PRO:CB	6:B:227:THR:HB	2.28	0.63
20:B:807:CLA:HMC1	22:B:846:BCR:H282	1.80	0.63
20:B:836:CLA:C12	22:F:203:BCR:C31	2.76	0.63
7:C:62:PHE:CE2	8:D:137:ILE:HB	2.33	0.63
17:N:29:PHE:CE1	17:N:32:ALA:HB3	2.33	0.63
1:1:179:THR:HG21	4:4:87:SER:C	2.19	0.63
4:4:76:TYR:O	4:4:77:ALA:HB3	1.96	0.63
5:A:87:SER:OG	5:A:179:LEU:HB2	1.98	0.63
5:A:664:VAL:HG23	5:A:665:ILE:HG23	1.80	0.63
5:A:690:LEU:CD2	6:B:661:PHE:HE1	2.12	0.63
5:A:701:GLN:O	5:A:704:ILE:N	2.32	0.63
20:A:826:CLA:H102	22:A:847:BCR:C37	2.29	0.63
6:B:247:THR:HG23	6:B:250:ALA:CB	2.28	0.63
6:B:655:LEU:HD21	20:B:839:CLA:HBB1	1.81	0.63
6:B:715:VAL:HG23	6:B:719:PHE:HD2	1.62	0.63
20:B:824:CLA:H8	22:B:845:BCR:H14C	1.80	0.63
8:D:31:GLY:HA3	16:L:23:LEU:HD21	1.80	0.63
10:F:20:GLN:C	10:F:20:GLN:CD	2.54	0.63
21:H:108:LMU:C4	21:H:108:LMU:O1'	2.30	0.63
20:J:103:CLA:C16	20:J:103:CLA:CGA	2.77	0.63
17:N:34:THR:C	17:N:36:GLU:H	2.01	0.63
20:1:202:CLA:CED	20:1:202:CLA:C2	2.62	0.63
20:1:215:CLA:HED3	20:1:215:CLA:C3A	2.29	0.63
2:2:63:PHE:HD2	2:2:172:LEU:HD21	1.63	0.63
4:4:70:ILE:CG1	4:4:71:ASN:N	2.62	0.63
5:A:249:ILE:C	5:A:251:ASN:H	2.01	0.63
5:A:254:LEU:C	5:A:256:ALA:H	2.02	0.63
5:A:304:LEU:CD2	20:A:816:CLA:HBB2	2.24	0.63
5:A:439:ARG:NH1	5:A:565:SER:O	2.32	0.63
5:A:472:ARG:N	5:A:473:PRO:HD2	2.12	0.63
5:A:508:THR:O	5:A:509:ALA:CB	2.47	0.63
5:A:599:PHE:CD2	5:A:735:VAL:HG21	2.34	0.63
5:A:705:GLU:HB3	6:B:545:LYS:NZ	2.14	0.63
20:A:824:CLA:HMA3	20:A:825:CLA:O1A	1.98	0.63
7:C:28:MET:HG2	7:C:38:GLN:HE21	1.64	0.63
7:C:77:MET:O	7:C:79:LEU:N	2.29	0.63
20:F:205:CLA:HBC2	20:F:205:CLA:CHD	2.26	0.63

Continued on next page...

Continued from previous page...

Atom-1	Atom-2	Interatomic distance (Å)	Clash overlap (Å)
11:G:92:GLY:O	11:G:93:TYR:C	2.36	0.63
11:G:93:TYR:CA	11:G:94:ASP:CG	2.59	0.63
21:H:105:LMU:C2'	21:H:105:LMU:C6'	2.63	0.63
13:I:11:LEU:HD11	22:I:103:BCR:C10	2.29	0.63
16:L:122:GLY:O	16:L:124:LYS:N	2.32	0.63
21:R:102:LMU:H92	21:R:102:LMU:C5	2.18	0.63
20:R:107:CLA:HED3	20:R:107:CLA:NA	2.12	0.63
2:2:72:GLY:O	2:2:74:LEU:N	2.28	0.63
4:4:40:PHE:HB3	4:4:43:ALA:HB3	1.70	0.63
4:4:99:HIS:ND1	4:4:99:HIS:O	2.30	0.63
5:A:27:ILE:HG23	5:A:28:LYS:HG3	1.81	0.63
5:A:455:PHE:HD1	20:A:830:CLA:CMA	2.12	0.63
5:A:691:MET:O	23:A:842:PQN:O1	2.17	0.63
5:A:707:ILE:C	5:A:711:HIS:CD2	2.73	0.63
20:A:824:CLA:C3B	22:A:846:BCR:C22	2.77	0.63
22:A:847:BCR:H353	20:A:851:CLA:H41	1.81	0.63
20:B:823:CLA:H52	20:B:837:CLA:CBD	2.28	0.63
20:B:826:CLA:H142	22:B:844:BCR:C10	2.24	0.63
7:C:12:ILE:CB	7:C:39:ILE:HA	2.29	0.63
13:I:8:PHE:CE1	20:I:102:CLA:H43	2.33	0.63
17:N:62:SER:CA	17:N:66:ASP:H	2.12	0.63
4:4:93:ILE:CG2	4:4:94:GLU:N	2.61	0.62
5:A:201:SER:O	5:A:204:ASN:HB2	1.99	0.62
5:A:665:ILE:C	5:A:665:ILE:HD12	2.19	0.62
5:A:711:HIS:HB3	5:A:717:ALA:CB	2.29	0.62
20:A:815:CLA:NA	20:A:815:CLA:CGA	2.62	0.62
6:B:378:ILE:HG22	6:B:379:ALA:H	1.63	0.62
6:B:464:GLN:HA	6:B:467:HIS:HB2	1.80	0.62
6:B:670:TYR:C	6:B:670:TYR:CD1	2.72	0.62
22:B:844:BCR:H331	22:B:844:BCR:HC8	1.79	0.62
22:B:852:BCR:HC8	20:L:208:CLA:CHC	2.28	0.62
22:B:852:BCR:C38	22:B:852:BCR:C23	2.76	0.62
9:E:61:THR:HG22	9:E:62:ARG:N	2.11	0.62
10:F:80:TRP:HB3	20:F:206:CLA:HHC	1.81	0.62
13:I:26:LEU:HD13	13:I:30:LYS:HB3	1.80	0.62
17:N:54:LYS:CB	17:N:57:LYS:HE2	2.12	0.62
5:A:109:TRP:CH2	5:A:154:ARG:HD3	2.34	0.62
5:A:210:LEU:HD13	20:A:813:CLA:CMB	2.23	0.62
5:A:281:LEU:O	5:A:282:THR:C	2.36	0.62
5:A:426:THR:HA	5:A:428:TYR:CZ	2.34	0.62
20:A:808:CLA:H142	22:J:102:BCR:H14C	1.79	0.62

Continued on next page...

Continued from previous page...

Atom-1	Atom-2	Interatomic distance (Å)	Clash overlap (Å)
20:A:822:CLA:C1B	22:A:845:BCR:C15	2.77	0.62
6:B:392:ILE:HD13	20:B:827:CLA:CED	2.30	0.62
6:B:704:GLN:O	6:B:708:VAL:HG23	1.99	0.62
20:B:815:CLA:CB	20:B:824:CLA:CBB	2.77	0.62
7:C:60:THR:HG23	7:C:63:LEU:O	1.99	0.62
8:D:48:ILE:CB	8:D:100:PHE:HB3	2.28	0.62
21:L:205:LMU:O2'	21:L:205:LMU:H11	1.98	0.62
4:4:62:GLU:O	4:4:65:THR:HG22	1.99	0.62
4:4:89:THR:N	4:4:90:LEU:CD2	2.52	0.62
4:4:106:TRP:CE3	20:4:314:CLA:CMA	2.82	0.62
5:A:360:ILE:HD13	22:A:845:BCR:H371	1.79	0.62
5:A:398:HIS:CD2	20:A:826:CLA:ND	2.67	0.62
5:A:406:LEU:HD11	20:A:806:CLA:HMB3	1.80	0.62
5:A:412:ALA:HA	5:A:598:VAL:HG21	1.80	0.62
5:A:604:TRP:O	5:A:607:ASN:N	2.27	0.62
6:B:120:VAL:CA	6:B:123:TRP:HD1	2.08	0.62
6:B:221:GLY:C	6:B:223:GLY:H	2.03	0.62
6:B:493:TRP:NE1	20:B:814:CLA:HAC2	2.13	0.62
6:B:545:LYS:CG	6:B:546:LEU:N	2.61	0.62
6:B:689:ASN:OD1	6:B:689:ASN:N	2.31	0.62
6:B:732:LYS:CD	6:B:734:GLY:N	2.60	0.62
20:B:807:CLA:CMC	22:B:846:BCR:C28	2.76	0.62
7:C:73:THR:C	7:C:76:SER:OG	2.37	0.62
15:K:53:ALA:HA	15:K:56:THR:HG23	1.80	0.62
1:1:57:ILE:O	1:1:57:ILE:CG1	2.44	0.62
2:2:42:ARG:HA	2:2:45:VAL:HG23	0.72	0.62
5:A:224:HIS:HE1	20:A:815:CLA:CHD	2.11	0.62
5:A:555:ILE:HG23	20:B:851:CLA:OBD	1.99	0.62
5:A:697:ARG:C	5:A:699:TYR:H	2.02	0.62
20:A:809:CLA:H51	22:J:102:BCR:H10C	1.82	0.62
20:A:809:CLA:HBD	20:A:809:CLA:HBA2	1.80	0.62
6:B:53:GLN:C	6:B:55:ALA:N	2.53	0.62
6:B:429:LEU:HB3	6:B:525:LEU:HB2	1.80	0.62
10:F:22:LEU:CA	10:F:25:LEU:HD13	2.29	0.62
21:F:201:LMU:H11	21:F:201:LMU:H92	1.80	0.62
12:H:41:GLU:OE2	12:H:42:THR:OG1	2.15	0.62
21:H:106:LMU:C1B	21:H:106:LMU:H32	2.25	0.62
20:H:109:CLA:HBB2	13:I:13:GLY:C	2.18	0.62
13:I:24:LEU:C	13:I:26:LEU:N	2.51	0.62
20:J:103:CLA:C16	20:J:103:CLA:C2	2.75	0.62
18:R:31:UNK:C	18:R:32:UNK:O	2.47	0.62

Continued on next page...

Continued from previous page...

Atom-1	Atom-2	Interatomic distance (Å)	Clash overlap (Å)
3:3:59:ILE:O	3:3:63:ARG:HG3	1.99	0.62
20:4:304:CLA:H2A	20:4:304:CLA:CGD	2.18	0.62
5:A:79:PHE:HE2	5:A:185:HIS:CG	2.17	0.62
5:A:158:ILE:CG2	20:A:814:CLA:HED3	2.30	0.62
5:A:330:ILE:HG22	5:A:330:ILE:O	1.99	0.62
5:A:348:GLU:O	5:A:350:LEU:N	2.33	0.62
5:A:401:TRP:HD1	20:A:826:CLA:CHC	2.12	0.62
5:A:702:GLU:HA	6:B:545:LYS:HE2	1.81	0.62
20:A:825:CLA:HMC1	20:A:825:CLA:HBC3	1.76	0.62
20:A:826:CLA:H72	22:A:847:BCR:C37	2.20	0.62
6:B:25:ILE:CB	22:L:210:BCR:H292	2.28	0.62
6:B:467:HIS:NE2	20:B:832:CLA:C1A	2.63	0.62
20:B:824:CLA:C7	22:B:845:BCR:H14C	2.30	0.62
8:D:37:LEU:O	8:D:39:LYS:N	2.32	0.62
8:D:78:ALA:O	8:D:79:ARG:NH1	2.33	0.62
1:1:28:GLY:O	20:1:211:CLA:C3C	2.47	0.62
4:4:69:ILE:HD11	4:4:175:LYS:CD	2.21	0.62
4:4:73:PRO:O	4:4:74:LYS:HB2	1.99	0.62
4:4:145:PRO:O	4:4:146:THR:C	2.31	0.62
5:A:122:VAL:HA	5:A:133:ASN:HD21	1.65	0.62
5:A:553:VAL:O	5:A:557:LEU:N	2.29	0.62
5:A:553:VAL:HG22	22:A:846:BCR:H401	1.81	0.62
21:A:854:LMU:H1'	21:A:854:LMU:H31	1.81	0.62
6:B:40:GLY:HA2	6:B:165:VAL:HG23	1.80	0.62
6:B:284:PHE:O	6:B:288:GLY:N	2.28	0.62
6:B:289:LEU:HD22	22:B:842:BCR:H352	1.80	0.62
6:B:456:GLU:HG2	10:F:70:HIS:HB3	1.80	0.62
6:B:661:PHE:HB3	20:B:851:CLA:HBC3	1.81	0.62
20:B:806:CLA:HBB2	20:B:826:CLA:HHC	1.79	0.62
20:B:814:CLA:HED2	20:B:814:CLA:HBA1	1.81	0.62
8:D:94:TYR:O	8:D:95:LYS:CB	2.48	0.62
10:F:103:SER:C	10:F:105:LEU:N	2.53	0.62
12:H:21:TRP:N	12:H:22:ASP:CB	2.61	0.62
16:L:64:LEU:HA	16:L:67:PRO:HG3	1.80	0.62
17:N:4:GLU:CD	17:N:5:GLU:HB2	2.20	0.62
17:N:58:VAL:C	17:N:60:PHE:H	2.03	0.62
2:2:44:ASN:ND2	14:J:1:MET:CB	2.62	0.62
2:2:56:MET:O	2:2:57:LEU:C	2.36	0.62
2:2:72:GLY:C	2:2:74:LEU:H	2.03	0.62
2:2:168:ARG:HG2	2:2:168:ARG:HH11	1.64	0.62
5:A:308:ILE:HG22	5:A:309:LEU:H	1.64	0.62

Continued on next page...

Continued from previous page...

Atom-1	Atom-2	Interatomic distance (Å)	Clash overlap (Å)
5:A:399:HIS:O	5:A:400:MET:HB2	1.97	0.62
5:A:669:GLY:N	6:B:445:ALA:HA	2.15	0.62
20:A:804:CLA:HBA2	20:A:811:CLA:H62	1.82	0.62
20:A:807:CLA:HBA1	20:A:807:CLA:NA	2.05	0.62
6:B:527:LEU:HB3	20:B:823:CLA:C4C	2.29	0.62
6:B:697:PRO:CB	20:B:838:CLA:HBC3	2.30	0.62
20:B:823:CLA:H11	20:B:837:CLA:CB D	2.29	0.62
8:D:87:GLY:N	8:D:90:LEU:HB3	2.15	0.62
10:F:40:LEU:HA	10:F:42:ILE:CG1	2.26	0.62
17:N:66:ASP:C	17:N:67:LEU:CG	2.68	0.62
1:1:57:ILE:C	1:1:59:VAL:N	2.51	0.62
2:2:54:TRP:CZ2	2:2:109:ARG:CG	2.82	0.62
20:2:322:CLA:CED	20:J:101:CLA:HMA3	2.27	0.62
4:4:74:LYS:H	4:4:75:TRP:CB	2.13	0.62
5:A:40:PHE:CZ	5:A:56:ASN:HB3	2.35	0.62
5:A:558:LYS:NZ	6:B:674:LEU:HD23	2.15	0.62
20:A:812:CLA:C3D	20:A:813:CLA:HMC3	2.30	0.62
20:A:838:CLA:H161	22:A:847:BCR:HC22	1.82	0.62
20:B:815:CLA:HBD	20:B:824:CLA:HBB2	1.80	0.62
10:F:151:ASP:HA	10:F:154:PHE:HB3	1.80	0.62
21:G:101:LMU:O2'	21:G:101:LMU:H5'	2.00	0.62
12:H:14:ILE:O	12:H:14:ILE:HD13	1.99	0.62
20:J:101:CLA:O1D	20:J:101:CLA:CGA	2.47	0.62
16:L:30:SER:O	16:L:32:LEU:N	2.33	0.62
20:1:201:CLA:HBC3	20:1:201:CLA:HMC1	0.70	0.62
2:2:196:HIS:HE1	19:O:1:GLC:O3	1.78	0.62
3:3:173:GLU:HG2	3:3:174:LYS:N	2.08	0.62
20:A:826:CLA:C18	22:J:102:BCR:H17C	2.29	0.62
20:A:850:CLA:CAA	20:B:849:CLA:HBB2	2.27	0.62
6:B:190:TRP:HE3	20:B:812:CLA:HBB2	1.64	0.62
6:B:213:LEU:HD12	6:B:214:ASP:N	2.15	0.62
6:B:216:LEU:HD21	6:B:221:GLY:CA	2.30	0.62
6:B:560:ASP:CG	6:B:561:GLY:N	2.53	0.62
6:B:622:ASP:HA	6:B:626:LEU:HB3	1.82	0.62
6:B:715:VAL:O	6:B:719:PHE:N	2.32	0.62
10:F:84:ILE:O	10:F:87:GLY:N	2.26	0.62
12:H:57:LEU:O	12:H:57:LEU:HD13	1.99	0.62
15:K:27:ALA:CB	15:K:28:PRO:CD	2.78	0.62
16:L:158:MET:SD	16:L:159:TYR:N	2.69	0.62
2:2:187:GLY:O	2:2:189:ILE:HG12	2.00	0.62
3:3:181:LEU:N	3:3:181:LEU:HD13	2.11	0.62

Continued on next page...

Continued from previous page...

Atom-1	Atom-2	Interatomic distance (Å)	Clash overlap (Å)
3:3:194:ILE:HG13	20:3:304:CLA:C2C	2.30	0.62
5:A:302:HIS:HE1	20:A:818:CLA:CHB	2.13	0.62
5:A:448:TRP:CD1	20:A:830:CLA:HED2	2.35	0.62
5:A:711:HIS:NE2	20:A:837:CLA:HBC1	2.11	0.62
6:B:31:PHE:HB2	6:B:42:LEU:CD1	2.28	0.62
6:B:91:ILE:HD11	6:B:104:PHE:CD2	2.34	0.62
6:B:334:LEU:CB	20:B:805:CLA:HMD3	2.29	0.62
6:B:347:LEU:CD2	6:B:351:HIS:HE1	2.11	0.62
6:B:439:HIS:CD2	6:B:453:ILE:HG22	2.35	0.62
6:B:462:TRP:HZ3	20:B:832:CLA:CBC	2.12	0.62
6:B:664:LEU:C	6:B:667:TRP:CZ3	2.70	0.62
20:B:803:CLA:HBB1	10:F:101:GLY:HA3	1.81	0.62
20:B:807:CLA:H142	20:B:807:CLA:C10	2.29	0.62
9:E:73:ASN:HD22	9:E:73:ASN:C	2.04	0.62
12:H:25:GLY:CA	12:H:27:ASP:HB2	2.28	0.62
12:H:26:SER:C	12:H:27:ASP:O	2.34	0.62
20:J:101:CLA:HBA2	20:J:101:CLA:CGD	2.29	0.62
16:L:30:SER:C	16:L:32:LEU:H	2.03	0.62
17:N:67:LEU:HB2	17:N:68:GLU:HB3	1.82	0.62
1:1:44:LEU:HD22	1:1:154:ALA:HB3	1.80	0.61
2:2:166:ASN:OD1	2:2:169:LEU:HD12	2.00	0.61
3:3:62:GLY:HA2	3:3:65:ALA:HB3	1.82	0.61
3:3:83:LEU:C	20:3:302:CLA:H43	2.20	0.61
4:4:129:GLY:C	4:4:131:VAL:H	2.02	0.61
5:A:27:ILE:C	5:A:27:ILE:HD13	2.19	0.61
5:A:445:HIS:O	5:A:446:LEU:HB2	1.99	0.61
5:A:578:ARG:HA	5:A:595:TRP:HB2	1.80	0.61
20:A:818:CLA:C20	20:A:825:CLA:H3A	2.30	0.61
20:A:826:CLA:H171	22:J:102:BCR:H351	1.81	0.61
6:B:633:ASN:ND2	6:B:636:THR:CB	2.63	0.61
6:B:654:HIS:HE1	20:B:849:CLA:NB	1.96	0.61
20:B:836:CLA:CGA	20:B:836:CLA:C1A	2.78	0.61
7:C:44:ARG:NH2	8:D:127:ARG:CB	2.60	0.61
8:D:118:VAL:HG12	8:D:119:TYR:N	2.15	0.61
20:L:208:CLA:HBC3	20:L:208:CLA:CMC	2.30	0.61
3:3:52:LYS:CA	3:3:55:ALA:HB3	2.30	0.61
4:4:194:VAL:N	4:4:195:GLN:O	2.29	0.61
5:A:307:ALA:O	5:A:308:ILE:C	2.39	0.61
20:A:830:CLA:HAA1	22:B:852:BCR:C13	2.30	0.61
20:A:851:CLA:CED	20:B:849:CLA:H2	2.30	0.61
6:B:82:PHE:O	6:B:84:VAL:N	2.33	0.61

Continued on next page...

Continued from previous page...

Atom-1	Atom-2	Interatomic distance (Å)	Clash overlap (Å)
6:B:458:ILE:HG23	20:B:836:CLA:CMD	2.30	0.61
9:E:32:ARG:HH22	9:E:53:VAL:HA	1.64	0.61
21:R:109:LMU:H1'	21:R:109:LMU:H6'	1.65	0.61
2:2:208:PHE:CG	2:2:209:THR:N	2.68	0.61
5:A:451:ILE:HD11	20:A:830:CLA:HED1	1.81	0.61
5:A:662:SER:HA	5:A:665:ILE:HD11	1.81	0.61
6:B:166:SER:O	6:B:168:PHE:N	2.33	0.61
6:B:196:HIS:CE1	20:B:813:CLA:ND	2.68	0.61
21:B:802:LMU:C1B	21:B:802:LMU:H3O2	2.13	0.61
20:B:824:CLA:C10	22:B:845:BCR:H14C	2.30	0.61
18:R:41:UNK:CA	18:R:42:UNK:CB	2.76	0.61
1:1:161:PHE:CD1	20:1:203:CLA:CBB	2.84	0.61
20:2:305:CLA:H2	20:2:308:CLA:HMD3	1.81	0.61
3:3:194:ILE:HD11	20:3:304:CLA:CMC	2.16	0.61
4:4:99:HIS:C	4:4:99:HIS:HD1	2.03	0.61
4:4:118:ASP:HB2	20:4:306:CLA:HMB3	1.82	0.61
4:4:147:LEU:HD22	4:4:148:GLU:CB	2.29	0.61
5:A:143:ILE:HD12	5:A:144:GLN:H	1.66	0.61
5:A:308:ILE:HG13	20:A:816:CLA:CBB	2.29	0.61
5:A:472:ARG:O	5:A:474:GLN:CG	2.47	0.61
20:A:838:CLA:H101	20:A:852:CLA:H152	1.81	0.61
6:B:592:PHE:HA	6:B:721:TYR:OH	2.01	0.61
6:B:658:ALA:O	6:B:661:PHE:HD2	1.84	0.61
6:B:692:ARG:NH2	6:B:694:ARG:HG2	2.15	0.61
20:B:821:CLA:CMC	20:B:821:CLA:HBC2	2.30	0.61
20:B:823:CLA:CMB	22:B:845:BCR:C35	2.76	0.61
10:F:10:GLU:OE1	10:F:11:SER:N	2.33	0.61
10:F:17:ARG:HA	10:F:17:ARG:NE	2.14	0.61
4:4:40:PHE:CA	4:4:43:ALA:CB	2.79	0.61
4:4:104:ARG:HA	4:4:107:GLN:HB2	1.83	0.61
5:A:261:SER:O	5:A:262:PHE:CD2	2.54	0.61
5:A:337:PRO:CD	20:A:840:CLA:HHC	2.31	0.61
6:B:98:GLN:C	6:B:100:ALA:N	2.53	0.61
6:B:433:THR:O	6:B:436:LEU:O	2.17	0.61
20:B:829:CLA:HBC2	20:B:829:CLA:CHD	2.20	0.61
20:B:839:CLA:H191	13:I:21:MET:HB2	1.83	0.61
20:H:101:CLA:CAD	20:H:101:CLA:CED	2.75	0.61
21:H:108:LMU:H32	21:H:108:LMU:H101	1.39	0.61
4:4:143:PHE:CB	4:4:150:LYS:HE2	2.29	0.61
5:A:105:ASN:HB2	5:A:140:PHE:HZ	1.66	0.61
5:A:207:LEU:HB3	20:A:819:CLA:HBB2	1.83	0.61

Continued on next page...

Continued from previous page...

Atom-1	Atom-2	Interatomic distance (Å)	Clash overlap (Å)
5:A:308:ILE:HG21	20:A:816:CLA:HMC2	1.83	0.61
5:A:582:ASP:HB3	5:A:589:THR:HG22	1.81	0.61
5:A:711:HIS:NE2	20:A:837:CLA:CBC	2.62	0.61
6:B:127:ILE:HG12	6:B:193:HIS:HE1	1.65	0.61
7:C:1:MET:H2	7:C:3:HIS:H	1.42	0.61
8:D:102:ARG:NH2	8:D:109:VAL:O	2.33	0.61
11:G:37:GLU:OE2	11:G:42:SER:CA	2.49	0.61
15:K:17:LEU:HG	15:K:56:THR:CB	2.30	0.61
17:N:57:LYS:O	17:N:60:PHE:N	2.33	0.61
18:R:35:UNK:C	18:R:38:UNK:CB	2.79	0.61
2:2:187:GLY:O	2:2:188:PRO:C	2.38	0.61
4:4:37:LEU:O	4:4:39:TRP:CG	2.53	0.61
20:A:815:CLA:HBB1	22:A:843:BCR:C13	2.31	0.61
20:A:838:CLA:NC	20:A:838:CLA:H43	2.15	0.61
6:B:310:PRO:HB2	6:B:311:PRO:CD	2.31	0.61
6:B:371:LEU:HD21	20:B:826:CLA:HED3	1.82	0.61
6:B:668:ARG:HG3	6:B:700:LEU:O	2.00	0.61
20:B:839:CLA:HMC3	20:B:851:CLA:HMB3	1.83	0.61
21:B:847:LMU:H5'	21:B:847:LMU:O5B	2.01	0.61
10:F:90:PHE:HA	22:F:202:BCR:C39	2.31	0.61
14:J:2:ARG:HB3	14:J:7:TYR:CZ	2.36	0.61
17:N:1:GLY:C	17:N:2:VAL:HG13	2.21	0.61
17:N:65:LEU:HD21	17:N:66:ASP:O	2.00	0.61
2:2:159:LEU:O	2:2:160:ARG:C	2.39	0.61
4:4:194:VAL:CG1	4:4:195:GLN:HB3	2.30	0.61
5:A:170:GLY:C	5:A:173:VAL:HG22	2.20	0.61
5:A:358:LEU:HD21	5:A:413:HIS:ND1	2.15	0.61
20:A:841:CLA:H112	20:A:841:CLA:H61	1.81	0.61
6:B:212:PHE:CZ	20:B:812:CLA:HAC1	2.35	0.61
20:B:815:CLA:HBD	20:B:824:CLA:CBB	2.30	0.61
20:B:830:CLA:H71	22:F:203:BCR:H402	1.83	0.61
10:F:20:GLN:O	10:F:21:ALA:HB2	2.01	0.61
22:I:103:BCR:H382	22:I:103:BCR:C40	2.31	0.61
21:K:106:LMU:H31	21:K:106:LMU:H3'	1.81	0.61
17:N:39:SER:O	17:N:40:CYS:CB	2.48	0.61
2:2:79:TRP:CD1	2:2:81:THR:CG2	2.84	0.61
5:A:84:GLY:O	5:A:87:SER:O	2.18	0.61
5:A:229:ILE:CG2	5:A:229:ILE:O	2.48	0.61
5:A:281:LEU:HD22	20:A:816:CLA:HMA3	1.83	0.61
5:A:527:VAL:CG1	5:A:528:ALA:N	2.64	0.61
20:A:824:CLA:HAA2	20:A:825:CLA:CAD	2.31	0.61

Continued on next page...

Continued from previous page...

Atom-1	Atom-2	Interatomic distance (Å)	Clash overlap (Å)
20:A:824:CLA:HMA1	22:A:846:BCR:H16C	1.81	0.61
6:B:124:TRP:CD1	6:B:124:TRP:C	2.73	0.61
6:B:130:ARG:HH11	6:B:130:ARG:CG	2.13	0.61
6:B:143:LEU:C	6:B:145:LEU:H	2.03	0.61
6:B:290:MET:HG3	20:B:819:CLA:C2C	2.31	0.61
6:B:456:GLU:OE1	10:F:70:HIS:ND1	2.33	0.61
6:B:623:TYR:O	6:B:624:LEU:HB2	1.99	0.61
8:D:84:LEU:HD12	8:D:100:PHE:HZ	1.65	0.61
9:E:73:ASN:ND2	9:E:75:ALA:H	1.99	0.61
14:J:20:GLY:O	14:J:21:SER:HB2	2.01	0.61
17:N:5:GLU:CD	17:N:6:TYR:CD2	2.74	0.61
17:N:72:LYS:HZ3	17:N:74:LYS:CG	2.02	0.61
17:N:73:ASP:OD1	17:N:73:ASP:N	2.32	0.61
18:R:4:UNK:O	18:R:5:UNK:CB	2.49	0.61
2:2:37:ASP:OD2	3:3:41:ASP:CB	2.49	0.61
2:2:85:GLN:OE1	2:2:86:GLU:N	2.34	0.61
2:2:98:GLU:OE2	20:2:312:CLA:ND	2.33	0.61
4:4:94:GLU:HG2	4:4:95:PHE:CG	2.35	0.61
5:A:249:ILE:CG1	5:A:250:LEU:N	2.49	0.61
5:A:389:TYR:HE1	5:A:625:TRP:CD1	2.19	0.61
5:A:581:CYS:CB	5:A:590:CYS:O	2.49	0.61
5:A:705:GLU:HG2	6:B:545:LYS:HZ2	1.66	0.61
6:B:231:ASN:OD1	11:G:5:SER:HB2	2.01	0.61
6:B:289:LEU:HD21	20:B:818:CLA:NA	2.16	0.61
6:B:459:PHE:O	6:B:463:ILE:HD13	2.01	0.61
6:B:707:LEU:HD12	6:B:711:VAL:HG21	1.81	0.61
7:C:28:MET:HB3	8:D:122:LYS:O	2.00	0.61
8:D:46:TYR:N	8:D:46:TYR:CD2	2.69	0.61
16:L:33:ILE:HG12	20:L:202:CLA:C4	2.30	0.61
1:1:183:ASP:OD1	4:4:89:THR:HB	2.01	0.60
2:2:128:ASN:ND2	14:J:4:PHE:H	1.97	0.60
3:3:106:TYR:CD1	3:3:107:TRP:N	2.68	0.60
20:4:302:CLA:CHD	20:4:302:CLA:HBC3	2.24	0.60
5:A:39:HIS:O	5:A:40:PHE:HB3	2.01	0.60
5:A:123:VAL:O	5:A:124:TRP:HB2	2.01	0.60
5:A:394:SER:HB2	20:A:826:CLA:CMA	2.20	0.60
20:A:826:CLA:C17	22:J:102:BCR:H17C	2.30	0.60
6:B:295:PHE:HE2	11:G:38:GLN:NE2	1.99	0.60
6:B:534:LEU:HD21	6:B:579:ALA:CB	2.31	0.60
8:D:117:GLY:O	8:D:118:VAL:CG2	2.39	0.60
12:H:39:PHE:O	12:H:40:PHE:CD1	2.54	0.60

Continued on next page...

Continued from previous page...

Atom-1	Atom-2	Interatomic distance (Å)	Clash overlap (Å)
13:I:2:ILE:HG12	13:I:3:ASN:ND2	2.16	0.60
20:K:102:CLA:HMC1	20:K:102:CLA:CBC	2.20	0.60
16:L:46:ALA:HB2	16:L:52:ARG:NH2	2.16	0.60
1:1:32:VAL:HG21	20:1:211:CLA:ND	2.16	0.60
2:2:128:ASN:CG	2:2:130:LEU:HB2	2.21	0.60
4:4:70:ILE:O	4:4:73:PRO:HD2	2.00	0.60
5:A:360:ILE:O	5:A:361:ASN:HB3	2.01	0.60
5:A:446:LEU:CD1	5:A:554:LEU:HA	2.30	0.60
6:B:275:HIS:HD1	20:B:815:CLA:HMB1	1.64	0.60
6:B:555:TYR:O	6:B:571:SER:HB2	2.01	0.60
6:B:632:ILE:C	6:B:634:GLY:H	2.04	0.60
20:B:821:CLA:HAA1	20:B:821:CLA:C1	2.31	0.60
20:B:826:CLA:C14	22:B:844:BCR:H10C	2.25	0.60
7:C:74:THR:C	7:C:76:SER:H	2.01	0.60
9:E:37:LYS:HB2	9:E:49:VAL:HG22	1.81	0.60
9:E:39:LEU:H	9:E:40:ARG:CZ	2.14	0.60
16:L:161:LEU:CD1	16:L:162:ASP:HA	2.16	0.60
1:1:185:TRP:CA	1:1:185:TRP:HE3	2.12	0.60
2:2:37:ASP:CG	2:2:38:PRO:HD3	2.21	0.60
2:2:68:LEU:O	2:2:70:LYS:N	2.35	0.60
3:3:64:TYR:CB	20:3:311:CLA:C4	2.73	0.60
20:A:822:CLA:HBC1	22:A:845:BCR:C39	2.31	0.60
20:A:829:CLA:HMB2	20:L:202:CLA:C2D	2.30	0.60
21:A:854:LMU:H32	21:A:854:LMU:H92	1.77	0.60
6:B:348:VAL:HG12	6:B:349:ALA:N	2.16	0.60
11:G:71:VAL:O	11:G:73:ALA:O	2.19	0.60
20:J:101:CLA:O1D	20:J:101:CLA:C1	2.47	0.60
15:K:51:ASP:OD1	15:K:55:PHE:CD1	2.54	0.60
1:1:160:GLY:CA	20:1:203:CLA:HBB2	2.31	0.60
3:3:181:LEU:N	3:3:182:LYS:CD	2.64	0.60
4:4:36:ASN:O	4:4:38:ARG:NH1	2.35	0.60
4:4:107:GLN:O	20:4:302:CLA:HMA3	1.82	0.60
5:A:154:ARG:NH2	5:A:233:LEU:HD13	2.16	0.60
5:A:346:LEU:O	5:A:347:TYR:HB2	2.02	0.60
5:A:466:THR:HG22	20:B:808:CLA:HHC	1.82	0.60
20:A:824:CLA:H61	20:A:825:CLA:HED2	1.83	0.60
23:A:842:PQN:H251	20:B:803:CLA:HMC1	1.81	0.60
21:A:855:LMU:H91	21:A:855:LMU:H21	0.65	0.60
6:B:500:ALA:HB2	6:B:508:LEU:HD22	1.83	0.60
16:L:124:LYS:C	16:L:126:GLN:N	2.54	0.60
18:R:39:UNK:CB	18:R:40:UNK:HA	2.31	0.60

Continued on next page...

Continued from previous page...

Atom-1	Atom-2	Interatomic distance (Å)	Clash overlap (Å)
2:2:73:ILE:HD13	2:2:75:ASN:HA	1.82	0.60
2:2:103:GLY:HA2	20:2:311:CLA:CBB	2.32	0.60
22:3:314:BCR:C39	22:3:314:BCR:C23	2.37	0.60
5:A:295:TRP:HB2	5:A:298:ASP:OD2	2.01	0.60
20:A:824:CLA:HED2	20:A:824:CLA:CAA	2.31	0.60
20:A:826:CLA:H172	22:J:102:BCR:C17	2.31	0.60
6:B:392:ILE:HG12	6:B:555:TYR:CD1	2.36	0.60
6:B:493:TRP:CB	20:B:833:CLA:HED2	2.31	0.60
6:B:559:CYS:HB2	6:B:702:ILE:HD12	1.82	0.60
20:B:807:CLA:H102	20:B:807:CLA:C14	2.30	0.60
9:E:48:ASN:ND2	9:E:71:LYS:HZ2	1.99	0.60
10:F:151:ASP:OD2	10:F:154:PHE:CD1	2.54	0.60
13:I:10:PRO:O	13:I:15:LEU:N	2.34	0.60
15:K:17:LEU:HD23	15:K:21:ALA:HB2	1.84	0.60
5:A:452:PHE:CD1	20:A:835:CLA:HBB2	2.36	0.60
20:A:809:CLA:HMC1	20:A:809:CLA:HBC3	1.82	0.60
20:A:822:CLA:NC	22:A:845:BCR:C19	2.56	0.60
6:B:212:PHE:HZ	20:B:812:CLA:HAC1	1.67	0.60
6:B:488:ALA:HB1	20:B:834:CLA:C1C	2.32	0.60
6:B:569:ASP:HB3	6:B:574:ASP:HB3	1.84	0.60
6:B:646:TRP:O	6:B:649:MET:HB2	2.01	0.60
7:C:62:PHE:CE1	9:E:42:GLU:HB2	2.37	0.60
8:D:79:ARG:H	8:D:82:GLN:NE2	2.00	0.60
8:D:86:LEU:C	8:D:90:LEU:HB3	2.22	0.60
9:E:72:VAL:O	9:E:73:ASN:CB	2.39	0.60
11:G:34:GLN:O	11:G:35:VAL:C	2.39	0.60
11:G:42:SER:OG	11:G:44:PHE:N	2.35	0.60
11:G:45:GLU:O	11:G:46:ALA:CB	2.49	0.60
21:H:108:LMU:O3'	21:H:108:LMU:H6'2	2.00	0.60
16:L:33:ILE:CD1	16:L:36:TYR:HD1	2.14	0.60
22:3:314:BCR:HC8	22:3:314:BCR:H321	1.84	0.60
4:4:128:ALA:O	4:4:130:GLU:HG2	2.02	0.60
5:A:389:TYR:CE1	5:A:625:TRP:CD1	2.89	0.60
6:B:194:LEU:O	6:B:198:ALA:HB3	2.01	0.60
6:B:551:LYS:CG	6:B:552:ASP:H	2.14	0.60
6:B:593:TYR:O	6:B:596:TRP:O	2.18	0.60
6:B:661:PHE:CB	20:B:851:CLA:HMC1	2.31	0.60
20:B:836:CLA:C12	22:F:203:BCR:H312	2.32	0.60
16:L:9:GLN:C	16:L:11:ILE:H	2.04	0.60
2:2:124:ILE:HG22	2:2:129:LYS:HB3	1.83	0.60
2:2:128:ASN:HD21	14:J:4:PHE:H	1.50	0.60

Continued on next page...

Continued from previous page...

Atom-1	Atom-2	Interatomic distance (Å)	Clash overlap (Å)
2:2:203:THR:O	2:2:204:ILE:CB	2.48	0.60
2:2:209:THR:HG23	2:2:209:THR:O	2.02	0.60
20:2:322:CLA:HMB3	20:J:103:CLA:H141	1.83	0.60
4:4:94:GLU:CB	4:4:95:PHE:HE1	1.89	0.60
4:4:109:ILE:HG22	4:4:120:ILE:HG23	1.84	0.60
5:A:98:PHE:O	5:A:99:HIS:CB	2.49	0.60
5:A:131:ILE:CG2	5:A:132:LEU:N	2.65	0.60
20:A:832:CLA:H2A	20:A:832:CLA:O1D	2.00	0.60
21:A:854:LMU:C3	21:A:854:LMU:C7	2.75	0.60
6:B:154:TRP:CD1	6:B:158:GLN:CG	2.85	0.60
6:B:625:TRP:CE3	6:B:626:LEU:N	2.69	0.60
9:E:41:ARG:HG3	9:E:46:PHE:CZ	2.37	0.60
9:E:56:ASP:HB2	9:E:64:PRO:CB	2.28	0.60
15:K:1:ASP:CA	15:K:5:SER:HB3	2.25	0.60
20:L:202:CLA:H92	20:L:203:CLA:H2	1.82	0.60
17:N:28:ASN:HA	17:N:30:ALA:H	1.66	0.60
18:R:35:UNK:N	18:R:38:UNK:CB	2.65	0.60
1:1:89:VAL:O	11:G:77:ILE:HD11	1.98	0.60
20:1:206:CLA:CBC	20:1:206:CLA:CHD	2.76	0.60
21:1:219:LMU:C6'	21:1:219:LMU:C1B	2.73	0.60
2:2:129:LYS:HA	2:2:131:THR:HG23	1.84	0.60
2:2:205:PHE:CE1	2:2:206:ALA:CA	2.85	0.60
20:2:307:CLA:CBA	20:2:307:CLA: CBD	2.80	0.60
5:A:334:HIS:HB3	20:A:820:CLA:HMA1	1.83	0.60
5:A:499:ALA:HB3	20:A:832:CLA:O2D	2.02	0.60
5:A:631:GLN:O	21:A:848:LMU:H6E	2.02	0.60
20:A:814:CLA:CMB	22:A:843:BCR:H382	2.19	0.60
20:A:823:CLA:OBD	20:A:823:CLA:H112	2.01	0.60
20:A:826:CLA:HBA1	20:A:826:CLA:C4	2.29	0.60
6:B:8:PHE:O	6:B:35:ASP:CB	2.49	0.60
6:B:353:TYR:C	6:B:355:LEU:H	2.05	0.60
6:B:357:ALA:O	6:B:358:TYR:CD1	2.54	0.60
6:B:374:HIS:HB2	20:B:825:CLA:C4B	2.30	0.60
6:B:393:PHE:CD2	6:B:397:ASP:OD1	2.47	0.60
20:B:809:CLA:HBD	20:B:809:CLA:O2A	2.01	0.60
11:G:93:TYR:CA	11:G:94:ASP:OD1	2.49	0.60
11:G:94:ASP:H	11:G:95:PRO:HD2	1.66	0.60
16:L:163:LEU:HB2	16:L:164:PRO:HG3	1.77	0.60
2:2:61:GLY:O	2:2:65:PRO:CG	2.49	0.60
5:A:243:PRO:O	5:A:244:LEU:O	2.19	0.60
5:A:257:GLN:O	5:A:258:LEU:HB2	2.02	0.60

Continued on next page...

Continued from previous page...

Atom-1	Atom-2	Interatomic distance (Å)	Clash overlap (Å)
5:A:653:LEU:HD23	20:B:849:CLA:HBC2	1.84	0.60
5:A:693:LEU:HD11	5:A:738:TYR:CD1	2.37	0.60
20:A:809:CLA:HBA2	20:A:809:CLA:CHA	2.31	0.60
6:B:657:TRP:O	6:B:660:GLY:N	2.25	0.60
6:B:666:SER:HB3	6:B:671:TRP:NE1	2.12	0.60
10:F:23:LYS:HB3	10:F:24:LYS:HZ3	1.67	0.60
10:F:46:MET:O	10:F:48:LYS:N	2.35	0.60
11:G:30:ASN:C	11:G:30:ASN:HD22	2.04	0.60
21:H:107:LMU:H6D	21:H:108:LMU:H3'	1.84	0.60
16:L:58:LEU:HD21	16:L:153:TRP:CZ2	2.37	0.60
2:2:204:ILE:O	2:2:205:PHE:HB3	2.02	0.59
20:2:303:CLA:O1D	20:2:303:CLA:H2A	2.02	0.59
3:3:141:GLN:HG2	3:3:142:TYR:N	2.16	0.59
20:3:302:CLA:HBA2	20:3:302:CLA:CMA	2.19	0.59
4:4:169:GLN:CD	20:4:305:CLA:HAC2	2.22	0.59
5:A:109:TRP:HH2	5:A:154:ARG:HD3	1.66	0.59
5:A:110:LEU:O	5:A:113:PRO:HD3	2.02	0.59
5:A:174:PHE:O	5:A:175:ALA:CB	2.49	0.59
5:A:451:ILE:HD11	20:A:830:CLA:CED	2.32	0.59
5:A:472:ARG:N	5:A:473:PRO:CD	2.64	0.59
5:A:535:GLY:O	5:A:539:PHE:HB2	2.01	0.59
5:A:636:HIS:C	5:A:638:THR:H	2.04	0.59
5:A:684:PHE:CD2	5:A:685:VAL:N	2.69	0.59
20:A:830:CLA:CBC	20:A:835:CLA:HBC2	2.32	0.59
6:B:436:LEU:O	6:B:437:TYR:HB2	2.02	0.59
6:B:652:PHE:O	6:B:656:VAL:HG23	2.01	0.59
6:B:697:PRO:O	7:C:79:LEU:HD11	2.02	0.59
6:B:707:LEU:O	6:B:710:LEU:HB3	2.02	0.59
20:B:807:CLA:H42	20:B:807:CLA:CHD	2.32	0.59
20:B:817:CLA:OBD	20:B:820:CLA:CBC	2.48	0.59
7:C:74:THR:O	7:C:77:MET:N	2.30	0.59
11:G:26:PHE:HB2	11:G:27:GLN:NE2	2.16	0.59
16:L:14:LEU:HD21	16:L:20:ILE:HG22	1.84	0.59
17:N:58:VAL:C	17:N:60:PHE:N	2.51	0.59
2:2:41:LEU:O	2:2:42:ARG:HD3	2.01	0.59
4:4:76:TYR:CD1	4:4:76:TYR:C	2.72	0.59
4:4:103:ILE:O	4:4:107:GLN:HB2	2.02	0.59
20:4:318:CLA:HED3	20:4:318:CLA:C2	2.31	0.59
5:A:42:ARG:C	5:A:44:ILE:N	2.55	0.59
5:A:165:TYR:CD2	5:A:165:TYR:O	2.55	0.59
5:A:309:LEU:HA	5:A:312:ILE:O	2.01	0.59

Continued on next page...

Continued from previous page...

Atom-1	Atom-2	Interatomic distance (Å)	Clash overlap (Å)
5:A:491:TRP:HE1	20:A:834:CLA:C1	2.15	0.59
5:A:604:TRP:HE1	20:B:851:CLA:C1D	2.15	0.59
5:A:737:HIS:HA	5:A:740:LEU:HD23	1.83	0.59
5:A:755:ILE:O	5:A:756:ALA:CB	2.50	0.59
6:B:187:SER:O	6:B:188:LEU:C	2.39	0.59
20:B:851:CLA:HED3	20:B:851:CLA:HBA2	1.84	0.59
12:H:25:GLY:C	12:H:27:ASP:N	2.37	0.59
1:1:161:PHE:N	20:1:203:CLA:CBB	2.66	0.59
5:A:218:TRP:CA	20:A:814:CLA:HBB2	2.31	0.59
5:A:373:ALA:O	5:A:396:PHE:CD1	2.54	0.59
5:A:678:PHE:O	5:A:680:LEU:N	2.35	0.59
5:A:708:VAL:CA	5:A:711:HIS:HD2	2.16	0.59
22:A:847:BCR:H322	22:J:102:BCR:H391	1.84	0.59
20:A:852:CLA:CGA	20:A:852:CLA:H3A	2.32	0.59
6:B:400:PRO:HD2	8:D:143:PRO:HD3	1.85	0.59
6:B:482:ASN:OD1	6:B:485:ALA:HB2	2.01	0.59
20:B:806:CLA:C19	20:B:825:CLA:H141	2.32	0.59
8:D:58:PHE:HD2	8:D:59:GLU:H	1.47	0.59
21:H:105:LMU:H2'	21:H:105:LMU:H6E	1.82	0.59
21:H:106:LMU:H31	21:H:106:LMU:C4B	2.33	0.59
22:I:101:BCR:H392	20:I:102:CLA:C14	2.32	0.59
15:K:7:THR:HA	15:K:10:ILE:CG1	2.32	0.59
16:L:36:TYR:OH	20:L:208:CLA:HBA2	2.02	0.59
17:N:33:TYR:O	17:N:34:THR:CG2	2.50	0.59
17:N:39:SER:OG	17:N:41:LYS:HA	2.02	0.59
1:1:185:TRP:HB2	1:1:186:HIS:NE2	2.14	0.59
20:1:207:CLA:CGD	20:1:207:CLA:HAA2	2.32	0.59
5:A:230:ASN:HA	5:A:233:LEU:HB2	1.84	0.59
5:A:413:HIS:ND1	5:A:416:ILE:HD12	2.17	0.59
5:A:746:THR:OG1	20:A:850:CLA:O1D	2.20	0.59
20:A:822:CLA:C1B	22:A:845:BCR:H15C	2.33	0.59
6:B:53:GLN:OE1	6:B:53:GLN:HA	1.91	0.59
6:B:498:LEU:HD12	6:B:498:LEU:O	2.02	0.59
6:B:670:TYR:OH	20:B:851:CLA:CAD	2.50	0.59
21:R:103:LMU:C6'	21:R:103:LMU:C4	2.75	0.59
2:2:42:ARG:C	2:2:44:ASN:N	2.52	0.59
2:2:43:TRP:CZ3	2:2:125:PHE:HB2	2.37	0.59
2:2:97:VAL:HA	2:2:100:VAL:CG1	2.33	0.59
5:A:302:HIS:HB2	20:A:817:CLA:CHB	2.31	0.59
5:A:455:PHE:HD1	20:A:830:CLA:HMA2	1.67	0.59
5:A:478:SER:HB3	5:A:644:GLN:CD	2.21	0.59

Continued on next page...

Continued from previous page...

Atom-1	Atom-2	Interatomic distance (Å)	Clash overlap (Å)
5:A:547:PHE:HE2	20:B:851:CLA:O1A	1.86	0.59
6:B:412:LEU:O	6:B:415:LYS:HB3	2.03	0.59
6:B:557:PHE:CD1	6:B:571:SER:HB3	2.37	0.59
6:B:727:ALA:C	6:B:728:SER:OG	2.40	0.59
20:B:825:CLA:HBC3	20:B:825:CLA:HMC1	1.85	0.59
7:C:49:VAL:HG22	7:C:50:GLY:H	1.68	0.59
10:F:103:SER:O	10:F:105:LEU:N	2.34	0.59
11:G:64:VAL:O	11:G:64:VAL:HG12	2.02	0.59
14:J:32:PHE:HE2	14:J:33:PHE:CZ	2.21	0.59
16:L:135:GLY:O	16:L:138:LYS:HG2	2.02	0.59
1:1:115:GLU:HG3	1:1:116:LYS:H	1.67	0.59
2:2:50:VAL:O	2:2:54:TRP:CD1	2.44	0.59
2:2:127:ASN:O	2:2:128:ASN:HB2	2.02	0.59
2:2:198:ALA:O	2:2:199:ASP:CB	2.50	0.59
20:2:316:CLA:H152	20:2:316:CLA:C19	2.22	0.59
6:B:282:PHE:HE2	20:B:814:CLA:H3A	1.66	0.59
6:B:295:PHE:CE2	11:G:38:GLN:NE2	2.71	0.59
6:B:409:ALA:C	6:B:411:MET:N	2.55	0.59
6:B:594:TRP:C	6:B:594:TRP:HD1	2.06	0.59
6:B:661:PHE:CB	20:B:851:CLA:CMC	2.80	0.59
6:B:707:LEU:HD11	6:B:711:VAL:HG21	1.84	0.59
6:B:715:VAL:O	6:B:716:GLY:C	2.40	0.59
8:D:111:TYR:CD2	8:D:114:PRO:CB	2.84	0.59
14:J:26:LEU:HD23	14:J:26:LEU:O	2.02	0.59
20:K:101:CLA:HMD3	20:K:108:CLA:ND	2.17	0.59
17:N:62:SER:O	17:N:66:ASP:CG	2.40	0.59
1:1:34:ALA:HB3	1:1:137:PRO:HB3	1.85	0.59
20:2:308:CLA:C1B	20:2:308:CLA:H2	2.32	0.59
3:3:90:LEU:H	3:3:90:LEU:HD12	1.67	0.59
4:4:36:ASN:O	4:4:39:TRP:CD2	2.56	0.59
4:4:118:ASP:CA	4:4:123:GLN:N	2.60	0.59
5:A:259:TYR:HB3	5:A:260:PRO:CD	2.30	0.59
5:A:370:ILE:CD1	20:A:824:CLA:C3D	2.78	0.59
5:A:432:LEU:C	5:A:434:ARG:N	2.55	0.59
20:A:804:CLA:H12	20:A:811:CLA:H92	1.83	0.59
20:A:817:CLA:H52	20:A:832:CLA:HBA1	1.84	0.59
6:B:50:HIS:HA	6:B:53:GLN:HB2	1.85	0.59
6:B:154:TRP:CD1	6:B:158:GLN:HG2	2.38	0.59
6:B:557:PHE:HE2	7:C:66:ARG:HE	1.48	0.59
20:B:807:CLA:CGA	20:B:807:CLA:C1A	2.81	0.59
20:B:851:CLA:HMC1	20:B:851:CLA:HBC3	1.85	0.59

Continued on next page...

Continued from previous page...

Atom-1	Atom-2	Interatomic distance (Å)	Clash overlap (Å)
22:B:852:BCR:C33	22:B:852:BCR:C8	2.73	0.59
20:G:102:CLA:CAD	20:G:102:CLA:CED	2.79	0.59
19:Z:1:GLC:O2	19:Z:1:GLC:C5	2.48	0.59
2:2:45:VAL:O	2:2:45:VAL:HG12	2.01	0.59
2:2:50:VAL:O	2:2:50:VAL:CG1	2.50	0.59
3:3:86:GLN:HB2	3:3:88:THR:CB	2.30	0.59
4:4:116:ASN:O	4:4:123:GLN:HG3	2.03	0.59
5:A:22:VAL:HG12	5:A:23:ASP:H	1.65	0.59
5:A:23:ASP:CB	5:A:24:ARG:HD3	2.29	0.59
5:A:122:VAL:HG22	5:A:142:GLY:HA2	1.84	0.59
5:A:309:LEU:HD23	5:A:309:LEU:C	2.23	0.59
5:A:368:LEU:HD12	20:A:825:CLA:C6	2.33	0.59
5:A:497:ALA:O	5:A:498:LEU:HB2	2.02	0.59
5:A:502:THR:H	5:A:504:ALA:HB3	1.68	0.59
5:A:592:VAL:HG23	5:A:593:SER:H	1.66	0.59
5:A:681:GLY:HA2	5:A:684:PHE:HB3	1.84	0.59
22:A:844:BCR:H403	22:A:844:BCR:C23	2.14	0.59
6:B:36:ASP:O	6:B:41:ARG:NE	2.36	0.59
6:B:261:PHE:CZ	6:B:500:ALA:HB2	2.38	0.59
6:B:278:LEU:O	6:B:281:ALA:N	2.36	0.59
6:B:442:VAL:HG21	20:B:831:CLA:CAC	2.28	0.59
20:B:829:CLA:HHD	20:B:829:CLA:HBC3	1.80	0.59
21:E:101:LMU:C7	21:E:101:LMU:C3	2.30	0.59
10:F:83:PHE:O	10:F:87:GLY:N	2.36	0.59
10:F:90:PHE:CD1	22:F:202:BCR:H23C	2.38	0.59
11:G:63:PRO:HG2	20:G:102:CLA:HMC1	1.84	0.59
12:H:21:TRP:N	12:H:22:ASP:CA	2.61	0.59
21:H:108:LMU:C10	21:H:108:LMU:H31	2.13	0.59
15:K:17:LEU:CG	15:K:56:THR:OG1	2.38	0.59
18:R:37:UNK:C	18:R:42:UNK:O	2.50	0.59
21:1:219:LMU:C6B	21:1:219:LMU:H2O2	2.14	0.59
2:2:39:GLU:N	2:2:40:SER:CA	2.66	0.59
2:2:57:LEU:HD23	2:2:58:GLY:N	2.18	0.59
21:2:317:LMU:C5B	21:2:317:LMU:H3'	2.33	0.59
3:3:194:ILE:HG23	3:3:197:TYR:OH	2.02	0.59
20:3:311:CLA:O1D	20:3:311:CLA:HAA2	2.03	0.59
4:4:49:ARG:O	4:4:53:LEU:CD1	2.51	0.59
4:4:70:ILE:CG1	4:4:71:ASN:H	2.16	0.59
4:4:104:ARG:HE	4:4:105:ARG:CA	2.16	0.59
4:4:121:PHE:O	4:4:143:PHE:CD2	2.55	0.59
5:A:567:ARG:NH2	8:D:82:GLN:OE1	2.34	0.59

Continued on next page...

Continued from previous page...

Atom-1	Atom-2	Interatomic distance (Å)	Clash overlap (Å)
20:A:817:CLA:HMC1	20:A:817:CLA:HBC3	1.83	0.59
6:B:310:PRO:CB	6:B:311:PRO:CD	2.81	0.59
6:B:454:LEU:HD12	6:B:454:LEU:N	2.18	0.59
6:B:732:LYS:CG	6:B:733:PHE:HA	2.22	0.59
20:B:836:CLA:CBC	10:F:83:PHE:CZ	2.84	0.59
8:D:61:PRO:HD3	8:D:86:LEU:HD21	1.85	0.59
17:N:53:ALA:O	17:N:54:LYS:CD	2.51	0.59
17:N:72:LYS:HD3	17:N:72:LYS:N	2.18	0.59
21:R:109:LMU:H1B	21:R:109:LMU:H6B	1.63	0.59
19:Y:1:GLC:O6	19:Y:2:FRU:C2	2.50	0.59
2:2:98:GLU:HG3	2:2:99:LEU:HD12	1.85	0.59
5:A:44:ILE:O	5:A:46:LYS:HA	2.03	0.59
5:A:98:PHE:HD1	5:A:99:HIS:HD2	1.50	0.59
5:A:193:LEU:O	5:A:194:ALA:C	2.41	0.59
5:A:210:LEU:HD13	20:A:813:CLA:HNB	1.85	0.59
5:A:500:PRO:HB3	5:A:506:GLY:HA2	1.85	0.59
5:A:555:ILE:CG2	20:B:851:CLA:OBD	2.50	0.59
20:A:826:CLA:H18	20:A:851:CLA:H18	1.85	0.59
20:B:806:CLA:H191	20:B:825:CLA:H141	1.85	0.59
9:E:40:ARG:HH22	9:E:87:VAL:HG22	1.68	0.59
11:G:93:TYR:C	11:G:95:PRO:HD3	2.22	0.59
20:H:102:CLA:CHD	22:I:103:BCR:HC22	2.33	0.59
14:J:26:LEU:HA	14:J:29:ILE:HG22	1.85	0.59
16:L:40:LEU:CB	16:L:41:PRO:CD	2.81	0.59
16:L:50:LEU:HG	16:L:51:LEU:HD23	1.85	0.59
2:2:38:PRO:O	2:2:40:SER:CB	2.44	0.58
4:4:192:THR:HG22	4:4:194:VAL:C	2.23	0.58
5:A:588:GLY:N	6:B:668:ARG:NH1	2.50	0.58
6:B:277:HIS:HE1	20:B:816:CLA:NC	2.01	0.58
6:B:551:LYS:O	6:B:553:PHE:CD2	2.56	0.58
6:B:694:ARG:HE	16:L:105:ALA:HA	1.67	0.58
20:B:806:CLA:H71	25:B:848:LMG:H381	1.84	0.58
21:E:101:LMU:H61	21:E:101:LMU:C2	2.33	0.58
10:F:40:LEU:CA	10:F:42:ILE:HG12	2.30	0.58
20:H:103:CLA:C10	20:H:103:CLA:H41	2.33	0.58
20:J:101:CLA:O1D	20:J:101:CLA:H2A	2.03	0.58
16:L:45:THR:HA	16:L:52:ARG:HH12	1.66	0.58
2:2:57:LEU:O	2:2:60:ALA:CB	2.51	0.58
2:2:181:HIS:CE1	20:2:304:CLA:CHA	2.86	0.58
20:2:305:CLA:HMC1	20:2:305:CLA:HBC2	1.84	0.58
20:2:322:CLA:C4	20:2:322:CLA:H93	2.33	0.58

Continued on next page...

Continued from previous page...

Atom-1	Atom-2	Interatomic distance (Å)	Clash overlap (Å)
4:4:38:ARG:CG	4:4:39:TRP:H	2.06	0.58
4:4:67:ILE:O	4:4:67:ILE:HG22	2.02	0.58
4:4:183:GLN:HG2	4:4:183:GLN:O	2.03	0.58
20:4:302:CLA:O1D	20:4:302:CLA:H2A	2.03	0.58
20:4:304:CLA:O1A	20:4:304:CLA:H2	2.01	0.58
5:A:308:ILE:HD12	20:A:816:CLA:C8	2.34	0.58
5:A:396:PHE:CG	5:A:396:PHE:O	2.55	0.58
5:A:625:TRP:HB3	5:A:637:ILE:HD11	1.84	0.58
5:A:651:GLY:O	5:A:655:ASP:N	2.36	0.58
20:A:819:CLA:C3C	20:A:825:CLA:C17	2.75	0.58
20:A:825:CLA:HBA2	22:A:846:BCR:H12C	1.85	0.58
6:B:70:TRP:NE1	6:B:71:GLN:OE1	2.36	0.58
6:B:156:HIS:O	6:B:163:PRO:HB3	2.03	0.58
6:B:376:GLN:OE1	6:B:376:GLN:HA	2.03	0.58
20:B:836:CLA:C6	22:F:203:BCR:H323	2.32	0.58
14:J:13:VAL:HG12	14:J:15:SER:HB2	1.85	0.58
17:N:63:ASP:N	17:N:64:ASP:CA	2.54	0.58
21:1:218:LMU:H41	21:1:218:LMU:H1'	1.84	0.58
3:3:157:ALA:O	3:3:158:TYR:HB2	2.02	0.58
20:3:302:CLA:HBC3	20:A:814:CLA:C2D	2.33	0.58
4:4:49:ARG:O	4:4:53:LEU:HD12	2.02	0.58
4:4:75:TRP:CD1	20:4:311:CLA:C1D	2.86	0.58
4:4:81:GLU:O	4:4:82:GLU:HB3	2.03	0.58
5:A:163:GLN:O	5:A:166:CYS:N	2.36	0.58
22:A:847:BCR:H312	20:A:852:CLA:C14	2.17	0.58
6:B:415:LYS:CE	6:B:539:LEU:O	2.50	0.58
20:B:823:CLA:CHB	20:B:837:CLA:HAA2	2.33	0.58
7:C:7:ILE:O	7:C:60:THR:HA	2.03	0.58
8:D:31:GLY:O	8:D:32:SER:CB	2.52	0.58
9:E:36:VAL:CG2	9:E:52:VAL:HG22	2.33	0.58
10:F:151:ASP:CA	10:F:154:PHE:HB3	2.33	0.58
16:L:36:TYR:CE1	20:L:202:CLA:H93	2.37	0.58
2:2:51:HIS:C	2:2:54:TRP:HB2	2.24	0.58
4:4:62:GLU:C	4:4:65:THR:HG22	2.24	0.58
5:A:225:VAL:HG12	5:A:248:PHE:CD1	2.39	0.58
5:A:298:ASP:OD2	5:A:298:ASP:N	2.37	0.58
5:A:705:GLU:CB	6:B:545:LYS:NZ	2.66	0.58
20:A:838:CLA:C10	20:A:852:CLA:H152	2.33	0.58
6:B:186:SER:C	6:B:187:SER:O	2.42	0.58
6:B:193:HIS:HB2	20:B:812:CLA:CHC	2.33	0.58
6:B:551:LYS:CD	8:D:143:PRO:HA	2.34	0.58

Continued on next page...

Continued from previous page...

Atom-1	Atom-2	Interatomic distance (Å)	Clash overlap (Å)
20:B:822:CLA:HMA2	20:B:822:CLA:H61	1.84	0.58
7:C:1:MET:SD	7:C:4:SER:HB2	2.43	0.58
9:E:51:SER:O	9:E:68:ARG:N	2.27	0.58
9:E:69:PHE:CD2	9:E:71:LYS:HG2	2.38	0.58
3:3:52:LYS:N	3:3:55:ALA:HB3	2.19	0.58
5:A:40:PHE:CE1	5:A:53:TRP:HD1	2.16	0.58
5:A:112:ASP:O	5:A:116:ILE:HG12	2.02	0.58
5:A:184:PHE:CE2	20:A:810:CLA:C2D	2.87	0.58
5:A:284:ARG:HH22	5:A:507:ALA:C	2.06	0.58
5:A:390:ALA:CB	5:A:754:ILE:HD13	2.33	0.58
5:A:473:PRO:O	5:A:475:ASP:N	2.36	0.58
5:A:704:ILE:HA	5:A:707:ILE:HG13	1.85	0.58
20:A:807:CLA:C1	20:A:809:CLA:HED1	2.31	0.58
20:A:838:CLA:H192	14:J:19:PHE:CD2	2.39	0.58
6:B:481:THR:O	6:B:482:ASN:HB2	2.03	0.58
6:B:615:TYR:HD1	6:B:615:TYR:N	2.01	0.58
8:D:31:GLY:HA2	16:L:13:PRO:CB	2.34	0.58
8:D:45:PHE:C	8:D:46:TYR:HD2	2.06	0.58
11:G:33:LYS:CE	11:G:33:LYS:CA	2.61	0.58
20:J:101:CLA:CBA	20:J:101:CLA:CGD	2.81	0.58
2:2:211:LYS:HG2	3:3:113:LEU:CD1	2.31	0.58
20:3:313:CLA:H142	20:3:313:CLA:H102	1.64	0.58
4:4:126:LEU:HD23	4:4:127:PRO:HG3	1.86	0.58
4:4:154:ILE:CG1	4:4:155:ALA:N	2.56	0.58
4:4:163:PHE:O	4:4:164:LEU:C	2.40	0.58
5:A:22:VAL:HG13	5:A:23:ASP:N	2.19	0.58
5:A:157:GLY:O	5:A:158:ILE:HB	2.04	0.58
5:A:218:TRP:HA	20:A:814:CLA:HBB2	1.85	0.58
5:A:239:PRO:CA	5:A:242:ILE:HD11	2.29	0.58
6:B:55:ALA:HB1	6:B:150:LEU:HD11	1.84	0.58
6:B:276:HIS:HB2	20:B:815:CLA:C1B	2.33	0.58
6:B:421:HIS:CE1	20:B:829:CLA:C4D	2.86	0.58
6:B:662:MET:HG2	23:B:841:PQN:O1	2.03	0.58
6:B:710:LEU:C	6:B:712:HIS:N	2.55	0.58
20:B:826:CLA:C17	22:B:843:BCR:H363	2.34	0.58
7:C:6:LYS:N	7:C:65:VAL:HG22	2.19	0.58
9:E:48:ASN:ND2	9:E:71:LYS:HZ1	2.02	0.58
10:F:78:ARG:O	10:F:80:TRP:HD1	1.86	0.58
13:I:28:VAL:O	13:I:29:GLU:CD	2.42	0.58
20:L:201:CLA:HED1	20:L:201:CLA:H12	1.78	0.58
1:1:34:ALA:HB3	1:1:137:PRO:CB	2.33	0.58

Continued on next page...

Continued from previous page...

Atom-1	Atom-2	Interatomic distance (Å)	Clash overlap (Å)
2:2:42:ARG:HG3	2:2:45:VAL:HB	1.85	0.58
2:2:65:PRO:O	2:2:66:GLU:O	2.21	0.58
4:4:90:LEU:H	4:4:90:LEU:CD2	2.16	0.58
4:4:158:ARG:O	4:4:159:LEU:C	2.41	0.58
20:A:809:CLA:HBA2	20:A:809:CLA: CBD	2.33	0.58
23:A:842:PQN:H241	23:A:842:PQN:H272	1.86	0.58
6:B:144:PHE:O	6:B:144:PHE:HD2	1.85	0.58
6:B:189:ALA:HA	20:B:813:CLA:HBB1	1.86	0.58
6:B:390:GLY:N	6:B:391:PRO:CD	2.67	0.58
6:B:458:ILE:HG13	6:B:459:PHE:N	2.16	0.58
6:B:460:ALA:O	6:B:461:GLN:C	2.42	0.58
6:B:628:SER:O	6:B:631:LEU:HD23	2.03	0.58
20:B:817:CLA:HBD	20:B:817:CLA:HBA1	1.86	0.58
11:G:46:ALA:CA	11:G:48:ASP:HB3	2.33	0.58
12:H:27:ASP:C	12:H:29:PRO:HD3	2.23	0.58
17:N:61:LEU:HD13	17:N:63:ASP:CB	2.28	0.58
18:R:35:UNK:C	18:R:36:UNK:O	2.51	0.58
19:Q:2:FRU:H11	19:Q:2:FRU:C6	1.98	0.58
1:1:25:ASP:CB	1:1:26:PRO:CD	2.81	0.58
2:2:43:TRP:C	2:2:45:VAL:N	2.50	0.58
2:2:64:ILE:HD13	20:2:303:CLA:HMB1	1.86	0.58
4:4:115:VAL:HG13	4:4:116:ASN:N	2.19	0.58
4:4:115:VAL:O	4:4:117:GLN:HG3	2.04	0.58
4:4:165:GLY:O	4:4:169:GLN:CG	2.48	0.58
5:A:59:ALA:C	5:A:61:ALA:H	2.07	0.58
5:A:362:LEU:HB3	5:A:406:LEU:O	2.03	0.58
5:A:592:VAL:HG23	5:A:593:SER:N	2.19	0.58
20:A:807:CLA:NA	20:A:807:CLA:CBA	2.56	0.58
20:A:837:CLA:OBD	10:F:105:LEU:HD11	2.03	0.58
6:B:95:HIS:CE1	20:B:808:CLA:HMB3	2.39	0.58
6:B:224:PRO:O	6:B:226:LEU:N	2.37	0.58
6:B:336:LEU:CD1	20:B:822:CLA:HBB1	2.32	0.58
6:B:378:ILE:HA	6:B:381:PHE:HB2	1.84	0.58
20:B:827:CLA:H201	20:B:839:CLA:HBA1	1.86	0.58
20:K:101:CLA:HMD3	20:K:108:CLA:NA	2.18	0.58
16:L:125:LYS:C	16:L:127:PRO:HD2	2.24	0.58
5:A:195:TRP:CZ2	20:A:810:CLA:CMA	2.83	0.58
5:A:468:SER:HB2	5:A:476:MET:SD	2.44	0.58
5:A:701:GLN:HA	5:A:701:GLN:NE2	2.19	0.58
20:A:815:CLA:HBB1	22:A:843:BCR:C11	2.34	0.58
6:B:555:TYR:CE2	6:B:573:TRP:HA	2.39	0.58

Continued on next page...

Continued from previous page...

Atom-1	Atom-2	Interatomic distance (Å)	Clash overlap (Å)
6:B:646:TRP:CZ2	6:B:726:ILE:HG21	2.39	0.58
10:F:23:LYS:O	10:F:24:LYS:NZ	2.27	0.58
20:4:305:CLA:H2	20:4:305:CLA:CED	2.34	0.58
5:A:51:THR:HG21	20:A:837:CLA:CBB	2.23	0.58
5:A:105:ASN:HB2	5:A:140:PHE:CZ	2.39	0.58
5:A:154:ARG:HG3	5:A:383:PRO:HB2	1.86	0.58
5:A:185:HIS:O	5:A:188:LYS:N	2.37	0.58
5:A:284:ARG:HG3	5:A:295:TRP:CG	2.39	0.58
5:A:470:LEU:HG	20:B:808:CLA:HMC3	1.85	0.58
5:A:740:LEU:HD13	20:A:838:CLA:HMA1	1.86	0.58
20:A:850:CLA:H192	20:B:850:CLA:C2B	2.34	0.58
6:B:178:HIS:HE1	20:B:811:CLA:NC	2.00	0.58
6:B:305:LEU:O	6:B:306:GLU:C	2.43	0.58
6:B:649:MET:CE	6:B:723:ALA:HB2	2.34	0.58
20:B:821:CLA:H71	20:B:821:CLA:H2	1.81	0.58
20:B:827:CLA:H93	25:B:848:LMG:H311	1.85	0.58
20:B:851:CLA:H142	22:I:101:BCR:HC41	1.85	0.58
9:E:69:PHE:CD2	9:E:70:ALA:N	2.71	0.58
21:H:107:LMU:O3'	21:H:107:LMU:C1B	2.51	0.58
20:H:109:CLA:HAC2	22:I:101:BCR:H342	1.85	0.58
14:J:18:TRP:CH2	14:J:22:LEU:HD22	2.39	0.58
20:J:101:CLA:HBA2	20:J:101:CLA:CHA	2.28	0.58
18:R:52:UNK:CB	18:R:53:UNK:CB	2.82	0.58
2:2:210:PRO:O	2:2:211:LYS:HB2	2.04	0.57
20:2:303:CLA:HHD	20:2:303:CLA:CBC	2.26	0.57
20:2:322:CLA:C9	20:2:322:CLA:H151	2.32	0.57
20:4:318:CLA:H12	20:4:318:CLA:HED3	1.39	0.57
5:A:146:THR:HG21	5:A:751:LEU:HD22	1.86	0.57
5:A:223:VAL:O	5:A:228:PRO:HD3	2.03	0.57
5:A:462:ILE:HD11	20:B:850:CLA:C5	2.29	0.57
20:A:814:CLA:HMC2	22:A:843:BCR:C15	2.33	0.57
6:B:5:ILE:CB	6:B:6:PRO:HD2	2.31	0.57
6:B:91:ILE:HG22	20:B:808:CLA:CAD	2.34	0.57
6:B:175:LEU:HA	6:B:178:HIS:HB2	1.86	0.57
6:B:722:ALA:O	6:B:726:ILE:HD12	2.04	0.57
7:C:52:LYS:C	7:C:54:CYS:N	2.56	0.57
10:F:2:ILE:HG22	10:F:3:ALA:N	2.19	0.57
10:F:22:LEU:O	10:F:25:LEU:HD13	2.02	0.57
11:G:31:MET:O	11:G:34:GLN:N	2.35	0.57
17:N:80:ASN:C	17:N:82:PHE:N	2.58	0.57
1:1:185:TRP:CB	1:1:186:HIS:NE2	2.66	0.57

Continued on next page...

Continued from previous page...

Atom-1	Atom-2	Interatomic distance (Å)	Clash overlap (Å)
2:2:77:PRO:O	17:N:3:ILE:CD1	2.52	0.57
2:2:126:PRO:HG2	2:2:129:LYS:N	2.17	0.57
3:3:162:PRO:HG2	3:3:164:PHE:CD1	2.39	0.57
5:A:81:ALA:CB	20:A:804:CLA:HMA3	2.28	0.57
5:A:316:MET:CA	5:A:317:TYR:HD1	2.16	0.57
5:A:341:GLN:HB3	5:A:434:ARG:NH1	2.19	0.57
5:A:513:LEU:HB3	5:A:529:LEU:HD13	1.85	0.57
6:B:257:ILE:HA	6:B:272:ASP:OD2	2.04	0.57
6:B:266:GLN:HE21	6:B:363:GLN:HG2	1.69	0.57
6:B:321:GLY:O	6:B:325:THR:HG22	2.04	0.57
6:B:510:LEU:HD22	6:B:510:LEU:H	1.69	0.57
6:B:549:ASP:OD1	7:C:63:LEU:HB3	2.05	0.57
21:B:801:LMU:C10	21:B:801:LMU:H61	2.21	0.57
20:B:823:CLA:CHD	20:B:823:CLA:HBC3	2.33	0.57
7:C:79:LEU:HD22	7:C:81:TYR:C	2.24	0.57
8:D:101:TYR:CE1	8:D:114:PRO:HD3	2.39	0.57
21:D:201:LMU:H31	21:D:201:LMU:H82	1.84	0.57
16:L:97:MET:HA	16:L:100:THR:HG23	1.86	0.57
17:N:48:GLY:HA3	17:N:49:CYS:C	2.14	0.57
17:N:67:LEU:CB	17:N:68:GLU:CB	2.80	0.57
18:R:38:UNK:C	18:R:42:UNK:O	2.52	0.57
1:1:27:LEU:HD22	6:B:314:ARG:CG	2.14	0.57
4:4:114:SER:O	4:4:117:GLN:HG3	2.04	0.57
5:A:158:ILE:O	5:A:243:PRO:HG2	2.03	0.57
5:A:464:ASN:H	5:A:464:ASN:ND2	2.01	0.57
5:A:583:GLY:O	5:A:585:GLY:N	2.37	0.57
5:A:595:TRP:HE3	5:A:596:ASP:OD2	1.87	0.57
5:A:699:TYR:HD1	5:A:700:TRP:CD1	2.22	0.57
20:A:832:CLA:C1B	22:A:846:BCR:H333	2.34	0.57
6:B:53:GLN:O	6:B:55:ALA:N	2.33	0.57
6:B:391:PRO:HB3	6:B:538:ALA:CA	2.34	0.57
6:B:553:PHE:O	6:B:554:GLY:C	2.41	0.57
6:B:594:TRP:CD2	6:B:598:HIS:CE1	2.93	0.57
8:D:99:GLN:OE1	8:D:101:TYR:OH	2.21	0.57
10:F:7:PRO:HB3	10:F:60:GLY:O	2.04	0.57
10:F:50:LYS:O	10:F:52:ARG:C	2.43	0.57
13:I:12:VAL:HG21	20:I:102:CLA:CGA	2.35	0.57
14:J:9:SER:O	14:J:10:VAL:CB	2.52	0.57
17:N:72:LYS:CD	17:N:74:LYS:H	2.17	0.57
1:1:185:TRP:C	1:1:186:HIS:HD1	2.03	0.57
2:2:203:THR:HG23	2:2:204:ILE:H	1.69	0.57

Continued on next page...

Continued from previous page...

Atom-1	Atom-2	Interatomic distance (Å)	Clash overlap (Å)
20:3:313:CLA:HBC3	20:3:313:CLA:HMC1	0.67	0.57
21:3:322:LMU:H71	21:3:322:LMU:C3	2.34	0.57
5:A:146:THR:HA	5:A:391:THR:HG23	1.85	0.57
5:A:328:LYS:CG	5:A:332:GLU:CB	2.59	0.57
5:A:402:ILE:C	5:A:404:GLY:H	2.07	0.57
5:A:708:VAL:O	5:A:711:HIS:HB2	2.05	0.57
20:A:804:CLA:CBA	20:A:811:CLA:H62	2.34	0.57
20:A:852:CLA:H2	20:A:852:CLA:HMA1	1.86	0.57
6:B:351:HIS:NE2	20:B:824:CLA:NC	2.53	0.57
6:B:422:LEU:CD1	6:B:535:VAL:HG11	2.27	0.57
6:B:486:LEU:O	6:B:487:ASN:HB3	2.05	0.57
8:D:29:PHE:O	8:D:30:ALA:HB3	2.04	0.57
8:D:118:VAL:CG1	8:D:119:TYR:H	2.17	0.57
9:E:40:ARG:CB	9:E:42:GLU:OE2	2.52	0.57
15:K:5:SER:O	15:K:9:LEU:CD2	2.52	0.57
16:L:95:LEU:HD11	16:L:143:PHE:CZ	2.39	0.57
16:L:164:PRO:CB	16:L:165:TYR:HB3	2.19	0.57
17:N:52:LEU:HB3	17:N:53:ALA:CA	2.34	0.57
21:R:103:LMU:H6D	21:R:103:LMU:C4	2.34	0.57
21:R:103:LMU:C6B	21:R:103:LMU:H3O1	2.14	0.57
20:A:822:CLA:C4B	22:A:845:BCR:H15C	2.34	0.57
20:A:830:CLA:HAA1	22:B:852:BCR:C14	2.35	0.57
20:A:851:CLA:HED2	20:A:851:CLA:C3D	2.35	0.57
6:B:674:LEU:C	6:B:674:LEU:HD12	2.25	0.57
20:B:808:CLA:HBB2	20:B:850:CLA:C13	2.30	0.57
16:L:63:LEU:O	16:L:64:LEU:C	2.42	0.57
17:N:80:ASN:O	17:N:82:PHE:HD2	1.88	0.57
19:X:1:GLC:O5	19:X:2:FRU:H5	2.04	0.57
2:2:86:GLU:HA	2:2:86:GLU:OE2	2.03	0.57
20:3:302:CLA:HBC2	20:A:814:CLA:C4D	2.34	0.57
4:4:101:VAL:HG12	4:4:102:GLU:N	2.20	0.57
20:4:307:CLA:O1D	20:4:307:CLA:C2A	2.52	0.57
5:A:156:SER:O	5:A:158:ILE:N	2.37	0.57
5:A:232:PHE:CZ	5:A:242:ILE:HG22	2.38	0.57
5:A:401:TRP:HB3	20:A:826:CLA:HMC3	1.86	0.57
5:A:679:PHE:HE1	5:A:749:PHE:HB2	1.69	0.57
20:A:805:CLA:HMC3	20:A:828:CLA:HMA1	1.86	0.57
20:A:839:CLA:O2D	20:A:839:CLA:HAA2	2.05	0.57
6:B:378:ILE:CA	6:B:381:PHE:HB2	2.35	0.57
6:B:399:ASN:O	6:B:401:GLU:N	2.38	0.57
6:B:545:LYS:CD	6:B:546:LEU:H	2.17	0.57

Continued on next page...

Continued from previous page...

Atom-1	Atom-2	Interatomic distance (Å)	Clash overlap (Å)
6:B:551:LYS:HE2	8:D:143:PRO:HA	1.86	0.57
6:B:651:LEU:HB3	20:B:850:CLA:O2A	2.05	0.57
6:B:707:LEU:HD11	20:B:827:CLA:C9	2.34	0.57
20:B:850:CLA:NB	20:B:851:CLA:HBB2	2.18	0.57
7:C:29:ILE:CG2	8:D:126:GLY:HA2	2.34	0.57
8:D:49:THR:OG1	8:D:74:LEU:HD12	2.05	0.57
17:N:50:GLN:N	17:N:51:ASP:O	2.37	0.57
17:N:61:LEU:HD21	17:N:63:ASP:C	2.15	0.57
19:P:1:GLC:HO2	19:P:2:FRU:C2	2.16	0.57
1:1:185:TRP:O	1:1:186:HIS:CG	2.57	0.57
21:2:313:LMU:H6D	21:2:313:LMU:H41	1.87	0.57
20:3:318:CLA:H3A	20:3:318:CLA:CGA	2.34	0.57
5:A:83:PHE:CE1	20:A:813:CLA:HED1	2.40	0.57
5:A:265:GLY:CA	5:A:272:LEU:HD21	2.34	0.57
5:A:694:PHE:HZ	6:B:661:PHE:CD1	2.22	0.57
20:A:826:CLA:C11	22:J:102:BCR:H353	2.34	0.57
20:A:839:CLA:O1D	20:A:839:CLA:C4D	2.33	0.57
6:B:25:ILE:HG22	22:L:210:BCR:H291	1.81	0.57
20:B:815:CLA:H12	20:B:815:CLA:C1A	2.35	0.57
20:B:833:CLA:CBB	22:B:845:BCR:H281	2.34	0.57
8:D:125:PRO:HG2	8:D:127:ARG:HD3	1.86	0.57
11:G:32:ALA:O	11:G:33:LYS:C	2.42	0.57
16:L:14:LEU:CD2	16:L:21:GLY:O	2.53	0.57
1:1:141:GLU:O	1:1:143:LEU:O	2.23	0.57
20:1:202:CLA:O2D	20:1:202:CLA:CAA	2.53	0.57
20:1:207:CLA:HBC3	20:1:207:CLA:CMC	2.32	0.57
4:4:100:TYR:O	4:4:103:ILE:HG12	2.05	0.57
5:A:56:ASN:O	5:A:57:LEU:CB	2.50	0.57
5:A:81:ALA:HB1	20:A:804:CLA:HMA3	1.81	0.57
5:A:123:VAL:HB	5:A:129:GLN:OE1	2.04	0.57
5:A:532:ILE:N	5:A:533:PRO:HD3	2.19	0.57
5:A:587:GLY:HA3	6:B:668:ARG:CZ	2.33	0.57
22:A:847:BCR:C3	22:F:202:BCR:H17C	2.34	0.57
6:B:127:ILE:HD13	6:B:193:HIS:CE1	2.40	0.57
20:B:813:CLA:H2A	20:B:813:CLA:O1D	2.05	0.57
9:E:32:ARG:NH2	9:E:53:VAL:HA	2.20	0.57
9:E:39:LEU:N	9:E:40:ARG:HH11	1.94	0.57
16:L:17:ASP:OD1	16:L:17:ASP:O	2.23	0.57
20:L:202:CLA:H142	20:L:203:CLA:H43	1.86	0.57
2:2:205:PHE:O	2:2:206:ALA:CB	2.53	0.57
5:A:114:THR:HG1	5:A:525:ASN:HB2	1.65	0.57

Continued on next page...

Continued from previous page...

Atom-1	Atom-2	Interatomic distance (Å)	Clash overlap (Å)
5:A:158:ILE:HG23	5:A:163:GLN:NE2	2.20	0.57
5:A:354:TRP:CZ2	20:A:823:CLA:H171	2.40	0.57
5:A:431:LEU:O	5:A:435:VAL:CG1	2.53	0.57
6:B:428:PHE:HA	20:B:830:CLA:O1D	2.05	0.57
6:B:486:LEU:HB2	6:B:489:GLY:O	2.05	0.57
6:B:615:TYR:N	6:B:615:TYR:CD1	2.72	0.57
20:B:819:CLA:HMA3	20:B:820:CLA:C4D	2.34	0.57
20:B:824:CLA:H72	20:B:824:CLA:C4	2.35	0.57
20:B:836:CLA:H203	22:F:203:BCR:HC41	1.87	0.57
25:B:848:LMG:H111	25:B:848:LMG:HC91	1.87	0.57
20:B:850:CLA:H91	20:B:851:CLA:H92	1.87	0.57
8:D:140:ASN:HA	8:D:142:SER:OG	2.05	0.57
21:D:201:LMU:H12	21:D:201:LMU:O2'	2.05	0.57
17:N:50:GLN:OE1	17:N:51:ASP:HA	2.04	0.57
2:2:50:VAL:O	2:2:50:VAL:HG12	2.03	0.57
4:4:47:ASN:HB3	4:4:161:LEU:CD2	2.31	0.57
5:A:240:LYS:H	5:A:243:PRO:HD3	1.69	0.57
5:A:258:LEU:O	5:A:280:PHE:CE1	2.58	0.57
5:A:435:VAL:HA	5:A:438:HIS:CE1	2.40	0.57
5:A:547:PHE:O	5:A:551:VAL:CG1	2.46	0.57
5:A:619:LYS:HG2	5:A:642:PHE:CE1	2.40	0.57
20:A:840:CLA:O2D	20:A:840:CLA:HBA2	2.04	0.57
6:B:34:HIS:O	6:B:36:ASP:N	2.37	0.57
6:B:262:HIS:O	6:B:265:THR:O	2.23	0.57
6:B:305:LEU:HD22	20:B:821:CLA:O1D	2.05	0.57
6:B:351:HIS:HB3	20:B:815:CLA:CED	2.30	0.57
8:D:91:ARG:NH1	8:D:119:TYR:HE1	2.03	0.57
10:F:72:ILE:HG22	10:F:73:VAL:N	2.19	0.57
15:K:43:ARG:NE	15:K:43:ARG:HA	2.20	0.57
16:L:65:VAL:H	16:L:67:PRO:HD2	1.69	0.57
16:L:65:VAL:N	16:L:67:PRO:HD2	2.20	0.57
16:L:88:ALA:O	16:L:90:GLY:N	2.37	0.57
17:N:80:ASN:OD1	17:N:82:PHE:CA	2.53	0.57
1:1:28:GLY:HA2	20:1:211:CLA:C3C	2.35	0.56
1:1:160:GLY:HA3	20:1:203:CLA:HBB2	1.86	0.56
2:2:37:ASP:CG	3:3:41:ASP:HB2	2.25	0.56
2:2:182:ILE:CG2	2:2:205:PHE:HB2	2.35	0.56
3:3:197:TYR:OH	20:3:304:CLA:C4B	2.53	0.56
4:4:193:ILE:HG21	14:J:42:PHE:HD1	1.69	0.56
5:A:369:THR:HG21	5:A:402:ILE:CG2	2.35	0.56
5:A:442:ILE:HG23	20:A:829:CLA:CMC	2.25	0.56

Continued on next page...

Continued from previous page...

Atom-1	Atom-2	Interatomic distance (Å)	Clash overlap (Å)
5:A:544:ILE:HD11	20:A:850:CLA:H193	1.87	0.56
5:A:733:VAL:HG11	20:A:838:CLA:C1D	2.35	0.56
20:A:808:CLA:H142	22:J:102:BCR:C13	2.35	0.56
20:A:815:CLA:HAA2	20:A:815:CLA:C4	2.29	0.56
6:B:48:ALA:CB	6:B:157:LEU:HD22	2.34	0.56
6:B:444:LEU:O	6:B:445:ALA:CB	2.53	0.56
6:B:630:GLN:HE21	6:B:731:GLY:CA	2.15	0.56
25:B:848:LMG:H111	25:B:848:LMG:C9	2.35	0.56
9:E:44:TYR:CD2	9:E:45:TRP:HE3	2.23	0.56
15:K:53:ALA:O	15:K:54:GLY:C	2.41	0.56
16:L:164:PRO:CG	16:L:165:TYR:CE1	2.84	0.56
17:N:25:THR:CG2	17:N:26:GLY:N	2.68	0.56
17:N:52:LEU:HB3	17:N:53:ALA:HA	1.86	0.56
17:N:76:LYS:CG	17:N:77:CYS:H	2.07	0.56
20:R:108:CLA:H92	21:R:109:LMU:C4B	2.35	0.56
3:3:181:LEU:HD12	3:3:182:LYS:CE	2.35	0.56
4:4:100:TYR:CA	4:4:103:ILE:HG12	2.34	0.56
5:A:205:HIS:CE1	20:A:813:CLA:HMC2	2.40	0.56
20:A:815:CLA:HAA1	20:A:815:CLA:H42	1.85	0.56
20:A:824:CLA:H162	20:A:824:CLA:C11	2.35	0.56
20:A:841:CLA:H201	16:L:64:LEU:CD2	2.31	0.56
10:F:131:PHE:O	10:F:133:GLY:N	2.38	0.56
20:J:101:CLA:H2A	20:J:101:CLA:O2A	2.05	0.56
15:K:20:PHE:CE2	15:K:52:PRO:HA	2.40	0.56
16:L:30:SER:C	16:L:32:LEU:N	2.59	0.56
17:N:45:ASN:HA	17:N:57:LYS:NZ	2.19	0.56
1:1:48:ARG:O	1:1:52:LEU:HB2	2.05	0.56
1:1:185:TRP:HE3	1:1:185:TRP:N	2.04	0.56
2:2:118:CYS:C	2:2:119:VAL:HG13	2.15	0.56
2:2:178:TRP:O	2:2:182:ILE:N	2.25	0.56
3:3:87:GLU:C	22:3:314:BCR:H383	2.22	0.56
3:3:194:ILE:HA	3:3:197:TYR:CE1	2.40	0.56
4:4:93:ILE:C	4:4:95:PHE:N	2.54	0.56
4:4:193:ILE:CG2	4:4:194:VAL:N	2.61	0.56
5:A:40:PHE:H	5:A:44:ILE:HG21	1.71	0.56
5:A:214:GLY:HA3	22:A:844:BCR:C15	2.36	0.56
5:A:284:ARG:NH1	5:A:507:ALA:HB1	2.19	0.56
5:A:462:ILE:HD11	20:B:850:CLA:H72	1.85	0.56
5:A:733:VAL:CG1	20:A:838:CLA:C3D	2.83	0.56
20:A:805:CLA:H201	22:A:844:BCR:C18	2.35	0.56
20:A:819:CLA:C1C	20:A:825:CLA:C17	2.80	0.56

Continued on next page...

Continued from previous page...

Atom-1	Atom-2	Interatomic distance (Å)	Clash overlap (Å)
20:A:841:CLA:H202	16:L:64:LEU:HD21	1.86	0.56
6:B:247:THR:CG2	6:B:250:ALA:CB	2.82	0.56
6:B:284:PHE:CE1	20:B:817:CLA:HHC	2.41	0.56
6:B:455:ILE:HD12	6:B:517:PHE:CZ	2.40	0.56
6:B:500:ALA:CB	6:B:508:LEU:HD22	2.35	0.56
6:B:553:PHE:O	6:B:555:TYR:N	2.39	0.56
6:B:561:GLY:CA	7:C:52:LYS:HG2	2.29	0.56
6:B:597:LYS:O	6:B:598:HIS:HB2	2.05	0.56
20:B:822:CLA:C8	20:B:824:CLA:H43	2.35	0.56
20:B:824:CLA:C7	20:B:824:CLA:C4	2.84	0.56
20:B:835:CLA:HBC3	20:B:835:CLA:CMC	2.25	0.56
20:B:836:CLA:CBC	10:F:83:PHE:HZ	2.17	0.56
25:B:848:LMG:C9	25:B:848:LMG:C11	2.83	0.56
7:C:31:TRP:CB	7:C:39:ILE:HG21	2.35	0.56
9:E:41:ARG:HG3	9:E:46:PHE:CE1	2.41	0.56
10:F:76:ASP:O	10:F:78:ARG:N	2.39	0.56
11:G:78:GLY:O	11:G:79:HIS:ND1	2.38	0.56
12:H:36:GLN:HG2	12:H:36:GLN:O	2.05	0.56
21:K:106:LMU:C3	21:K:106:LMU:C3'	2.78	0.56
16:L:54:VAL:O	16:L:58:LEU:HB2	2.04	0.56
16:L:66:GLY:C	20:L:209:CLA:HMC3	2.25	0.56
17:N:66:ASP:CA	17:N:67:LEU:HD12	2.32	0.56
1:1:57:ILE:O	1:1:57:ILE:HG12	2.04	0.56
20:2:322:CLA:HMB1	20:J:103:CLA:C15	2.36	0.56
5:A:372:VAL:O	5:A:374:GLN:N	2.38	0.56
5:A:374:GLN:O	5:A:376:MET:N	2.38	0.56
20:A:827:CLA:H51	22:A:844:BCR:H331	1.88	0.56
20:A:839:CLA:C5	20:A:839:CLA:H93	2.31	0.56
20:A:841:CLA:H141	16:L:95:LEU:HD22	1.87	0.56
21:A:854:LMU:C3	21:A:854:LMU:C9	2.62	0.56
6:B:559:CYS:SG	6:B:560:ASP:N	2.79	0.56
11:G:69:VAL:O	11:G:73:ALA:HB3	2.05	0.56
14:J:13:VAL:CG1	14:J:15:SER:HB2	2.36	0.56
1:1:54:VAL:C	1:1:56:GLY:H	2.09	0.56
4:4:58:MET:SD	4:4:59:LEU:N	2.78	0.56
4:4:123:GLN:HG2	4:4:124:TYR:H	1.70	0.56
21:4:301:LMU:C6'	21:4:301:LMU:H1B	2.34	0.56
5:A:157:GLY:O	5:A:248:PHE:HE1	1.88	0.56
5:A:207:LEU:HA	5:A:211:LEU:HB2	1.86	0.56
5:A:223:VAL:HA	5:A:227:LEU:HB2	1.88	0.56
5:A:316:MET:HA	5:A:317:TYR:HD1	1.70	0.56

Continued on next page...

Continued from previous page...

Atom-1	Atom-2	Interatomic distance (Å)	Clash overlap (Å)
20:A:824:CLA:HMA2	20:A:825:CLA:CGA	2.35	0.56
6:B:37:ILE:HD12	6:B:37:ILE:C	2.26	0.56
6:B:266:GLN:O	6:B:267:SER:CB	2.45	0.56
6:B:486:LEU:HD13	20:B:833:CLA:HMD3	1.88	0.56
20:B:827:CLA:C20	20:B:839:CLA:HBA1	2.35	0.56
10:F:24:LYS:N	10:F:26:GLN:H	2.04	0.56
17:N:70:GLU:CB	17:N:72:LYS:H	2.15	0.56
21:1:219:LMU:C6B	21:1:219:LMU:C2'	2.80	0.56
3:3:48:PHE:CD2	3:3:49:ILE:CG2	2.69	0.56
4:4:100:TYR:CA	4:4:103:ILE:HD11	2.31	0.56
20:4:311:CLA:HBD	20:4:311:CLA:HBA2	1.88	0.56
5:A:309:LEU:O	5:A:310:PHE:CB	2.52	0.56
20:A:804:CLA:HBB2	20:A:806:CLA:CAD	2.35	0.56
6:B:388:ALA:HA	6:B:391:PRO:CG	2.35	0.56
6:B:633:ASN:O	6:B:636:THR:HB	2.06	0.56
20:B:827:CLA:H62	25:B:848:LMG:C18	2.34	0.56
22:B:846:BCR:H351	20:B:851:CLA:H111	1.85	0.56
8:D:39:LYS:HG3	8:D:43:GLU:HG2	1.88	0.56
9:E:39:LEU:HA	9:E:46:PHE:CE1	2.40	0.56
10:F:102:ARG:CD	10:F:106:ILE:HD11	2.36	0.56
12:H:67:TYR:C	12:H:67:TYR:HD1	2.09	0.56
17:N:47:THR:HG21	17:N:54:LYS:CE	2.30	0.56
2:2:203:THR:C	2:2:204:ILE:HG13	2.23	0.56
4:4:67:ILE:O	4:4:67:ILE:CG2	2.52	0.56
5:A:42:ARG:HA	5:A:44:ILE:HG12	1.88	0.56
5:A:131:ILE:HD13	6:B:447:GLY:N	2.20	0.56
20:A:803:CLA:HMB1	20:A:811:CLA:H18	1.87	0.56
6:B:275:HIS:O	6:B:278:LEU:HB3	2.05	0.56
6:B:408:LEU:O	6:B:411:MET:HB3	2.05	0.56
6:B:479:SER:O	6:B:481:THR:N	2.28	0.56
6:B:560:ASP:OD1	7:C:52:LYS:NZ	2.36	0.56
20:B:828:CLA:HED2	20:B:828:CLA:HAA2	1.85	0.56
20:B:830:CLA:H51	22:F:203:BCR:C40	2.35	0.56
9:E:48:ASN:HD21	9:E:71:LYS:NZ	2.04	0.56
10:F:126:ALA:O	10:F:128:SER:N	2.38	0.56
16:L:25:THR:HB	16:L:26:PRO:HD2	1.88	0.56
16:L:62:PHE:HB2	16:L:154:ALA:HB2	1.86	0.56
20:1:206:CLA:O1D	21:4:301:LMU:O2'	2.23	0.56
4:4:152:LYS:HA	4:4:154:ILE:HG12	1.87	0.56
5:A:133:ASN:HD22	5:A:142:GLY:HA2	1.69	0.56
5:A:287:LEU:N	5:A:295:TRP:HE1	2.04	0.56

Continued on next page...

Continued from previous page...

Atom-1	Atom-2	Interatomic distance (Å)	Clash overlap (Å)
5:A:527:VAL:CG1	5:A:528:ALA:H	2.18	0.56
5:A:582:ASP:HB3	5:A:589:THR:CG2	2.36	0.56
20:A:831:CLA:O1D	16:L:73:PRO:HA	2.06	0.56
6:B:291:TYR:O	6:B:292:ARG:O	2.24	0.56
6:B:340:SER:O	6:B:344:ILE:HG13	2.06	0.56
6:B:363:GLN:HA	6:B:365:PHE:CE1	2.40	0.56
6:B:574:ASP:OD2	6:B:706:ARG:NE	2.39	0.56
20:B:821:CLA:C2A	20:B:821:CLA:CGD	2.83	0.56
20:B:823:CLA:HED2	20:B:824:CLA:CAD	2.35	0.56
20:B:836:CLA:H121	22:F:203:BCR:H311	1.88	0.56
21:B:847:LMU:C5B	21:B:847:LMU:C4'	2.72	0.56
10:F:80:TRP:CE3	20:F:206:CLA:HMC2	2.37	0.56
11:G:46:ALA:CA	11:G:48:ASP:CB	2.81	0.56
21:K:106:LMU:C5'	21:K:106:LMU:C2	2.84	0.56
17:N:62:SER:O	17:N:63:ASP:CG	2.44	0.56
2:2:60:ALA:HA	2:2:63:PHE:CE2	2.41	0.56
4:4:94:GLU:CA	4:4:95:PHE:HD1	2.18	0.56
6:B:132:ASN:C	6:B:132:ASN:OD1	2.45	0.56
6:B:197:VAL:O	6:B:198:ALA:HB2	2.06	0.56
6:B:398:TYR:CD1	6:B:542:ARG:NH2	2.73	0.56
6:B:661:PHE:HB2	20:B:851:CLA:HMC1	1.84	0.56
20:B:808:CLA:H193	20:B:839:CLA:C4	2.36	0.56
9:E:88:GLU:O	9:E:90:VAL:HG23	2.06	0.56
10:F:22:LEU:CB	10:F:23:LYS:HD3	2.35	0.56
12:H:36:GLN:HE22	20:L:207:CLA:CAD	2.19	0.56
15:K:69:ILE:HA	15:K:72:VAL:CG1	2.34	0.56
16:L:32:LEU:CD1	20:L:203:CLA:HED1	2.35	0.56
2:2:171:MET:SD	2:2:172:LEU:N	2.79	0.56
4:4:104:ARG:HA	4:4:107:GLN:HE21	1.70	0.56
4:4:118:ASP:HA	4:4:122:LYS:CA	2.36	0.56
5:A:75:SER:HB3	5:A:354:TRP:CZ2	2.41	0.56
5:A:157:GLY:O	5:A:248:PHE:CE1	2.59	0.56
5:A:578:ARG:HB2	5:A:578:ARG:NH1	2.20	0.56
5:A:603:PHE:HZ	5:A:693:LEU:CD2	2.19	0.56
20:A:852:CLA:HBC2	20:A:852:CLA:HMC1	1.88	0.56
6:B:42:LEU:O	6:B:45:ASN:N	2.39	0.56
6:B:340:SER:CA	20:B:824:CLA:H51	2.25	0.56
6:B:352:MET:SD	20:B:826:CLA:OBD	2.64	0.56
6:B:542:ARG:NH2	8:D:141:VAL:O	2.39	0.56
6:B:646:TRP:CZ3	6:B:726:ILE:HD13	2.41	0.56
20:B:821:CLA:C2	20:B:821:CLA:H72	2.31	0.56

Continued on next page...

Continued from previous page...

Atom-1	Atom-2	Interatomic distance (Å)	Clash overlap (Å)
22:B:843:BCR:C33	22:B:843:BCR:C8	2.84	0.56
7:C:51:CYS:N	24:C:102:SF4:S1	2.74	0.56
8:D:69:ARG:O	8:D:70:GLU:CB	2.54	0.56
8:D:124:ASN:CB	8:D:125:PRO:CD	2.82	0.56
9:E:73:ASN:C	9:E:73:ASN:ND2	2.60	0.56
11:G:27:GLN:O	11:G:28:ARG:HB3	2.05	0.56
20:H:102:CLA:HAC2	22:I:103:BCR:C3	2.12	0.56
13:I:19:VAL:O	13:I:23:SER:N	2.39	0.56
16:L:25:THR:HB	16:L:26:PRO:CD	2.36	0.56
1:1:112:ARG:HH11	20:1:209:CLA:CGD	2.08	0.55
3:3:94:ARG:C	3:3:97:PHE:HE1	2.09	0.55
3:3:202:LEU:HB3	3:3:204:THR:HG23	1.87	0.55
4:4:106:TRP:HE3	20:4:314:CLA:CMA	2.14	0.55
5:A:150:PHE:H	5:A:153:TRP:HE3	1.49	0.55
20:A:824:CLA:CBA	20:A:836:CLA:HED1	2.19	0.55
20:A:831:CLA:HBC3	20:A:831:CLA:CMC	2.35	0.55
22:A:847:BCR:H15C	20:A:851:CLA:H151	1.88	0.55
6:B:255:LEU:HD12	20:B:814:CLA:O2D	2.06	0.55
20:B:828:CLA:HMB2	20:B:829:CLA:C4A	2.37	0.55
22:B:846:BCR:C20	20:B:850:CLA:C15	2.84	0.55
8:D:75:LEU:HD21	16:L:19:PHE:CZ	2.40	0.55
2:2:42:ARG:HD2	2:2:45:VAL:CG2	2.19	0.55
3:3:49:ILE:HA	3:3:51:PRO:HD2	1.88	0.55
4:4:37:LEU:HA	4:4:39:TRP:CD1	2.41	0.55
5:A:88:ILE:CG2	5:A:89:ILE:N	2.69	0.55
5:A:249:ILE:HG23	5:A:251:ASN:OD1	2.06	0.55
5:A:358:LEU:O	5:A:361:ASN:HB3	2.05	0.55
5:A:409:GLY:C	5:A:411:ALA:H	2.10	0.55
5:A:425:THR:O	5:A:428:TYR:CE1	2.59	0.55
5:A:559:GLY:HA2	5:A:597:HIS:ND1	2.21	0.55
6:B:686:PRO:HG2	20:L:202:CLA:H12	1.86	0.55
21:B:801:LMU:C1B	21:B:801:LMU:H6'	2.18	0.55
21:K:106:LMU:C1	21:K:106:LMU:H51	2.33	0.55
21:K:106:LMU:C5	21:K:106:LMU:H12	2.15	0.55
21:N:101:LMU:O6'	21:N:101:LMU:H41	2.05	0.55
1:1:63:LEU:HD23	1:1:64:GLY:O	2.05	0.55
1:1:111:GLN:HA	1:1:111:GLN:HE21	1.72	0.55
3:3:158:TYR:OH	20:3:305:CLA:C3B	2.53	0.55
4:4:70:ILE:O	4:4:73:PRO:CD	2.53	0.55
5:A:177:LEU:C	5:A:179:LEU:H	2.10	0.55
5:A:447:ASN:ND2	6:B:678:LEU:CD2	2.69	0.55

Continued on next page...

Continued from previous page...

Atom-1	Atom-2	Interatomic distance (Å)	Clash overlap (Å)
20:A:813:CLA:HMA2	20:A:813:CLA:C1	2.36	0.55
20:A:816:CLA:CBC	20:A:816:CLA:CMC	2.81	0.55
20:A:819:CLA:H43	20:A:822:CLA:H2	1.88	0.55
20:A:824:CLA:HBB2	20:A:836:CLA:C3A	2.36	0.55
6:B:117:TYR:O	6:B:367:THR:HG23	2.07	0.55
6:B:343:VAL:CG1	20:B:824:CLA:H2	2.36	0.55
6:B:715:VAL:HA	6:B:718:ILE:HG22	1.88	0.55
20:B:806:CLA:C4	25:B:848:LMG:H321	2.36	0.55
20:B:823:CLA:C7	20:B:837:CLA:C3D	2.84	0.55
11:G:19:GLY:C	11:G:21:PHE:HA	2.26	0.55
16:L:66:GLY:HA2	16:L:69:VAL:HG22	1.89	0.55
1:1:89:VAL:CG1	11:G:77:ILE:HG21	2.37	0.55
1:1:167:ALA:C	1:1:169:PRO:HD3	2.26	0.55
2:2:143:PHE:CD1	2:2:144:ASP:N	2.75	0.55
2:2:182:ILE:HG23	2:2:205:PHE:HB2	1.89	0.55
3:3:50:GLU:H	3:3:51:PRO:HD3	1.71	0.55
3:3:201:ALA:C	3:3:202:LEU:HD22	2.27	0.55
4:4:126:LEU:HD23	4:4:127:PRO:CG	2.36	0.55
5:A:158:ILE:HG23	5:A:163:GLN:HE22	1.72	0.55
5:A:536:THR:HA	5:A:539:PHE:CB	2.37	0.55
20:A:824:CLA:C3B	22:A:846:BCR:C21	2.85	0.55
6:B:427:LEU:HB3	20:B:830:CLA:HED1	1.89	0.55
6:B:476:ILE:O	6:B:479:SER:OG	2.16	0.55
7:C:75:ARG:NH1	8:D:110:GLN:OE1	2.38	0.55
8:D:64:GLY:O	8:D:65:ALA:CB	2.55	0.55
8:D:75:LEU:HD22	8:D:76:LYS:H	1.72	0.55
21:H:105:LMU:C9	21:H:105:LMU:H51	2.14	0.55
20:H:109:CLA:CHD	22:I:101:BCR:H342	2.36	0.55
16:L:27:VAL:CA	20:L:203:CLA:HMA3	2.12	0.55
2:2:51:HIS:O	2:2:55:ALA:N	2.29	0.55
2:2:67:PHE:O	2:2:68:LEU:C	2.45	0.55
5:A:88:ILE:HG22	5:A:89:ILE:H	1.72	0.55
5:A:141:ARG:HH21	5:A:141:ARG:CG	2.14	0.55
5:A:361:ASN:HD22	5:A:361:ASN:C	2.10	0.55
5:A:472:ARG:O	5:A:474:GLN:N	2.40	0.55
20:A:809:CLA:H51	22:J:102:BCR:C10	2.35	0.55
20:A:820:CLA:C2D	20:A:821:CLA:HMB3	2.36	0.55
6:B:14:GLN:HE21	6:B:14:GLN:H	1.55	0.55
6:B:310:PRO:CB	6:B:311:PRO:HD2	2.35	0.55
6:B:594:TRP:HD1	6:B:595:HIS:HB2	1.72	0.55
6:B:596:TRP:CZ3	6:B:613:SER:HB3	2.41	0.55

Continued on next page...

Continued from previous page...

Atom-1	Atom-2	Interatomic distance (Å)	Clash overlap (Å)
6:B:649:MET:HE3	6:B:723:ALA:HB2	1.89	0.55
9:E:40:ARG:NH2	9:E:87:VAL:HG22	2.21	0.55
10:F:117:LYS:N	10:F:118:GLU:OE2	2.39	0.55
10:F:123:VAL:HG13	14:J:7:TYR:H	1.71	0.55
20:L:201:CLA:H2	20:L:201:CLA:O1A	2.05	0.55
17:N:63:ASP:H	17:N:64:ASP:HB2	1.65	0.55
1:1:129:ASP:OD2	1:1:133:TYR:HA	2.07	0.55
2:2:57:LEU:CD2	2:2:58:GLY:N	2.69	0.55
2:2:129:LYS:O	2:2:132:GLY:HA3	2.05	0.55
2:2:129:LYS:C	2:2:131:THR:N	2.60	0.55
20:2:302:CLA:HBC3	20:2:302:CLA:CMC	2.28	0.55
21:2:317:LMU:H3'	21:2:317:LMU:O6B	2.06	0.55
3:3:56:TYR:HD1	3:3:185:LYS:HZ1	1.51	0.55
3:3:181:LEU:CD1	3:3:182:LYS:CE	2.84	0.55
4:4:30:LEU:CD1	21:4:317:LMU:H121	2.32	0.55
4:4:120:ILE:H	4:4:120:ILE:HD12	1.72	0.55
21:4:321:LMU:H32	21:4:321:LMU:O2'	2.06	0.55
5:A:46:LYS:HG3	5:A:48:PRO:HB2	1.87	0.55
5:A:100:GLY:HA3	5:A:153:TRP:CZ3	2.42	0.55
5:A:397:THR:HB	5:A:613:ILE:HG12	1.86	0.55
5:A:412:ALA:O	5:A:415:ALA:HB3	2.07	0.55
5:A:438:HIS:HB2	5:A:441:ALA:HB3	1.89	0.55
5:A:471:GLY:O	5:A:472:ARG:HG2	2.07	0.55
5:A:678:PHE:O	5:A:681:GLY:O	2.25	0.55
5:A:711:HIS:O	5:A:716:VAL:HG22	2.06	0.55
21:A:855:LMU:O4'	21:A:855:LMU:C1B	2.53	0.55
6:B:15:ASP:O	6:B:20:ARG:CG	2.55	0.55
6:B:102:GLU:O	6:B:103:ALA:C	2.45	0.55
6:B:416:GLU:CD	6:B:416:GLU:H	2.09	0.55
6:B:586:THR:C	6:B:588:GLY:N	2.55	0.55
6:B:597:LYS:HG2	20:B:835:CLA:HBC1	1.89	0.55
10:F:46:MET:O	10:F:49:THR:N	2.38	0.55
1:1:54:VAL:O	1:1:56:GLY:N	2.40	0.55
1:1:85:LEU:HD13	1:1:85:LEU:H	1.70	0.55
20:1:202:CLA:H41	20:1:202:CLA:C7	2.20	0.55
20:1:204:CLA:CHA	20:1:204:CLA:HBA1	2.36	0.55
2:2:163:GLU:HA	2:2:163:GLU:OE1	2.07	0.55
2:2:192:LEU:HG	2:2:193:PHE:N	2.22	0.55
20:2:322:CLA:CMB	20:J:103:CLA:H152	2.36	0.55
3:3:74:ALA:HA	20:3:307:CLA:ND	2.21	0.55
4:4:192:THR:HG23	4:4:193:ILE:C	2.24	0.55

Continued on next page...

Continued from previous page...

Atom-1	Atom-2	Interatomic distance (Å)	Clash overlap (Å)
21:4:320:LMU:H5B	21:4:320:LMU:H3O2	1.68	0.55
5:A:334:HIS:HB3	20:A:820:CLA:HMA3	1.88	0.55
5:A:650:ASN:O	5:A:653:LEU:N	2.30	0.55
20:A:806:CLA:HED2	20:A:806:CLA:HBA2	1.88	0.55
20:A:815:CLA:H2A	20:A:815:CLA:CGD	2.36	0.55
20:A:825:CLA:H101	20:A:825:CLA:C14	2.37	0.55
6:B:76:ALA:O	6:B:79:GLN:N	2.39	0.55
6:B:577:TYR:CE2	6:B:578:LEU:HD12	2.41	0.55
6:B:732:LYS:HG3	6:B:733:PHE:O	2.04	0.55
20:B:806:CLA:H43	25:B:848:LMG:H321	1.89	0.55
20:B:839:CLA:CHD	23:B:841:PQN:H18	2.36	0.55
10:F:23:LYS:CA	10:F:24:LYS:NZ	2.69	0.55
10:F:40:LEU:HD12	10:F:42:ILE:HD11	1.89	0.55
11:G:5:SER:O	11:G:7:VAL:HG13	2.05	0.55
14:J:19:PHE:O	14:J:23:ALA:HB3	2.06	0.55
16:L:56:VAL:HA	20:L:208:CLA:HED1	1.89	0.55
17:N:46:PHE:O	17:N:47:THR:CB	2.53	0.55
1:1:50:ALA:O	1:1:54:VAL:HG23	2.07	0.55
2:2:63:PHE:HE2	2:2:168:ARG:CD	2.20	0.55
20:2:316:CLA:H151	20:2:316:CLA:C8	2.35	0.55
3:3:134:LYS:O	3:3:135:PRO:C	2.44	0.55
5:A:210:LEU:N	5:A:213:LEU:H	2.05	0.55
5:A:262:PHE:O	5:A:264:GLU:N	2.40	0.55
20:A:815:CLA:CED	20:A:815:CLA:H2A	2.32	0.55
6:B:75:GLU:CB	6:B:132:ASN:HD22	2.19	0.55
6:B:361:ILE:C	6:B:362:ALA:O	2.44	0.55
6:B:493:TRP:CH2	20:B:815:CLA:H122	2.41	0.55
6:B:519:VAL:HG11	6:B:593:TYR:HB2	1.89	0.55
20:B:824:CLA:C10	20:B:824:CLA:H142	2.35	0.55
20:B:851:CLA:CMB	20:B:851:CLA:H41	2.37	0.55
7:C:69:LEU:HD23	7:C:70:TRP:N	2.21	0.55
7:C:74:THR:OG1	7:C:75:ARG:N	2.33	0.55
16:L:14:LEU:HD22	16:L:21:GLY:O	2.07	0.55
16:L:33:ILE:HD11	16:L:36:TYR:HD1	1.72	0.55
16:L:41:PRO:HG3	16:L:52:ARG:HD3	1.88	0.55
22:L:210:BCR:H331	22:L:210:BCR:C8	2.36	0.55
17:N:59:PRO:C	17:N:61:LEU:O	2.45	0.55
20:1:207:CLA:HMA3	20:1:207:CLA:HBA2	1.88	0.55
3:3:92:TRP:CZ2	5:A:250:LEU:HB2	2.40	0.55
4:4:36:ASN:OD1	4:4:36:ASN:C	2.45	0.55
5:A:278:ALA:O	5:A:279:ASP:O	2.25	0.55

Continued on next page...

Continued from previous page...

Atom-1	Atom-2	Interatomic distance (Å)	Clash overlap (Å)
5:A:408:VAL:HG21	5:A:602:LEU:HG	1.88	0.55
5:A:451:ILE:HD12	20:A:830:CLA:CED	2.07	0.55
5:A:520:LEU:HD22	21:A:848:LMU:O1'	2.07	0.55
5:A:679:PHE:O	5:A:683:HIS:HB2	2.07	0.55
20:A:804:CLA:HBC3	20:A:804:CLA:CHD	2.36	0.55
20:A:806:CLA:O1A	20:A:828:CLA:HMB2	2.07	0.55
20:A:808:CLA:H2A	20:A:808:CLA:O2D	2.06	0.55
6:B:275:HIS:ND1	20:B:815:CLA:HMB1	2.21	0.55
6:B:330:ILE:HD12	6:B:330:ILE:O	2.05	0.55
7:C:1:MET:H1	7:C:4:SER:CA	2.20	0.55
20:H:102:CLA:H2A	20:H:102:CLA:O1D	2.06	0.55
16:L:33:ILE:HD13	20:L:203:CLA:HBA1	1.89	0.55
16:L:87:ALA:O	16:L:89:ALA:N	2.40	0.55
16:L:111:GLU:OE1	21:L:211:LMU:O6B	2.18	0.55
4:4:58:MET:SD	4:4:58:MET:C	2.85	0.55
5:A:82:HIS:O	5:A:84:GLY:N	2.40	0.55
5:A:211:LEU:HB3	5:A:310:PHE:CD2	2.43	0.55
5:A:478:SER:C	5:A:480:THR:H	2.11	0.55
5:A:697:ARG:C	5:A:699:TYR:N	2.60	0.55
20:A:830:CLA:H101	20:A:830:CLA:H142	1.88	0.55
21:A:854:LMU:C1'	21:A:854:LMU:H31	2.36	0.55
6:B:91:ILE:HD11	6:B:104:PHE:CE2	2.42	0.55
6:B:427:LEU:HD13	20:B:803:CLA:OBD	2.07	0.55
6:B:475:ASP:HA	6:B:480:SER:C	2.27	0.55
6:B:616:LEU:O	6:B:619:TRP:HB2	2.06	0.55
6:B:633:ASN:HD22	6:B:636:THR:HB	1.72	0.55
20:B:826:CLA:H62	22:B:844:BCR:H321	1.88	0.55
10:F:20:GLN:O	10:F:21:ALA:HB3	2.05	0.55
10:F:25:LEU:HD21	10:F:46:MET:HB3	1.84	0.55
12:H:25:GLY:HA3	12:H:27:ASP:CG	2.27	0.55
15:K:62:ALA:O	15:K:65:ALA:CB	2.55	0.55
15:K:72:VAL:HG13	15:K:73:GLY:N	2.22	0.55
16:L:50:LEU:HG	16:L:51:LEU:CD2	2.37	0.55
16:L:121:THR:OG1	16:L:122:GLY:N	2.38	0.55
20:L:202:CLA:H141	20:L:203:CLA:H93	1.89	0.55
17:N:82:PHE:H	17:N:82:PHE:HD2	1.55	0.55
20:1:201:CLA:CMA	20:1:201:CLA:HBA2	2.26	0.54
5:A:24:ARG:O	5:A:25:ASP:C	2.46	0.54
5:A:541:VAL:CG1	5:A:615:HIS:CD2	2.72	0.54
20:A:806:CLA:H51	20:A:828:CLA:C4C	2.37	0.54
20:A:838:CLA:H62	20:A:852:CLA:H193	1.89	0.54

Continued on next page...

Continued from previous page...

Atom-1	Atom-2	Interatomic distance (Å)	Clash overlap (Å)
20:A:841:CLA:HAA2	20:L:202:CLA:HMB1	1.88	0.54
6:B:154:TRP:O	6:B:157:LEU:N	2.30	0.54
6:B:197:VAL:O	6:B:197:VAL:HG12	2.06	0.54
6:B:476:ILE:HG22	6:B:479:SER:OG	2.08	0.54
6:B:575:ASP:O	6:B:579:ALA:N	2.37	0.54
20:B:807:CLA:H71	20:B:807:CLA:H2	1.89	0.54
7:C:75:ARG:NH2	8:D:110:GLN:OE1	2.36	0.54
8:D:30:ALA:O	16:L:18:PRO:CB	2.51	0.54
21:R:109:LMU:O5B	21:R:109:LMU:H5'	2.07	0.54
3:3:94:ARG:C	3:3:97:PHE:CE1	2.81	0.54
3:3:156:PRO:O	3:3:157:ALA:C	2.46	0.54
4:4:41:VAL:O	4:4:41:VAL:CG1	2.48	0.54
4:4:89:THR:CA	4:4:90:LEU:HD22	2.37	0.54
4:4:114:SER:O	4:4:117:GLN:N	2.40	0.54
5:A:160:SER:O	5:A:163:GLN:CG	2.36	0.54
5:A:337:PRO:HD2	20:A:840:CLA:HHC	1.88	0.54
5:A:338:PHE:CE1	20:A:840:CLA:HBB1	2.42	0.54
6:B:299:HIS:HE1	20:B:820:CLA:HMD1	1.72	0.54
6:B:437:TYR:CG	6:B:616:LEU:HD22	2.41	0.54
6:B:596:TRP:O	6:B:597:LYS:CB	2.54	0.54
6:B:707:LEU:HD13	25:B:848:LMG:H301	1.88	0.54
10:F:104:TYR:O	10:F:104:TYR:HD2	1.88	0.54
11:G:18:LEU:C	11:G:21:PHE:H	2.10	0.54
11:G:19:GLY:O	11:G:22:VAL:N	2.40	0.54
16:L:58:LEU:HA	16:L:146:GLY:O	2.07	0.54
17:N:63:ASP:N	17:N:64:ASP:HB2	2.22	0.54
17:N:63:ASP:N	17:N:64:ASP:HB3	2.10	0.54
20:R:107:CLA:HBA2	20:R:107:CLA:HBD	1.89	0.54
1:1:29:LEU:O	1:1:31:GLU:N	2.41	0.54
2:2:166:ASN:OD1	2:2:169:LEU:CD1	2.55	0.54
2:2:170:ALA:O	2:2:171:MET:C	2.45	0.54
2:2:182:ILE:C	2:2:204:ILE:O	2.46	0.54
4:4:68:GLY:C	4:4:69:ILE:O	2.46	0.54
4:4:69:ILE:CG2	4:4:70:ILE:N	2.52	0.54
4:4:104:ARG:HA	4:4:107:GLN:NE2	2.22	0.54
4:4:163:PHE:O	4:4:166:PHE:N	2.40	0.54
5:A:216:LEU:CD1	22:A:843:BCR:H352	2.38	0.54
5:A:229:ILE:HG13	5:A:243:PRO:HB3	1.90	0.54
5:A:479:ASP:OD1	5:A:536:THR:O	2.26	0.54
5:A:668:TYR:CE1	6:B:445:ALA:HB2	2.41	0.54
5:A:700:TRP:CZ3	20:A:852:CLA:O1D	2.60	0.54

Continued on next page...

Continued from previous page...

Atom-1	Atom-2	Interatomic distance (Å)	Clash overlap (Å)
5:A:714:LEU:HA	10:F:149:LEU:HD11	1.89	0.54
6:B:172:GLU:C	6:B:176:ASN:HB2	2.27	0.54
6:B:463:ILE:O	6:B:464:GLN:CB	2.55	0.54
6:B:625:TRP:CE3	6:B:625:TRP:C	2.81	0.54
6:B:732:LYS:HG3	6:B:734:GLY:HA2	1.87	0.54
20:B:822:CLA:H61	20:B:822:CLA:CMA	2.37	0.54
20:B:851:CLA:H41	20:B:851:CLA:HMB2	1.88	0.54
9:E:48:ASN:C	9:E:48:ASN:OD1	2.45	0.54
12:H:27:ASP:O	12:H:29:PRO:HD3	2.06	0.54
12:H:67:TYR:C	12:H:67:TYR:CD1	2.81	0.54
16:L:55:GLU:HG3	20:L:207:CLA:C1A	2.37	0.54
16:L:160:VAL:O	16:L:160:VAL:CG2	2.29	0.54
1:1:32:VAL:HG21	20:1:211:CLA:C1D	2.37	0.54
1:1:149:LYS:HB3	20:1:206:CLA:CMC	2.37	0.54
4:4:42:GLN:NE2	4:4:119:PRO:HB2	2.23	0.54
5:A:83:PHE:HA	5:A:86:LEU:HD23	1.90	0.54
5:A:124:TRP:HA	5:A:124:TRP:CE3	2.41	0.54
5:A:137:GLY:C	5:A:139:GLY:H	2.10	0.54
5:A:308:ILE:CD1	20:A:816:CLA:C8	2.85	0.54
5:A:618:TRP:HB2	5:A:656:PHE:CE1	2.43	0.54
5:A:672:LEU:HD23	5:A:672:LEU:H	1.71	0.54
20:A:808:CLA:CMB	20:A:809:CLA:H11	2.38	0.54
20:A:826:CLA:H43	20:A:826:CLA:CGA	2.36	0.54
6:B:462:TRP:CZ3	20:B:832:CLA:CBC	2.91	0.54
6:B:475:ASP:O	6:B:479:SER:OG	2.26	0.54
20:B:836:CLA:C12	22:F:203:BCR:H311	2.37	0.54
7:C:39:ILE:HG23	7:C:40:ALA:N	2.23	0.54
10:F:152:ASN:ND2	10:F:152:ASN:H	2.05	0.54
22:F:202:BCR:HC8	22:F:202:BCR:C33	2.36	0.54
20:K:101:CLA:HBC3	20:K:101:CLA:HHD	1.89	0.54
17:N:41:LYS:CB	17:N:42:PHE:CA	2.83	0.54
21:N:101:LMU:H32	21:N:101:LMU:O6'	2.07	0.54
19:Q:2:FRU:O1	19:Q:2:FRU:C5	2.54	0.54
2:2:137:TYR:CD1	2:2:138:PRO:CD	2.89	0.54
2:2:198:ALA:O	2:2:199:ASP:CG	2.46	0.54
3:3:106:TYR:HB3	3:3:107:TRP:HD1	1.71	0.54
4:4:36:ASN:O	4:4:39:TRP:CG	2.60	0.54
4:4:38:ARG:CG	4:4:38:ARG:NH1	2.65	0.54
4:4:99:HIS:O	4:4:103:ILE:HD11	2.02	0.54
4:4:99:HIS:HD1	4:4:103:ILE:CD1	2.21	0.54
4:4:119:PRO:HD2	4:4:120:ILE:HD12	1.89	0.54

Continued on next page...

Continued from previous page...

Atom-1	Atom-2	Interatomic distance (Å)	Clash overlap (Å)
5:A:705:GLU:CB	6:B:545:LYS:HZ2	2.20	0.54
20:A:803:CLA:C4	20:A:838:CLA:H8	2.37	0.54
20:A:806:CLA:H2	20:A:806:CLA:C7	2.36	0.54
6:B:25:ILE:HG22	22:L:210:BCR:C28	2.28	0.54
6:B:124:TRP:CZ2	6:B:135:LEU:HD22	2.43	0.54
6:B:224:PRO:HB3	6:B:227:THR:HB	1.89	0.54
6:B:431:PHE:HE2	20:B:830:CLA:CED	2.20	0.54
20:B:806:CLA:HBB	20:B:827:CLA:HBB2	1.90	0.54
15:K:17:LEU:HD22	15:K:18:MET:CA	2.36	0.54
18:R:32:UNK:CB	18:R:33:UNK:CA	2.76	0.54
1:1:183:ASP:HB3	1:1:184:PRO:HD2	1.90	0.54
21:1:218:LMU:C1B	21:1:218:LMU:H3O2	2.21	0.54
2:2:54:TRP:CD2	20:2:311:CLA:O1D	2.60	0.54
4:4:88:SER:HB3	4:4:89:THR:HG22	1.90	0.54
20:4:319:CLA:HED2	20:4:319:CLA:H2A	0.71	0.54
5:A:378:SER:OG	20:A:825:CLA:HBC2	2.08	0.54
5:A:618:TRP:O	5:A:618:TRP:CD1	2.60	0.54
5:A:622:SER:OG	5:A:642:PHE:HB2	2.07	0.54
5:A:731:ARG:O	5:A:735:VAL:HG23	2.08	0.54
5:A:733:VAL:HG11	20:A:838:CLA:C3D	2.37	0.54
20:A:815:CLA:HBB1	22:A:843:BCR:C35	2.38	0.54
20:A:826:CLA:H171	20:A:826:CLA:H122	1.89	0.54
21:A:853:LMU:H3'	21:A:853:LMU:C2B	2.34	0.54
6:B:120:VAL:HA	6:B:123:TRP:HE1	1.66	0.54
6:B:166:SER:C	6:B:168:PHE:H	2.09	0.54
6:B:544:SER:O	6:B:546:LEU:N	2.41	0.54
6:B:550:LYS:CG	6:B:550:LYS:O	2.54	0.54
20:B:803:CLA:H52	20:B:803:CLA:C4C	2.38	0.54
20:B:830:CLA:CBB	22:F:202:BCR:H272	2.36	0.54
20:B:838:CLA:HBC2	20:B:838:CLA:HMC1	1.90	0.54
20:B:839:CLA:HMC1	20:B:839:CLA:CBC	2.27	0.54
10:F:23:LYS:N	10:F:23:LYS:HD3	2.20	0.54
11:G:85:ILE:O	11:G:86:LEU:HB2	2.08	0.54
20:H:103:CLA:H42	20:H:103:CLA:HAA1	1.90	0.54
16:L:39:ASN:O	16:L:52:ARG:NH2	2.24	0.54
17:N:62:SER:C	17:N:66:ASP:H	2.10	0.54
17:N:65:LEU:O	17:N:65:LEU:CG	2.54	0.54
20:1:215:CLA:CED	20:1:215:CLA:CMA	2.86	0.54
2:2:171:MET:SD	2:2:172:LEU:CA	2.95	0.54
3:3:53:TRP:HA	3:3:56:TYR:HD2	1.73	0.54
3:3:66:MET:HG2	3:3:195:LEU:HD11	1.88	0.54

Continued on next page...

Continued from previous page...

Atom-1	Atom-2	Interatomic distance (Å)	Clash overlap (Å)
3:3:95:THR:HB	3:3:96:GLY:O	2.08	0.54
22:3:314:BCR:C8	22:3:314:BCR:C31	2.72	0.54
4:4:70:ILE:HG13	4:4:71:ASN:H	1.71	0.54
4:4:107:GLN:CA	20:4:302:CLA:HMA2	2.31	0.54
5:A:162:LEU:C	5:A:165:TYR:HB3	2.28	0.54
5:A:680:LEU:HD21	6:B:617:MET:HE3	1.89	0.54
6:B:304:ILE:HD11	20:B:817:CLA:HED2	1.86	0.54
6:B:596:TRP:O	6:B:597:LYS:HB3	2.07	0.54
20:B:828:CLA:HAA2	20:B:828:CLA:CED	2.37	0.54
8:D:46:TYR:CE1	8:D:80:LYS:HE2	2.34	0.54
9:E:61:THR:CG2	9:E:62:ARG:H	2.08	0.54
17:N:46:PHE:C	17:N:47:THR:HG23	2.17	0.54
20:1:202:CLA:O2A	20:1:202:CLA:HMA3	2.08	0.54
4:4:40:PHE:HB3	4:4:43:ALA:HB1	1.75	0.54
4:4:92:VAL:CG1	4:4:93:ILE:N	2.69	0.54
4:4:191:ASN:C	4:4:191:ASN:OD1	2.44	0.54
5:A:207:LEU:HD13	20:A:819:CLA:HBB2	1.88	0.54
5:A:250:LEU:O	5:A:252:ARG:HG2	2.08	0.54
5:A:455:PHE:O	20:A:831:CLA:CBB	2.56	0.54
5:A:591:GLN:OE1	5:A:600:LEU:HD21	2.07	0.54
20:A:822:CLA:ND	22:A:845:BCR:C19	2.71	0.54
20:A:830:CLA:H162	22:L:210:BCR:H362	1.88	0.54
21:A:855:LMU:C1B	21:A:855:LMU:H4O1	2.20	0.54
6:B:278:LEU:HD12	20:B:814:CLA:HMA1	1.87	0.54
6:B:373:THR:O	6:B:377:TYR:N	2.31	0.54
6:B:415:LYS:CG	6:B:416:GLU:OE2	2.55	0.54
6:B:462:TRP:HZ3	20:B:832:CLA:HBC1	1.72	0.54
6:B:545:LYS:HG2	9:E:74:TYR:CE2	2.43	0.54
20:B:803:CLA:H71	20:B:803:CLA:HMC2	1.90	0.54
20:B:808:CLA:H143	20:B:825:CLA:H18	1.90	0.54
20:B:811:CLA:C4	20:B:816:CLA:HBC1	2.37	0.54
8:D:87:GLY:H	8:D:90:LEU:H	1.56	0.54
12:H:14:ILE:HD11	12:H:17:THR:H	1.73	0.54
21:K:104:LMU:O4'	21:K:105:LMU:O1'	2.26	0.54
16:L:60:HIS:HD2	20:L:208:CLA:CED	2.20	0.54
1:1:185:TRP:CA	1:1:186:HIS:HD1	2.18	0.54
2:2:42:ARG:CB	2:2:45:VAL:HB	2.37	0.54
2:2:125:PHE:O	2:2:126:PRO:C	2.46	0.54
4:4:40:PHE:CD1	4:4:40:PHE:N	2.72	0.54
5:A:84:GLY:C	5:A:87:SER:O	2.46	0.54
5:A:144:GLN:CG	5:A:145:ILE:H	2.20	0.54

Continued on next page...

Continued from previous page...

Atom-1	Atom-2	Interatomic distance (Å)	Clash overlap (Å)
5:A:629:ASN:HD21	5:A:633:VAL:CG2	2.20	0.54
5:A:723:ARG:O	20:A:837:CLA:CBB	2.56	0.54
20:A:831:CLA:O1D	16:L:73:PRO:O	2.26	0.54
6:B:301:ILE:CG2	6:B:301:ILE:O	2.56	0.54
6:B:308:HIS:HD1	6:B:309:ILE:N	2.05	0.54
20:B:815:CLA:H112	20:B:833:CLA:H3A	1.90	0.54
22:B:845:BCR:C8	22:B:845:BCR:H311	2.38	0.54
10:F:22:LEU:C	10:F:25:LEU:HD13	2.27	0.54
1:1:160:GLY:O	1:1:162:CYS:N	2.41	0.54
1:1:161:PHE:HD1	20:1:203:CLA:CBB	2.21	0.54
20:1:202:CLA:CED	20:1:202:CLA:CHA	2.84	0.54
20:2:308:CLA:HBA1	21:3:321:LMU:H51	1.89	0.54
4:4:193:ILE:HG21	14:J:42:PHE:CD1	2.42	0.54
5:A:118:PRO:HB3	5:A:150:PHE:CD2	2.43	0.54
5:A:242:ILE:HG12	5:A:243:PRO:HG3	1.90	0.54
5:A:255:LEU:HD11	5:A:280:PHE:HZ	1.72	0.54
5:A:328:LYS:CD	5:A:332:GLU:HG3	2.28	0.54
5:A:361:ASN:O	5:A:365:LEU:N	2.39	0.54
5:A:656:PHE:O	5:A:659:ALA:N	2.40	0.54
20:A:819:CLA:CAA	20:A:823:CLA:HBB2	2.37	0.54
20:A:824:CLA:HAA2	20:A:825:CLA:OBD	2.08	0.54
20:A:841:CLA:CGA	20:A:841:CLA:C1A	2.86	0.54
6:B:167:TRP:CZ2	20:B:809:CLA:HMA1	2.43	0.54
6:B:190:TRP:CA	20:B:812:CLA:HBB2	2.38	0.54
6:B:233:TYR:HB3	6:B:254:ILE:O	2.08	0.54
6:B:456:GLU:HA	6:B:514:PRO:HD3	1.90	0.54
6:B:513:GLY:O	6:B:515:GLY:N	2.41	0.54
6:B:546:LEU:HD12	6:B:570:ILE:HD13	1.89	0.54
6:B:655:LEU:HD22	20:B:839:CLA:CBB	2.37	0.54
6:B:681:ALA:O	6:B:684:ARG:N	2.33	0.54
20:B:803:CLA:H2A	20:B:803:CLA:CED	2.31	0.54
7:C:35:LYS:C	7:C:37:LYS:H	2.10	0.54
8:D:102:ARG:HH21	8:D:110:GLN:HB2	1.72	0.54
12:H:77:LEU:HB3	12:H:78:PRO:CD	2.36	0.54
16:L:58:LEU:HD11	16:L:153:TRP:HZ2	1.73	0.54
21:R:101:LMU:C6	21:R:101:LMU:C1	2.76	0.54
2:2:102:ILE:CG1	20:2:312:CLA:HMD2	2.36	0.53
2:2:116:PRO:HB2	2:2:136:GLY:CA	2.35	0.53
20:3:302:CLA:CMC	20:A:814:CLA:HBA2	2.29	0.53
4:4:147:LEU:HD21	4:4:148:GLU:CB	2.30	0.53
4:4:154:ILE:HG22	20:4:309:CLA:CHA	2.38	0.53

Continued on next page...

Continued from previous page...

Atom-1	Atom-2	Interatomic distance (Å)	Clash overlap (Å)
20:A:804:CLA:O2D	20:A:804:CLA:C2A	2.55	0.53
20:A:822:CLA:NB	22:A:845:BCR:H15C	2.22	0.53
6:B:580:VAL:CG1	6:B:710:LEU:HD21	2.37	0.53
6:B:626:LEU:O	6:B:627:ASN:HB2	2.08	0.53
7:C:5:VAL:C	7:C:65:VAL:CG2	2.68	0.53
21:G:101:LMU:H4'	21:G:101:LMU:H6B	1.71	0.53
13:I:2:ILE:HG13	13:I:3:ASN:OD1	2.08	0.53
18:R:36:UNK:C	18:R:38:UNK:N	2.65	0.53
1:1:136:ASP:HB2	1:1:140:LEU:HB3	1.88	0.53
2:2:56:MET:SD	2:2:169:LEU:HA	2.49	0.53
2:2:205:PHE:HE1	2:2:206:ALA:HA	1.71	0.53
4:4:42:GLN:O	4:4:43:ALA:C	2.47	0.53
5:A:78:VAL:O	5:A:82:HIS:CB	2.55	0.53
5:A:163:GLN:O	5:A:166:CYS:SG	2.66	0.53
5:A:214:GLY:CA	22:A:844:BCR:H15C	2.38	0.53
5:A:308:ILE:O	5:A:311:LEU:HB2	2.08	0.53
5:A:453:LEU:HD21	20:A:835:CLA:CBB	2.38	0.53
5:A:527:VAL:HG13	5:A:528:ALA:H	1.73	0.53
5:A:638:THR:OG1	5:A:641:ASN:ND2	2.41	0.53
20:A:819:CLA:C9	22:A:845:BCR:H371	2.21	0.53
20:A:822:CLA:C1C	22:A:845:BCR:H17C	2.38	0.53
20:A:850:CLA:HMB3	20:A:851:CLA:CAD	2.38	0.53
6:B:50:HIS:HA	6:B:53:GLN:H	1.73	0.53
6:B:132:ASN:HA	6:B:135:LEU:HG	1.90	0.53
6:B:160:LYS:HE3	6:B:161:TRP:CE2	2.43	0.53
6:B:174:ARG:HH12	20:B:822:CLA:CMD	2.20	0.53
6:B:203:ARG:HB3	6:B:270:LEU:HD12	1.89	0.53
20:B:807:CLA:C14	20:B:825:CLA:H91	2.35	0.53
9:E:40:ARG:H	9:E:46:PHE:HE1	1.55	0.53
10:F:123:VAL:HG21	10:F:128:SER:OG	2.08	0.53
11:G:47:GLY:N	11:G:48:ASP:HA	2.16	0.53
20:G:102:CLA:O1D	20:G:102:CLA:CAA	2.56	0.53
13:I:29:GLU:HA	13:I:29:GLU:OE2	2.08	0.53
16:L:56:VAL:HG13	20:L:208:CLA:HED3	1.88	0.53
2:2:137:TYR:O	2:2:143:PHE:CE2	2.61	0.53
2:2:181:HIS:CE1	20:2:304:CLA:ND	2.75	0.53
3:3:56:TYR:O	3:3:60:ILE:HD12	2.07	0.53
5:A:148:GLY:C	5:A:149:PHE:O	2.43	0.53
5:A:439:ARG:HG2	5:A:562:PHE:CE2	2.43	0.53
5:A:449:VAL:CG2	20:A:836:CLA:HMC3	2.38	0.53
5:A:709:TRP:CH2	6:B:417:ALA:HB2	2.44	0.53

Continued on next page...

Continued from previous page...

Atom-1	Atom-2	Interatomic distance (Å)	Clash overlap (Å)
5:A:723:ARG:HH11	5:A:723:ARG:HG3	1.68	0.53
20:A:807:CLA:HBB	20:A:808:CLA:HMB3	1.89	0.53
20:A:838:CLA:C4A	20:A:838:CLA:HBA2	2.32	0.53
6:B:20:ARG:HH11	6:B:20:ARG:CG	2.21	0.53
6:B:222:LEU:O	6:B:222:LEU:HD23	2.07	0.53
6:B:406:ASN:C	6:B:406:ASN:HD22	2.11	0.53
6:B:533:ILE:O	6:B:537:GLY:N	2.30	0.53
6:B:648:TRP:CZ2	20:B:850:CLA:H62	2.43	0.53
21:B:801:LMU:C10	21:B:801:LMU:H62	2.29	0.53
9:E:50:GLY:HA3	9:E:69:PHE:HB2	1.91	0.53
20:L:208:CLA:HAC2	22:L:210:BCR:HC42	1.89	0.53
1:1:27:LEU:CD2	6:B:314:ARG:CD	2.69	0.53
1:1:105:ILE:O	1:1:108:VAL:HG12	2.08	0.53
1:1:161:PHE:H	20:1:203:CLA:HBB2	1.66	0.53
3:3:49:ILE:HG13	3:3:52:LYS:HB2	1.90	0.53
5:A:187:HIS:NE2	20:A:811:CLA:C4C	2.53	0.53
20:A:826:CLA:C20	22:J:102:BCR:C16	2.87	0.53
6:B:304:ILE:HD11	20:B:817:CLA:HED3	1.90	0.53
6:B:503:GLU:HB3	6:B:507:SER:CA	2.39	0.53
6:B:573:TRP:O	6:B:577:TYR:N	2.31	0.53
22:B:846:BCR:C33	22:B:846:BCR:C8	2.85	0.53
7:C:31:TRP:HD1	7:C:32:GLY:N	2.06	0.53
21:D:201:LMU:H1B	21:D:201:LMU:O6B	2.06	0.53
10:F:2:ILE:HG22	10:F:3:ALA:H	1.73	0.53
10:F:44:ALA:HB1	10:F:48:LYS:HB3	1.91	0.53
22:I:103:BCR:C40	22:I:103:BCR:C38	2.73	0.53
21:K:105:LMU:O2B	21:K:105:LMU:C4'	2.52	0.53
17:N:61:LEU:HG	17:N:62:SER:N	2.12	0.53
19:Z:1:GLC:HO2	19:Z:2:FRU:H5	1.69	0.53
2:2:97:VAL:HA	2:2:100:VAL:HG13	1.89	0.53
2:2:148:TRP:HH2	21:2:313:LMU:H12	1.72	0.53
5:A:253:ASP:O	5:A:256:ALA:CB	2.57	0.53
5:A:389:TYR:CE1	5:A:625:TRP:CG	2.96	0.53
5:A:448:TRP:CD1	20:A:830:CLA:CED	2.92	0.53
5:A:586:ARG:CG	7:C:49:VAL:HG21	2.38	0.53
20:A:807:CLA:HBC2	20:A:807:CLA:CHD	2.38	0.53
20:A:826:CLA:C17	20:A:826:CLA:H122	2.37	0.53
6:B:87:ILE:O	6:B:121:TYR:HE2	1.91	0.53
6:B:492:ILE:HD13	6:B:492:ILE:N	2.14	0.53
20:B:814:CLA:HBC2	20:B:814:CLA:CHD	2.27	0.53
8:D:28:ILE:O	8:D:66:ALA:HB3	2.08	0.53

Continued on next page...

Continued from previous page...

Atom-1	Atom-2	Interatomic distance (Å)	Clash overlap (Å)
11:G:48:ASP:HB3	11:G:49:THR:HG21	1.86	0.53
12:H:34:SER:OG	12:H:36:GLN:NE2	2.41	0.53
21:H:108:LMU:O3'	21:H:108:LMU:C5B	2.57	0.53
14:J:31:ARG:HH21	20:J:103:CLA:C3B	2.21	0.53
16:L:48:ASN:HB2	16:L:50:LEU:HD22	1.91	0.53
16:L:96:SER:HG	16:L:143:PHE:HD2	1.48	0.53
16:L:123:ARG:O	16:L:124:LYS:HE3	2.09	0.53
20:2:302:CLA:HBC2	20:2:302:CLA:CMC	2.32	0.53
4:4:128:ALA:CA	4:4:143:PHE:CZ	2.91	0.53
5:A:291:THR:O	5:A:293:GLY:N	2.36	0.53
5:A:308:ILE:HD13	20:A:816:CLA:H91	1.72	0.53
5:A:379:MET:SD	5:A:512:SER:HB2	2.49	0.53
5:A:466:THR:O	5:A:470:LEU:CG	2.57	0.53
5:A:467:MET:HE1	5:A:475:ASP:O	2.09	0.53
5:A:615:HIS:ND1	20:A:834:CLA:HBC3	2.22	0.53
5:A:650:ASN:O	5:A:653:LEU:HD13	2.08	0.53
5:A:707:ILE:C	5:A:711:HIS:HD2	2.12	0.53
20:A:825:CLA:CBC	20:A:825:CLA:CMC	2.63	0.53
6:B:20:ARG:HH11	6:B:20:ARG:CB	2.20	0.53
6:B:75:GLU:HB2	6:B:132:ASN:HD22	1.73	0.53
6:B:529:THR:HA	6:B:532:LEU:HD23	1.89	0.53
6:B:551:LYS:O	6:B:553:PHE:CE2	2.61	0.53
6:B:668:ARG:HH12	6:B:672:GLN:HG2	1.71	0.53
20:B:823:CLA:CGA	20:B:837:CLA:HAA1	2.37	0.53
22:B:846:BCR:C19	20:B:850:CLA:H112	2.28	0.53
20:B:850:CLA:CBB	20:B:851:CLA:C1B	2.80	0.53
20:B:851:CLA:H142	22:I:101:BCR:HC42	1.88	0.53
7:C:74:THR:OG1	7:C:80:ALA:HB3	2.07	0.53
8:D:31:GLY:O	8:D:32:SER:HB2	2.09	0.53
10:F:23:LYS:CA	10:F:24:LYS:HZ3	2.22	0.53
10:F:126:ALA:O	10:F:128:SER:OG	2.17	0.53
11:G:19:GLY:HA2	11:G:22:VAL:H	1.74	0.53
11:G:69:VAL:O	11:G:73:ALA:CB	2.57	0.53
12:H:65:LEU:HD11	16:L:90:GLY:HA2	1.90	0.53
2:2:42:ARG:C	2:2:45:VAL:H	2.11	0.53
4:4:68:GLY:C	4:4:71:ASN:HB2	2.20	0.53
4:4:75:TRP:HD1	20:4:311:CLA:HMD3	1.63	0.53
4:4:94:GLU:HG2	4:4:95:PHE:CZ	2.38	0.53
20:4:318:CLA:CHD	20:4:318:CLA:CBC	2.80	0.53
5:A:22:VAL:HG12	5:A:23:ASP:N	2.22	0.53
5:A:55:TRP:CD2	5:A:729:GLN:NE2	2.77	0.53

Continued on next page...

Continued from previous page...

Atom-1	Atom-2	Interatomic distance (Å)	Clash overlap (Å)
5:A:64:PHE:HE2	20:A:805:CLA:HMC1	1.74	0.53
5:A:253:ASP:O	5:A:256:ALA:HB3	2.09	0.53
5:A:420:ARG:HG2	5:A:421:ASP:N	2.23	0.53
20:A:807:CLA:HMB2	22:J:102:BCR:HC7	1.88	0.53
20:A:826:CLA:CGA	20:A:826:CLA:C1A	2.87	0.53
6:B:174:ARG:CB	20:B:811:CLA:HBC2	2.27	0.53
6:B:188:LEU:HG	6:B:189:ALA:N	2.24	0.53
6:B:189:ALA:CB	20:B:826:CLA:C20	2.69	0.53
6:B:302:LYS:HD3	11:G:49:THR:HA	1.91	0.53
6:B:330:ILE:O	6:B:330:ILE:CD1	2.57	0.53
6:B:431:PHE:HE2	20:B:830:CLA:HED3	1.73	0.53
7:C:28:MET:SD	8:D:122:LYS:C	2.87	0.53
10:F:144:LEU:HG	10:F:145:LEU:HD23	1.91	0.53
10:F:149:LEU:HD23	10:F:153:ASN:ND2	2.23	0.53
22:I:101:BCR:H272	22:I:103:BCR:H352	1.90	0.53
22:I:103:BCR:H291	22:L:210:BCR:H281	1.89	0.53
16:L:162:ASP:HB2	16:L:163:LEU:HA	1.91	0.53
17:N:37:PHE:CD2	17:N:37:PHE:N	2.76	0.53
17:N:69:CYS:O	17:N:70:GLU:O	2.26	0.53
17:N:69:CYS:O	17:N:72:LYS:CD	2.57	0.53
20:1:206:CLA:CGD	21:4:301:LMU:O2'	2.57	0.53
2:2:51:HIS:HA	2:2:54:TRP:HB2	1.91	0.53
5:A:281:LEU:HB2	5:A:301:HIS:HD2	1.73	0.53
5:A:567:ARG:NH2	5:A:567:ARG:HB3	2.23	0.53
20:A:823:CLA:OBD	20:A:823:CLA:C9	2.42	0.53
6:B:271:THR:OG1	6:B:272:ASP:N	2.41	0.53
6:B:294:ASN:CB	11:G:36:PRO:HD2	2.35	0.53
6:B:302:LYS:O	6:B:303:TYR:CB	2.35	0.53
6:B:606:VAL:C	6:B:608:GLN:H	2.12	0.53
20:B:823:CLA:C2B	22:B:845:BCR:C35	2.87	0.53
10:F:58:LYS:O	10:F:60:GLY:N	2.42	0.53
10:F:128:SER:O	10:F:130:LEU:HD23	2.09	0.53
11:G:13:GLY:O	11:G:16:LEU:HB2	2.07	0.53
11:G:14:LEU:HG	11:G:14:LEU:O	2.07	0.53
12:H:23:VAL:O	12:H:24:TYR:C	2.47	0.53
15:K:51:ASP:O	15:K:52:PRO:C	2.46	0.53
17:N:42:PHE:H	17:N:43:PRO:HD2	1.71	0.53
17:N:44:GLU:C	17:N:46:PHE:H	2.11	0.53
5:A:40:PHE:N	5:A:44:ILE:HG21	2.24	0.53
5:A:438:HIS:HB2	5:A:441:ALA:CB	2.39	0.53
5:A:473:PRO:O	5:A:474:GLN:C	2.48	0.53

Continued on next page...

Continued from previous page...

Atom-1	Atom-2	Interatomic distance (Å)	Clash overlap (Å)
6:B:44:GLN:CD	6:B:163:PRO:HB2	2.28	0.53
6:B:78:VAL:HG23	6:B:78:VAL:O	2.08	0.53
6:B:143:LEU:C	6:B:145:LEU:N	2.62	0.53
6:B:390:GLY:CA	22:B:845:BCR:HC22	2.38	0.53
22:B:846:BCR:C19	20:B:850:CLA:C15	2.80	0.53
20:B:850:CLA:C12	20:B:850:CLA:H71	2.38	0.53
8:D:40:ALA:HA	8:D:44:GLU:O	2.08	0.53
10:F:61:LEU:CD2	10:F:69:PRO:HB2	2.31	0.53
12:H:25:GLY:CA	12:H:27:ASP:CB	2.75	0.53
16:L:108:LYS:C	16:L:108:LYS:HE2	2.29	0.53
1:1:57:ILE:O	1:1:59:VAL:CA	2.56	0.53
20:1:207:CLA:HAA2	20:1:207:CLA:CB	2.39	0.53
2:2:79:TRP:CG	2:2:79:TRP:O	2.62	0.53
5:A:441:ALA:HA	5:A:444:SER:HB3	1.91	0.53
20:A:825:CLA:O1D	20:A:825:CLA:CBA	2.46	0.53
20:A:841:CLA:H92	22:L:210:BCR:C32	2.36	0.53
21:A:854:LMU:H21	21:A:854:LMU:H61	1.85	0.53
21:A:855:LMU:H91	21:A:855:LMU:C1	2.31	0.53
6:B:22:TRP:CE2	20:B:838:CLA:HMB1	2.44	0.53
6:B:127:ILE:CG1	6:B:193:HIS:HE1	2.21	0.53
6:B:295:PHE:O	11:G:33:LYS:HB2	2.09	0.53
6:B:338:LEU:O	6:B:339:ALA:HB3	2.09	0.53
6:B:378:ILE:HG22	6:B:379:ALA:N	2.24	0.53
6:B:717:TYR:O	20:B:849:CLA:HED3	2.09	0.53
6:B:719:PHE:CZ	20:B:825:CLA:H71	2.44	0.53
9:E:86:GLU:CG	9:E:87:VAL:N	2.30	0.53
21:H:105:LMU:C6'	21:H:105:LMU:H2'	2.39	0.53
15:K:31:ASN:H	15:K:32:ARG:NH1	2.07	0.53
17:N:45:ASN:CA	17:N:57:LYS:NZ	2.72	0.53
17:N:58:VAL:CG1	17:N:59:PRO:CD	2.87	0.53
2:2:64:ILE:CG2	2:2:65:PRO:HD3	2.39	0.52
2:2:181:HIS:NE2	20:2:304:CLA:C4D	2.72	0.52
3:3:52:LYS:C	3:3:56:TYR:HD2	2.10	0.52
3:3:132:TRP:CZ3	3:3:155:GLU:OE1	2.57	0.52
4:4:69:ILE:O	4:4:71:ASN:CB	2.56	0.52
4:4:121:PHE:CD2	4:4:122:LYS:N	2.77	0.52
4:4:147:LEU:CD1	4:4:148:GLU:CB	2.85	0.52
4:4:152:LYS:CA	4:4:154:ILE:HG12	2.32	0.52
5:A:44:ILE:O	5:A:45:ALA:C	2.47	0.52
5:A:114:THR:O	5:A:525:ASN:ND2	2.42	0.52
5:A:197:GLN:OE1	5:A:351:THR:O	2.27	0.52

Continued on next page...

Continued from previous page...

Atom-1	Atom-2	Interatomic distance (Å)	Clash overlap (Å)
5:A:293:GLY:O	5:A:294:LEU:HB3	2.08	0.52
5:A:430:ASP:H	5:A:433:ASP:CG	2.12	0.52
5:A:725:LEU:HD21	20:A:838:CLA:HMD3	1.91	0.52
22:A:847:BCR:H17C	20:A:851:CLA:H172	1.91	0.52
6:B:193:HIS:HD2	20:B:812:CLA:NC	2.07	0.52
6:B:431:PHE:CE2	20:B:830:CLA:HED3	2.44	0.52
20:B:804:CLA:CHD	22:I:103:BCR:H401	2.40	0.52
20:B:830:CLA:CBB	22:F:202:BCR:C23	2.87	0.52
8:D:86:LEU:HD13	8:D:90:LEU:HG	1.90	0.52
10:F:90:PHE:HA	22:F:202:BCR:H392	1.91	0.52
10:F:92:TYR:C	10:F:92:TYR:CD2	2.82	0.52
11:G:43:HIS:O	11:G:45:GLU:CA	2.56	0.52
20:G:102:CLA:H3A	20:G:102:CLA:C1	2.38	0.52
20:H:102:CLA:C4C	22:I:103:BCR:C2	2.66	0.52
2:2:64:ILE:HG22	2:2:65:PRO:HD3	1.91	0.52
20:2:302:CLA:CGA	20:2:302:CLA:C3A	2.85	0.52
3:3:208:PRO:HB3	3:3:210:GLN:CD	2.29	0.52
4:4:53:LEU:O	4:4:54:GLY:C	2.48	0.52
5:A:242:ILE:HG12	5:A:243:PRO:CG	2.39	0.52
20:A:824:CLA:CHC	22:A:846:BCR:H371	2.38	0.52
20:A:841:CLA:H61	20:A:841:CLA:C11	2.38	0.52
6:B:376:GLN:HB3	6:B:587:ILE:HD12	1.91	0.52
6:B:431:PHE:CE2	20:B:830:CLA:CED	2.92	0.52
6:B:458:ILE:HD11	20:F:205:CLA:CED	2.39	0.52
6:B:707:LEU:HD11	20:B:827:CLA:H91	1.91	0.52
20:B:823:CLA:H52	20:B:837:CLA:HBD	1.90	0.52
10:F:73:VAL:HG11	10:F:83:PHE:HB2	1.89	0.52
20:G:102:CLA:O1D	20:G:102:CLA:HAA2	2.09	0.52
14:J:25:LEU:HA	14:J:28:GLU:HB2	1.92	0.52
20:J:103:CLA:CHD	20:J:103:CLA:CBC	2.83	0.52
21:N:101:LMU:C3	21:N:101:LMU:O6'	2.56	0.52
18:R:39:UNK:CA	18:R:41:UNK:CB	2.88	0.52
20:R:107:CLA:HED3	20:R:107:CLA:C4D	2.34	0.52
2:2:148:TRP:CH2	21:2:313:LMU:H12	2.44	0.52
2:2:161:THR:HB	2:2:165:LYS:HB2	1.91	0.52
20:3:318:CLA:H172	20:3:318:CLA:C12	2.29	0.52
4:4:81:GLU:OE2	4:4:81:GLU:CA	2.50	0.52
5:A:40:PHE:H	5:A:44:ILE:CG2	2.22	0.52
5:A:91:LEU:O	20:A:807:CLA:HMC3	2.09	0.52
5:A:214:GLY:O	5:A:215:SER:CB	2.56	0.52
5:A:265:GLY:HA2	5:A:272:LEU:HD21	1.92	0.52

Continued on next page...

Continued from previous page...

Atom-1	Atom-2	Interatomic distance (Å)	Clash overlap (Å)
5:A:368:LEU:HD12	20:A:825:CLA:H61	1.89	0.52
6:B:185:VAL:CG2	22:B:843:BCR:H272	2.39	0.52
6:B:228:GLY:HA3	11:G:8:ILE:HB	1.90	0.52
20:B:811:CLA:H41	20:B:816:CLA:HBC1	1.85	0.52
20:B:821:CLA:HMD2	20:B:822:CLA:HBB2	1.88	0.52
7:C:29:ILE:HG23	8:D:126:GLY:CA	2.39	0.52
8:D:43:GLU:HG3	8:D:44:GLU:H	1.74	0.52
8:D:122:LYS:NZ	8:D:124:ASN:OD1	2.43	0.52
21:F:201:LMU:H6E	21:F:201:LMU:C1B	2.39	0.52
21:K:105:LMU:C6'	21:K:105:LMU:C4	2.88	0.52
16:L:66:GLY:N	16:L:67:PRO:CD	2.72	0.52
17:N:42:PHE:CD1	17:N:43:PRO:CA	2.92	0.52
1:1:183:ASP:OD1	4:4:89:THR:CB	2.57	0.52
1:1:183:ASP:HB3	1:1:184:PRO:CD	2.40	0.52
2:2:97:VAL:CA	2:2:100:VAL:HG13	2.39	0.52
21:2:318:LMU:C6B	21:2:318:LMU:C2B	2.88	0.52
3:3:182:LYS:O	3:3:185:LYS:HB3	2.10	0.52
4:4:75:TRP:CD2	4:4:76:TYR:N	2.77	0.52
4:4:147:LEU:HD13	4:4:148:GLU:HB2	1.89	0.52
5:A:351:THR:HA	20:A:823:CLA:H191	1.92	0.52
5:A:536:THR:HA	5:A:539:PHE:HB3	1.91	0.52
5:A:641:ASN:HD22	5:A:641:ASN:H	1.57	0.52
5:A:690:LEU:HD21	6:B:661:PHE:HE1	1.75	0.52
5:A:716:VAL:O	20:A:837:CLA:HMD3	2.09	0.52
20:A:830:CLA:H152	22:L:210:BCR:H363	1.90	0.52
6:B:98:GLN:O	6:B:98:GLN:NE2	2.43	0.52
6:B:486:LEU:HD12	20:B:833:CLA:OBD	2.09	0.52
7:C:1:MET:SD	7:C:4:SER:OG	2.67	0.52
8:D:86:LEU:CD1	8:D:90:LEU:HG	2.39	0.52
8:D:116:ASP:HB3	8:D:127:ARG:HH12	1.73	0.52
10:F:91:LEU:O	10:F:94:ALA:O	2.26	0.52
12:H:70:ALA:O	12:H:71:ASN:HB2	2.09	0.52
21:H:108:LMU:C3	21:H:108:LMU:H92	2.23	0.52
3:3:47:GLY:C	3:3:49:ILE:H	2.10	0.52
20:3:302:CLA:O1D	5:A:246:HIS:CD2	2.62	0.52
4:4:73:PRO:CB	4:4:75:TRP:HB2	2.38	0.52
5:A:378:SER:OG	5:A:378:SER:O	2.28	0.52
5:A:545:HIS:ND1	20:A:834:CLA:CBB	2.68	0.52
5:A:603:PHE:CZ	5:A:735:VAL:HG22	2.45	0.52
20:A:808:CLA:HBB2	20:A:809:CLA:C4D	2.39	0.52
20:A:830:CLA:C15	22:L:210:BCR:H361	2.38	0.52

Continued on next page...

Continued from previous page...

Atom-1	Atom-2	Interatomic distance (Å)	Clash overlap (Å)
20:A:851:CLA:H152	20:A:851:CLA:H101	1.90	0.52
6:B:18:THR:O	6:B:21:ILE:N	2.29	0.52
6:B:274:ALA:O	6:B:278:LEU:HB2	2.08	0.52
20:B:821:CLA:H12	20:B:821:CLA:CAA	2.23	0.52
20:B:832:CLA:C1D	20:B:833:CLA:HBB2	2.39	0.52
20:B:832:CLA:HMC3	20:B:835:CLA:H2	1.91	0.52
7:C:11:CYS:C	7:C:13:GLY:H	2.12	0.52
9:E:80:ASN:HB3	9:E:82:TYR:CE2	2.44	0.52
11:G:28:ARG:HH21	11:G:29:GLU:N	2.06	0.52
11:G:44:PHE:H	11:G:45:GLU:HB3	1.73	0.52
11:G:45:GLU:CA	11:G:49:THR:CG2	2.77	0.52
17:N:62:SER:O	17:N:66:ASP:OD2	2.28	0.52
2:2:168:ARG:HA	2:2:168:ARG:NE	2.25	0.52
3:3:49:ILE:CG1	3:3:52:LYS:HB2	2.39	0.52
5:A:453:LEU:CB	5:A:547:PHE:HB2	2.34	0.52
5:A:710:ALA:CB	20:B:803:CLA:HED2	2.40	0.52
20:A:826:CLA:HBD	20:A:826:CLA:HAA1	1.91	0.52
6:B:188:LEU:HG	6:B:189:ALA:H	1.75	0.52
6:B:207:VAL:O	6:B:208:ARG:O	2.27	0.52
6:B:273:VAL:O	6:B:277:HIS:CD2	2.61	0.52
6:B:387:PHE:O	6:B:391:PRO:HG3	2.09	0.52
6:B:464:GLN:OE1	6:B:469:LYS:CD	2.54	0.52
6:B:700:LEU:N	6:B:700:LEU:CD2	2.72	0.52
20:B:830:CLA:CBB	22:F:202:BCR:H23C	2.39	0.52
7:C:12:ILE:O	7:C:38:GLN:HG2	2.09	0.52
7:C:39:ILE:CG1	7:C:40:ALA:N	2.65	0.52
21:F:201:LMU:H22	21:F:201:LMU:C9	2.38	0.52
17:N:34:THR:C	17:N:36:GLU:N	2.63	0.52
17:N:80:ASN:O	17:N:80:ASN:OD1	2.28	0.52
21:R:102:LMU:O6'	21:R:102:LMU:O1B	2.28	0.52
2:2:167:GLY:O	2:2:168:ARG:C	2.48	0.52
3:3:60:ILE:HA	3:3:63:ARG:HD2	1.92	0.52
20:3:302:CLA:CMC	20:A:814:CLA:CBA	2.87	0.52
4:4:36:ASN:OD1	4:4:39:TRP:CE2	2.56	0.52
4:4:58:MET:O	4:4:60:LEU:N	2.43	0.52
20:4:304:CLA:HMC1	20:4:304:CLA:HBC3	1.91	0.52
5:A:62:HIS:O	20:A:828:CLA:HAA2	2.10	0.52
5:A:223:VAL:CG1	5:A:224:HIS:N	2.72	0.52
5:A:310:PHE:H	5:A:313:ALA:HB3	1.74	0.52
5:A:353:SER:O	5:A:354:TRP:CB	2.58	0.52
5:A:472:ARG:NE	5:A:474:GLN:HG3	2.14	0.52

Continued on next page...

Continued from previous page...

Atom-1	Atom-2	Interatomic distance (Å)	Clash overlap (Å)
5:A:701:GLN:OE1	9:E:74:TYR:HE1	1.92	0.52
6:B:8:PHE:O	6:B:35:ASP:CG	2.48	0.52
6:B:160:LYS:HG3	6:B:161:TRP:N	2.20	0.52
6:B:326:ILE:O	6:B:326:ILE:HG12	2.09	0.52
6:B:427:LEU:C	20:B:830:CLA:HED2	2.30	0.52
20:B:803:CLA:HBC1	22:F:202:BCR:C33	2.40	0.52
20:B:804:CLA:HBC2	20:B:804:CLA:HMC1	1.92	0.52
20:B:814:CLA:HMA2	20:B:814:CLA:O2A	2.09	0.52
8:D:33:THR:HG23	16:L:23:LEU:HD12	1.92	0.52
8:D:113:HIS:HD2	8:D:118:VAL:HG21	1.72	0.52
11:G:13:GLY:C	11:G:16:LEU:HG	2.30	0.52
16:L:56:VAL:CA	20:L:208:CLA:HED2	2.33	0.52
16:L:162:ASP:N	16:L:162:ASP:OD2	2.35	0.52
17:N:5:GLU:OE2	17:N:6:TYR:CA	2.57	0.52
17:N:65:LEU:C	17:N:66:ASP:OD2	2.48	0.52
21:R:104:LMU:O3B	21:R:104:LMU:O6B	2.28	0.52
2:2:98:GLU:OE2	20:2:312:CLA:C4D	2.57	0.52
4:4:118:ASP:CG	4:4:123:GLN:CB	2.75	0.52
4:4:123:GLN:CG	4:4:124:TYR:H	2.23	0.52
4:4:192:THR:HG23	4:4:193:ILE:CA	2.40	0.52
5:A:207:LEU:HA	5:A:211:LEU:CB	2.39	0.52
5:A:331:LEU:CD1	5:A:346:LEU:CB	2.60	0.52
5:A:341:GLN:O	5:A:344:LYS:HB2	2.10	0.52
5:A:691:MET:HB2	20:A:852:CLA:C1C	2.39	0.52
5:A:703:LEU:O	5:A:707:ILE:HG12	2.09	0.52
6:B:122:GLN:O	6:B:126:THR:CB	2.57	0.52
6:B:124:TRP:HD1	6:B:124:TRP:C	2.11	0.52
6:B:393:PHE:CE1	6:B:394:PHE:CE2	2.98	0.52
6:B:454:LEU:HD22	10:F:70:HIS:CD2	2.45	0.52
20:B:803:CLA:H191	10:F:104:TYR:CG	2.45	0.52
7:C:19:ARG:NE	8:D:121:GLU:OE2	2.43	0.52
8:D:36:LEU:HD21	8:D:45:PHE:CZ	2.44	0.52
9:E:90:VAL:O	9:E:91:ALA:O	2.28	0.52
10:F:23:LYS:O	10:F:24:LYS:HE2	2.07	0.52
10:F:96:TRP:CE3	10:F:134:PHE:N	2.78	0.52
11:G:28:ARG:CG	11:G:29:GLU:HB2	2.39	0.52
11:G:68:ILE:HD12	11:G:68:ILE:H	1.75	0.52
13:I:17:PRO:O	13:I:18:ALA:C	2.48	0.52
17:N:46:PHE:O	17:N:47:THR:OG1	2.28	0.52
17:N:53:ALA:HB3	17:N:55:GLN:NE2	2.24	0.52
2:2:119:VAL:O	2:2:120:ASN:O	2.28	0.52

Continued on next page...

Continued from previous page...

Atom-1	Atom-2	Interatomic distance (Å)	Clash overlap (Å)
20:2:302:CLA:O1A	20:2:302:CLA:C4A	2.57	0.52
3:3:106:TYR:CB	3:3:107:TRP:CD1	2.92	0.52
4:4:128:ALA:HB3	4:4:143:PHE:CE2	2.35	0.52
20:4:302:CLA:OBD	20:4:302:CLA:O2D	2.28	0.52
5:A:32:GLU:HG3	5:A:33:GLN:N	2.25	0.52
5:A:149:PHE:O	5:A:150:PHE:HB2	2.09	0.52
5:A:389:TYR:CD1	5:A:625:TRP:CG	2.97	0.52
5:A:393:LEU:O	5:A:397:THR:CG2	2.55	0.52
5:A:631:GLN:O	5:A:632:GLY:C	2.48	0.52
20:A:806:CLA:HBA2	20:A:806:CLA:CED	2.40	0.52
20:A:824:CLA:HBB2	20:A:836:CLA:HMA1	1.92	0.52
21:A:855:LMU:O4'	21:A:855:LMU:O1B	2.27	0.52
20:B:823:CLA:H11	20:B:837:CLA:HBD	1.92	0.52
7:C:31:TRP:CD1	7:C:32:GLY:N	2.78	0.52
7:C:72:GLU:O	7:C:73:THR:O	2.27	0.52
8:D:131:GLY:O	8:D:132:LEU:HB2	2.08	0.52
11:G:96:SER:C	11:G:98:PHE:H	2.13	0.52
16:L:8:TYR:HE1	16:L:11:ILE:CG2	2.20	0.52
17:N:42:PHE:N	17:N:43:PRO:HD3	2.22	0.52
17:N:67:LEU:CD1	17:N:67:LEU:N	2.53	0.52
17:N:76:LYS:O	17:N:77:CYS:O	2.27	0.52
5:A:216:LEU:O	5:A:219:ALA:N	2.43	0.52
5:A:398:HIS:HD2	20:A:826:CLA:ND	2.07	0.52
5:A:553:VAL:CG2	22:A:846:BCR:H401	2.38	0.52
5:A:598:VAL:O	5:A:598:VAL:HG12	2.10	0.52
5:A:630:ASP:C	5:A:632:GLY:N	2.60	0.52
20:A:819:CLA:HBC2	20:A:825:CLA:H18	1.90	0.52
20:A:824:CLA:HBB	22:A:846:BCR:H363	1.87	0.52
20:A:839:CLA:CBA	20:A:839:CLA:HMA3	2.30	0.52
20:A:840:CLA:CED	20:A:840:CLA:CBA	2.88	0.52
20:B:838:CLA:HBA1	22:L:210:BCR:H362	1.91	0.52
9:E:89:GLU:O	9:E:90:VAL:CB	2.58	0.52
10:F:124:PRO:C	10:F:126:ALA:H	2.13	0.52
12:H:54:LEU:CD1	12:H:55:LYS:HG3	2.40	0.52
15:K:32:ARG:NE	15:K:32:ARG:HA	2.25	0.52
15:K:55:PHE:N	15:K:55:PHE:HD1	2.07	0.52
19:Q:1:GLC:O6	19:Q:2:FRU:H5	2.09	0.52
19:U:2:FRU:O6	19:U:2:FRU:C3	2.55	0.52
1:1:115:GLU:O	1:1:116:LYS:HB2	2.10	0.51
1:1:136:ASP:O	1:1:138:LYS:N	2.43	0.51
2:2:54:TRP:HZ2	2:2:109:ARG:HD3	1.76	0.51

Continued on next page...

Continued from previous page...

Atom-1	Atom-2	Interatomic distance (Å)	Clash overlap (Å)
2:2:198:ALA:O	2:2:199:ASP:OD2	2.28	0.51
5:A:38:GLY:O	5:A:39:HIS:HB3	2.10	0.51
5:A:216:LEU:CD1	22:A:843:BCR:C35	2.88	0.51
5:A:301:HIS:NE2	20:A:816:CLA:CHA	2.73	0.51
5:A:473:PRO:C	5:A:475:ASP:N	2.61	0.51
5:A:654:ARG:HA	6:B:632:ILE:HD13	1.91	0.51
5:A:734:GLY:O	5:A:736:THR:N	2.43	0.51
20:A:803:CLA:CGA	20:A:838:CLA:H2	2.40	0.51
6:B:55:ALA:HB1	6:B:150:LEU:HD12	1.91	0.51
6:B:290:MET:HG3	20:B:819:CLA:HMC3	1.92	0.51
6:B:525:LEU:HD22	6:B:529:THR:OG1	2.10	0.51
6:B:530:THR:HG22	20:B:823:CLA:CMC	2.39	0.51
6:B:556:SER:O	25:B:848:LMG:HC2	2.10	0.51
8:D:75:LEU:HD21	16:L:19:PHE:CE2	2.45	0.51
21:D:201:LMU:O2'	21:D:201:LMU:C1	2.58	0.51
11:G:47:GLY:N	11:G:48:ASP:HB3	2.08	0.51
16:L:102:TYR:C	16:L:104:ILE:H	2.13	0.51
17:N:63:ASP:OD1	17:N:66:ASP:OD2	2.28	0.51
18:R:35:UNK:O	18:R:42:UNK:O	2.29	0.51
19:Q:1:GLC:O6	19:Q:2:FRU:C5	2.59	0.51
4:4:34:PRO:CB	4:4:35:GLU:CB	2.61	0.51
4:4:103:ILE:HG13	20:4:303:CLA:CMD	2.39	0.51
5:A:211:LEU:HB3	5:A:310:PHE:CE2	2.44	0.51
5:A:218:TRP:N	20:A:814:CLA:HBB2	2.25	0.51
5:A:366:GLY:O	5:A:403:GLY:HA2	2.10	0.51
5:A:393:LEU:HD13	5:A:750:PHE:CE1	2.43	0.51
5:A:435:VAL:O	5:A:438:HIS:ND1	2.40	0.51
5:A:635:THR:O	5:A:635:THR:HG22	2.10	0.51
20:A:807:CLA:HMB3	20:A:808:CLA:HNB	1.92	0.51
20:A:824:CLA:H162	20:A:824:CLA:H111	1.92	0.51
20:A:826:CLA:H92	22:A:847:BCR:H373	1.91	0.51
6:B:130:ARG:CG	6:B:130:ARG:NH1	2.72	0.51
6:B:292:ARG:NE	6:B:297:ILE:O	2.43	0.51
6:B:440:ASN:ND2	6:B:453:ILE:O	2.43	0.51
6:B:560:ASP:OD1	7:C:66:ARG:HB3	2.09	0.51
6:B:697:PRO:HB3	20:B:838:CLA:CBC	2.41	0.51
20:B:809:CLA:HAA2	20:B:809:CLA:H12	1.92	0.51
21:B:847:LMU:C5B	21:B:847:LMU:O3'	2.47	0.51
9:E:40:ARG:N	9:E:46:PHE:HE1	2.08	0.51
9:E:88:GLU:O	9:E:90:VAL:CG2	2.57	0.51
10:F:93:ILE:HG22	22:F:202:BCR:C37	2.39	0.51

Continued on next page...

Continued from previous page...

Atom-1	Atom-2	Interatomic distance (Å)	Clash overlap (Å)
11:G:58:LEU:O	11:G:60:SER:N	2.43	0.51
20:H:109:CLA:HMA2	20:H:109:CLA:C1	2.40	0.51
15:K:17:LEU:CD2	15:K:21:ALA:HB2	2.40	0.51
16:L:33:ILE:O	16:L:36:TYR:N	2.44	0.51
16:L:160:VAL:O	16:L:161:LEU:O	2.29	0.51
20:L:201:CLA:HED1	20:L:201:CLA:O1A	2.01	0.51
17:N:4:GLU:C	17:N:4:GLU:CD	2.69	0.51
17:N:62:SER:O	17:N:66:ASP:OD1	2.28	0.51
17:N:70:GLU:O	17:N:72:LYS:N	2.40	0.51
17:N:75:TYR:HH	21:N:101:LMU:H4O1	1.58	0.51
18:R:37:UNK:O	18:R:42:UNK:O	2.28	0.51
2:2:68:LEU:O	2:2:69:THR:C	2.48	0.51
3:3:157:ALA:O	3:3:158:TYR:CD2	2.63	0.51
4:4:127:PRO:HB2	4:4:143:PHE:CE1	2.46	0.51
4:4:149:ALA:CB	4:4:151:GLU:CD	2.48	0.51
20:4:310:CLA:C4B	20:F:206:CLA:H43	2.39	0.51
5:A:227:LEU:HD23	5:A:231:GLN:NE2	2.24	0.51
5:A:361:ASN:ND2	20:A:805:CLA:HED1	2.23	0.51
5:A:450:CYS:O	5:A:453:LEU:O	2.27	0.51
5:A:519:ASP:C	5:A:520:LEU:HG	2.30	0.51
5:A:685:VAL:O	5:A:688:PHE:HB3	2.10	0.51
20:A:814:CLA:CAB	22:A:843:BCR:H19C	2.33	0.51
6:B:16:PRO:HG3	7:C:74:THR:CG2	2.39	0.51
6:B:289:LEU:HA	20:B:818:CLA:O1D	2.10	0.51
6:B:563:GLY:C	6:B:564:ARG:O	2.46	0.51
6:B:599:ILE:O	6:B:734:GLY:C	2.48	0.51
7:C:7:ILE:CG2	7:C:65:VAL:HG21	2.41	0.51
7:C:12:ILE:HG21	7:C:39:ILE:C	2.31	0.51
9:E:69:PHE:HD2	9:E:71:LYS:HG2	1.76	0.51
11:G:16:LEU:CD2	11:G:68:ILE:HG21	2.40	0.51
12:H:50:ARG:NH1	12:H:53:LEU:C	2.61	0.51
16:L:5:LYS:N	16:L:6:PRO:CD	2.73	0.51
17:N:49:CYS:O	17:N:51:ASP:O	2.29	0.51
18:R:39:UNK:CA	18:R:42:UNK:CB	2.85	0.51
20:R:107:CLA:CED	20:R:107:CLA:C4D	2.89	0.51
20:1:215:CLA:O1D	20:1:215:CLA:O1A	2.28	0.51
3:3:63:ARG:NH2	3:3:189:LEU:HD23	2.19	0.51
4:4:191:ASN:O	4:4:192:THR:O	2.29	0.51
5:A:25:ASP:N	5:A:26:PRO:HD2	2.22	0.51
5:A:73:GLU:HA	5:A:76:ARG:HD2	1.91	0.51
5:A:207:LEU:HB3	20:A:819:CLA:CBB	2.40	0.51

Continued on next page...

Continued from previous page...

Atom-1	Atom-2	Interatomic distance (Å)	Clash overlap (Å)
5:A:281:LEU:HD22	20:A:816:CLA:CMA	2.40	0.51
5:A:571:ASP:OD2	8:D:88:THR:HG21	2.10	0.51
20:A:819:CLA:HMC1	20:A:819:CLA:HBC2	1.92	0.51
20:A:826:CLA:H2A	20:A:826:CLA:O1D	2.10	0.51
6:B:299:HIS:NE2	6:B:304:ILE:HG21	2.25	0.51
6:B:317:ARG:NH2	6:B:410:ARG:HG2	2.25	0.51
6:B:536:LYS:O	6:B:537:GLY:C	2.48	0.51
6:B:570:ILE:O	6:B:570:ILE:HG13	2.10	0.51
11:G:21:PHE:O	11:G:23:PHE:N	2.43	0.51
11:G:38:GLN:O	11:G:40:GLY:O	2.28	0.51
11:G:43:HIS:O	11:G:45:GLU:N	2.44	0.51
21:G:101:LMU:O2'	21:G:101:LMU:C5'	2.43	0.51
12:H:20:GLN:C	12:H:22:ASP:HB3	2.31	0.51
21:K:109:LMU:O6B	21:K:109:LMU:O4'	2.28	0.51
16:L:161:LEU:HD11	16:L:163:LEU:N	2.26	0.51
17:N:42:PHE:HD1	17:N:43:PRO:CA	2.23	0.51
3:3:153:SER:OG	3:3:154:GLY:N	2.43	0.51
4:4:169:GLN:NE2	20:4:305:CLA:CHD	2.69	0.51
5:A:183:TRP:O	5:A:185:HIS:N	2.44	0.51
5:A:209:GLY:C	5:A:213:LEU:HB2	2.31	0.51
5:A:334:HIS:CB	20:A:820:CLA:HMA3	2.40	0.51
5:A:401:TRP:CZ3	5:A:609:ILE:HB	2.44	0.51
5:A:661:ALA:O	5:A:665:ILE:HG13	2.10	0.51
5:A:741:GLY:O	5:A:743:ILE:N	2.44	0.51
5:A:744:ALA:HB2	22:A:847:BCR:H391	0.59	0.51
6:B:70:TRP:HB3	6:B:136:TYR:OH	2.09	0.51
6:B:353:TYR:HB2	6:B:594:TRP:HH2	1.76	0.51
6:B:362:ALA:C	6:B:364:ASP:H	2.14	0.51
6:B:606:VAL:C	6:B:608:GLN:N	2.62	0.51
20:B:836:CLA:C6	22:F:203:BCR:C32	2.87	0.51
20:B:851:CLA:HMC1	20:B:851:CLA:HBC2	1.92	0.51
7:C:5:VAL:HB	7:C:65:VAL:HG22	1.91	0.51
8:D:58:PHE:CD2	8:D:59:GLU:N	2.78	0.51
10:F:100:VAL:C	10:F:103:SER:HG	2.12	0.51
10:F:104:TYR:CD2	10:F:104:TYR:C	2.84	0.51
16:L:123:ARG:C	16:L:124:LYS:HE3	2.31	0.51
17:N:27:ALA:O	17:N:28:ASN:O	2.29	0.51
18:R:30:UNK:O	18:R:32:UNK:N	2.43	0.51
18:R:38:UNK:O	18:R:42:UNK:C	2.59	0.51
19:Y:1:GLC:O6	19:Y:2:FRU:O5	2.29	0.51
4:4:37:LEU:O	4:4:38:ARG:O	2.27	0.51

Continued on next page...

Continued from previous page...

Atom-1	Atom-2	Interatomic distance (Å)	Clash overlap (Å)
4:4:174:GLY:O	4:4:175:LYS:CG	2.40	0.51
5:A:335:LYS:CG	5:A:336:GLY:N	2.60	0.51
5:A:361:ASN:OD1	20:A:805:CLA:OBD	2.29	0.51
5:A:619:LYS:O	5:A:621:GLN:N	2.43	0.51
20:A:817:CLA:H51	20:A:825:CLA:HMB1	1.93	0.51
20:A:839:CLA:H91	15:K:61:LEU:CD1	2.36	0.51
6:B:247:THR:O	6:B:248:GLN:O	2.27	0.51
6:B:337:ALA:O	6:B:339:ALA:O	2.29	0.51
6:B:729:THR:O	6:B:729:THR:CG2	2.30	0.51
20:B:823:CLA:HBD	20:B:835:CLA:HMB3	1.92	0.51
9:E:63:TYR:HA	9:E:83:ALA:HB2	1.92	0.51
10:F:104:TYR:HD2	10:F:104:TYR:C	2.13	0.51
11:G:43:HIS:O	11:G:45:GLU:OE1	2.28	0.51
21:H:104:LMU:O3'	21:H:104:LMU:C2B	2.57	0.51
22:J:102:BCR:C39	22:J:102:BCR:C23	2.65	0.51
20:J:103:CLA:HED3	20:J:103:CLA:NA	2.12	0.51
2:2:98:GLU:HG2	2:2:99:LEU:HD12	1.91	0.51
2:2:183:TYR:O	2:2:184:THR:C	2.49	0.51
3:3:116:PHE:O	3:3:120:LEU:HB2	2.10	0.51
4:4:72:VAL:O	4:4:73:PRO:O	2.28	0.51
4:4:128:ALA:CA	4:4:143:PHE:HZ	2.23	0.51
5:A:40:PHE:HZ	5:A:56:ASN:HB3	1.72	0.51
5:A:212:GLY:C	5:A:214:GLY:H	2.13	0.51
5:A:298:ASP:O	5:A:301:HIS:N	2.44	0.51
5:A:356:ALA:O	5:A:360:ILE:HG22	2.10	0.51
5:A:369:THR:HG21	5:A:402:ILE:HG22	1.90	0.51
5:A:527:VAL:HG12	5:A:528:ALA:N	2.26	0.51
5:A:654:ARG:HH21	6:B:637:PRO:HD2	1.75	0.51
5:A:701:GLN:OE1	9:E:74:TYR:CE1	2.64	0.51
5:A:746:THR:O	5:A:750:PHE:N	2.37	0.51
6:B:124:TRP:CE2	6:B:129:LEU:HD22	2.45	0.51
6:B:197:VAL:O	6:B:198:ALA:CB	2.59	0.51
6:B:440:ASN:CG	6:B:614:THR:O	2.49	0.51
6:B:662:MET:O	6:B:663:PHE:C	2.48	0.51
6:B:681:ALA:O	6:B:683:GLU:N	2.44	0.51
6:B:730:SER:O	6:B:731:GLY:O	2.29	0.51
20:B:825:CLA:CGA	20:B:825:CLA:H3A	2.35	0.51
8:D:72:PRO:HB2	8:D:74:LEU:HB2	1.93	0.51
10:F:104:TYR:OH	10:F:122:ASP:N	2.33	0.51
11:G:33:LYS:O	11:G:34:GLN:O	2.28	0.51
11:G:58:LEU:HD12	11:G:59:LYS:HE3	1.92	0.51

Continued on next page...

Continued from previous page...

Atom-1	Atom-2	Interatomic distance (Å)	Clash overlap (Å)
12:H:26:SER:O	12:H:27:ASP:O	2.29	0.51
12:H:40:PHE:O	12:H:43:PHE:N	2.44	0.51
12:H:77:LEU:HB3	12:H:78:PRO:HD2	1.93	0.51
16:L:128:ASP:CG	16:L:129:GLN:N	2.63	0.51
21:L:204:LMU:O3'	21:L:204:LMU:C1B	2.56	0.51
17:N:47:THR:O	17:N:48:GLY:O	2.29	0.51
1:1:183:ASP:CB	1:1:184:PRO:CD	2.87	0.51
20:3:311:CLA:O1D	20:3:311:CLA:CAA	2.58	0.51
5:A:575:LEU:CD1	5:A:576:GLY:H	2.24	0.51
5:A:725:LEU:N	5:A:725:LEU:HD12	2.26	0.51
20:A:816:CLA:CBA	20:A:816:CLA:C2	2.77	0.51
20:A:817:CLA:C4A	20:A:817:CLA:H12	2.41	0.51
6:B:86:PRO:C	6:B:115:ASN:HB3	2.31	0.51
6:B:202:SER:CB	6:B:270:LEU:HD21	2.41	0.51
6:B:510:LEU:H	6:B:510:LEU:CD2	2.23	0.51
6:B:710:LEU:C	6:B:712:HIS:H	2.12	0.51
7:C:9:ASP:CB	24:C:103:SF4:S3	2.99	0.51
8:D:113:HIS:N	8:D:114:PRO:CD	2.74	0.51
8:D:132:LEU:HD23	8:D:133:ASN:O	2.10	0.51
10:F:26:GLN:O	10:F:28:SER:OG	2.28	0.51
10:F:80:TRP:CH2	20:F:205:CLA:HAC2	2.46	0.51
15:K:10:ILE:O	15:K:13:THR:CG2	2.41	0.51
15:K:62:ALA:O	15:K:65:ALA:HB2	2.11	0.51
16:L:96:SER:OG	16:L:143:PHE:CD2	2.57	0.51
17:N:38:GLY:HA3	17:N:46:PHE:CD1	2.46	0.51
17:N:72:LYS:HZ3	17:N:74:LYS:HA	1.76	0.51
2:2:101:PHE:O	2:2:102:ILE:C	2.49	0.51
2:2:204:ILE:O	2:2:205:PHE:CB	2.59	0.51
4:4:31:ALA:O	4:4:32:GLU:O	2.29	0.51
4:4:98:SER:O	4:4:102:GLU:CD	2.49	0.51
4:4:191:ASN:OD1	4:4:191:ASN:O	2.29	0.51
5:A:574:ASN:OD1	5:A:574:ASN:N	2.43	0.51
20:A:825:CLA:HBD	20:A:825:CLA:CBA	2.41	0.51
21:A:855:LMU:H92	21:A:855:LMU:C4	2.03	0.51
6:B:74:PHE:C	6:B:76:ALA:H	2.14	0.51
6:B:467:HIS:NE2	20:B:832:CLA:CHA	2.74	0.51
6:B:665:ILE:HD12	20:B:851:CLA:HBC1	1.93	0.51
20:B:824:CLA:H101	22:B:845:BCR:H14C	1.92	0.51
7:C:73:THR:OG1	7:C:76:SER:OG	2.29	0.51
20:F:205:CLA:H2A	20:F:205:CLA:O1D	2.11	0.51
16:L:36:TYR:HE1	20:L:202:CLA:H93	1.76	0.51

Continued on next page...

Continued from previous page...

Atom-1	Atom-2	Interatomic distance (Å)	Clash overlap (Å)
16:L:164:PRO:HD3	16:L:165:TYR:CZ	2.37	0.51
17:N:35:VAL:HG12	17:N:37:PHE:CE1	2.45	0.51
2:2:121:THR:O	2:2:121:THR:OG1	2.28	0.51
20:2:322:CLA:OBD	20:2:322:CLA:O2D	2.28	0.51
4:4:46:VAL:HG21	4:4:105:ARG:NH1	2.26	0.51
4:4:88:SER:C	4:4:89:THR:CG2	2.79	0.51
4:4:90:LEU:H	4:4:90:LEU:HD23	1.75	0.51
4:4:98:SER:O	4:4:102:GLU:OE1	2.29	0.51
4:4:98:SER:OG	4:4:102:GLU:OE1	2.29	0.51
4:4:177:PRO:HB2	4:4:178:PHE:CD1	2.46	0.51
5:A:224:HIS:HE1	20:A:815:CLA:C4C	2.24	0.51
5:A:254:LEU:C	5:A:256:ALA:N	2.64	0.51
5:A:464:ASN:O	5:A:468:SER:N	2.39	0.51
5:A:509:ALA:O	5:A:510:SER:OG	2.17	0.51
5:A:592:VAL:O	5:A:597:HIS:CD2	2.64	0.51
5:A:655:ASP:O	5:A:660:GLN:NE2	2.44	0.51
5:A:747:TRP:CD2	22:A:847:BCR:H403	2.46	0.51
20:A:814:CLA:C4B	22:A:843:BCR:C20	2.87	0.51
20:A:830:CLA:H152	22:L:210:BCR:H361	1.93	0.51
21:A:854:LMU:H71	21:A:854:LMU:H111	1.92	0.51
6:B:77:TRP:CE2	6:B:81:PRO:HB3	2.45	0.51
6:B:228:GLY:HA3	11:G:8:ILE:HD13	1.92	0.51
6:B:309:ILE:HD12	6:B:312:GLY:HA3	1.93	0.51
6:B:414:HIS:NE2	20:B:828:CLA:NA	2.59	0.51
6:B:436:LEU:O	6:B:437:TYR:CB	2.59	0.51
6:B:535:VAL:HG13	6:B:536:LYS:H	1.76	0.51
20:B:836:CLA:C16	22:F:203:BCR:H311	2.37	0.51
23:B:841:PQN:C29	25:B:848:LMG:H201	2.40	0.51
8:D:48:ILE:HG12	8:D:49:THR:N	2.23	0.51
8:D:50:TRP:N	8:D:50:TRP:CD1	2.79	0.51
10:F:50:LYS:C	10:F:52:ARG:N	2.64	0.51
10:F:83:PHE:C	10:F:86:PRO:HD2	2.32	0.51
21:G:101:LMU:O6B	21:G:101:LMU:O3'	2.29	0.51
22:I:103:BCR:H403	22:I:103:BCR:H271	1.92	0.51
16:L:9:GLN:HG3	16:L:10:VAL:H	1.76	0.51
17:N:38:GLY:C	17:N:39:SER:O	2.47	0.51
17:N:49:CYS:O	17:N:50:GLN:O	2.29	0.51
17:N:59:PRO:O	17:N:61:LEU:O	2.28	0.51
18:R:35:UNK:O	18:R:36:UNK:O	2.29	0.51
1:1:29:LEU:O	1:1:33:PRO:HD3	2.11	0.50
3:3:74:ALA:CB	3:3:75:PRO:HD3	2.26	0.50

Continued on next page...

Continued from previous page...

Atom-1	Atom-2	Interatomic distance (Å)	Clash overlap (Å)
4:4:68:GLY:O	4:4:69:ILE:O	2.29	0.50
4:4:83:TYR:O	4:4:87:SER:OG	2.30	0.50
4:4:95:PHE:O	4:4:98:SER:OG	2.29	0.50
4:4:104:ARG:HD2	20:4:313:CLA:C3C	2.35	0.50
20:4:302:CLA:HBD	20:4:302:CLA:HAA1	1.92	0.50
5:A:25:ASP:O	5:A:26:PRO:O	2.29	0.50
5:A:88:ILE:C	5:A:90:PHE:N	2.62	0.50
5:A:185:HIS:O	5:A:188:LYS:HG3	2.11	0.50
5:A:379:MET:SD	5:A:511:THR:O	2.69	0.50
5:A:580:PRO:HB3	5:A:727:ILE:HG21	1.92	0.50
5:A:747:TRP:HB2	20:A:826:CLA:HBB1	1.92	0.50
20:A:827:CLA:H52	20:A:827:CLA:CMD	2.41	0.50
20:A:830:CLA:H11	20:A:841:CLA:H43	1.93	0.50
6:B:17:THR:HA	6:B:696:LYS:N	2.26	0.50
6:B:58:PHE:CE2	6:B:145:LEU:HD12	2.45	0.50
6:B:231:ASN:O	6:B:233:TYR:N	2.44	0.50
6:B:290:MET:O	6:B:290:MET:HG2	2.10	0.50
6:B:382:ILE:O	6:B:385:GLY:N	2.41	0.50
20:B:808:CLA:C9	22:I:101:BCR:H361	2.39	0.50
20:B:850:CLA:C14	20:H:109:CLA:HBC3	2.41	0.50
7:C:72:GLU:C	7:C:73:THR:O	2.45	0.50
8:D:46:TYR:HD1	8:D:80:LYS:HB3	1.75	0.50
10:F:28:SER:O	10:F:30:LYS:O	2.27	0.50
10:F:53:PHE:C	10:F:55:ASN:N	2.63	0.50
11:G:32:ALA:C	11:G:34:GLN:N	2.64	0.50
20:G:102:CLA:O2A	20:G:102:CLA:CMA	2.59	0.50
20:H:101:CLA:O1A	20:H:101:CLA:H2A	2.08	0.50
15:K:24:PHE:CG	15:K:52:PRO:HG2	2.43	0.50
20:L:201:CLA:H2	20:L:201:CLA:C7	2.41	0.50
17:N:47:THR:OG1	17:N:52:LEU:O	2.28	0.50
17:N:51:ASP:OD2	17:N:51:ASP:N	2.30	0.50
18:R:38:UNK:O	18:R:42:UNK:O	2.29	0.50
1:1:42:SER:HA	1:1:45:ILE:HG12	1.92	0.50
2:2:37:ASP:OD2	3:3:41:ASP:OD1	2.29	0.50
5:A:68:THR:O	5:A:70:ASP:N	2.42	0.50
5:A:90:PHE:HE2	5:A:178:MET:SD	2.33	0.50
5:A:274:TRP:NE1	5:A:277:TYR:CE2	2.79	0.50
5:A:375:HIS:HE1	20:A:825:CLA:NC	2.07	0.50
5:A:529:LEU:H	5:A:529:LEU:HD12	1.76	0.50
20:A:801:CLA:HAA1	20:A:801:CLA:CGD	2.42	0.50
20:A:812:CLA:C4D	20:A:813:CLA:HMC3	2.41	0.50

Continued on next page...

Continued from previous page...

Atom-1	Atom-2	Interatomic distance (Å)	Clash overlap (Å)
20:A:840:CLA:CED	20:A:840:CLA:HBA1	2.41	0.50
6:B:305:LEU:O	6:B:308:HIS:N	2.25	0.50
6:B:311:PRO:HD3	20:B:840:CLA:C3C	2.41	0.50
6:B:420:SER:O	6:B:424:TRP:N	2.35	0.50
6:B:458:ILE:HD11	20:F:205:CLA:HED1	1.92	0.50
20:B:811:CLA:H11	22:B:843:BCR:C10	2.41	0.50
10:F:28:SER:O	10:F:29:LEU:O	2.29	0.50
10:F:116:GLN:O	10:F:118:GLU:N	2.44	0.50
15:K:44:GLU:O	15:K:45:SER:CB	2.59	0.50
21:K:105:LMU:H5'	21:K:105:LMU:C2B	2.40	0.50
17:N:62:SER:O	17:N:63:ASP:OD1	2.29	0.50
21:R:103:LMU:C6	21:R:103:LMU:C2	2.71	0.50
2:2:106:GLU:O	20:2:311:CLA:CMA	2.60	0.50
3:3:92:TRP:O	3:3:95:THR:HG23	2.11	0.50
3:3:109:ASP:O	3:3:110:SER:O	2.28	0.50
3:3:157:ALA:O	3:3:158:TYR:CB	2.59	0.50
4:4:75:TRP:CH2	4:4:76:TYR:HB3	2.46	0.50
5:A:72:GLU:HB3	5:A:76:ARG:NH2	2.26	0.50
5:A:141:ARG:HG3	5:A:141:ARG:NH2	2.15	0.50
5:A:329:ASP:O	5:A:332:GLU:O	2.29	0.50
5:A:750:PHE:O	5:A:752:ALA:N	2.45	0.50
20:A:803:CLA:H42	20:A:838:CLA:H8	1.91	0.50
20:A:809:CLA:CHA	20:A:809:CLA:CBA	2.88	0.50
20:A:824:CLA:HBD	20:A:824:CLA:HAA1	1.93	0.50
20:A:825:CLA:H143	20:A:825:CLA:C10	2.40	0.50
20:A:841:CLA:HMB2	20:L:208:CLA:CBC	2.38	0.50
6:B:136:TYR:O	6:B:140:ILE:HD11	2.12	0.50
6:B:310:PRO:O	20:B:840:CLA:CHD	2.60	0.50
6:B:626:LEU:HD12	6:B:627:ASN:N	2.26	0.50
6:B:726:ILE:C	6:B:728:SER:H	2.13	0.50
20:B:819:CLA:HMA3	20:B:820:CLA:C3D	2.41	0.50
20:B:821:CLA:H43	20:B:821:CLA:C2A	2.39	0.50
7:C:15:THR:N	7:C:17:CYS:SG	2.84	0.50
21:H:104:LMU:O3B	19:Y:2:FRU:C6	2.56	0.50
21:H:108:LMU:O3'	21:H:108:LMU:O5B	2.29	0.50
17:N:45:ASN:ND2	17:N:45:ASN:O	2.45	0.50
17:N:45:ASN:CA	17:N:57:LYS:HZ2	2.24	0.50
17:N:82:PHE:N	17:N:82:PHE:HD2	2.08	0.50
19:Y:1:GLC:O6	19:Y:2:FRU:O2	2.30	0.50
3:3:205:GLY:CA	5:A:252:ARG:HH12	2.24	0.50
4:4:40:PHE:C	4:4:43:ALA:CB	2.79	0.50

Continued on next page...

Continued from previous page...

Atom-1	Atom-2	Interatomic distance (Å)	Clash overlap (Å)
4:4:118:ASP:C	4:4:122:LYS:HA	2.32	0.50
5:A:27:ILE:C	5:A:28:LYS:HG3	2.25	0.50
5:A:126:ILE:CG1	20:A:809:CLA:HMA3	2.40	0.50
5:A:176:GLY:O	5:A:180:PHE:HB2	2.12	0.50
5:A:242:ILE:HD13	5:A:242:ILE:N	2.27	0.50
5:A:283:PHE:O	5:A:284:ARG:NH1	2.44	0.50
5:A:327:ILE:HG13	5:A:328:LYS:H	1.76	0.50
5:A:365:LEU:CD2	20:A:805:CLA:CED	2.67	0.50
5:A:430:ASP:O	5:A:434:ARG:HB2	2.12	0.50
5:A:547:PHE:CE2	20:B:851:CLA:O1A	2.63	0.50
5:A:685:VAL:HG12	5:A:741:GLY:CA	2.40	0.50
20:A:808:CLA:HBC3	20:A:808:CLA:HHD	1.93	0.50
20:A:819:CLA:H18	22:A:845:BCR:H383	1.94	0.50
21:A:854:LMU:H112	21:A:854:LMU:H72	1.90	0.50
6:B:29:HIS:CE1	20:B:827:CLA:H43	2.46	0.50
6:B:631:LEU:HG	6:B:632:ILE:HG23	1.94	0.50
21:B:847:LMU:O3'	21:B:847:LMU:O6B	2.30	0.50
7:C:73:THR:O	7:C:76:SER:OG	2.29	0.50
11:G:8:ILE:O	11:G:8:ILE:CG1	2.56	0.50
16:L:163:LEU:HD13	16:L:164:PRO:CG	2.41	0.50
18:R:44:UNK:O	18:R:45:UNK:O	2.30	0.50
19:U:2:FRU:O6	19:U:2:FRU:O1	2.30	0.50
20:1:210:CLA:OBD	20:1:210:CLA:CMD	2.53	0.50
2:2:54:TRP:HZ2	2:2:109:ARG:CB	2.24	0.50
3:3:86:GLN:HB2	3:3:88:THR:N	2.26	0.50
3:3:106:TYR:CD2	3:3:107:TRP:CG	2.99	0.50
20:4:319:CLA:HAA2	20:4:319:CLA:HBD	1.94	0.50
5:A:24:ARG:O	5:A:25:ASP:O	2.30	0.50
5:A:93:LEU:O	5:A:97:TYR:HD2	1.94	0.50
5:A:169:ILE:O	5:A:173:VAL:HG13	2.11	0.50
5:A:394:SER:OG	5:A:395:LEU:N	2.44	0.50
5:A:620:MET:SD	5:A:624:VAL:HG21	2.52	0.50
5:A:672:LEU:C	5:A:674:ALA:H	2.08	0.50
20:A:815:CLA:O1D	20:A:815:CLA:OBD	2.30	0.50
20:A:850:CLA:HBB2	20:A:851:CLA:HED1	1.94	0.50
6:B:124:TRP:HZ2	6:B:135:LEU:HB2	1.76	0.50
6:B:331:HIS:CE1	6:B:392:ILE:CG2	2.91	0.50
6:B:406:ASN:C	6:B:406:ASN:ND2	2.65	0.50
6:B:551:LYS:HE2	8:D:143:PRO:CA	2.42	0.50
20:B:823:CLA:OBD	20:B:835:CLA:HBB1	2.12	0.50
20:B:827:CLA:C9	25:B:848:LMG:H311	2.42	0.50

Continued on next page...

Continued from previous page...

Atom-1	Atom-2	Interatomic distance (Å)	Clash overlap (Å)
22:B:843:BCR:C8	22:B:843:BCR:H331	2.41	0.50
20:B:850:CLA:H71	20:B:850:CLA:H122	1.94	0.50
17:N:58:VAL:HG12	17:N:59:PRO:HD3	1.94	0.50
17:N:82:PHE:N	17:N:82:PHE:CD2	2.78	0.50
18:R:38:UNK:O	18:R:39:UNK:O	2.30	0.50
1:1:185:TRP:O	1:1:186:HIS:O	2.30	0.50
4:4:115:VAL:C	4:4:117:GLN:HG3	2.32	0.50
5:A:188:LYS:O	5:A:190:ALA:N	2.45	0.50
5:A:354:TRP:O	5:A:358:LEU:N	2.44	0.50
5:A:409:GLY:C	5:A:411:ALA:N	2.65	0.50
5:A:538:ASP:O	5:A:542:HIS:HB2	2.10	0.50
5:A:558:LYS:HZ1	6:B:674:LEU:HD23	1.77	0.50
5:A:618:TRP:CZ2	5:A:655:ASP:HB3	2.46	0.50
5:A:685:VAL:CG1	5:A:741:GLY:HA2	2.42	0.50
20:A:839:CLA:C9	15:K:61:LEU:HD13	2.35	0.50
6:B:31:PHE:O	6:B:32:GLU:C	2.49	0.50
6:B:420:SER:H	6:B:422:LEU:H	1.60	0.50
6:B:521:HIS:CE1	20:B:836:CLA:C4A	2.91	0.50
20:B:809:CLA:HBD	20:B:809:CLA:C1	2.41	0.50
20:B:823:CLA:HED1	20:B:824:CLA:HMD2	1.87	0.50
9:E:85:ASP:O	9:E:85:ASP:OD1	2.30	0.50
11:G:16:LEU:CD1	11:G:17:PHE:CE2	2.91	0.50
11:G:92:GLY:O	11:G:93:TYR:O	2.30	0.50
20:H:101:CLA:C6	20:H:101:CLA:HMA1	2.42	0.50
20:K:102:CLA:HBC2	20:K:102:CLA:CMC	2.20	0.50
16:L:56:VAL:HG22	20:L:208:CLA:HED2	1.94	0.50
16:L:101:MET:SD	16:L:104:ILE:HG12	2.52	0.50
17:N:5:GLU:OE2	17:N:6:TYR:N	2.45	0.50
17:N:52:LEU:CB	17:N:53:ALA:CA	2.90	0.50
18:R:34:UNK:O	18:R:36:UNK:O	2.30	0.50
18:R:38:UNK:C	18:R:42:UNK:C	2.89	0.50
20:2:322:CLA:CED	20:J:101:CLA:H2	2.42	0.50
4:4:33:ASP:O	4:4:34:PRO:O	2.29	0.50
6:B:50:HIS:CA	6:B:53:GLN:HB2	2.41	0.50
6:B:429:LEU:HD11	20:B:836:CLA:CMB	2.42	0.50
6:B:447:GLY:O	6:B:449:PRO:CD	2.60	0.50
7:C:31:TRP:CD1	7:C:31:TRP:C	2.85	0.50
8:D:120:PRO:O	8:D:121:GLU:HB3	2.11	0.50
9:E:69:PHE:CG	9:E:70:ALA:N	2.79	0.50
9:E:88:GLU:O	9:E:90:VAL:N	2.44	0.50
15:K:17:LEU:HD22	15:K:18:MET:N	2.26	0.50

Continued on next page...

Continued from previous page...

Atom-1	Atom-2	Interatomic distance (Å)	Clash overlap (Å)
15:K:55:PHE:CD1	15:K:55:PHE:N	2.77	0.50
17:N:38:GLY:O	17:N:39:SER:O	2.29	0.50
2:2:128:ASN:ND2	14:J:3:ASP:HB3	2.27	0.50
20:2:302:CLA:CGA	20:2:302:CLA:H43	2.34	0.50
3:3:80:LYS:HD3	3:3:105:ASN:HB3	1.91	0.50
3:3:84:ILE:O	3:3:84:ILE:HD13	2.12	0.50
4:4:34:PRO:CA	4:4:35:GLU:CD	2.78	0.50
4:4:38:ARG:O	4:4:39:TRP:O	2.30	0.50
4:4:144:ALA:O	4:4:147:LEU:O	2.29	0.50
5:A:208:ALA:HA	5:A:310:PHE:C	2.28	0.50
5:A:249:ILE:HD13	5:A:250:LEU:HB2	1.93	0.50
5:A:249:ILE:N	5:A:251:ASN:OD1	2.45	0.50
5:A:364:MET:O	5:A:368:LEU:HB2	2.11	0.50
5:A:382:TYR:HE2	20:A:827:CLA:HED3	1.74	0.50
20:A:824:CLA:HED2	20:A:824:CLA:HAA1	1.92	0.50
6:B:22:TRP:HA	6:B:25:ILE:HD11	1.92	0.50
6:B:67:HIS:O	6:B:88:ALA:O	2.30	0.50
6:B:141:PHE:O	6:B:144:PHE:N	2.45	0.50
6:B:290:MET:HB2	20:B:819:CLA:HMC3	1.94	0.50
6:B:320:LYS:O	6:B:322:LEU:N	2.44	0.50
6:B:346:SER:O	6:B:350:GLN:N	2.43	0.50
6:B:509:PHE:CD2	6:B:509:PHE:N	2.80	0.50
6:B:718:ILE:HD11	20:B:825:CLA:HHC	1.94	0.50
20:B:826:CLA:H171	22:B:843:BCR:H363	1.92	0.50
25:B:848:LMG:HC91	25:B:848:LMG:C11	2.40	0.50
7:C:34:CYS:SG	7:C:39:ILE:HD12	2.52	0.50
9:E:41:ARG:NE	9:E:46:PHE:CZ	2.80	0.50
12:H:47:PHE:CD2	16:L:141:GLY:HA2	2.46	0.50
21:K:106:LMU:O6B	21:K:106:LMU:O4'	2.29	0.50
20:L:207:CLA:HHD	20:L:207:CLA:HBC2	1.94	0.50
17:N:47:THR:O	17:N:52:LEU:O	2.30	0.50
17:N:61:LEU:O	17:N:66:ASP:OD1	2.28	0.50
19:U:2:FRU:O6	19:U:2:FRU:O3	2.29	0.50
20:2:303:CLA:CHD	20:2:303:CLA:CBC	2.88	0.50
3:3:114:PHE:CE1	20:3:309:CLA:C3D	2.94	0.50
5:A:89:ILE:O	5:A:93:LEU:HG	2.12	0.50
5:A:546:ALA:HB1	20:A:835:CLA:HMB3	1.94	0.50
5:A:553:VAL:O	5:A:557:LEU:HB2	2.11	0.50
5:A:630:ASP:O	5:A:632:GLY:N	2.45	0.50
20:A:818:CLA:H8	20:A:818:CLA:CBB	2.42	0.50
6:B:11:GLY:CA	7:C:71:HIS:CD2	2.86	0.50

Continued on next page...

Continued from previous page...

Atom-1	Atom-2	Interatomic distance (Å)	Clash overlap (Å)
6:B:125:TYR:CE1	6:B:130:ARG:NH1	2.80	0.50
6:B:178:HIS:C	6:B:180:SER:N	2.64	0.50
6:B:441:ASP:OD1	6:B:617:MET:HB3	2.11	0.50
6:B:503:GLU:CB	6:B:507:SER:HB2	2.41	0.50
6:B:586:THR:O	6:B:589:TRP:N	2.44	0.50
6:B:707:LEU:HD12	6:B:711:VAL:CG2	2.42	0.50
20:B:823:CLA:O2D	20:B:824:CLA:OBD	2.29	0.50
20:B:826:CLA:H62	22:B:844:BCR:C32	2.42	0.50
20:B:827:CLA:HBC3	20:B:827:CLA:CMC	2.36	0.50
21:F:201:LMU:O5B	21:F:201:LMU:O6'	2.29	0.50
21:H:106:LMU:O5B	21:H:106:LMU:O1'	2.29	0.50
15:K:40:LEU:O	15:K:41:GLU:HG3	2.12	0.50
15:K:59:ASP:OD1	15:K:59:ASP:O	2.30	0.50
20:K:101:CLA:H2A	20:K:101:CLA:O1D	2.12	0.50
16:L:136:TRP:O	16:L:140:THR:HG23	2.12	0.50
1:1:64:GLY:O	1:1:66:GLY:O	2.30	0.49
2:2:137:TYR:HD1	2:2:138:PRO:CD	2.25	0.49
3:3:87:GLU:CB	22:3:314:BCR:C38	2.90	0.49
3:3:87:GLU:CA	22:3:314:BCR:C38	2.90	0.49
4:4:75:TRP:CE3	4:4:76:TYR:HB3	2.47	0.49
4:4:163:PHE:O	4:4:166:PHE:CB	2.56	0.49
5:A:131:ILE:HG23	5:A:132:LEU:N	2.27	0.49
5:A:218:TRP:CZ3	20:A:814:CLA:HMB3	2.47	0.49
5:A:301:HIS:NE2	20:A:816:CLA:C1A	2.75	0.49
5:A:332:GLU:HA	5:A:344:LYS:HG2	1.93	0.49
5:A:347:TYR:HE1	5:A:417:PHE:HZ	1.59	0.49
20:A:850:CLA:HMB3	20:A:851:CLA:HMD1	1.94	0.49
6:B:11:GLY:CA	7:C:71:HIS:HD2	2.07	0.49
6:B:141:PHE:CG	20:B:812:CLA:H12	2.47	0.49
6:B:160:LYS:O	6:B:162:LYS:N	2.44	0.49
6:B:492:ILE:O	6:B:493:TRP:HB2	2.12	0.49
6:B:595:HIS:CE1	6:B:599:ILE:HD11	2.46	0.49
6:B:667:TRP:O	6:B:669:GLY:N	2.45	0.49
6:B:681:ALA:O	6:B:682:HIS:C	2.50	0.49
20:B:805:CLA:HAC1	20:B:827:CLA:HMA1	1.92	0.49
10:F:19:LYS:O	10:F:23:LYS:HB2	2.11	0.49
11:G:37:GLU:O	11:G:38:GLN:O	2.29	0.49
11:G:44:PHE:C	11:G:46:ALA:HB2	2.32	0.49
12:H:45:ALA:C	12:H:48:THR:H	2.08	0.49
12:H:70:ALA:O	12:H:71:ASN:CB	2.59	0.49
15:K:23:ARG:HG2	15:K:23:ARG:O	2.12	0.49

Continued on next page...

Continued from previous page...

Atom-1	Atom-2	Interatomic distance (Å)	Clash overlap (Å)
16:L:123:ARG:HB3	16:L:126:GLN:CG	2.41	0.49
19:Y:1:GLC:C1	19:Y:2:FRU:O3	2.60	0.49
1:1:32:VAL:CG2	20:1:211:CLA:C1D	2.90	0.49
21:1:218:LMU:O5B	21:1:218:LMU:O3'	2.29	0.49
2:2:60:ALA:HA	2:2:63:PHE:CD2	2.48	0.49
2:2:120:ASN:CB	14:J:5:LYS:HD2	2.43	0.49
2:2:188:PRO:O	2:2:189:ILE:C	2.50	0.49
3:3:86:GLN:HB2	3:3:88:THR:H	1.76	0.49
5:A:29:THR:OG1	5:A:31:PHE:CB	2.57	0.49
5:A:44:ILE:O	5:A:46:LYS:CA	2.60	0.49
5:A:697:ARG:NH1	5:A:724:ALA:HB3	2.26	0.49
5:A:744:ALA:HA	5:A:747:TRP:HB3	1.93	0.49
6:B:183:PHE:CE1	20:B:811:CLA:H51	2.48	0.49
6:B:190:TRP:CD2	20:B:816:CLA:HMD3	2.47	0.49
6:B:232:LEU:HD21	6:B:235:GLN:OE1	2.12	0.49
7:C:9:ASP:HB3	24:C:103:SF4:S3	2.52	0.49
10:F:25:LEU:O	10:F:26:GLN:O	2.30	0.49
21:H:108:LMU:O3'	21:H:108:LMU:O6B	2.29	0.49
14:J:22:LEU:O	14:J:23:ALA:C	2.51	0.49
16:L:115:ALA:N	16:L:116:PRO:CD	2.70	0.49
21:1:218:LMU:H22	21:1:218:LMU:O5'	2.11	0.49
2:2:165:LYS:C	2:2:167:GLY:N	2.65	0.49
3:3:157:ALA:O	3:3:158:TYR:HD2	1.95	0.49
4:4:69:ILE:C	4:4:71:ASN:N	2.60	0.49
4:4:191:ASN:C	4:4:192:THR:O	2.50	0.49
5:A:197:GLN:NE2	5:A:351:THR:O	2.45	0.49
5:A:648:THR:O	5:A:649:ILE:HG22	2.11	0.49
20:A:819:CLA:H101	20:A:822:CLA:H93	1.94	0.49
20:A:835:CLA:H171	20:L:203:CLA:CBB	2.42	0.49
20:B:819:CLA:HMD2	22:B:842:BCR:C32	2.42	0.49
11:G:7:VAL:HG23	11:G:8:ILE:H	1.65	0.49
11:G:34:GLN:O	11:G:36:PRO:HD3	2.11	0.49
20:G:102:CLA:H3A	20:G:102:CLA:CGA	2.39	0.49
16:L:11:ILE:O	16:L:12:GLN:HG3	2.12	0.49
16:L:48:ASN:CB	16:L:49:PRO:HD2	2.35	0.49
16:L:95:LEU:O	16:L:99:LEU:HD13	2.11	0.49
16:L:112:PRO:O	16:L:113:SER:HB3	2.12	0.49
17:N:42:PHE:O	17:N:43:PRO:O	2.29	0.49
17:N:60:PHE:N	17:N:61:LEU:O	2.45	0.49
21:R:104:LMU:H5'	21:R:104:LMU:H2O2	1.76	0.49
19:O:1:GLC:O2	19:O:2:FRU:O4	2.30	0.49

Continued on next page...

Continued from previous page...

Atom-1	Atom-2	Interatomic distance (Å)	Clash overlap (Å)
20:1:202:CLA:CBB	20:1:206:CLA:CHC	2.90	0.49
2:2:96:ILE:O	2:2:100:VAL:CG1	2.60	0.49
2:2:179:PHE:O	2:2:183:TYR:CD2	2.66	0.49
4:4:191:ASN:OD1	4:4:192:THR:O	2.29	0.49
20:4:306:CLA:HED2	20:4:306:CLA:CAD	2.43	0.49
5:A:144:GLN:C	5:A:145:ILE:HG12	2.33	0.49
5:A:163:GLN:C	5:A:165:TYR:N	2.63	0.49
5:A:567:ARG:HH11	8:D:35:GLY:N	2.11	0.49
5:A:594:ALA:O	5:A:598:VAL:HG23	2.11	0.49
5:A:678:PHE:CZ	20:A:826:CLA:H142	2.46	0.49
5:A:733:VAL:CG1	20:A:838:CLA:C4D	2.90	0.49
6:B:339:ALA:O	6:B:340:SER:CB	2.60	0.49
6:B:377:TYR:O	6:B:378:ILE:HB	2.13	0.49
6:B:517:PHE:O	6:B:517:PHE:CG	2.61	0.49
6:B:577:TYR:CD1	6:B:706:ARG:HB3	2.47	0.49
6:B:580:VAL:HG11	6:B:710:LEU:HD21	1.94	0.49
21:B:801:LMU:C1B	21:B:801:LMU:C6'	2.90	0.49
20:B:823:CLA:C4A	20:B:837:CLA:HAA2	2.43	0.49
20:B:830:CLA:HMD2	20:B:830:CLA:H13	1.94	0.49
9:E:43:SER:CB	9:E:82:TYR:HE1	2.21	0.49
11:G:57:LEU:O	11:G:61:ASN:OD1	2.30	0.49
13:I:24:LEU:HD21	22:L:210:BCR:H271	1.95	0.49
17:N:59:PRO:O	17:N:66:ASP:OD1	2.30	0.49
1:1:18:ALA:N	1:1:19:PRO:HD2	2.26	0.49
4:4:104:ARG:HA	4:4:107:GLN:CB	2.41	0.49
4:4:147:LEU:O	4:4:148:GLU:O	2.29	0.49
5:A:23:ASP:CA	5:A:24:ARG:HD3	2.42	0.49
5:A:385:LEU:O	5:A:386:ALA:HB3	2.12	0.49
5:A:568:LEU:O	5:A:586:ARG:HD3	2.12	0.49
6:B:247:THR:HB	6:B:248:GLN:OE1	2.11	0.49
6:B:392:ILE:HD13	20:B:827:CLA:HED1	1.93	0.49
6:B:564:ARG:NE	7:C:64:SER:OG	2.46	0.49
6:B:724:PHE:CD1	20:B:849:CLA:HMD1	2.48	0.49
20:B:803:CLA:H52	20:B:803:CLA:C1C	2.43	0.49
20:B:826:CLA:H172	22:B:843:BCR:H363	1.93	0.49
23:B:841:PQN:H141	22:B:846:BCR:H331	1.94	0.49
7:C:63:LEU:CG	7:C:64:SER:N	2.49	0.49
8:D:124:ASN:HB3	8:D:125:PRO:CD	2.29	0.49
9:E:55:VAL:CG2	9:E:65:VAL:HB	2.40	0.49
21:E:101:LMU:O1B	21:E:101:LMU:O2'	2.30	0.49
10:F:22:LEU:HB3	10:F:25:LEU:HD13	1.94	0.49

Continued on next page...

Continued from previous page...

Atom-1	Atom-2	Interatomic distance (Å)	Clash overlap (Å)
22:F:203:BCR:C33	20:F:205:CLA:HMA1	2.42	0.49
15:K:11:MET:O	15:K:15:THR:OG1	2.30	0.49
20:L:208:CLA:CAC	22:L:210:BCR:HC42	2.42	0.49
21:R:103:LMU:O3B	21:R:103:LMU:H6'1	2.10	0.49
19:P:1:GLC:O2	19:P:2:FRU:O5	2.29	0.49
2:2:36:SER:O	2:2:37:ASP:HB2	2.11	0.49
3:3:133:ALA:O	3:3:134:LYS:HB2	2.12	0.49
5:A:79:PHE:HZ	5:A:185:HIS:HE2	1.57	0.49
5:A:104:SER:OG	5:A:161:GLU:OE1	2.31	0.49
5:A:109:TRP:HA	5:A:116:ILE:CG1	2.41	0.49
5:A:589:THR:HG22	5:A:589:THR:O	2.13	0.49
20:A:806:CLA:HAA2	20:A:806:CLA:HBD	1.94	0.49
6:B:502:ASN:OD1	6:B:511:THR:HG21	2.12	0.49
6:B:646:TRP:CZ3	6:B:726:ILE:CD1	2.95	0.49
6:B:686:PRO:HD3	20:L:202:CLA:O1A	2.12	0.49
6:B:724:PHE:CE2	20:B:849:CLA:CMD	2.96	0.49
7:C:6:LYS:O	7:C:63:LEU:HD21	2.12	0.49
7:C:42:ALA:O	8:D:129:GLY:HA3	2.13	0.49
10:F:23:LYS:O	10:F:24:LYS:CE	2.60	0.49
10:F:151:ASP:HA	10:F:154:PHE:CB	2.43	0.49
12:H:57:LEU:HD13	12:H:57:LEU:C	2.33	0.49
19:Z:1:GLC:C5	19:Z:2:FRU:HO4	2.25	0.49
5:A:185:HIS:O	5:A:187:HIS:N	2.46	0.49
5:A:364:MET:CE	20:A:825:CLA:H2	2.43	0.49
5:A:435:VAL:HA	5:A:438:HIS:HE1	1.76	0.49
5:A:508:THR:O	5:A:509:ALA:HB3	2.12	0.49
5:A:549:ILE:O	5:A:552:THR:O	2.30	0.49
6:B:247:THR:O	6:B:248:GLN:C	2.51	0.49
6:B:317:ARG:HD3	6:B:410:ARG:HG2	1.95	0.49
6:B:323:TYR:CD1	20:B:822:CLA:CBC	2.95	0.49
6:B:419:ILE:C	6:B:420:SER:OG	2.47	0.49
6:B:475:ASP:HA	6:B:480:SER:CA	2.43	0.49
6:B:647:ALA:O	6:B:651:LEU:HD22	2.12	0.49
20:B:815:CLA:H8	20:B:833:CLA:HMA1	1.93	0.49
20:B:821:CLA:H43	20:B:821:CLA:CHA	2.38	0.49
7:C:7:ILE:HA	7:C:60:THR:OG1	2.13	0.49
10:F:17:ARG:O	10:F:18:GLU:C	2.51	0.49
10:F:123:VAL:O	10:F:126:ALA:N	2.45	0.49
11:G:17:PHE:O	11:G:20:ARG:CB	2.57	0.49
13:I:4:LEU:HG	13:I:4:LEU:O	2.13	0.49
21:K:106:LMU:H11	21:K:106:LMU:H51	1.90	0.49

Continued on next page...

Continued from previous page...

Atom-1	Atom-2	Interatomic distance (Å)	Clash overlap (Å)
17:N:61:LEU:HD21	17:N:64:ASP:N	2.28	0.49
17:N:77:CYS:O	17:N:79:SER:O	2.29	0.49
19:Y:2:FRU:O6	19:Y:2:FRU:O1	2.30	0.49
1:1:27:LEU:H	6:B:314:ARG:NH1	2.09	0.49
3:3:158:TYR:CB	3:3:159:PRO:HD2	2.22	0.49
20:3:310:CLA:C2A	20:3:318:CLA:HHD	2.43	0.49
4:4:60:LEU:HG	4:4:61:PRO:CD	2.34	0.49
4:4:70:ILE:O	4:4:71:ASN:C	2.47	0.49
4:4:73:PRO:CB	4:4:75:TRP:HA	2.43	0.49
5:A:258:LEU:HG	5:A:280:PHE:CD1	2.48	0.49
5:A:331:LEU:CD2	5:A:343:HIS:C	2.61	0.49
5:A:733:VAL:HG21	20:A:838:CLA:HMD3	1.95	0.49
5:A:747:TRP:CE3	22:A:847:BCR:H402	2.44	0.49
20:A:805:CLA:C4	22:A:844:BCR:C31	2.90	0.49
20:A:806:CLA:H51	20:A:828:CLA:NC	2.28	0.49
20:A:822:CLA:NC	22:A:845:BCR:C17	2.75	0.49
20:A:824:CLA:C3B	22:A:846:BCR:C37	2.90	0.49
22:A:847:BCR:C15	20:A:851:CLA:H151	2.43	0.49
21:A:854:LMU:O6'	21:A:854:LMU:H1'	1.88	0.49
6:B:48:ALA:HB3	6:B:157:LEU:HD22	1.93	0.49
6:B:396:ARG:HH11	20:B:827:CLA:HED2	1.78	0.49
7:C:12:ILE:N	7:C:12:ILE:CD1	2.71	0.49
8:D:28:ILE:O	8:D:66:ALA:CB	2.61	0.49
8:D:41:GLN:HG3	16:L:125:LYS:HZ2	1.78	0.49
8:D:101:TYR:CD1	8:D:114:PRO:CD	2.95	0.49
11:G:16:LEU:HB2	11:G:17:PHE:CD2	2.48	0.49
11:G:42:SER:OG	11:G:43:HIS:O	2.30	0.49
15:K:5:SER:O	15:K:9:LEU:HD21	2.12	0.49
20:K:108:CLA:HAA2	20:K:108:CLA:HBD	1.93	0.49
17:N:45:ASN:O	17:N:46:PHE:O	2.30	0.49
19:O:1:GLC:O2	19:O:2:FRU:O5	2.28	0.49
19:S:1:GLC:O2	19:S:2:FRU:O1	2.29	0.49
1:1:184:PRO:O	1:1:185:TRP:CZ3	2.64	0.49
2:2:51:HIS:CA	2:2:54:TRP:HB2	2.42	0.49
3:3:74:ALA:CB	20:3:307:CLA:C1D	2.91	0.49
3:3:129:PHE:O	3:3:129:PHE:CD1	2.66	0.49
4:4:94:GLU:C	4:4:95:PHE:HD1	2.15	0.49
5:A:53:TRP:CA	5:A:56:ASN:HB2	2.37	0.49
5:A:158:ILE:HG21	20:A:814:CLA:O1D	2.13	0.49
5:A:452:PHE:CD2	5:A:456:HIS:CE1	3.00	0.49
5:A:473:PRO:C	5:A:475:ASP:H	2.16	0.49

Continued on next page...

Continued from previous page...

Atom-1	Atom-2	Interatomic distance (Å)	Clash overlap (Å)
5:A:484:LEU:N	5:A:485:GLN:OE1	2.40	0.49
5:A:497:ALA:HA	5:A:510:SER:OG	2.13	0.49
20:A:805:CLA:HMB3	20:A:806:CLA:HAA1	1.95	0.49
20:A:808:CLA:HAA2	20:A:826:CLA:HED3	1.94	0.49
20:A:822:CLA:CAB	22:A:845:BCR:H353	2.33	0.49
20:A:824:CLA:CBA	20:A:836:CLA:CED	2.87	0.49
6:B:110:LEU:CD1	6:B:111:GLY:H	2.18	0.49
6:B:238:SER:OG	6:B:239:SER:N	2.45	0.49
6:B:255:LEU:N	6:B:255:LEU:HD23	2.28	0.49
6:B:292:ARG:CZ	6:B:297:ILE:H	2.26	0.49
6:B:488:ALA:HB2	20:B:834:CLA:C3C	2.43	0.49
6:B:535:VAL:CG2	6:B:539:LEU:HD23	2.42	0.49
6:B:724:PHE:CE1	20:B:849:CLA:HMD1	2.47	0.49
20:B:806:CLA:H91	20:B:806:CLA:H161	1.94	0.49
20:B:827:CLA:HMD2	25:B:848:LMG:H341	1.95	0.49
10:F:22:LEU:HB2	10:F:23:LYS:HD3	1.94	0.49
10:F:80:TRP:CH2	20:F:205:CLA:CAC	2.95	0.49
10:F:113:LYS:NZ	10:F:115:THR:HG21	2.27	0.49
11:G:46:ALA:N	11:G:48:ASP:CG	2.60	0.49
12:H:42:THR:O	12:H:45:ALA:N	2.46	0.49
14:J:21:SER:O	14:J:22:LEU:C	2.51	0.49
16:L:5:LYS:N	16:L:6:PRO:HD3	2.28	0.49
16:L:63:LEU:HD13	16:L:64:LEU:HG	1.94	0.49
16:L:78:GLU:HG3	16:L:78:GLU:O	2.13	0.49
16:L:162:ASP:HB2	16:L:163:LEU:CA	2.43	0.49
17:N:81:VAL:C	17:N:83:TRP:N	2.66	0.49
1:1:89:VAL:HB	1:1:90:PRO:CD	2.33	0.49
20:1:202:CLA:CGA	20:1:202:CLA:HED1	2.41	0.49
2:2:54:TRP:O	2:2:55:ALA:C	2.49	0.49
5:A:40:PHE:N	5:A:44:ILE:CG2	2.76	0.49
5:A:396:PHE:CD1	5:A:396:PHE:O	2.65	0.49
5:A:453:LEU:CD2	20:A:835:CLA:CBB	2.90	0.49
5:A:462:ILE:HG21	20:A:831:CLA:HMC3	1.95	0.49
6:B:50:HIS:HB2	6:B:53:GLN:HB2	1.95	0.49
6:B:343:VAL:HG11	20:B:824:CLA:H2	1.95	0.49
6:B:556:SER:CA	6:B:558:PRO:HD2	2.43	0.49
6:B:691:ILE:HA	16:L:102:TYR:OH	2.11	0.49
20:B:806:CLA:O1D	20:B:806:CLA:C2A	2.53	0.49
8:D:132:LEU:O	8:D:135:ARG:O	2.31	0.49
21:H:105:LMU:C2'	21:H:105:LMU:H6E	2.36	0.49
20:K:101:CLA:OBD	20:K:108:CLA:C1B	2.61	0.49

Continued on next page...

Continued from previous page...

Atom-1	Atom-2	Interatomic distance (Å)	Clash overlap (Å)
20:K:108:CLA:HBC2	20:K:108:CLA:CMC	2.38	0.49
17:N:61:LEU:O	17:N:62:SER:O	2.30	0.49
17:N:62:SER:OG	17:N:66:ASP:HB3	2.13	0.49
18:R:34:UNK:CB	18:R:35:UNK:CA	2.79	0.49
19:Z:1:GLC:O5	19:Z:2:FRU:O4	2.29	0.49
1:1:181:LEU:HD12	1:1:182:ALA:H	1.78	0.48
2:2:43:TRP:CD2	2:2:125:PHE:CD1	3.01	0.48
2:2:208:PHE:O	2:2:209:THR:HB	2.13	0.48
4:4:90:LEU:CA	4:4:91:PHE:HB3	2.42	0.48
5:A:126:ILE:CD1	20:A:809:CLA:HMA3	2.43	0.48
5:A:172:LEU:O	5:A:175:ALA:O	2.31	0.48
5:A:411:ALA:O	5:A:412:ALA:C	2.52	0.48
5:A:455:PHE:CD1	20:A:830:CLA:HMA2	2.47	0.48
20:A:815:CLA:CGA	20:A:815:CLA:C4A	2.91	0.48
20:A:819:CLA:HMC2	20:A:825:CLA:H193	1.94	0.48
22:A:847:BCR:C35	20:A:851:CLA:H41	2.43	0.48
6:B:304:ILE:HG22	20:B:820:CLA:O1D	2.11	0.48
6:B:577:TYR:CE1	6:B:706:ARG:HB3	2.48	0.48
20:B:832:CLA:H2A	20:B:832:CLA:O1D	2.13	0.48
9:E:43:SER:HB2	9:E:82:TYR:CE1	2.34	0.48
9:E:52:VAL:HA	9:E:67:VAL:HA	1.96	0.48
20:3:302:CLA:HMA3	5:A:246:HIS:CE1	2.48	0.48
5:A:86:LEU:HD22	5:A:86:LEU:H	1.79	0.48
5:A:151:GLN:HA	5:A:154:ARG:HG2	1.95	0.48
5:A:220:ARG:O	5:A:221:HIS:CB	2.60	0.48
5:A:229:ILE:O	5:A:229:ILE:HG22	2.13	0.48
5:A:720:THR:O	5:A:720:THR:CG2	2.61	0.48
20:A:818:CLA:H203	20:A:825:CLA:HAA1	1.95	0.48
20:B:830:CLA:C5	22:F:203:BCR:C40	2.91	0.48
9:E:41:ARG:CD	9:E:46:PHE:CZ	2.96	0.48
11:G:19:GLY:N	11:G:21:PHE:H	2.11	0.48
11:G:50:ARG:HB2	11:G:51:ALA:HB2	1.94	0.48
21:H:106:LMU:H2B	21:H:106:LMU:C4	2.43	0.48
15:K:74:ILE:CG2	15:K:75:VAL:HG22	2.35	0.48
18:R:46:UNK:CB	18:R:47:UNK:CA	2.90	0.48
19:O:1:GLC:H2	19:O:2:FRU:O5	2.13	0.48
1:1:59:VAL:CG1	1:1:60:PRO:CD	2.91	0.48
2:2:115:ASN:ND2	2:2:115:ASN:N	2.60	0.48
2:2:117:GLY:HA3	2:2:131:THR:HA	1.94	0.48
2:2:166:ASN:O	2:2:166:ASN:ND2	2.46	0.48
3:3:114:PHE:HE1	20:3:309:CLA:C3D	2.26	0.48

Continued on next page...

Continued from previous page...

Atom-1	Atom-2	Interatomic distance (Å)	Clash overlap (Å)
4:4:108:ASP:OD2	4:4:108:ASP:O	2.30	0.48
5:A:299:ILE:HD11	20:A:818:CLA:HMA3	1.94	0.48
5:A:312:ILE:O	5:A:313:ALA:HB2	2.13	0.48
5:A:382:TYR:HB2	5:A:385:LEU:HD11	1.95	0.48
5:A:392:GLN:CG	5:A:392:GLN:O	2.62	0.48
5:A:694:PHE:CZ	6:B:661:PHE:CD1	3.01	0.48
5:A:747:TRP:HB2	20:A:826:CLA:CBB	2.43	0.48
6:B:96:PHE:HZ	6:B:104:PHE:CE2	2.31	0.48
6:B:293:THR:C	6:B:294:ASN:ND2	2.50	0.48
6:B:356:PRO:HB2	6:B:361:ILE:CG2	2.43	0.48
6:B:531:THR:O	6:B:535:VAL:CG1	2.54	0.48
6:B:546:LEU:HD11	6:B:567:THR:CG2	2.37	0.48
6:B:568:CYS:O	6:B:570:ILE:HG23	2.12	0.48
20:B:803:CLA:CBC	22:F:202:BCR:C33	2.91	0.48
20:B:815:CLA:O1D	20:B:816:CLA:HMA1	2.13	0.48
8:D:67:ILE:O	8:D:68:MET:HG3	2.12	0.48
9:E:60:LYS:CG	9:E:61:THR:N	2.70	0.48
11:G:34:GLN:O	11:G:36:PRO:N	2.45	0.48
13:I:9:VAL:H	13:I:10:PRO:CD	2.26	0.48
14:J:36:ALA:O	14:J:37:LEU:HB2	2.12	0.48
16:L:57:GLY:HA3	16:L:146:GLY:HA3	1.96	0.48
16:L:126:GLN:O	16:L:127:PRO:O	2.31	0.48
17:N:80:ASN:C	17:N:80:ASN:OD1	2.52	0.48
21:R:102:LMU:O6'	21:R:102:LMU:O2B	2.31	0.48
19:Q:2:FRU:O1	19:Q:2:FRU:O6	2.29	0.48
19:U:1:GLC:C2	19:U:2:FRU:O5	2.56	0.48
3:3:74:ALA:HB2	20:3:307:CLA:C1D	2.43	0.48
20:3:317:CLA:HBD	20:3:317:CLA:HAA2	1.95	0.48
21:3:322:LMU:O3'	21:3:322:LMU:O2B	2.29	0.48
5:A:165:TYR:O	5:A:165:TYR:HD2	1.95	0.48
5:A:312:ILE:O	5:A:313:ALA:CB	2.61	0.48
5:A:338:PHE:O	5:A:339:THR:O	2.30	0.48
5:A:462:ILE:HD13	20:B:850:CLA:H72	1.95	0.48
5:A:506:GLY:O	5:A:507:ALA:HB3	2.13	0.48
5:A:569:ILE:HB	5:A:572:LYS:HG3	1.95	0.48
5:A:681:GLY:C	5:A:683:HIS:H	2.16	0.48
5:A:693:LEU:HD23	5:A:734:GLY:HA3	1.96	0.48
20:A:818:CLA:HAC2	22:A:844:BCR:H352	1.96	0.48
6:B:21:ILE:N	6:B:21:ILE:HD12	2.29	0.48
6:B:145:LEU:HD22	6:B:148:ILE:HD12	1.94	0.48
6:B:154:TRP:O	6:B:155:LEU:C	2.51	0.48

Continued on next page...

Continued from previous page...

Atom-1	Atom-2	Interatomic distance (Å)	Clash overlap (Å)
6:B:415:LYS:HG2	6:B:416:GLU:OE2	2.12	0.48
6:B:662:MET:HE2	23:B:841:PQN:H2M3	1.96	0.48
21:B:802:LMU:O6B	21:B:802:LMU:O4'	2.29	0.48
20:B:804:CLA:HBC3	20:B:827:CLA:H41	1.95	0.48
20:B:839:CLA:H51	23:B:841:PQN:H251	1.94	0.48
7:C:29:ILE:CG2	8:D:126:GLY:CA	2.91	0.48
7:C:81:TYR:N	7:C:81:TYR:CD1	2.81	0.48
8:D:118:VAL:HG13	8:D:119:TYR:H	1.76	0.48
9:E:38:ILE:HB	9:E:46:PHE:O	2.14	0.48
10:F:123:VAL:HG13	14:J:7:TYR:N	2.28	0.48
11:G:43:HIS:C	11:G:45:GLU:CB	2.61	0.48
11:G:80:ILE:O	11:G:81:VAL:O	2.30	0.48
16:L:65:VAL:C	16:L:67:PRO:CD	2.82	0.48
16:L:99:LEU:O	16:L:136:TRP:HZ3	1.96	0.48
16:L:164:PRO:CG	16:L:165:TYR:CD2	2.79	0.48
2:2:42:ARG:CB	2:2:45:VAL:CB	2.91	0.48
3:3:94:ARG:CB	3:3:97:PHE:HE1	2.26	0.48
4:4:128:ALA:C	4:4:130:GLU:H	2.14	0.48
5:A:159:THR:O	5:A:163:GLN:OE1	2.31	0.48
5:A:430:ASP:HA	5:A:434:ARG:HH21	1.78	0.48
5:A:499:ALA:N	5:A:500:PRO:CD	2.76	0.48
5:A:679:PHE:CE2	5:A:683:HIS:CD2	2.99	0.48
5:A:679:PHE:O	5:A:683:HIS:CB	2.62	0.48
5:A:710:ALA:HB1	20:B:803:CLA:HED2	1.93	0.48
20:A:825:CLA:OBD	20:A:825:CLA:O2D	2.31	0.48
20:A:839:CLA:HBA1	20:A:839:CLA:HMA3	1.74	0.48
6:B:63:GLY:HA2	6:B:66:PHE:HB3	1.96	0.48
6:B:279:ALA:HA	20:B:814:CLA:HMA1	1.94	0.48
6:B:292:ARG:NH1	6:B:293:THR:H	2.12	0.48
6:B:304:ILE:CD1	20:B:817:CLA:CED	2.89	0.48
6:B:354:SER:OG	20:B:824:CLA:HBC3	2.13	0.48
6:B:471:THR:HB	6:B:472:TYR:CE1	2.49	0.48
6:B:560:ASP:HB2	7:C:66:ARG:CZ	2.41	0.48
6:B:601:LEU:O	6:B:601:LEU:HD22	2.12	0.48
6:B:720:THR:O	6:B:724:PHE:N	2.46	0.48
20:B:808:CLA:HED1	20:I:102:CLA:HMA2	1.95	0.48
20:B:851:CLA:O2A	20:B:851:CLA:C3A	2.57	0.48
8:D:58:PHE:HE2	8:D:60:MET:HA	1.78	0.48
21:E:101:LMU:O6B	21:E:101:LMU:O4'	2.29	0.48
15:K:4:GLY:HA2	15:K:7:THR:CB	2.42	0.48
20:1:201:CLA:HBA1	20:1:201:CLA:CMA	2.17	0.48

Continued on next page...

Continued from previous page...

Atom-1	Atom-2	Interatomic distance (Å)	Clash overlap (Å)
2:2:62:ILE:HG13	2:2:66:GLU:OE2	2.13	0.48
4:4:123:GLN:O	4:4:124:TYR:CB	2.62	0.48
5:A:64:PHE:CE1	5:A:74:ILE:HG22	2.49	0.48
5:A:578:ARG:O	5:A:593:SER:OG	2.27	0.48
5:A:665:ILE:C	5:A:665:ILE:CD1	2.82	0.48
20:A:818:CLA:HBB2	20:A:818:CLA:H8	1.96	0.48
20:A:832:CLA:C2B	22:A:846:BCR:H333	2.44	0.48
6:B:81:PRO:HG2	6:B:360:PHE:CE1	2.48	0.48
6:B:190:TRP:HE3	20:B:812:CLA:CAB	2.26	0.48
6:B:224:PRO:HB3	6:B:227:THR:CB	2.43	0.48
6:B:272:ASP:C	6:B:274:ALA:H	2.17	0.48
6:B:461:GLN:N	6:B:512:ILE:HD12	2.29	0.48
20:B:807:CLA:C9	20:B:807:CLA:CBB	2.67	0.48
20:B:830:CLA:CBB	22:F:202:BCR:C26	2.92	0.48
25:B:848:LMG:H111	25:B:848:LMG:O8	2.13	0.48
11:G:20:ARG:NH1	11:G:64:VAL:C	2.67	0.48
12:H:19:GLY:O	12:H:20:GLN:HB2	2.14	0.48
15:K:5:SER:O	15:K:9:LEU:HG	2.14	0.48
15:K:9:LEU:HA	15:K:12:VAL:CG2	2.44	0.48
17:N:28:ASN:CA	17:N:30:ALA:H	2.26	0.48
17:N:84:LYS:HZ2	17:N:84:LYS:HG2	1.43	0.48
19:Z:1:GLC:C2	19:Z:2:FRU:H5	2.38	0.48
1:1:40:LYS:O	1:1:44:LEU:HG	2.13	0.48
20:1:202:CLA:O2D	20:1:202:CLA:HAA2	2.14	0.48
20:1:204:CLA:CMC	20:1:209:CLA:CAC	2.91	0.48
2:2:98:GLU:C	2:2:99:LEU:HG	2.33	0.48
20:3:313:CLA:O1D	20:3:313:CLA:OBD	2.30	0.48
20:4:305:CLA:CBA	20:F:206:CLA:H42	2.44	0.48
5:A:154:ARG:O	5:A:155:ALA:C	2.52	0.48
5:A:284:ARG:HB2	5:A:298:ASP:OD1	2.12	0.48
5:A:415:ALA:HB2	5:A:560:VAL:HG12	1.95	0.48
5:A:539:PHE:HE2	5:A:543:HIS:CE1	2.31	0.48
5:A:705:GLU:O	5:A:708:VAL:N	2.46	0.48
22:A:847:BCR:H17C	20:A:851:CLA:C17	2.44	0.48
6:B:36:ASP:O	6:B:41:ARG:CZ	2.62	0.48
6:B:196:HIS:CE1	20:B:813:CLA:C4D	2.96	0.48
6:B:471:THR:CG2	6:B:502:ASN:ND2	2.76	0.48
20:B:807:CLA:H162	20:B:825:CLA:H192	1.95	0.48
22:B:843:BCR:H351	22:B:843:BCR:H15C	1.69	0.48
11:G:80:ILE:O	11:G:80:ILE:HD12	2.14	0.48
15:K:9:LEU:O	15:K:13:THR:HG22	2.13	0.48

Continued on next page...

Continued from previous page...

Atom-1	Atom-2	Interatomic distance (Å)	Clash overlap (Å)
2:2:41:LEU:CD2	2:2:42:ARG:HD3	2.44	0.48
2:2:183:TYR:CD2	2:2:184:THR:N	2.81	0.48
3:3:86:GLN:CB	3:3:88:THR:HB	2.37	0.48
20:3:302:CLA:HMA2	20:3:302:CLA:CBA	2.39	0.48
4:4:124:TYR:HD1	4:4:127:PRO:HG2	1.78	0.48
4:4:147:LEU:CD2	4:4:148:GLU:HG2	2.33	0.48
4:4:192:THR:HG23	4:4:193:ILE:HB	1.96	0.48
5:A:103:PHE:HD2	5:A:103:PHE:H	1.60	0.48
5:A:159:THR:O	5:A:160:SER:CB	2.62	0.48
5:A:417:PHE:CD1	5:A:417:PHE:C	2.87	0.48
20:A:818:CLA:H71	20:A:818:CLA:CAB	2.44	0.48
6:B:180:SER:CB	6:B:288:GLY:HA3	2.41	0.48
20:B:849:CLA:H193	20:B:849:CLA:H161	1.53	0.48
12:H:20:GLN:HB2	12:H:22:ASP:CB	2.39	0.48
16:L:163:LEU:CD2	16:L:165:TYR:HA	2.38	0.48
17:N:83:TRP:O	17:N:83:TRP:CE3	2.64	0.48
18:R:7:UNK:O	18:R:10:UNK:CB	2.62	0.48
2:2:57:LEU:O	2:2:60:ALA:HB2	2.14	0.48
2:2:189:ILE:HD13	2:2:189:ILE:N	2.28	0.48
3:3:195:LEU:HA	3:3:198:PHE:HB2	1.96	0.48
5:A:22:VAL:CA	5:A:23:ASP:O	2.62	0.48
5:A:218:TRP:HZ3	20:A:814:CLA:HMB3	1.78	0.48
5:A:229:ILE:HG12	5:A:243:PRO:CB	2.42	0.48
5:A:258:LEU:HG	5:A:280:PHE:CE1	2.48	0.48
5:A:330:ILE:O	5:A:330:ILE:CG2	2.62	0.48
5:A:434:ARG:O	5:A:437:ARG:N	2.46	0.48
5:A:740:LEU:CD1	20:A:838:CLA:HMA1	2.43	0.48
20:A:815:CLA:HBB1	22:A:843:BCR:C12	2.44	0.48
20:A:824:CLA:H93	22:A:846:BCR:C10	2.44	0.48
22:A:844:BCR:C8	22:A:844:BCR:H311	2.43	0.48
6:B:309:ILE:HG22	6:B:319:HIS:CD2	2.48	0.48
20:B:808:CLA:H192	22:I:101:BCR:H19C	1.96	0.48
20:B:832:CLA:CMD	20:B:833:CLA:C1C	2.91	0.48
10:F:22:LEU:CD1	10:F:22:LEU:N	2.32	0.48
10:F:124:PRO:O	10:F:125:LEU:HB2	2.13	0.48
10:F:131:PHE:C	10:F:133:GLY:N	2.66	0.48
15:K:16:THR:O	15:K:17:LEU:C	2.50	0.48
1:1:27:LEU:O	1:1:31:GLU:HB2	2.14	0.48
2:2:96:ILE:O	2:2:100:VAL:HG12	2.14	0.48
20:2:303:CLA:HAA2	20:2:308:CLA:HED2	1.94	0.48
4:4:161:LEU:O	4:4:162:ALA:CB	2.61	0.48

Continued on next page...

Continued from previous page...

Atom-1	Atom-2	Interatomic distance (Å)	Clash overlap (Å)
20:4:307:CLA:CMA	20:4:307:CLA:O2A	2.62	0.48
5:A:73:GLU:HA	5:A:76:ARG:HB2	1.95	0.48
5:A:313:ALA:C	5:A:315:HIS:H	2.17	0.48
5:A:462:ILE:CG2	20:A:831:CLA:HMC3	2.43	0.48
5:A:650:ASN:O	5:A:654:ARG:N	2.36	0.48
5:A:700:TRP:HZ3	20:A:852:CLA:O1D	1.97	0.48
20:A:826:CLA:C10	22:A:847:BCR:C37	2.87	0.48
20:A:832:CLA:C3D	20:A:833:CLA:CAC	2.91	0.48
6:B:91:ILE:CG2	20:B:808:CLA:HMD1	2.36	0.48
6:B:135:LEU:O	6:B:135:LEU:HD12	2.14	0.48
6:B:292:ARG:HH22	20:B:818:CLA:HED1	1.77	0.48
6:B:382:ILE:CG2	6:B:383:MET:N	2.51	0.48
6:B:593:TYR:CZ	20:B:835:CLA:HBC2	2.48	0.48
7:C:25:VAL:HA	7:C:43:PRO:CD	2.44	0.48
7:C:28:MET:HA	7:C:38:GLN:HB2	1.95	0.48
8:D:34:GLY:HA3	8:D:62:THR:HB	1.95	0.48
11:G:20:ARG:NH2	11:G:61:ASN:CA	2.77	0.48
11:G:30:ASN:ND2	11:G:34:GLN:H	2.12	0.48
16:L:99:LEU:HD11	22:L:210:BCR:C7	2.42	0.48
2:2:159:LEU:HD12	2:2:160:ARG:HG3	1.95	0.47
2:2:171:MET:HE1	2:2:175:MET:CB	2.41	0.47
20:3:311:CLA:CHD	20:3:311:CLA:HBC2	2.43	0.47
4:4:37:LEU:O	4:4:38:ARG:C	2.52	0.47
4:4:89:THR:H	4:4:90:LEU:HD22	1.71	0.47
5:A:110:LEU:CD1	5:A:239:PRO:HG2	2.36	0.47
5:A:329:ASP:OD2	20:A:821:CLA:HED1	2.14	0.47
20:A:839:CLA:H93	20:A:839:CLA:H51	1.95	0.47
6:B:50:HIS:HB3	20:B:805:CLA:CHB	2.44	0.47
6:B:125:TYR:HE1	6:B:130:ARG:NH1	2.12	0.47
6:B:167:TRP:CG	6:B:167:TRP:O	2.66	0.47
6:B:464:GLN:CG	6:B:469:LYS:HD3	2.43	0.47
6:B:479:SER:C	6:B:481:THR:H	2.16	0.47
6:B:535:VAL:CG1	6:B:536:LYS:N	2.76	0.47
6:B:594:TRP:CD1	6:B:595:HIS:N	2.82	0.47
6:B:672:GLN:CA	6:B:672:GLN:NE2	2.59	0.47
20:B:823:CLA:CAD	20:B:835:CLA:CBB	2.91	0.47
20:B:838:CLA:H191	13:I:21:MET:CE	2.44	0.47
7:C:17:CYS:SG	7:C:18:VAL:N	2.87	0.47
8:D:138:GLY:O	8:D:140:ASN:N	2.47	0.47
22:F:202:BCR:C33	22:F:202:BCR:C8	2.91	0.47
11:G:66:PHE:O	11:G:69:VAL:HG12	2.14	0.47

Continued on next page...

Continued from previous page...

Atom-1	Atom-2	Interatomic distance (Å)	Clash overlap (Å)
12:H:23:VAL:O	12:H:23:VAL:HG13	2.13	0.47
20:K:101:CLA:HBC3	20:K:101:CLA:CHD	2.44	0.47
21:K:105:LMU:H121	21:K:105:LMU:H91	1.48	0.47
16:L:36:TYR:O	16:L:37:LEU:CB	2.59	0.47
17:N:61:LEU:HG	17:N:64:ASP:HB2	1.95	0.47
1:1:160:GLY:C	1:1:162:CYS:H	2.17	0.47
2:2:85:GLN:O	2:2:86:GLU:OE2	2.31	0.47
4:4:36:ASN:CB	4:4:39:TRP:CH2	2.88	0.47
4:4:106:TRP:CZ3	20:4:304:CLA:HBC1	2.48	0.47
4:4:192:THR:CG2	4:4:193:ILE:CA	2.93	0.47
20:4:319:CLA:H2A	20:4:319:CLA:O1A	2.14	0.47
5:A:21:LEU:CA	5:A:22:VAL:HB	2.39	0.47
5:A:99:HIS:C	5:A:101:ALA:H	2.16	0.47
5:A:131:ILE:HD13	6:B:447:GLY:CA	2.44	0.47
5:A:374:GLN:O	5:A:377:TYR:CD2	2.62	0.47
5:A:377:TYR:HD1	5:A:616:PHE:HE1	1.58	0.47
5:A:678:PHE:HZ	20:A:826:CLA:H142	1.79	0.47
5:A:679:PHE:O	5:A:679:PHE:CD2	2.67	0.47
5:A:733:VAL:HG11	20:A:838:CLA:C4D	2.44	0.47
20:A:824:CLA:HMB3	22:A:846:BCR:C17	2.44	0.47
20:A:835:CLA:H71	20:A:835:CLA:H112	1.37	0.47
6:B:167:TRP:HD1	11:G:41:MET:HE1	1.80	0.47
6:B:255:LEU:HA	6:B:271:THR:HB	1.96	0.47
6:B:527:LEU:O	20:B:837:CLA:HMA3	2.13	0.47
6:B:573:TRP:O	6:B:576:PHE:HB3	2.14	0.47
6:B:628:SER:O	6:B:629:SER:C	2.52	0.47
6:B:732:LYS:CD	6:B:734:GLY:CA	2.92	0.47
20:B:816:CLA:CGA	20:B:816:CLA:C4A	2.92	0.47
22:B:846:BCR:H331	22:B:846:BCR:C8	2.44	0.47
20:B:849:CLA:H3A	20:B:849:CLA:HBA2	1.40	0.47
21:D:201:LMU:H92	21:E:101:LMU:H102	1.43	0.47
9:E:36:VAL:HG23	9:E:52:VAL:HG22	1.96	0.47
9:E:37:LYS:N	9:E:49:VAL:HG13	2.28	0.47
9:E:83:ALA:O	9:E:85:ASP:N	2.46	0.47
9:E:88:GLU:O	9:E:89:GLU:C	2.52	0.47
22:F:203:BCR:HC8	22:F:203:BCR:H311	1.96	0.47
20:L:201:CLA:CED	20:L:201:CLA:CAA	2.91	0.47
19:P:1:GLC:O5	19:P:2:FRU:O5	2.30	0.47
2:2:110:TRP:CE3	20:2:311:CLA:HED1	2.49	0.47
21:2:318:LMU:H31	21:2:318:LMU:H62	1.60	0.47
20:3:307:CLA:C3A	20:3:311:CLA:HBB2	2.44	0.47

Continued on next page...

Continued from previous page...

Atom-1	Atom-2	Interatomic distance (Å)	Clash overlap (Å)
20:3:318:CLA:H52	20:3:318:CLA:H93	1.96	0.47
4:4:36:ASN:CG	4:4:39:TRP:CZ2	2.75	0.47
4:4:166:PHE:CD2	4:4:167:ILE:N	2.82	0.47
5:A:63:ASP:HA	20:A:828:CLA:HED2	1.96	0.47
5:A:78:VAL:O	5:A:82:HIS:CD2	2.66	0.47
5:A:302:HIS:CD2	20:A:817:CLA:NB	2.81	0.47
5:A:385:LEU:O	5:A:386:ALA:HB2	2.12	0.47
5:A:462:ILE:HG21	20:A:831:CLA:CMC	2.44	0.47
5:A:502:THR:C	5:A:504:ALA:N	2.68	0.47
5:A:629:ASN:CG	5:A:630:ASP:N	2.67	0.47
5:A:703:LEU:HD13	5:A:707:ILE:HD11	1.96	0.47
20:A:825:CLA:H111	20:A:825:CLA:H151	1.56	0.47
6:B:31:PHE:O	6:B:37:ILE:HG21	2.13	0.47
6:B:309:ILE:HD11	6:B:313:GLY:H	1.80	0.47
6:B:600:THR:O	6:B:605:ASN:O	2.33	0.47
20:B:830:CLA:HBB2	22:F:202:BCR:C25	2.44	0.47
20:B:838:CLA:H91	22:I:101:BCR:H333	1.95	0.47
21:G:101:LMU:O2'	21:G:101:LMU:O1B	2.29	0.47
12:H:75:ASP:CB	12:H:77:LEU:HG	2.43	0.47
21:K:106:LMU:H92	21:K:106:LMU:H122	1.44	0.47
19:X:2:FRU:O3	19:X:2:FRU:O1	2.30	0.47
2:2:102:ILE:O	2:2:103:GLY:O	2.33	0.47
2:2:137:TYR:O	2:2:143:PHE:HE2	1.96	0.47
5:A:53:TRP:HA	5:A:56:ASN:CG	2.35	0.47
5:A:302:HIS:HD2	20:A:817:CLA:NB	2.11	0.47
5:A:327:ILE:HG13	5:A:328:LYS:N	2.29	0.47
5:A:400:MET:HE3	5:A:612:VAL:HG11	1.96	0.47
5:A:426:THR:HG23	5:A:428:TYR:OH	2.14	0.47
5:A:603:PHE:CZ	5:A:693:LEU:CD2	2.97	0.47
20:A:806:CLA:HED2	20:A:806:CLA:H12	1.95	0.47
23:A:842:PQN:H221	20:B:803:CLA:HAC2	1.96	0.47
6:B:198:ALA:H	6:B:200:PRO:HG2	1.79	0.47
6:B:280:ILE:HD13	20:B:816:CLA:HBB2	1.95	0.47
20:B:812:CLA:H71	20:B:812:CLA:H111	1.41	0.47
20:B:839:CLA:H191	13:I:21:MET:CB	2.40	0.47
10:F:136:TRP:HB2	10:F:139:ALA:CB	2.44	0.47
20:H:109:CLA:HHD	22:I:101:BCR:H342	1.95	0.47
15:K:20:PHE:CD2	15:K:21:ALA:CA	2.93	0.47
17:N:72:LYS:HB2	17:N:73:ASP:HA	1.86	0.47
2:2:54:TRP:CE2	2:2:109:ARG:CD	2.86	0.47
4:4:106:TRP:CH2	20:4:304:CLA:HBC1	2.50	0.47

Continued on next page...

Continued from previous page...

Atom-1	Atom-2	Interatomic distance (Å)	Clash overlap (Å)
5:A:197:GLN:HE22	5:A:351:THR:CB	2.22	0.47
5:A:452:PHE:O	5:A:456:HIS:ND1	2.28	0.47
6:B:211:ASN:ND2	6:B:214:ASP:OD1	2.48	0.47
6:B:244:PHE:C	6:B:244:PHE:CD2	2.87	0.47
20:B:839:CLA:H2	23:B:841:PQN:H251	1.96	0.47
7:C:30:PRO:HB3	7:C:37:LYS:O	2.14	0.47
8:D:96:ILE:O	8:D:97:LYS:HB2	2.13	0.47
10:F:43:LYS:N	10:F:43:LYS:HE3	2.29	0.47
10:F:96:TRP:HZ2	20:F:204:CLA:CAB	2.27	0.47
16:L:63:LEU:O	16:L:65:VAL:N	2.48	0.47
16:L:164:PRO:N	16:L:165:TYR:CD2	2.81	0.47
17:N:44:GLU:HB3	17:N:45:ASN:H	1.41	0.47
21:R:109:LMU:H71	21:R:109:LMU:H102	1.65	0.47
19:P:2:FRU:C1	19:P:2:FRU:C6	2.55	0.47
19:Q:1:GLC:O5	19:Q:2:FRU:O5	2.30	0.47
21:1:219:LMU:H2B	21:1:219:LMU:H6E	1.96	0.47
2:2:163:GLU:HG2	20:2:308:CLA:C3C	2.43	0.47
2:2:179:PHE:CE1	2:2:183:TYR:CZ	3.02	0.47
21:2:319:LMU:H4'	21:2:319:LMU:H3B	1.95	0.47
3:3:73:ILE:C	20:3:307:CLA:C2D	2.83	0.47
4:4:53:LEU:O	4:4:56:ALA:N	2.47	0.47
5:A:41:SER:O	5:A:44:ILE:CA	2.61	0.47
5:A:64:PHE:CD1	5:A:74:ILE:HG22	2.50	0.47
5:A:68:THR:C	5:A:70:ASP:N	2.67	0.47
5:A:217:SER:CA	22:A:843:BCR:C35	2.84	0.47
5:A:302:HIS:HE1	20:A:818:CLA:C1B	2.27	0.47
5:A:347:TYR:HE1	5:A:417:PHE:CZ	2.32	0.47
5:A:350:LEU:HA	5:A:350:LEU:HD23	1.50	0.47
5:A:402:ILE:HD11	20:A:827:CLA:CBB	2.43	0.47
5:A:541:VAL:HG12	5:A:545:HIS:NE2	2.30	0.47
5:A:553:VAL:N	5:A:556:LEU:HD12	2.26	0.47
5:A:605:MET:O	5:A:608:SER:N	2.48	0.47
6:B:216:LEU:O	6:B:218:TYR:O	2.33	0.47
6:B:269:TRP:CD1	6:B:497:TRP:HH2	2.32	0.47
6:B:290:MET:HA	20:B:819:CLA:C3C	2.44	0.47
6:B:335:GLY:HA2	6:B:338:LEU:HB2	1.96	0.47
6:B:387:PHE:HE2	20:B:823:CLA:HHC	1.78	0.47
6:B:395:ILE:HG22	6:B:551:LYS:HG3	1.96	0.47
6:B:421:HIS:O	20:B:837:CLA:HMC3	2.14	0.47
6:B:448:THR:O	6:B:448:THR:OG1	2.31	0.47
20:B:824:CLA:CED	20:B:832:CLA:CBB	2.90	0.47

Continued on next page...

Continued from previous page...

Atom-1	Atom-2	Interatomic distance (Å)	Clash overlap (Å)
20:B:826:CLA:H62	22:B:844:BCR:HC7	1.96	0.47
8:D:139:LYS:HZ3	9:E:41:ARG:NH1	2.12	0.47
10:F:130:LEU:CD1	19:W:2:FRU:O3	2.63	0.47
16:L:23:LEU:O	16:L:25:THR:N	2.48	0.47
16:L:63:LEU:CD2	16:L:64:LEU:N	2.73	0.47
17:N:53:ALA:O	17:N:54:LYS:CB	2.61	0.47
17:N:58:VAL:CG1	17:N:59:PRO:HD3	2.44	0.47
1:1:44:LEU:CD1	1:1:151:GLY:HA2	2.45	0.47
21:1:219:LMU:O6B	21:1:219:LMU:O3'	2.29	0.47
2:2:85:GLN:OE1	2:2:85:GLN:CA	2.59	0.47
2:2:127:ASN:OD1	14:J:2:ARG:CG	2.63	0.47
2:2:128:ASN:CG	14:J:3:ASP:HB3	2.35	0.47
2:2:188:PRO:C	2:2:190:ASP:H	2.17	0.47
3:3:59:ILE:HB	3:3:63:ARG:HH21	1.79	0.47
3:3:171:LYS:HE3	3:3:171:LYS:N	2.29	0.47
20:3:317:CLA:HBC2	20:3:317:CLA:HMC1	1.96	0.47
4:4:63:VAL:O	4:4:65:THR:HG23	2.14	0.47
4:4:119:PRO:C	4:4:121:PHE:H	2.17	0.47
4:4:154:ILE:O	4:4:157:GLY:CA	2.63	0.47
4:4:158:ARG:O	4:4:161:LEU:O	2.33	0.47
5:A:241:GLU:OE1	5:A:241:GLU:O	2.32	0.47
5:A:248:PHE:HD2	5:A:248:PHE:N	1.93	0.47
5:A:347:TYR:CE1	5:A:417:PHE:HZ	2.32	0.47
5:A:420:ARG:HB3	5:A:420:ARG:CZ	2.45	0.47
5:A:457:SER:OG	5:A:544:ILE:HA	2.15	0.47
5:A:599:PHE:CZ	5:A:731:ARG:HB3	2.47	0.47
5:A:603:PHE:CE1	5:A:735:VAL:HA	2.50	0.47
5:A:628:ILE:HG13	5:A:632:GLY:CA	2.42	0.47
5:A:660:GLN:HE21	5:A:660:GLN:H	1.62	0.47
5:A:680:LEU:N	5:A:680:LEU:HD22	2.29	0.47
5:A:692:PHE:HE2	20:A:838:CLA:HBC3	1.71	0.47
5:A:711:HIS:CB	5:A:717:ALA:HB2	2.38	0.47
20:A:811:CLA:H152	20:A:811:CLA:H202	1.96	0.47
20:A:819:CLA:HMC1	20:A:819:CLA:HBC3	1.94	0.47
20:A:829:CLA:HMB2	20:L:202:CLA:C3D	2.45	0.47
20:A:841:CLA:HMC3	20:B:838:CLA:ND	2.30	0.47
20:A:852:CLA:H2	20:A:852:CLA:CMA	2.44	0.47
21:A:853:LMU:O3'	21:A:853:LMU:C2B	2.63	0.47
6:B:334:LEU:HB2	20:B:805:CLA:CMD	2.41	0.47
6:B:361:ILE:O	6:B:361:ILE:HG22	2.15	0.47
6:B:396:ARG:NH1	20:B:827:CLA:HED2	2.30	0.47

Continued on next page...

Continued from previous page...

Atom-1	Atom-2	Interatomic distance (Å)	Clash overlap (Å)
6:B:652:PHE:CZ	6:B:656:VAL:HG21	2.50	0.47
6:B:653:GLY:HA3	6:B:720:THR:OG1	2.13	0.47
6:B:693:TRP:HE1	20:B:838:CLA:HHD	1.79	0.47
20:B:810:CLA:H61	20:B:810:CLA:C1	2.44	0.47
20:B:816:CLA:C15	20:B:817:CLA:H71	2.45	0.47
20:B:817:CLA:HBA1	20:B:817:CLA:CHA	2.44	0.47
20:B:823:CLA:O1A	20:B:837:CLA:HAA1	2.15	0.47
23:B:841:PQN:H143	22:B:846:BCR:H322	1.95	0.47
8:D:36:LEU:HB2	16:L:19:PHE:O	2.15	0.47
9:E:69:PHE:CE2	9:E:70:ALA:HB3	2.50	0.47
10:F:95:GLY:O	10:F:99:TRP:CB	2.62	0.47
10:F:116:GLN:C	10:F:118:GLU:N	2.57	0.47
11:G:28:ARG:HG2	11:G:29:GLU:HB2	1.96	0.47
11:G:30:ASN:ND2	11:G:31:MET:O	2.48	0.47
11:G:64:VAL:HG13	11:G:67:ASN:HB2	1.94	0.47
21:H:108:LMU:O4'	21:H:108:LMU:O2B	2.29	0.47
14:J:15:SER:HA	14:J:18:TRP:HB3	1.96	0.47
15:K:13:THR:OG1	15:K:14:THR:N	2.48	0.47
16:L:5:LYS:HE2	16:L:5:LYS:CA	2.36	0.47
17:N:59:PRO:CA	17:N:66:ASP:OD1	2.63	0.47
17:N:68:GLU:O	17:N:69:CYS:HB2	2.13	0.47
2:2:148:TRP:O	2:2:150:SER:N	2.48	0.47
20:2:308:CLA:C1A	20:2:308:CLA:CGA	2.93	0.47
3:3:127:ARG:C	3:3:129:PHE:H	2.18	0.47
3:3:166:PRO:HB2	3:3:167:LEU:H	1.54	0.47
5:A:21:LEU:HA	5:A:21:LEU:HD13	1.39	0.47
5:A:83:PHE:CE2	5:A:185:HIS:CD2	3.03	0.47
5:A:265:GLY:HA3	5:A:272:LEU:HD21	1.97	0.47
20:A:826:CLA:H191	20:A:851:CLA:H13	1.97	0.47
21:A:854:LMU:O6'	21:A:854:LMU:H31	2.13	0.47
6:B:29:HIS:HB2	20:B:827:CLA:HBA1	1.97	0.47
20:B:835:CLA:HMC1	20:B:835:CLA:CBC	2.24	0.47
7:C:66:ARG:NH2	7:C:66:ARG:CG	2.70	0.47
10:F:44:ALA:C	10:F:46:MET:N	2.68	0.47
11:G:43:HIS:CA	11:G:44:PHE:CB	2.60	0.47
17:N:2:VAL:O	17:N:2:VAL:CG2	2.62	0.47
17:N:59:PRO:HG2	17:N:73:ASP:O	2.15	0.47
19:Z:1:GLC:C5	19:Z:2:FRU:O4	2.63	0.47
21:2:317:LMU:H3'	21:2:317:LMU:H5B	1.95	0.47
3:3:141:GLN:O	3:3:142:TYR:HB2	2.14	0.47
3:3:189:LEU:C	3:3:191:MET:H	2.18	0.47

Continued on next page...

Continued from previous page...

Atom-1	Atom-2	Interatomic distance (Å)	Clash overlap (Å)
4:4:140:PRO:O	4:4:141:LEU:HB2	2.13	0.47
21:4:301:LMU:O5B	21:4:301:LMU:H5'	2.13	0.47
5:A:70:ASP:O	5:A:71:LEU:O	2.33	0.47
5:A:185:HIS:O	5:A:186:TYR:C	2.53	0.47
5:A:258:LEU:O	5:A:259:TYR:HB2	2.14	0.47
5:A:281:LEU:C	5:A:283:PHE:N	2.68	0.47
5:A:354:TRP:O	5:A:357:GLN:N	2.48	0.47
5:A:372:VAL:HG22	20:A:818:CLA:C4	2.45	0.47
5:A:409:GLY:O	5:A:411:ALA:N	2.48	0.47
5:A:584:PRO:HG2	7:C:66:ARG:HB2	1.97	0.47
5:A:663:GLN:OE1	5:A:753:ARG:NE	2.48	0.47
5:A:701:GLN:O	5:A:703:LEU:N	2.48	0.47
5:A:709:TRP:CE3	5:A:710:ALA:N	2.83	0.47
20:A:803:CLA:HHD	20:A:803:CLA:HBC3	1.97	0.47
20:A:811:CLA:C4A	20:A:811:CLA:CBA	2.92	0.47
20:A:826:CLA:H202	22:J:102:BCR:C16	2.45	0.47
6:B:31:PHE:HB2	6:B:42:LEU:HD12	1.96	0.47
6:B:353:TYR:C	6:B:355:LEU:N	2.68	0.47
6:B:552:ASP:OD1	6:B:553:PHE:HD2	1.98	0.47
20:B:821:CLA:O1D	20:B:821:CLA:OBD	2.31	0.47
20:B:823:CLA:C2B	22:B:845:BCR:H352	2.45	0.47
7:C:14:CYS:SG	7:C:17:CYS:SG	3.13	0.47
7:C:70:TRP:O	7:C:71:HIS:C	2.53	0.47
8:D:26:SER:N	8:D:27:PRO:HD3	2.29	0.47
8:D:89:ARG:O	8:D:92:SER:N	2.48	0.47
11:G:34:GLN:O	11:G:36:PRO:CD	2.63	0.47
21:G:101:LMU:H6'2	21:G:101:LMU:H1B	1.41	0.47
21:G:101:LMU:O3'	21:G:101:LMU:O5'	2.29	0.47
21:H:108:LMU:H6B	21:H:108:LMU:H3O2	1.63	0.47
16:L:46:ALA:CB	16:L:52:ARG:NH2	2.78	0.47
16:L:154:ALA:O	16:L:155:CYS:C	2.53	0.47
20:L:202:CLA:C9	20:L:203:CLA:H2	2.44	0.47
17:N:47:THR:O	17:N:48:GLY:C	2.52	0.47
21:1:213:LMU:O1B	21:1:213:LMU:O4'	2.30	0.47
2:2:96:ILE:O	2:2:100:VAL:N	2.47	0.47
20:2:307:CLA:HMA2	20:2:307:CLA:C5	2.43	0.47
3:3:164:PHE:O	3:3:165:ASN:C	2.53	0.47
4:4:175:LYS:O	4:4:175:LYS:HD2	2.15	0.47
5:A:434:ARG:O	5:A:435:VAL:C	2.53	0.47
5:A:581:CYS:HB3	5:A:590:CYS:O	2.14	0.47
5:A:705:GLU:CG	6:B:545:LYS:HZ2	2.26	0.47

Continued on next page...

Continued from previous page...

Atom-1	Atom-2	Interatomic distance (Å)	Clash overlap (Å)
5:A:733:VAL:HG13	20:A:838:CLA:C3D	2.44	0.47
20:A:841:CLA:HMC3	20:B:838:CLA:C1D	2.45	0.47
6:B:127:ILE:O	6:B:128:GLY:C	2.53	0.47
6:B:183:PHE:HB3	6:B:284:PHE:HD2	1.80	0.47
6:B:212:PHE:CE1	20:B:812:CLA:HHD	2.34	0.47
6:B:470:THR:OG1	6:B:501:ILE:HG23	2.15	0.47
6:B:558:PRO:HB3	6:B:706:ARG:HH21	1.79	0.47
20:B:817:CLA:H61	20:B:817:CLA:H41	1.66	0.47
20:B:823:CLA:H11	20:B:837:CLA:CAD	2.44	0.47
7:C:17:CYS:O	7:C:58:CYS:HB2	2.14	0.47
8:D:48:ILE:CG1	8:D:49:THR:N	2.77	0.47
9:E:44:TYR:HB3	9:E:45:TRP:CZ3	2.51	0.47
10:F:137:PRO:O	10:F:139:ALA:N	2.47	0.47
11:G:16:LEU:CD1	11:G:17:PHE:CZ	2.98	0.47
11:G:79:HIS:NE2	11:G:82:ALA:HB2	2.30	0.47
20:G:102:CLA:H3A	20:G:102:CLA:C2	2.44	0.47
12:H:76:VAL:HG22	12:H:76:VAL:O	2.15	0.47
21:H:107:LMU:H92	21:H:107:LMU:H62	1.51	0.47
13:I:8:PHE:CD1	20:I:102:CLA:H12	2.49	0.47
17:N:70:GLU:HB3	17:N:72:LYS:HA	1.95	0.47
19:P:2:FRU:H62	19:P:2:FRU:H12	1.82	0.47
3:3:63:ARG:NH1	3:3:189:LEU:H	2.13	0.46
5:A:132:LEU:O	5:A:143:ILE:HB	2.15	0.46
5:A:132:LEU:HD13	5:A:671:SER:O	2.15	0.46
5:A:193:LEU:O	5:A:195:TRP:N	2.49	0.46
5:A:210:LEU:CD1	20:A:813:CLA:HNB	2.45	0.46
5:A:463:HIS:NE2	5:A:467:MET:SD	2.88	0.46
5:A:539:PHE:C	5:A:539:PHE:CD2	2.89	0.46
5:A:709:TRP:O	5:A:712:ASN:N	2.48	0.46
5:A:733:VAL:HG12	5:A:737:HIS:CE1	2.50	0.46
6:B:9:SER:HA	6:B:35:ASP:OD1	2.15	0.46
6:B:120:VAL:HG22	6:B:123:TRP:HE1	1.80	0.46
6:B:230:TRP:O	6:B:231:ASN:C	2.52	0.46
6:B:289:LEU:O	20:B:819:CLA:HMC1	2.15	0.46
6:B:290:MET:SD	6:B:291:TYR:CE1	3.08	0.46
6:B:294:ASN:O	11:G:36:PRO:HG2	2.15	0.46
6:B:540:ASP:N	6:B:540:ASP:OD1	2.47	0.46
6:B:693:TRP:CD1	20:B:838:CLA:HMD3	2.49	0.46
6:B:708:VAL:C	6:B:710:LEU:O	2.53	0.46
20:B:835:CLA:O2D	20:B:835:CLA:OBD	2.33	0.46
20:B:849:CLA:HMB3	20:B:850:CLA:CAD	2.45	0.46

Continued on next page...

Continued from previous page...

Atom-1	Atom-2	Interatomic distance (Å)	Clash overlap (Å)
21:F:201:LMU:O5B	21:F:201:LMU:C5'	2.62	0.46
11:G:37:GLU:O	11:G:38:GLN:C	2.52	0.46
16:L:108:LYS:HD3	16:L:132:SER:HB3	1.97	0.46
16:L:123:ARG:HB3	16:L:126:GLN:HG3	1.96	0.46
16:L:162:ASP:OD2	16:L:162:ASP:O	2.33	0.46
21:L:204:LMU:H1B	21:L:204:LMU:H6'2	1.43	0.46
2:2:73:ILE:O	2:2:73:ILE:HG22	2.15	0.46
2:2:102:ILE:HG22	2:2:106:GLU:HG3	1.98	0.46
20:3:307:CLA:C3B	20:3:311:CLA:H11	2.46	0.46
4:4:93:ILE:C	4:4:95:PHE:H	2.17	0.46
5:A:98:PHE:HD1	5:A:99:HIS:CD2	2.32	0.46
5:A:355:HIS:ND1	5:A:416:ILE:HG22	2.24	0.46
5:A:400:MET:CE	5:A:612:VAL:HG11	2.46	0.46
5:A:476:MET:O	5:A:477:PHE:HB2	2.16	0.46
5:A:493:GLN:OE1	5:A:534:LEU:HD11	2.15	0.46
5:A:680:LEU:HB3	20:A:851:CLA:C2	2.45	0.46
20:A:812:CLA:O1D	20:A:813:CLA:HMC1	2.16	0.46
6:B:30:ASP:O	6:B:34:HIS:HD2	1.98	0.46
6:B:334:LEU:HA	20:B:805:CLA:HMD3	1.97	0.46
6:B:350:GLN:O	6:B:353:TYR:CD1	2.69	0.46
6:B:478:LEU:O	6:B:479:SER:HB3	2.15	0.46
6:B:494:LEU:HD12	20:B:833:CLA:CED	2.44	0.46
7:C:77:MET:C	7:C:79:LEU:H	2.13	0.46
7:C:81:TYR:N	7:C:81:TYR:HD1	2.14	0.46
11:G:39:ASN:HA	11:G:40:GLY:O	2.15	0.46
22:I:103:BCR:H11C	22:I:103:BCR:H341	1.71	0.46
16:L:40:LEU:HD12	16:L:40:LEU:H	1.80	0.46
17:N:6:TYR:HD2	17:N:6:TYR:HA	1.69	0.46
17:N:70:GLU:CA	17:N:72:LYS:H	2.26	0.46
18:R:1:UNK:O	18:R:2:UNK:O	2.34	0.46
1:1:160:GLY:HA3	20:1:203:CLA:CBB	2.45	0.46
2:2:120:ASN:ND2	14:J:5:LYS:HD2	2.30	0.46
4:4:88:SER:O	4:4:90:LEU:CA	2.53	0.46
4:4:99:HIS:HD1	4:4:103:ILE:HD13	1.81	0.46
4:4:104:ARG:CG	4:4:105:ARG:N	2.74	0.46
4:4:107:GLN:HA	20:4:302:CLA:C2A	2.45	0.46
5:A:73:GLU:O	5:A:76:ARG:HB2	2.15	0.46
5:A:298:ASP:O	5:A:300:ALA:N	2.49	0.46
5:A:458:PHE:C	5:A:458:PHE:CD1	2.89	0.46
5:A:514:THR:HA	5:A:530:LEU:O	2.15	0.46
5:A:550:HIS:C	5:A:552:THR:O	2.53	0.46

Continued on next page...

Continued from previous page...

Atom-1	Atom-2	Interatomic distance (Å)	Clash overlap (Å)
5:A:616:PHE:O	5:A:620:MET:HB2	2.16	0.46
20:A:823:CLA:HMC1	20:A:823:CLA:HBC2	1.96	0.46
20:A:824:CLA:CED	20:A:825:CLA:HMD2	2.37	0.46
20:A:832:CLA:HBA2	20:A:832:CLA:H3A	1.51	0.46
22:A:847:BCR:C8	20:A:852:CLA:H142	2.45	0.46
6:B:322:LEU:O	6:B:326:ILE:HG22	2.16	0.46
6:B:527:LEU:CD1	6:B:586:THR:HG21	2.43	0.46
6:B:589:TRP:CD1	20:B:849:CLA:H152	2.51	0.46
6:B:590:VAL:HG21	20:B:835:CLA:HBB2	1.98	0.46
6:B:596:TRP:HZ3	6:B:613:SER:CB	2.28	0.46
6:B:732:LYS:C	6:B:733:PHE:O	2.53	0.46
20:B:824:CLA:H122	22:B:845:BCR:C12	2.46	0.46
8:D:137:ILE:H	8:D:137:ILE:HG13	1.41	0.46
10:F:34:ASP:O	10:F:34:ASP:OD2	2.33	0.46
10:F:41:ALA:O	10:F:44:ALA:O	2.33	0.46
10:F:145:LEU:C	10:F:146:ASN:ND2	2.69	0.46
11:G:16:LEU:HD12	11:G:17:PHE:CZ	2.48	0.46
11:G:48:ASP:CB	11:G:49:THR:CB	2.91	0.46
12:H:29:PRO:O	12:H:30:SER:OG	2.28	0.46
16:L:40:LEU:CB	16:L:41:PRO:HD3	2.37	0.46
16:L:62:PHE:HE2	20:L:209:CLA:H2A	1.81	0.46
17:N:42:PHE:CG	17:N:43:PRO:N	2.79	0.46
21:R:102:LMU:C6'	21:R:102:LMU:C1B	2.93	0.46
21:R:104:LMU:O3B	21:R:104:LMU:H6'2	2.12	0.46
1:1:63:LEU:CD2	1:1:64:GLY:CA	2.84	0.46
21:1:219:LMU:O2'	21:1:219:LMU:O6B	2.29	0.46
2:2:102:ILE:HD13	2:2:102:ILE:N	2.31	0.46
2:2:120:ASN:HB3	14:J:5:LYS:HD2	1.97	0.46
3:3:205:GLY:HA3	5:A:252:ARG:HH12	1.79	0.46
4:4:129:GLY:C	4:4:131:VAL:N	2.68	0.46
5:A:27:ILE:C	5:A:28:LYS:CG	2.83	0.46
5:A:107:GLU:O	5:A:110:LEU:HG	2.15	0.46
5:A:265:GLY:HA2	5:A:272:LEU:CD2	2.46	0.46
5:A:684:PHE:HD2	5:A:685:VAL:CA	2.27	0.46
20:A:811:CLA:H141	20:A:811:CLA:H171	1.97	0.46
20:A:812:CLA:HBD	20:A:812:CLA:HAA1	1.95	0.46
20:A:822:CLA:CBB	22:A:845:BCR:H352	2.29	0.46
20:A:852:CLA:H93	6:B:431:PHE:CD1	2.51	0.46
6:B:176:ASN:ND2	6:B:293:THR:OG1	2.47	0.46
6:B:431:PHE:CD2	20:B:830:CLA:HMA3	2.50	0.46
6:B:514:PRO:HG2	10:F:70:HIS:CE1	2.49	0.46

Continued on next page...

Continued from previous page...

Atom-1	Atom-2	Interatomic distance (Å)	Clash overlap (Å)
20:B:805:CLA:H92	20:B:822:CLA:O1A	2.16	0.46
7:C:52:LYS:C	7:C:54:CYS:H	2.17	0.46
14:J:2:ARG:CG	14:J:2:ARG:HH11	2.29	0.46
20:K:101:CLA:HAA2	20:K:101:CLA:HBD	1.96	0.46
16:L:56:VAL:CG1	20:L:208:CLA:CED	2.87	0.46
16:L:151:VAL:O	16:L:154:ALA:HB3	2.15	0.46
17:N:59:PRO:CB	17:N:75:TYR:CE1	2.95	0.46
1:1:185:TRP:HB3	1:1:186:HIS:NE2	2.31	0.46
2:2:191:ASN:HD21	2:2:194:ALA:HA	1.80	0.46
20:2:307:CLA:H2A	20:2:307:CLA:H2	1.97	0.46
3:3:56:TYR:HD1	3:3:185:LYS:CE	2.29	0.46
20:3:311:CLA:H141	20:3:311:CLA:H162	1.59	0.46
4:4:72:VAL:O	4:4:72:VAL:HG22	2.15	0.46
4:4:83:TYR:HB3	4:4:84:PHE:H	1.72	0.46
5:A:223:VAL:HG12	5:A:224:HIS:H	1.80	0.46
5:A:249:ILE:CG2	5:A:251:ASN:OD1	2.64	0.46
5:A:425:THR:O	5:A:427:ARG:CD	2.64	0.46
5:A:499:ALA:HB3	20:A:832:CLA:CED	2.45	0.46
5:A:636:HIS:O	5:A:637:ILE:C	2.53	0.46
5:A:680:LEU:HD12	20:A:851:CLA:O2A	2.16	0.46
20:A:819:CLA:H43	20:A:822:CLA:C2	2.45	0.46
6:B:377:TYR:O	6:B:378:ILE:CB	2.62	0.46
6:B:454:LEU:HD12	6:B:454:LEU:H	1.80	0.46
6:B:461:GLN:HE21	6:B:461:GLN:HB3	1.61	0.46
6:B:500:ALA:C	6:B:501:ILE:HG12	2.36	0.46
9:E:83:ALA:O	9:E:86:GLU:CG	2.49	0.46
11:G:57:LEU:O	11:G:57:LEU:HD22	2.16	0.46
14:J:21:SER:O	14:J:23:ALA:N	2.48	0.46
16:L:163:LEU:CD1	16:L:164:PRO:CB	2.47	0.46
2:2:42:ARG:CA	2:2:45:VAL:CB	2.84	0.46
2:2:73:ILE:CD1	2:2:75:ASN:HB2	2.46	0.46
3:3:84:ILE:O	3:3:84:ILE:HG23	2.16	0.46
20:3:311:CLA:H71	20:3:311:CLA:H112	1.47	0.46
4:4:103:ILE:HB	20:4:303:CLA:HMD1	1.96	0.46
5:A:208:ALA:HB2	5:A:314:GLY:CA	2.38	0.46
5:A:308:ILE:HD13	20:A:816:CLA:C9	2.38	0.46
5:A:361:ASN:ND2	5:A:361:ASN:C	2.69	0.46
20:A:803:CLA:HBC3	20:A:803:CLA:CHD	2.46	0.46
20:A:804:CLA:HBA2	20:A:811:CLA:C6	2.44	0.46
20:A:824:CLA:CMA	20:A:825:CLA:CGA	2.93	0.46
20:A:835:CLA:H203	20:L:202:CLA:HBB2	1.98	0.46

Continued on next page...

Continued from previous page...

Atom-1	Atom-2	Interatomic distance (Å)	Clash overlap (Å)
22:A:843:BCR:C12	22:A:843:BCR:C34	2.86	0.46
6:B:53:GLN:NE2	20:B:804:CLA:HBB1	2.30	0.46
6:B:172:GLU:O	6:B:173:SER:C	2.54	0.46
6:B:429:LEU:HD11	20:B:836:CLA:HMB3	1.96	0.46
6:B:580:VAL:HG11	6:B:710:LEU:HD11	1.97	0.46
20:B:803:CLA:H71	20:B:803:CLA:C2C	2.45	0.46
20:B:826:CLA:H101	22:B:844:BCR:C34	2.44	0.46
21:H:108:LMU:H81	21:H:108:LMU:C2	2.40	0.46
16:L:126:GLN:N	16:L:127:PRO:CD	2.78	0.46
17:N:27:ALA:O	17:N:28:ASN:C	2.54	0.46
1:1:59:VAL:HG12	1:1:60:PRO:N	2.26	0.46
2:2:157:LYS:HA	2:2:159:LEU:CD2	2.46	0.46
21:2:319:LMU:H21	21:2:319:LMU:H52	1.68	0.46
4:4:51:ALA:O	4:4:55:VAL:HG13	2.16	0.46
4:4:191:ASN:O	4:4:191:ASN:CG	2.52	0.46
5:A:24:ARG:CD	5:A:24:ARG:N	2.76	0.46
5:A:76:ARG:C	5:A:186:TYR:HD2	2.19	0.46
5:A:334:HIS:HD2	20:A:820:CLA:NB	2.14	0.46
5:A:334:HIS:CD2	20:A:820:CLA:NB	2.84	0.46
5:A:358:LEU:HD11	5:A:413:HIS:HB2	1.90	0.46
5:A:369:THR:O	5:A:372:VAL:HG23	2.16	0.46
5:A:397:THR:HB	5:A:613:ILE:HG13	1.96	0.46
5:A:613:ILE:HG22	5:A:614:PHE:N	2.29	0.46
6:B:57:ILE:HG22	6:B:58:PHE:CD1	2.50	0.46
6:B:278:LEU:CD1	20:B:814:CLA:HMA2	2.39	0.46
6:B:292:ARG:NH2	20:B:818:CLA:HED1	2.31	0.46
6:B:486:LEU:CD1	20:B:833:CLA:HMD3	2.45	0.46
6:B:596:TRP:CZ3	6:B:613:SER:CB	2.98	0.46
6:B:629:SER:O	6:B:630:GLN:C	2.53	0.46
20:B:832:CLA:HBA2	20:B:832:CLA:H3A	1.47	0.46
22:B:843:BCR:H11C	22:B:843:BCR:H341	1.68	0.46
7:C:26:LEU:O	7:C:43:PRO:HB3	2.16	0.46
7:C:28:MET:SD	8:D:122:LYS:O	2.74	0.46
12:H:53:LEU:HG	12:H:54:LEU:N	2.22	0.46
21:K:106:LMU:O1B	21:K:106:LMU:O6'	2.30	0.46
21:R:103:LMU:H1'	21:R:103:LMU:C4	2.43	0.46
2:2:171:MET:SD	2:2:172:LEU:CG	3.00	0.46
2:2:196:HIS:HB3	2:2:197:LEU:H	1.50	0.46
20:2:316:CLA:H111	20:2:316:CLA:H71	1.58	0.46
4:4:72:VAL:N	4:4:73:PRO:CD	2.78	0.46
5:A:73:GLU:O	5:A:74:ILE:C	2.54	0.46

Continued on next page...

Continued from previous page...

Atom-1	Atom-2	Interatomic distance (Å)	Clash overlap (Å)
5:A:462:ILE:O	5:A:466:THR:OG1	2.32	0.46
5:A:746:THR:HG1	20:A:850:CLA:CGD	2.24	0.46
20:A:806:CLA:C7	20:A:806:CLA:C2	2.94	0.46
20:A:824:CLA:H93	22:A:846:BCR:H10C	1.97	0.46
6:B:164:SER:HB2	6:B:167:TRP:CE3	2.51	0.46
6:B:167:TRP:HB2	11:G:41:MET:HE3	1.97	0.46
6:B:318:GLY:HA3	6:B:405:ASP:OD2	2.15	0.46
6:B:415:LYS:HG3	6:B:416:GLU:OE2	2.15	0.46
6:B:442:VAL:O	6:B:446:PHE:HB2	2.16	0.46
6:B:721:TYR:HA	6:B:724:PHE:HB3	1.97	0.46
9:E:58:ASP:OD1	9:E:58:ASP:N	2.29	0.46
22:F:203:BCR:H24C	22:F:203:BCR:H371	1.51	0.46
11:G:10:LEU:HD23	11:G:13:GLY:HA3	1.98	0.46
11:G:24:PHE:C	11:G:26:PHE:N	2.69	0.46
20:H:109:CLA:H2A	20:H:109:CLA:O1D	2.16	0.46
16:L:158:MET:CG	16:L:159:TYR:N	2.75	0.46
19:O:2:FRU:O4	19:O:2:FRU:O2	2.34	0.46
2:2:44:ASN:HD21	14:J:1:MET:CB	2.09	0.46
21:3:322:LMU:H32	21:3:322:LMU:C7	2.23	0.46
4:4:116:ASN:HB3	4:4:118:ASP:OD1	2.16	0.46
20:4:307:CLA:HAA2	20:4:307:CLA:O2D	2.14	0.46
5:A:457:SER:HG	5:A:544:ILE:HA	1.80	0.46
5:A:531:PRO:O	5:A:532:ILE:HG23	2.16	0.46
5:A:593:SER:O	5:A:594:ALA:HB2	2.15	0.46
5:A:656:PHE:O	5:A:658:TRP:N	2.49	0.46
5:A:660:GLN:O	5:A:661:ALA:HB2	2.14	0.46
5:A:709:TRP:CZ3	6:B:417:ALA:HA	2.50	0.46
20:A:806:CLA:H11	20:A:828:CLA:O2A	2.16	0.46
20:A:822:CLA:NB	22:A:845:BCR:C15	2.78	0.46
22:A:843:BCR:C31	22:A:843:BCR:C8	2.65	0.46
6:B:224:PRO:CA	6:B:227:THR:OG1	2.63	0.46
6:B:389:HIS:HE1	20:B:827:CLA:NC	2.14	0.46
6:B:399:ASN:O	6:B:399:ASN:OD1	2.34	0.46
6:B:544:SER:O	6:B:547:MET:C	2.55	0.46
6:B:568:CYS:C	6:B:570:ILE:HG23	2.36	0.46
6:B:700:LEU:HD23	6:B:700:LEU:H	1.80	0.46
10:F:72:ILE:O	10:F:73:VAL:HG12	2.16	0.46
10:F:149:LEU:CD2	10:F:153:ASN:HD21	2.28	0.46
20:G:102:CLA:H3A	20:G:102:CLA:H2	1.98	0.46
12:H:66:THR:N	12:H:69:SER:HB3	2.29	0.46
26:H:111:UNL:O1'	26:H:111:UNL:O3'	2.28	0.46

Continued on next page...

Continued from previous page...

Atom-1	Atom-2	Interatomic distance (Å)	Clash overlap (Å)
16:L:61:GLY:O	16:L:63:LEU:N	2.49	0.46
17:N:45:ASN:CG	17:N:57:LYS:NZ	2.69	0.46
2:2:125:PHE:O	2:2:127:ASN:HA	2.15	0.46
2:2:191:ASN:CG	2:2:191:ASN:O	2.53	0.46
3:3:56:TYR:HD1	3:3:185:LYS:NZ	2.12	0.46
3:3:66:MET:CE	3:3:69:ALA:HB3	2.46	0.46
3:3:112:THR:C	3:3:114:PHE:N	2.69	0.46
3:3:162:PRO:HG2	3:3:164:PHE:CG	2.51	0.46
3:3:165:ASN:HD22	3:3:165:ASN:HA	1.59	0.46
4:4:69:ILE:O	4:4:71:ASN:HB2	2.16	0.46
4:4:101:VAL:O	4:4:104:ARG:HD3	2.15	0.46
4:4:103:ILE:CB	20:4:303:CLA:HMD1	2.46	0.46
4:4:142:ASN:C	4:4:143:PHE:CG	2.89	0.46
20:4:305:CLA:HAA1	20:F:206:CLA:H12	1.97	0.46
5:A:22:VAL:H	5:A:23:ASP:C	2.19	0.46
5:A:49:ASP:HB2	5:A:720:THR:HA	1.97	0.46
5:A:296:LEU:C	5:A:298:ASP:N	2.68	0.46
5:A:374:GLN:C	5:A:376:MET:N	2.68	0.46
5:A:405:PHE:O	20:A:828:CLA:HMC1	2.15	0.46
5:A:584:PRO:HG3	6:B:559:CYS:SG	2.56	0.46
5:A:645:SER:O	5:A:651:GLY:HA3	2.15	0.46
20:A:818:CLA:ND	20:A:827:CLA:H72	2.31	0.46
20:A:819:CLA:H121	22:A:846:BCR:H23C	1.97	0.46
6:B:256:THR:HG22	6:B:271:THR:OG1	2.16	0.46
6:B:275:HIS:HD2	20:B:814:CLA:HMA3	1.81	0.46
6:B:336:LEU:HD13	20:B:822:CLA:CBB	2.45	0.46
6:B:435:GLY:HA3	20:B:831:CLA:CBB	2.46	0.46
6:B:518:LEU:O	6:B:521:HIS:N	2.41	0.46
6:B:714:SER:O	6:B:718:ILE:HG22	2.16	0.46
20:B:813:CLA:HMA1	22:B:844:BCR:H372	1.98	0.46
10:F:22:LEU:CB	10:F:25:LEU:HD13	2.46	0.46
10:F:37:ALA:N	10:F:38:PRO:HD3	2.31	0.46
10:F:63:CYS:CA	10:F:69:PRO:HA	2.43	0.46
10:F:78:ARG:O	10:F:80:TRP:CD1	2.69	0.46
11:G:28:ARG:CG	11:G:29:GLU:CB	2.94	0.46
13:I:15:LEU:HD12	13:I:18:ALA:HB3	1.98	0.46
15:K:24:PHE:CG	15:K:52:PRO:CG	2.99	0.46
21:K:106:LMU:O6'	21:K:106:LMU:O2B	2.30	0.46
1:1:34:ALA:O	1:1:35:ASN:C	2.55	0.45
1:1:64:GLY:C	1:1:66:GLY:N	2.69	0.45
2:2:102:ILE:CG2	2:2:106:GLU:HG3	2.46	0.45

Continued on next page...

Continued from previous page...

Atom-1	Atom-2	Interatomic distance (Å)	Clash overlap (Å)
2:2:128:ASN:O	2:2:129:LYS:C	2.54	0.45
3:3:106:TYR:O	3:3:107:TRP:C	2.54	0.45
3:3:132:TRP:HZ3	3:3:155:GLU:CD	1.82	0.45
3:3:188:ARG:HA	3:3:191:MET:HB2	1.97	0.45
5:A:72:GLU:HB2	5:A:73:GLU:H	1.55	0.45
5:A:126:ILE:O	5:A:129:GLN:HB2	2.16	0.45
5:A:302:HIS:O	5:A:306:ILE:CG1	2.51	0.45
5:A:552:THR:O	5:A:553:VAL:HB	2.16	0.45
5:A:685:VAL:CG1	5:A:741:GLY:CA	2.94	0.45
5:A:707:ILE:HG12	5:A:707:ILE:H	1.54	0.45
5:A:708:VAL:N	5:A:711:HIS:HD2	2.14	0.45
22:A:844:BCR:C31	22:A:844:BCR:C8	2.94	0.45
6:B:60:TRP:CD1	20:B:806:CLA:HBC1	2.51	0.45
6:B:193:HIS:CD2	20:B:812:CLA:NB	2.84	0.45
6:B:260:GLY:HA2	6:B:497:TRP:CE2	2.51	0.45
6:B:354:SER:OG	20:B:824:CLA:CBC	2.64	0.45
6:B:556:SER:HA	6:B:558:PRO:HD3	1.98	0.45
6:B:721:TYR:N	20:B:849:CLA:O1D	2.49	0.45
22:B:843:BCR:HC8	22:B:843:BCR:H331	1.95	0.45
21:B:847:LMU:O6B	21:B:847:LMU:O2'	2.30	0.45
20:B:849:CLA:HMB3	20:B:850:CLA:OBD	2.16	0.45
8:D:102:ARG:NH2	8:D:110:GLN:HB2	2.30	0.45
8:D:146:VAL:HG21	8:D:152:GLN:HG3	1.98	0.45
10:F:115:THR:O	10:F:116:GLN:CB	2.63	0.45
10:F:116:GLN:HA	10:F:118:GLU:OE1	2.16	0.45
10:F:123:VAL:CB	10:F:126:ALA:O	2.64	0.45
12:H:77:LEU:HD23	12:H:78:PRO:CD	2.46	0.45
16:L:59:ALA:HB2	20:L:207:CLA:HMA1	1.97	0.45
16:L:123:ARG:NE	16:L:123:ARG:CA	2.71	0.45
20:L:209:CLA:HHD	20:L:209:CLA:HBC2	1.88	0.45
17:N:7:LEU:O	17:N:8:GLU:HB2	2.16	0.45
19:O:1:GLC:C2	19:O:1:GLC:C6	2.87	0.45
1:1:34:ALA:O	1:1:38:ARG:N	2.40	0.45
2:2:39:GLU:CA	2:2:40:SER:CB	2.71	0.45
3:3:114:PHE:HD1	20:3:309:CLA:CHA	2.27	0.45
5:A:122:VAL:HG22	5:A:142:GLY:CA	2.46	0.45
5:A:368:LEU:HD12	20:A:825:CLA:H62	1.98	0.45
5:A:637:ILE:H	5:A:637:ILE:HG12	1.52	0.45
5:A:660:GLN:O	5:A:661:ALA:HB3	2.15	0.45
5:A:669:GLY:H	6:B:445:ALA:CA	2.24	0.45
20:A:805:CLA:H202	20:A:805:CLA:H161	1.61	0.45

Continued on next page...

Continued from previous page...

Atom-1	Atom-2	Interatomic distance (Å)	Clash overlap (Å)
20:A:840:CLA:HBA2	20:A:840:CLA:CED	2.46	0.45
6:B:103:ALA:HA	6:B:105:THR:O	2.17	0.45
6:B:221:GLY:C	6:B:223:GLY:N	2.69	0.45
6:B:428:PHE:HE1	20:B:830:CLA:HMD3	1.80	0.45
6:B:439:HIS:NE2	6:B:443:MET:SD	2.89	0.45
23:B:841:PQN:H192	22:B:846:BCR:HC8	1.95	0.45
8:D:31:GLY:CA	16:L:13:PRO:HB3	2.44	0.45
8:D:132:LEU:HD12	8:D:136:SER:OG	2.17	0.45
10:F:26:GLN:O	10:F:28:SER:N	2.49	0.45
10:F:102:ARG:NH1	10:F:106:ILE:HD12	2.31	0.45
11:G:57:LEU:O	11:G:57:LEU:CD2	2.64	0.45
21:H:108:LMU:H41	21:H:108:LMU:H71	1.78	0.45
21:H:108:LMU:H6'2	21:H:108:LMU:H1B	1.08	0.45
14:J:31:ARG:O	14:J:34:PRO:HG3	2.17	0.45
16:L:50:LEU:HD23	16:L:51:LEU:H	1.81	0.45
17:N:42:PHE:N	17:N:43:PRO:CD	2.58	0.45
2:2:41:LEU:C	2:2:42:ARG:HD3	2.36	0.45
3:3:90:LEU:HD12	3:3:90:LEU:N	2.31	0.45
4:4:75:TRP:CD1	20:4:311:CLA:CHD	2.99	0.45
20:4:311:CLA:HBA2	20:4:311:CLA:CBD	2.47	0.45
21:4:320:LMU:H3'	21:4:320:LMU:O6B	2.17	0.45
5:A:128:GLY:HA3	6:B:446:PHE:HD2	1.79	0.45
5:A:284:ARG:HG3	5:A:295:TRP:CB	2.47	0.45
5:A:377:TYR:CD1	5:A:616:PHE:CE1	3.02	0.45
5:A:551:VAL:HG21	5:A:604:TRP:CZ2	2.51	0.45
5:A:606:TYR:OH	20:A:850:CLA:HED3	2.17	0.45
5:A:657:LEU:HD13	20:A:850:CLA:H93	1.99	0.45
6:B:15:ASP:OD2	6:B:15:ASP:C	2.55	0.45
6:B:138:GLY:H	6:B:140:ILE:HG12	1.80	0.45
6:B:319:HIS:O	6:B:320:LYS:O	2.34	0.45
6:B:551:LYS:HG2	6:B:552:ASP:H	1.79	0.45
6:B:561:GLY:HA3	7:C:52:LYS:CB	2.46	0.45
6:B:638:LEU:HD22	6:B:638:LEU:N	2.31	0.45
23:B:841:PQN:H2M1	23:B:841:PQN:H111	1.67	0.45
10:F:24:LYS:N	10:F:24:LYS:HE3	2.24	0.45
12:H:24:TYR:HB3	12:H:25:GLY:H	1.60	0.45
20:H:103:CLA:HBD	20:H:103:CLA:HAA2	1.97	0.45
20:3:311:CLA:O2D	20:3:311:CLA:OBD	2.29	0.45
4:4:169:GLN:HE22	20:4:305:CLA:HHD	1.73	0.45
5:A:57:LEU:HD22	5:A:58:HIS:CD2	2.51	0.45
5:A:73:GLU:O	5:A:76:ARG:CA	2.64	0.45

Continued on next page...

Continued from previous page...

Atom-1	Atom-2	Interatomic distance (Å)	Clash overlap (Å)
5:A:207:LEU:HD11	5:A:313:ALA:HB1	1.98	0.45
5:A:260:PRO:HG3	5:A:277:TYR:CZ	2.51	0.45
5:A:707:ILE:HG22	5:A:711:HIS:CD2	2.50	0.45
20:A:804:CLA:HMC3	20:A:806:CLA:CED	2.47	0.45
20:A:837:CLA:H3A	20:A:837:CLA:HBA1	1.66	0.45
6:B:180:SER:O	6:B:181:GLY:C	2.54	0.45
6:B:290:MET:CA	20:B:819:CLA:HAC2	2.44	0.45
6:B:336:LEU:CD1	20:B:822:CLA:CBB	2.95	0.45
6:B:513:GLY:O	6:B:516:ASP:OD1	2.34	0.45
6:B:626:LEU:O	6:B:627:ASN:CB	2.64	0.45
20:B:806:CLA:CBC	20:B:825:CLA:CMD	2.95	0.45
20:B:831:CLA:H3A	20:B:831:CLA:HBA1	1.66	0.45
20:B:839:CLA:HHD	23:B:841:PQN:H18	1.98	0.45
8:D:46:TYR:N	8:D:46:TYR:HD2	2.11	0.45
8:D:75:LEU:HD21	16:L:19:PHE:CE1	2.51	0.45
10:F:22:LEU:HA	10:F:25:LEU:CD1	2.47	0.45
10:F:104:TYR:OH	10:F:121:ILE:HA	2.17	0.45
14:J:32:PHE:HE2	14:J:33:PHE:CE1	2.35	0.45
16:L:161:LEU:CD1	16:L:162:ASP:O	2.63	0.45
21:R:109:LMU:H22	21:R:109:LMU:O2'	2.17	0.45
1:1:57:ILE:C	1:1:57:ILE:CD1	2.29	0.45
20:1:210:CLA:HAA2	20:1:210:CLA:CBD	2.44	0.45
21:1:217:LMU:H11	21:1:217:LMU:H2O2	1.74	0.45
2:2:54:TRP:CZ2	2:2:109:ARG:CB	2.99	0.45
2:2:108:ARG:HA	2:2:108:ARG:HD3	1.75	0.45
3:3:84:ILE:HG13	20:3:302:CLA:O1A	2.15	0.45
20:4:306:CLA:HAA2	20:4:306:CLA:CBD	2.46	0.45
5:A:257:GLN:O	5:A:258:LEU:CB	2.65	0.45
5:A:351:THR:O	20:A:823:CLA:H201	2.17	0.45
5:A:372:VAL:HG22	20:A:818:CLA:H41	1.96	0.45
5:A:499:ALA:O	5:A:501:GLY:N	2.38	0.45
5:A:575:LEU:H	5:A:575:LEU:HD12	1.81	0.45
5:A:680:LEU:CD2	6:B:617:MET:HB2	2.46	0.45
5:A:693:LEU:HD11	5:A:738:TYR:HD1	1.78	0.45
5:A:705:GLU:O	5:A:706:SER:C	2.55	0.45
20:A:808:CLA:H111	22:J:102:BCR:C10	2.46	0.45
20:A:808:CLA:ND	20:A:826:CLA:C4	2.79	0.45
20:A:810:CLA:HBB2	20:A:813:CLA:HMA3	1.97	0.45
22:A:845:BCR:C8	22:A:845:BCR:H321	2.47	0.45
6:B:353:TYR:CB	6:B:594:TRP:CH2	2.99	0.45
6:B:535:VAL:O	6:B:539:LEU:HB2	2.17	0.45

Continued on next page...

Continued from previous page...

Atom-1	Atom-2	Interatomic distance (Å)	Clash overlap (Å)
6:B:557:PHE:CD2	6:B:557:PHE:O	2.69	0.45
6:B:668:ARG:NH1	6:B:672:GLN:HG2	2.31	0.45
20:B:817:CLA:C2	20:B:822:CLA:H92	2.45	0.45
22:B:842:BCR:H15C	22:B:842:BCR:H351	1.77	0.45
8:D:99:GLN:HG2	8:D:101:TYR:CE2	2.52	0.45
8:D:113:HIS:HD2	8:D:113:HIS:O	2.00	0.45
10:F:99:TRP:CZ3	10:F:140:ALA:HB2	2.52	0.45
11:G:16:LEU:CA	11:G:68:ILE:HG13	2.45	0.45
22:I:103:BCR:C39	22:L:210:BCR:C40	2.94	0.45
16:L:56:VAL:HG13	20:L:208:CLA:HED2	1.96	0.45
22:L:210:BCR:H11C	22:L:210:BCR:H341	1.83	0.45
21:R:103:LMU:H12	21:R:103:LMU:H6'	1.80	0.45
2:2:209:THR:O	2:2:209:THR:CG2	2.64	0.45
20:2:303:CLA:O2D	20:2:303:CLA:OBD	2.35	0.45
20:2:322:CLA:C4	20:2:322:CLA:C8	2.75	0.45
3:3:164:PHE:HD1	3:3:164:PHE:HA	1.71	0.45
5:A:34:TRP:O	5:A:35:ALA:CB	2.65	0.45
5:A:347:TYR:CE1	5:A:417:PHE:CZ	3.04	0.45
5:A:401:TRP:CB	20:A:826:CLA:HMC3	2.47	0.45
5:A:499:ALA:CB	20:A:832:CLA:O2D	2.64	0.45
5:A:555:ILE:H	5:A:555:ILE:HG12	1.46	0.45
5:A:672:LEU:HD23	5:A:673:SER:H	1.81	0.45
5:A:683:HIS:O	20:A:851:CLA:HAA2	2.17	0.45
20:A:839:CLA:H62	20:A:839:CLA:H41	1.45	0.45
6:B:141:PHE:O	6:B:142:LEU:C	2.55	0.45
6:B:167:TRP:O	6:B:167:TRP:CD2	2.70	0.45
6:B:176:ASN:ND2	6:B:291:TYR:O	2.48	0.45
6:B:216:LEU:O	6:B:217:PRO:C	2.54	0.45
6:B:369:ALA:C	6:B:725:LEU:HD11	2.36	0.45
6:B:393:PHE:CE2	6:B:398:TYR:HB2	2.52	0.45
6:B:395:ILE:H	6:B:395:ILE:HG13	1.72	0.45
6:B:424:TRP:CH2	20:B:829:CLA:HAC1	2.52	0.45
6:B:535:VAL:CG1	6:B:536:LYS:H	2.30	0.45
20:B:824:CLA:H202	20:B:824:CLA:H162	1.64	0.45
20:B:826:CLA:H3A	20:B:826:CLA:HBA2	1.54	0.45
8:D:40:ALA:O	8:D:45:PHE:CD2	2.69	0.45
10:F:131:PHE:CE1	19:W:2:FRU:O3	2.66	0.45
12:H:42:THR:HG22	12:H:45:ALA:CB	2.43	0.45
16:L:162:ASP:C	16:L:162:ASP:OD2	2.54	0.45
17:N:40:CYS:N	17:N:41:LYS:CA	2.79	0.45
17:N:59:PRO:HA	17:N:66:ASP:OD1	2.15	0.45

Continued on next page...

Continued from previous page...

Atom-1	Atom-2	Interatomic distance (Å)	Clash overlap (Å)
4:4:30:LEU:CD1	21:4:317:LMU:C12	2.94	0.45
4:4:101:VAL:O	4:4:104:ARG:CD	2.64	0.45
4:4:164:LEU:O	4:4:166:PHE:N	2.50	0.45
20:4:306:CLA:HBC2	20:4:306:CLA:HMC1	0.67	0.45
5:A:430:ASP:C	5:A:432:LEU:H	2.19	0.45
5:A:472:ARG:O	5:A:474:GLN:CB	2.65	0.45
20:A:815:CLA:O1A	20:A:815:CLA:C1A	2.63	0.45
20:A:824:CLA:C4	20:A:835:CLA:HBA1	2.46	0.45
20:A:826:CLA:C20	22:J:102:BCR:C15	2.93	0.45
20:A:826:CLA:H18	20:A:826:CLA:H122	1.98	0.45
22:A:845:BCR:H11C	22:A:845:BCR:H341	1.71	0.45
6:B:57:ILE:HG12	20:B:806:CLA:HMC2	1.98	0.45
6:B:199:ILE:N	6:B:200:PRO:HD2	2.31	0.45
6:B:347:LEU:HD21	6:B:351:HIS:CE1	2.40	0.45
8:D:139:LYS:HG2	8:D:141:VAL:HG22	1.97	0.45
10:F:23:LYS:HB3	10:F:24:LYS:NZ	2.19	0.45
11:G:33:LYS:O	11:G:34:GLN:HG2	2.15	0.45
21:G:101:LMU:H1B	21:G:101:LMU:H4B	1.57	0.45
17:N:62:SER:HB3	17:N:66:ASP:N	2.31	0.45
17:N:78:GLY:O	17:N:82:PHE:CE2	2.70	0.45
19:Y:1:GLC:O2	19:Y:1:GLC:O4	2.28	0.45
1:1:24:PHE:CB	6:B:314:ARG:NH2	2.70	0.45
2:2:102:ILE:HG13	20:2:312:CLA:CMD	2.43	0.45
2:2:127:ASN:HD21	14:J:7:TYR:CA	2.18	0.45
2:2:169:LEU:HD11	20:2:305:CLA:C1C	2.47	0.45
3:3:94:ARG:HG2	3:3:97:PHE:CD1	2.52	0.45
4:4:169:GLN:NE2	4:4:169:GLN:CA	2.68	0.45
20:4:302:CLA:H62	20:4:302:CLA:H41	1.58	0.45
20:4:304:CLA:HBC3	20:4:304:CLA:CMC	2.46	0.45
20:4:319:CLA:HBC3	20:4:319:CLA:CMC	2.12	0.45
5:A:70:ASP:O	5:A:71:LEU:C	2.54	0.45
5:A:83:PHE:HA	5:A:86:LEU:CD2	2.47	0.45
5:A:163:GLN:C	5:A:165:TYR:H	2.19	0.45
5:A:436:LEU:C	5:A:438:HIS:O	2.55	0.45
5:A:438:HIS:NE2	20:A:829:CLA:ND	2.65	0.45
5:A:461:TYR:CD2	5:A:649:ILE:HD12	2.51	0.45
20:A:801:CLA:O1D	20:A:801:CLA:HAA1	2.14	0.45
6:B:77:TRP:O	6:B:81:PRO:HG3	2.17	0.45
6:B:355:LEU:CD2	20:B:824:CLA:HMC2	2.46	0.45
6:B:564:ARG:NH2	7:C:66:ARG:HH12	2.15	0.45
6:B:603:ARG:HB3	6:B:734:GLY:H	1.81	0.45

Continued on next page...

Continued from previous page...

Atom-1	Atom-2	Interatomic distance (Å)	Clash overlap (Å)
20:B:815:CLA:H12	20:B:815:CLA:NA	2.31	0.45
20:B:828:CLA:CAA	20:B:828:CLA:CED	2.89	0.45
9:E:46:PHE:CD2	9:E:47:LYS:N	2.85	0.45
9:E:62:ARG:O	9:E:83:ALA:CB	2.65	0.45
10:F:51:LYS:O	10:F:53:PHE:N	2.45	0.45
10:F:84:ILE:HD13	10:F:84:ILE:N	2.32	0.45
12:H:58:ILE:CD1	16:L:97:MET:SD	2.89	0.45
15:K:52:PRO:HB2	15:K:53:ALA:H	1.52	0.45
17:N:38:GLY:HA3	17:N:46:PHE:HD1	1.80	0.45
1:1:25:ASP:O	1:1:26:PRO:C	2.54	0.45
20:1:202:CLA:H8	20:1:202:CLA:H42	1.70	0.45
2:2:103:GLY:O	2:2:104:TRP:O	2.35	0.45
4:4:89:THR:OG1	4:4:92:VAL:HB	2.16	0.45
4:4:103:ILE:HB	20:4:303:CLA:CMD	2.46	0.45
20:4:310:CLA:C2D	20:4:312:CLA:C2A	2.95	0.45
5:A:164:LEU:HA	5:A:167:THR:CG2	2.43	0.45
5:A:308:ILE:HG21	20:A:816:CLA:CMC	2.47	0.45
5:A:515:TRP:CZ2	20:A:825:CLA:HMC3	2.52	0.45
5:A:539:PHE:O	5:A:539:PHE:CD2	2.65	0.45
5:A:665:ILE:HD12	5:A:666:GLN:N	2.31	0.45
20:A:831:CLA:H41	20:A:831:CLA:H61	1.62	0.45
22:A:847:BCR:H11C	22:A:847:BCR:H341	1.71	0.45
6:B:42:LEU:O	6:B:43:TYR:O	2.35	0.45
6:B:218:TYR:HB3	6:B:219:PRO:HD2	1.99	0.45
6:B:323:TYR:O	6:B:327:ASN:HB2	2.17	0.45
6:B:460:ALA:O	6:B:463:ILE:N	2.50	0.45
6:B:700:LEU:N	23:B:841:PQN:O4	2.43	0.45
20:B:811:CLA:HBC3	20:B:811:CLA:CMC	2.24	0.45
20:B:823:CLA:CAB	20:B:837:CLA:HMA1	2.47	0.45
9:E:60:LYS:HG3	9:E:61:THR:OG1	2.17	0.45
10:F:152:ASN:HD22	10:F:152:ASN:N	2.12	0.45
14:J:26:LEU:H	14:J:28:GLU:H	1.65	0.45
15:K:51:ASP:OD1	15:K:55:PHE:CB	2.65	0.45
20:K:102:CLA:C3A	20:K:102:CLA:CGA	2.93	0.45
16:L:65:VAL:C	16:L:69:VAL:HG22	2.36	0.45
20:L:202:CLA:H72	20:L:203:CLA:CBA	2.47	0.45
21:L:211:LMU:H52	21:L:211:LMU:H82	1.78	0.45
21:L:211:LMU:H81	21:L:211:LMU:O6'	2.16	0.45
17:N:62:SER:OG	17:N:66:ASP:HA	2.17	0.45
2:2:72:GLY:C	2:2:74:LEU:N	2.67	0.45
2:2:115:ASN:N	2:2:115:ASN:HD22	2.13	0.45

Continued on next page...

Continued from previous page...

Atom-1	Atom-2	Interatomic distance (Å)	Clash overlap (Å)
2:2:153:PRO:HB2	2:2:157:LYS:NZ	2.32	0.45
20:3:318:CLA:H41	20:3:318:CLA:H62	1.72	0.45
4:4:93:ILE:HG22	4:4:94:GLU:CA	2.45	0.45
4:4:193:ILE:CG2	14:J:42:PHE:HD1	2.30	0.45
5:A:53:TRP:HA	5:A:56:ASN:ND2	2.32	0.45
5:A:98:PHE:O	5:A:99:HIS:CD2	2.70	0.45
5:A:113:PRO:O	5:A:115:HIS:CD2	2.70	0.45
5:A:163:GLN:O	5:A:165:TYR:N	2.50	0.45
5:A:488:PHE:CZ	5:A:533:PRO:HB3	2.52	0.45
5:A:584:PRO:CB	7:C:67:VAL:HB	2.47	0.45
20:A:808:CLA:HBB2	20:A:809:CLA:C3D	2.47	0.45
20:A:818:CLA:HBA2	20:A:818:CLA:H3A	1.70	0.45
21:A:853:LMU:H22	21:A:853:LMU:H51	1.40	0.45
6:B:47:PHE:CZ	6:B:51:PHE:HE1	2.35	0.45
6:B:80:ASP:HA	6:B:81:PRO:HD3	1.57	0.45
6:B:199:ILE:HG22	6:B:203:ARG:CZ	2.47	0.45
6:B:462:TRP:CZ3	20:B:832:CLA:HBC1	2.51	0.45
6:B:509:PHE:N	6:B:509:PHE:HD2	2.15	0.45
6:B:679:ALA:O	6:B:683:GLU:OE2	2.35	0.45
6:B:710:LEU:O	6:B:712:HIS:N	2.50	0.45
6:B:718:ILE:HD11	20:B:825:CLA:CHC	2.46	0.45
6:B:719:PHE:CE2	20:B:825:CLA:H72	2.52	0.45
20:B:806:CLA:CBC	20:B:825:CLA:HMD3	2.47	0.45
22:B:846:BCR:C38	22:B:846:BCR:C23	2.74	0.45
7:C:12:ILE:HD12	7:C:12:ILE:H	1.80	0.45
8:D:139:LYS:NZ	9:E:41:ARG:NH1	2.64	0.45
1:1:38:ARG:NH2	1:1:139:LYS:HB2	2.31	0.44
20:1:215:CLA:H12	20:1:215:CLA:HBA2	1.60	0.44
21:1:219:LMU:H61	21:1:219:LMU:H31	1.59	0.44
2:2:91:THR:C	2:2:94:LEU:CB	2.86	0.44
2:2:93:THR:HA	2:2:96:ILE:HG12	1.98	0.44
2:2:168:ARG:NH2	2:2:171:MET:CB	2.63	0.44
3:3:93:PHE:HD2	3:3:95:THR:N	2.12	0.44
3:3:111:TYR:HB2	3:3:112:THR:H	1.68	0.44
3:3:194:ILE:HG13	20:3:304:CLA:HMC1	1.90	0.44
4:4:61:PRO:HA	4:4:65:THR:O	2.17	0.44
20:4:307:CLA:HBC3	20:4:307:CLA:CHD	2.47	0.44
5:A:173:VAL:O	5:A:175:ALA:O	2.35	0.44
5:A:363:ALA:O	5:A:367:SER:CB	2.65	0.44
5:A:365:LEU:HD22	20:A:805:CLA:HED3	1.93	0.44
5:A:396:PHE:CE2	5:A:616:PHE:CB	2.93	0.44

Continued on next page...

Continued from previous page...

Atom-1	Atom-2	Interatomic distance (Å)	Clash overlap (Å)
5:A:451:ILE:HD13	20:A:830:CLA:HED1	1.97	0.44
5:A:615:HIS:CE1	20:A:834:CLA:CBC	2.98	0.44
20:A:821:CLA:HAA2	20:A:821:CLA:CGD	2.48	0.44
22:A:844:BCR:H15C	22:A:844:BCR:H351	1.78	0.44
6:B:17:THR:OG1	6:B:18:THR:N	2.50	0.44
6:B:288:GLY:O	6:B:289:LEU:HB2	2.17	0.44
6:B:326:ILE:HG23	20:B:822:CLA:HBC3	1.99	0.44
6:B:347:LEU:HD13	6:B:351:HIS:ND1	2.30	0.44
6:B:355:LEU:HD21	20:B:824:CLA:HMC2	1.99	0.44
6:B:544:SER:N	6:B:547:MET:O	2.47	0.44
6:B:719:PHE:CE2	20:B:825:CLA:C7	3.01	0.44
20:B:804:CLA:O1D	20:B:804:CLA:H2A	2.17	0.44
20:B:806:CLA:HBA1	20:B:806:CLA:H3A	1.70	0.44
20:B:839:CLA:C2	23:B:841:PQN:H251	2.47	0.44
20:B:851:CLA:H202	20:B:851:CLA:H162	1.71	0.44
7:C:5:VAL:CA	7:C:65:VAL:HG22	2.45	0.44
9:E:36:VAL:CG2	9:E:52:VAL:CG2	2.94	0.44
10:F:89:LEU:HD12	10:F:89:LEU:HA	1.87	0.44
10:F:151:ASP:O	10:F:154:PHE:N	2.51	0.44
10:F:152:ASN:ND2	10:F:152:ASN:N	2.64	0.44
15:K:8:ASN:C	15:K:9:LEU:HD23	2.30	0.44
16:L:107:PHE:CB	16:L:109:GLU:OE1	2.61	0.44
20:L:201:CLA:HED3	20:L:201:CLA:H72	1.98	0.44
17:N:53:ALA:O	17:N:54:LYS:CG	2.65	0.44
1:1:181:LEU:HD13	20:1:203:CLA:HAC1	1.99	0.44
20:1:202:CLA:HHD	20:1:202:CLA:HBC2	1.98	0.44
4:4:101:VAL:HG13	4:4:101:VAL:O	2.12	0.44
5:A:187:HIS:CE1	20:A:811:CLA:CHA	2.97	0.44
5:A:336:GLY:HA3	20:A:840:CLA:CMC	2.48	0.44
5:A:349:ILE:HD13	5:A:422:TYR:HB3	1.99	0.44
5:A:370:ILE:CG2	5:A:400:MET:CA	2.85	0.44
5:A:567:ARG:HH11	8:D:34:GLY:C	2.20	0.44
5:A:596:ASP:HA	5:A:599:PHE:CB	2.39	0.44
20:A:807:CLA:HBC2	20:A:807:CLA:HHD	1.98	0.44
20:A:824:CLA:HMB3	22:A:846:BCR:C19	2.47	0.44
20:A:830:CLA:HED1	20:A:841:CLA:O1A	2.16	0.44
20:A:830:CLA:H192	20:B:838:CLA:HMB2	1.99	0.44
20:A:850:CLA:H122	20:A:850:CLA:H162	1.68	0.44
6:B:414:HIS:CD2	6:B:414:HIS:O	2.69	0.44
6:B:467:HIS:CD2	20:B:832:CLA:CGD	3.00	0.44
6:B:661:PHE:HB3	20:B:851:CLA:HMC1	1.97	0.44

Continued on next page...

Continued from previous page...

Atom-1	Atom-2	Interatomic distance (Å)	Clash overlap (Å)
6:B:672:GLN:HE22	6:B:698:VAL:HA	1.83	0.44
20:B:809:CLA:H51	20:B:809:CLA:H8	1.58	0.44
20:B:812:CLA:H162	20:B:812:CLA:H143	1.72	0.44
7:C:9:ASP:HB2	24:C:103:SF4:S3	2.57	0.44
8:D:74:LEU:O	8:D:74:LEU:HG	2.16	0.44
11:G:62:ASP:CB	11:G:63:PRO:HD3	2.42	0.44
14:J:2:ARG:HB3	14:J:7:TYR:CE1	2.53	0.44
14:J:32:PHE:CE2	14:J:33:PHE:CZ	3.03	0.44
20:J:101:CLA:CGD	20:J:101:CLA:O1A	2.65	0.44
21:K:105:LMU:H61	21:K:105:LMU:H31	1.49	0.44
21:K:106:LMU:O6'	21:K:106:LMU:C2B	2.65	0.44
16:L:127:PRO:O	16:L:128:ASP:O	2.36	0.44
20:L:207:CLA:H3A	20:L:207:CLA:HBA2	1.54	0.44
17:N:45:ASN:O	17:N:46:PHE:C	2.50	0.44
21:N:101:LMU:C5	21:N:101:LMU:H91	2.33	0.44
1:1:54:VAL:C	1:1:56:GLY:N	2.71	0.44
20:2:303:CLA:CHD	20:2:303:CLA:H42	2.48	0.44
3:3:49:ILE:CG1	3:3:52:LYS:CB	2.94	0.44
3:3:86:GLN:HB2	3:3:88:THR:CA	2.48	0.44
20:3:302:CLA:HMA3	5:A:246:HIS:HE1	1.80	0.44
20:3:311:CLA:H12	20:3:311:CLA:H51	1.75	0.44
4:4:152:LYS:HA	4:4:154:ILE:CG1	2.48	0.44
5:A:144:GLN:HG3	5:A:145:ILE:H	1.81	0.44
5:A:202:MET:HB3	20:A:823:CLA:HMD3	1.99	0.44
5:A:479:ASP:HA	5:A:536:THR:CG2	2.45	0.44
5:A:550:HIS:CD2	20:A:836:CLA:HMA3	2.52	0.44
5:A:581:CYS:HB2	5:A:590:CYS:O	2.16	0.44
5:A:586:ARG:H	7:C:49:VAL:HG22	1.83	0.44
5:A:729:GLN:O	5:A:732:ALA:HB3	2.17	0.44
6:B:145:LEU:HA	6:B:145:LEU:HD22	1.82	0.44
6:B:179:LEU:O	6:B:284:PHE:O	2.35	0.44
6:B:190:TRP:O	6:B:191:ALA:C	2.56	0.44
6:B:353:TYR:CD1	6:B:594:TRP:HZ3	2.29	0.44
6:B:623:TYR:H	6:B:626:LEU:HB3	1.81	0.44
20:B:823:CLA:C2	20:B:836:CLA:HBA2	2.47	0.44
22:B:845:BCR:H351	22:B:845:BCR:H15C	1.80	0.44
8:D:41:GLN:CD	8:D:41:GLN:C	2.76	0.44
9:E:65:VAL:HG23	9:E:66:VAL:O	2.17	0.44
10:F:33:ALA:C	10:F:35:ASP:H	2.20	0.44
21:G:101:LMU:H82	21:G:101:LMU:H112	1.37	0.44
12:H:40:PHE:O	12:H:41:GLU:C	2.56	0.44

Continued on next page...

Continued from previous page...

Atom-1	Atom-2	Interatomic distance (Å)	Clash overlap (Å)
21:H:106:LMU:H52	21:H:106:LMU:H81	1.36	0.44
15:K:35:THR:HG23	15:K:36:ALA:H	1.82	0.44
17:N:22:LEU:HD23	17:N:22:LEU:O	2.17	0.44
1:1:183:ASP:CB	1:1:184:PRO:HD2	2.47	0.44
2:2:54:TRP:CZ2	2:2:109:ARG:HD3	2.44	0.44
2:2:97:VAL:C	2:2:100:VAL:HG13	2.37	0.44
2:2:98:GLU:OE1	20:2:312:CLA:C4C	2.65	0.44
2:2:116:PRO:O	2:2:135:VAL:O	2.36	0.44
3:3:50:GLU:OE1	3:3:54:LEU:HB2	2.17	0.44
4:4:104:ARG:HD2	20:4:313:CLA:C1C	2.36	0.44
4:4:139:ASN:HD22	4:4:139:ASN:HA	1.64	0.44
4:4:146:THR:HA	4:4:147:LEU:HA	1.62	0.44
5:A:76:ARG:CZ	5:A:192:LYS:CG	2.71	0.44
5:A:130:GLU:HG3	10:F:45:THR:HG21	1.99	0.44
5:A:500:PRO:HA	5:A:504:ALA:HB1	1.98	0.44
5:A:665:ILE:HD13	6:B:621:ARG:HG3	1.99	0.44
20:A:823:CLA:HMD2	20:A:823:CLA:C14	2.34	0.44
20:A:841:CLA:H93	22:L:210:BCR:H321	1.98	0.44
6:B:67:HIS:CD2	6:B:71:GLN:HE22	2.35	0.44
6:B:158:GLN:O	6:B:159:PRO:O	2.36	0.44
6:B:194:LEU:O	6:B:199:ILE:HG13	2.17	0.44
6:B:290:MET:HG3	20:B:819:CLA:CMC	2.47	0.44
6:B:343:VAL:HG12	20:B:824:CLA:H2	2.00	0.44
6:B:662:MET:O	6:B:664:LEU:N	2.51	0.44
6:B:726:ILE:C	6:B:728:SER:N	2.70	0.44
20:B:806:CLA:CBB	20:B:826:CLA:HHC	2.47	0.44
20:B:807:CLA:HMB3	20:I:102:CLA:HMA1	1.98	0.44
7:C:18:VAL:HB	7:C:58:CYS:HB2	2.00	0.44
8:D:152:GLN:HA	8:D:153:PRO:HD2	1.72	0.44
9:E:65:VAL:CG2	9:E:66:VAL:O	2.65	0.44
10:F:62:LEU:HG	10:F:72:ILE:HD11	1.96	0.44
12:H:45:ALA:CB	12:H:46:PRO:CD	2.88	0.44
12:H:75:ASP:HB3	12:H:77:LEU:HG	2.00	0.44
21:H:105:LMU:H42	21:H:105:LMU:H11	1.76	0.44
21:H:106:LMU:C1B	21:H:106:LMU:C1	2.95	0.44
14:J:2:ARG:HH22	14:J:8:LEU:HD22	1.81	0.44
15:K:51:ASP:OD1	15:K:55:PHE:HB2	2.17	0.44
18:R:34:UNK:C	18:R:36:UNK:O	2.66	0.44
21:R:101:LMU:H1B	21:R:101:LMU:H3'	1.30	0.44
2:2:188:PRO:HB2	2:2:189:ILE:HD13	1.98	0.44
20:3:302:CLA:CBC	20:A:814:CLA:C1D	2.95	0.44

Continued on next page...

Continued from previous page...

Atom-1	Atom-2	Interatomic distance (Å)	Clash overlap (Å)
5:A:105:ASN:HB3	5:A:150:PHE:HZ	1.83	0.44
5:A:251:ASN:O	5:A:253:ASP:HB3	2.17	0.44
5:A:363:ALA:N	5:A:410:ALA:CB	2.81	0.44
5:A:432:LEU:O	5:A:435:VAL:N	2.50	0.44
5:A:467:MET:HE1	5:A:475:ASP:C	2.38	0.44
5:A:631:GLN:HG2	5:A:633:VAL:HG13	1.98	0.44
5:A:655:ASP:O	5:A:659:ALA:HB3	2.17	0.44
5:A:664:VAL:HG11	5:A:749:PHE:HA	1.99	0.44
5:A:681:GLY:O	5:A:682:ALA:HB3	2.17	0.44
20:A:817:CLA:C4C	20:A:817:CLA:H62	2.47	0.44
20:A:835:CLA:C1B	20:A:836:CLA:HMD3	2.47	0.44
6:B:32:GLU:N	6:B:42:LEU:HD13	2.33	0.44
6:B:493:TRP:HH2	20:B:815:CLA:H122	1.82	0.44
6:B:693:TRP:CZ2	6:B:697:PRO:HG3	2.52	0.44
21:B:801:LMU:O6'	21:B:801:LMU:O1B	2.30	0.44
20:B:804:CLA:H3A	20:B:804:CLA:HBA2	1.53	0.44
23:B:841:PQN:H142	23:B:841:PQN:C2M	2.47	0.44
7:C:53:ARG:O	7:C:55:GLU:O	2.36	0.44
8:D:21:ASP:HB3	8:D:22:PRO:HD3	1.99	0.44
22:F:203:BCR:C5	20:F:205:CLA:HMA1	2.47	0.44
20:F:206:CLA:OBD	20:F:206:CLA:O2D	2.31	0.44
12:H:11:LEU:HD22	12:H:11:LEU:HA	1.86	0.44
12:H:63:SER:O	12:H:67:TYR:HB3	2.16	0.44
17:N:45:ASN:HD21	17:N:53:ALA:C	2.02	0.44
18:R:50:UNK:HA	18:R:51:UNK:HA	1.69	0.44
2:2:63:PHE:CD1	2:2:64:ILE:N	2.86	0.44
2:2:95:PHE:O	2:2:99:LEU:HD12	2.17	0.44
2:2:178:TRP:CD1	2:2:178:TRP:N	2.84	0.44
20:2:307:CLA:HHD	20:2:307:CLA:HAC2	1.82	0.44
3:3:86:GLN:CB	3:3:88:THR:H	2.31	0.44
20:3:311:CLA:HBA2	20:3:311:CLA:H3A	1.61	0.44
4:4:142:ASN:O	4:4:143:PHE:CD2	2.70	0.44
5:A:154:ARG:NH2	5:A:233:LEU:CD1	2.80	0.44
5:A:179:LEU:O	5:A:179:LEU:HD13	2.17	0.44
5:A:223:VAL:CG1	5:A:224:HIS:H	2.30	0.44
5:A:334:HIS:HD2	20:A:820:CLA:C1B	2.30	0.44
5:A:539:PHE:HE2	5:A:543:HIS:HE1	1.66	0.44
5:A:569:ILE:HG12	5:A:586:ARG:NH1	2.33	0.44
5:A:700:TRP:CE2	23:A:842:PQN:H2M3	2.52	0.44
6:B:182:LEU:HG	6:B:183:PHE:N	2.32	0.44
6:B:247:THR:HG22	6:B:250:ALA:HB3	2.00	0.44

Continued on next page...

Continued from previous page...

Atom-1	Atom-2	Interatomic distance (Å)	Clash overlap (Å)
6:B:309:ILE:HA	6:B:310:PRO:HD3	1.81	0.44
6:B:332:PHE:HE1	6:B:408:LEU:CD2	2.30	0.44
6:B:385:GLY:N	20:B:827:CLA:HBC3	2.33	0.44
6:B:707:LEU:CD1	25:B:848:LMG:H301	2.48	0.44
20:B:835:CLA:HAA1	20:B:836:CLA:HAA2	1.99	0.44
20:B:836:CLA:HBB2	20:B:836:CLA:C8	2.42	0.44
7:C:60:THR:HG21	7:C:64:SER:HB3	1.99	0.44
15:K:47:ILE:HG23	15:K:48:GLN:N	2.28	0.44
16:L:95:LEU:HA	16:L:98:CYS:CB	2.42	0.44
17:N:72:LYS:HD2	17:N:72:LYS:HA	1.57	0.44
18:R:5:UNK:O	18:R:6:UNK:CB	2.65	0.44
18:R:38:UNK:O	18:R:39:UNK:C	2.61	0.44
1:1:27:LEU:HD13	1:1:28:GLY:H	1.83	0.44
1:1:63:LEU:HB2	1:1:65:TYR:N	2.32	0.44
20:1:202:CLA:HBA2	20:1:202:CLA:C2	2.47	0.44
2:2:70:LYS:CG	2:2:73:ILE:HG13	2.33	0.44
3:3:84:ILE:N	20:3:302:CLA:C3	2.65	0.44
3:3:111:TYR:HB2	3:3:112:THR:HG22	2.00	0.44
3:3:112:THR:HG1	3:3:113:LEU:H	1.57	0.44
4:4:94:GLU:C	4:4:95:PHE:CD1	2.91	0.44
4:4:107:GLN:HA	20:4:302:CLA:C3A	2.40	0.44
4:4:122:LYS:HG2	4:4:150:LYS:HE2	1.36	0.44
5:A:79:PHE:CD2	5:A:185:HIS:CD2	2.98	0.44
5:A:306:ILE:O	5:A:309:LEU:N	2.51	0.44
5:A:400:MET:HG3	5:A:609:ILE:HG23	2.00	0.44
5:A:541:VAL:O	5:A:544:ILE:HG22	2.17	0.44
5:A:570:PRO:C	5:A:572:LYS:H	2.21	0.44
5:A:650:ASN:C	5:A:652:TRP:N	2.69	0.44
20:A:809:CLA:HBC3	20:A:809:CLA:CMC	2.48	0.44
20:A:829:CLA:HMB2	20:L:202:CLA:C4D	2.48	0.44
21:A:854:LMU:H72	21:A:854:LMU:H42	1.51	0.44
6:B:167:TRP:CD1	11:G:41:MET:CE	3.01	0.44
6:B:167:TRP:CB	11:G:41:MET:CE	2.90	0.44
6:B:341:LEU:O	6:B:345:THR:OG1	2.17	0.44
6:B:378:ILE:H	6:B:381:PHE:HD1	1.66	0.44
6:B:447:GLY:C	6:B:449:PRO:HD3	2.37	0.44
8:D:94:TYR:O	8:D:95:LYS:NZ	2.33	0.44
9:E:69:PHE:HD2	9:E:71:LYS:H	1.61	0.44
9:E:73:ASN:ND2	9:E:78:SER:HB2	2.33	0.44
10:F:13:GLN:HG3	10:F:66:ASP:H	1.83	0.44
10:F:61:LEU:HD23	10:F:69:PRO:HB3	1.96	0.44

Continued on next page...

Continued from previous page...

Atom-1	Atom-2	Interatomic distance (Å)	Clash overlap (Å)
11:G:28:ARG:NH2	11:G:28:ARG:CG	2.72	0.44
11:G:88:THR:HG23	11:G:91:ASN:O	2.17	0.44
14:J:10:VAL:CG2	14:J:14:LEU:HD12	2.48	0.44
15:K:27:ALA:HB1	15:K:28:PRO:HD3	1.96	0.44
16:L:66:GLY:HA3	20:L:209:CLA:C4B	2.45	0.44
17:N:84:LYS:HA	17:N:85:TRP:HA	1.46	0.44
4:4:75:TRP:HB2	20:4:311:CLA:CMD	2.44	0.44
4:4:149:ALA:C	4:4:151:GLU:HG3	2.38	0.44
4:4:151:GLU:CA	4:4:154:ILE:H	2.27	0.44
5:A:131:ILE:HG21	6:B:446:PHE:HA	1.99	0.44
5:A:143:ILE:HG12	20:A:808:CLA:HBC2	2.00	0.44
5:A:212:GLY:O	5:A:214:GLY:N	2.51	0.44
5:A:316:MET:CA	5:A:317:TYR:CB	2.94	0.44
5:A:390:ALA:HA	5:A:393:LEU:HD21	1.97	0.44
5:A:547:PHE:CD1	5:A:547:PHE:C	2.88	0.44
5:A:591:GLN:HA	5:A:591:GLN:NE2	2.25	0.44
20:A:801:CLA:CMC	20:A:801:CLA:CBC	2.80	0.44
22:A:846:BCR:H11C	22:A:846:BCR:H341	1.70	0.44
6:B:5:ILE:CB	6:B:6:PRO:CD	2.85	0.44
6:B:242:HIS:CE1	6:B:244:PHE:HA	2.53	0.44
6:B:289:LEU:CD2	22:B:842:BCR:H352	2.45	0.44
6:B:375:HIS:CE1	20:B:826:CLA:NC	2.77	0.44
6:B:590:VAL:O	6:B:593:TYR:HB3	2.18	0.44
6:B:594:TRP:HD1	6:B:595:HIS:N	2.15	0.44
6:B:680:TRP:O	6:B:681:ALA:O	2.36	0.44
20:B:810:CLA:O2D	11:G:39:ASN:ND2	2.50	0.44
7:C:58:CYS:HA	7:C:59:PRO:HD2	1.66	0.44
7:C:62:PHE:CE2	9:E:42:GLU:CD	2.83	0.44
7:C:77:MET:C	7:C:79:LEU:N	2.69	0.44
8:D:29:PHE:HA	8:D:66:ALA:HB2	1.99	0.44
20:L:201:CLA:CGD	20:L:201:CLA:C2A	2.86	0.44
17:N:32:ALA:CB	17:N:35:VAL:HA	2.47	0.44
17:N:62:SER:CB	17:N:66:ASP:HA	2.48	0.44
21:N:101:LMU:C6'	21:N:101:LMU:C3	2.95	0.44
2:2:168:ARG:HH21	2:2:171:MET:CG	2.31	0.44
20:3:317:CLA:HAA2	20:3:317:CLA:CB	2.48	0.44
4:4:82:GLU:O	4:4:83:TYR:HD1	2.01	0.44
4:4:156:ASN:OD1	4:4:156:ASN:N	2.51	0.44
5:A:86:LEU:HA	5:A:89:ILE:HD12	1.99	0.44
5:A:462:ILE:HD13	20:B:850:CLA:H93	2.00	0.44
5:A:568:LEU:HD21	5:A:586:ARG:HB3	1.99	0.44

Continued on next page...

Continued from previous page...

Atom-1	Atom-2	Interatomic distance (Å)	Clash overlap (Å)
5:A:682:ALA:HA	5:A:685:VAL:HG12	1.99	0.44
5:A:714:LEU:HB2	5:A:716:VAL:HG13	1.99	0.44
20:A:808:CLA:H161	20:A:828:CLA:C20	2.48	0.44
20:A:819:CLA:HMB2	20:A:823:CLA:HMA3	1.99	0.44
6:B:74:PHE:C	6:B:76:ALA:N	2.70	0.44
6:B:120:VAL:C	6:B:123:TRP:HD1	2.20	0.44
6:B:154:TRP:CD1	6:B:154:TRP:C	2.91	0.44
6:B:365:PHE:HB3	6:B:602:TRP:CZ2	2.52	0.44
6:B:434:LEU:O	6:B:438:VAL:HG13	2.18	0.44
6:B:454:LEU:HD13	10:F:69:PRO:O	2.14	0.44
6:B:673:GLU:O	6:B:676:GLU:HB2	2.18	0.44
8:D:79:ARG:H	8:D:82:GLN:HE21	1.63	0.44
8:D:113:HIS:CD2	8:D:113:HIS:O	2.70	0.44
8:D:126:GLY:C	8:D:127:ARG:CG	2.85	0.44
10:F:47:GLU:N	10:F:50:LYS:HB2	2.33	0.44
11:G:46:ALA:C	11:G:48:ASP:CB	2.80	0.44
11:G:60:SER:O	11:G:62:ASP:N	2.50	0.44
21:H:106:LMU:H22	21:H:106:LMU:C6B	2.43	0.44
16:L:64:LEU:CD2	16:L:91:LEU:HD22	2.48	0.44
16:L:159:TYR:CG	16:L:159:TYR:O	2.71	0.44
17:N:42:PHE:CD1	17:N:43:PRO:CD	3.01	0.44
19:U:1:GLC:O5	19:U:2:FRU:O5	2.30	0.44
2:2:69:THR:O	2:2:70:LYS:CD	2.66	0.43
2:2:186:THR:O	2:2:188:PRO:O	2.36	0.43
3:3:132:TRP:CE3	3:3:155:GLU:HG2	2.26	0.43
3:3:199:VAL:HG22	20:3:306:CLA:C4C	2.48	0.43
5:A:42:ARG:O	5:A:44:ILE:HG13	2.18	0.43
5:A:113:PRO:C	5:A:115:HIS:N	2.69	0.43
5:A:222:GLN:O	5:A:227:LEU:HD12	2.18	0.43
5:A:343:HIS:O	5:A:346:LEU:HB2	2.18	0.43
5:A:379:MET:HE3	20:A:817:CLA:HED2	2.00	0.43
5:A:458:PHE:C	5:A:460:LEU:N	2.71	0.43
20:A:838:CLA:NC	20:A:838:CLA:H41	2.33	0.43
6:B:289:LEU:CD2	20:B:818:CLA:C1A	2.96	0.43
6:B:583:MET:O	6:B:583:MET:CE	2.66	0.43
20:B:805:CLA:HMC3	20:B:827:CLA:H3A	1.99	0.43
20:B:836:CLA:HAA1	20:B:836:CLA:HBD	1.99	0.43
7:C:55:GLU:HG3	7:C:60:THR:HG22	2.00	0.43
8:D:48:ILE:HA	8:D:100:PHE:HB3	1.99	0.43
21:D:201:LMU:O6B	21:D:201:LMU:C1B	2.66	0.43
9:E:37:LYS:CB	9:E:49:VAL:HG22	2.47	0.43

Continued on next page...

Continued from previous page...

Atom-1	Atom-2	Interatomic distance (Å)	Clash overlap (Å)
17:N:25:THR:HG22	17:N:26:GLY:N	2.33	0.43
17:N:69:CYS:O	17:N:72:LYS:HD2	2.17	0.43
1:1:168:TYR:N	1:1:169:PRO:HD3	2.33	0.43
4:4:107:GLN:HA	20:4:302:CLA:H2A	2.00	0.43
4:4:169:GLN:CG	20:4:305:CLA:CAC	2.89	0.43
5:A:203:LEU:O	5:A:207:LEU:HD23	2.17	0.43
5:A:219:ALA:O	5:A:222:GLN:N	2.47	0.43
5:A:310:PHE:H	5:A:313:ALA:CB	2.31	0.43
5:A:412:ALA:CB	5:A:598:VAL:HG11	2.30	0.43
5:A:536:THR:HA	5:A:539:PHE:HB2	2.00	0.43
5:A:588:GLY:HA3	6:B:668:ARG:HB3	2.00	0.43
5:A:588:GLY:N	6:B:668:ARG:CD	2.77	0.43
5:A:651:GLY:O	5:A:655:ASP:HB2	2.18	0.43
5:A:680:LEU:HB3	20:A:851:CLA:C1	2.48	0.43
20:A:817:CLA:HBA2	20:A:817:CLA:H3A	1.24	0.43
20:A:819:CLA:HBA1	20:A:823:CLA:CBB	2.48	0.43
6:B:269:TRP:HA	6:B:269:TRP:CE3	2.53	0.43
6:B:330:ILE:HA	6:B:333:GLN:NE2	2.33	0.43
6:B:457:PRO:O	6:B:460:ALA:HB3	2.19	0.43
6:B:473:GLY:O	6:B:474:PHE:HB3	2.19	0.43
6:B:693:TRP:NE1	20:B:838:CLA:CHD	2.81	0.43
20:B:812:CLA:H3A	20:B:812:CLA:HBA2	1.58	0.43
20:B:819:CLA:HBA2	20:B:820:CLA:O1A	2.17	0.43
8:D:133:ASN:C	8:D:134:MET:SD	2.92	0.43
8:D:151:LYS:NZ	8:D:151:LYS:HB3	2.32	0.43
9:E:44:TYR:HD2	9:E:45:TRP:HE3	1.65	0.43
21:E:101:LMU:H12	21:E:101:LMU:H41	1.44	0.43
11:G:50:ARG:HB2	11:G:51:ALA:CA	2.48	0.43
20:H:109:CLA:CHD	22:I:101:BCR:C34	2.95	0.43
13:I:25:PHE:CE2	13:I:28:VAL:HG21	2.53	0.43
15:K:24:PHE:CD1	15:K:52:PRO:CG	2.89	0.43
16:L:43:TYR:O	16:L:44:ARG:CB	2.62	0.43
17:N:25:THR:HG22	17:N:26:GLY:H	1.83	0.43
21:R:109:LMU:H62	21:R:109:LMU:H32	1.69	0.43
2:2:69:THR:O	2:2:70:LYS:CB	2.66	0.43
2:2:90:ASP:HB3	2:2:94:LEU:HB2	1.99	0.43
2:2:99:LEU:HB3	2:2:102:ILE:HB	1.99	0.43
2:2:120:ASN:OD1	14:J:5:LYS:HG3	2.18	0.43
3:3:121:MET:O	20:3:311:CLA:HED1	2.18	0.43
4:4:41:VAL:O	4:4:41:VAL:HG12	2.06	0.43
5:A:58:HIS:CE1	20:A:803:CLA:C4D	3.01	0.43

Continued on next page...

Continued from previous page...

Atom-1	Atom-2	Interatomic distance (Å)	Clash overlap (Å)
5:A:388:ASP:O	5:A:390:ALA:N	2.51	0.43
20:A:826:CLA:C11	22:J:102:BCR:C35	2.96	0.43
20:A:838:CLA:C19	14:J:19:PHE:CD2	3.01	0.43
20:A:839:CLA:CAA	20:A:839:CLA:CGD	2.96	0.43
6:B:460:ALA:O	6:B:462:TRP:N	2.51	0.43
6:B:493:TRP:CZ2	20:B:815:CLA:H122	2.53	0.43
6:B:727:ALA:O	6:B:728:SER:OG	2.29	0.43
20:B:825:CLA:H193	20:B:825:CLA:H161	1.88	0.43
22:B:845:BCR:C38	22:B:845:BCR:C23	2.67	0.43
8:D:56:GLN:OE1	8:D:94:TYR:CE2	2.71	0.43
8:D:92:SER:O	8:D:93:LYS:HG3	2.19	0.43
9:E:80:ASN:OD1	9:E:81:ASN:N	2.49	0.43
11:G:48:ASP:HB3	11:G:49:THR:CB	2.43	0.43
11:G:60:SER:O	11:G:61:ASN:C	2.56	0.43
16:L:77:THR:OG1	16:L:82:ALA:HB3	2.19	0.43
16:L:92:VAL:HG11	16:L:147:GLY:CA	2.48	0.43
16:L:163:LEU:HD13	16:L:165:TYR:HB3	2.00	0.43
17:N:4:GLU:OE2	17:N:5:GLU:N	2.51	0.43
17:N:47:THR:CG2	17:N:54:LYS:HZ2	2.15	0.43
1:1:134:SER:HB3	1:1:135:LYS:H	1.60	0.43
2:2:127:ASN:OD1	14:J:7:TYR:CD2	2.71	0.43
20:2:322:CLA:HED2	20:J:101:CLA:H2	1.99	0.43
3:3:50:GLU:OE2	3:3:54:LEU:HD13	2.17	0.43
3:3:74:ALA:CA	20:3:307:CLA:C4D	2.84	0.43
4:4:103:ILE:CG1	20:4:303:CLA:HMD1	2.45	0.43
4:4:118:ASP:O	4:4:122:LYS:HA	2.18	0.43
5:A:154:ARG:NE	5:A:154:ARG:HA	2.32	0.43
5:A:394:SER:CB	20:A:826:CLA:HMA1	2.27	0.43
5:A:478:SER:HB2	5:A:481:ALA:H	1.84	0.43
5:A:656:PHE:O	5:A:657:LEU:C	2.57	0.43
20:A:827:CLA:H52	20:A:827:CLA:HMD2	2.00	0.43
6:B:60:TRP:HH2	20:B:826:CLA:CHB	2.31	0.43
6:B:505:SER:O	6:B:506:ASN:HB3	2.18	0.43
20:B:813:CLA:C4B	22:B:842:BCR:H291	2.49	0.43
20:B:815:CLA:H3A	20:B:815:CLA:HBA2	1.33	0.43
10:F:44:ALA:O	10:F:46:MET:HG2	2.19	0.43
11:G:92:GLY:O	11:G:94:ASP:OD1	2.36	0.43
12:H:53:LEU:CG	12:H:54:LEU:N	2.77	0.43
21:H:107:LMU:H1'	21:H:107:LMU:H4'	1.55	0.43
20:H:109:CLA:H41	16:L:87:ALA:HB1	2.00	0.43
16:L:124:LYS:NZ	16:L:124:LYS:CB	2.67	0.43

Continued on next page...

Continued from previous page...

Atom-1	Atom-2	Interatomic distance (Å)	Clash overlap (Å)
17:N:62:SER:HA	17:N:64:ASP:HB3	2.01	0.43
17:N:72:LYS:HZ2	17:N:74:LYS:HG2	1.58	0.43
20:R:107:CLA:H62	20:R:107:CLA:H41	1.87	0.43
1:1:142:GLU:OE1	20:1:201:CLA:CMD	2.67	0.43
1:1:149:LYS:CB	20:1:206:CLA:HMC2	2.44	0.43
1:1:179:THR:CB	4:4:87:SER:CB	2.64	0.43
1:1:181:LEU:CD1	20:1:203:CLA:HAC1	2.48	0.43
20:1:203:CLA:O1A	20:1:203:CLA:C2	2.65	0.43
2:2:169:LEU:HD22	20:2:305:CLA:C4B	2.48	0.43
20:2:302:CLA:CBC	20:2:302:CLA:CMC	2.63	0.43
3:3:182:LYS:C	3:3:185:LYS:H	2.21	0.43
20:4:311:CLA:H41	20:4:311:CLA:C8	2.49	0.43
21:4:321:LMU:H101	21:4:321:LMU:H72	1.65	0.43
5:A:315:HIS:HB2	20:A:821:CLA:HBC1	2.01	0.43
5:A:388:ASP:OD1	5:A:391:THR:HB	2.18	0.43
5:A:560:VAL:O	5:A:563:ALA:HB2	2.17	0.43
5:A:575:LEU:HD13	5:A:576:GLY:H	1.84	0.43
6:B:22:TRP:HA	6:B:25:ILE:CD1	2.49	0.43
6:B:112:PRO:O	6:B:113:VAL:HG13	2.19	0.43
6:B:365:PHE:HB3	6:B:602:TRP:CH2	2.53	0.43
6:B:377:TYR:OH	6:B:717:TYR:HE1	2.02	0.43
6:B:564:ARG:CZ	7:C:64:SER:OG	2.66	0.43
6:B:568:CYS:HB3	6:B:569:ASP:H	1.65	0.43
6:B:659:THR:OG1	20:B:851:CLA:C3B	2.67	0.43
6:B:715:VAL:O	6:B:719:PHE:HB2	2.18	0.43
20:B:810:CLA:C4C	20:B:811:CLA:CBB	2.92	0.43
20:B:833:CLA:CBB	22:B:845:BCR:C28	2.97	0.43
8:D:41:GLN:HG3	16:L:125:LYS:NZ	2.33	0.43
10:F:44:ALA:O	10:F:46:MET:N	2.50	0.43
10:F:80:TRP:CE3	20:F:206:CLA:CHC	3.01	0.43
16:L:65:VAL:O	16:L:69:VAL:N	2.52	0.43
1:1:185:TRP:CA	1:1:186:HIS:CE1	2.93	0.43
2:2:79:TRP:O	2:2:79:TRP:CD2	2.72	0.43
2:2:171:MET:SD	2:2:171:MET:O	2.76	0.43
20:2:302:CLA:CGA	20:2:302:CLA:C4A	2.97	0.43
20:3:318:CLA:H142	20:3:318:CLA:H101	2.00	0.43
5:A:208:ALA:CA	5:A:310:PHE:O	2.43	0.43
5:A:284:ARG:CZ	5:A:284:ARG:CA	2.91	0.43
5:A:506:GLY:O	5:A:507:ALA:CB	2.66	0.43
20:A:807:CLA:HAA1	20:A:809:CLA:HED1	2.01	0.43
6:B:144:PHE:O	6:B:148:ILE:HD11	2.18	0.43

Continued on next page...

Continued from previous page...

Atom-1	Atom-2	Interatomic distance (Å)	Clash overlap (Å)
6:B:167:TRP:HD1	11:G:41:MET:CE	2.31	0.43
6:B:488:ALA:CB	20:B:834:CLA:C1C	2.96	0.43
6:B:583:MET:HA	20:B:823:CLA:HBC1	2.00	0.43
6:B:621:ARG:HE	6:B:621:ARG:HB3	1.57	0.43
6:B:632:ILE:C	6:B:634:GLY:N	2.71	0.43
6:B:674:LEU:O	6:B:678:LEU:HB2	2.18	0.43
20:B:818:CLA:NA	20:B:818:CLA:O2A	2.52	0.43
20:B:818:CLA:HMA1	11:G:21:PHE:CG	2.54	0.43
20:B:820:CLA:H72	20:B:820:CLA:HBB1	1.97	0.43
8:D:125:PRO:HG2	8:D:127:ARG:HH11	1.82	0.43
9:E:42:GLU:CG	9:E:43:SER:N	2.70	0.43
21:E:101:LMU:H1B	21:E:101:LMU:H4B	1.51	0.43
10:F:53:PHE:O	10:F:55:ASN:N	2.52	0.43
21:H:104:LMU:H1B	21:H:104:LMU:H4B	1.07	0.43
17:N:29:PHE:O	17:N:33:TYR:N	2.51	0.43
21:N:101:LMU:H81	21:N:101:LMU:H112	1.60	0.43
21:R:103:LMU:H22	21:R:103:LMU:O6'	2.13	0.43
19:P:2:FRU:O1	19:P:2:FRU:O3	2.29	0.43
19:U:1:GLC:H5	19:U:2:FRU:O4	2.19	0.43
2:2:112:ASP:C	2:2:114:LEU:N	2.70	0.43
2:2:153:PRO:HB2	2:2:157:LYS:HZ1	1.84	0.43
21:3:322:LMU:H81	21:3:322:LMU:H52	1.53	0.43
4:4:44:GLU:O	4:4:45:LEU:C	2.56	0.43
5:A:40:PHE:CD1	5:A:40:PHE:O	2.72	0.43
5:A:74:ILE:O	5:A:78:VAL:HG13	2.19	0.43
5:A:224:HIS:HE1	20:A:815:CLA:C1D	2.31	0.43
5:A:249:ILE:C	5:A:251:ASN:N	2.65	0.43
5:A:379:MET:HE2	5:A:379:MET:HB2	1.80	0.43
5:A:530:LEU:HD11	5:A:624:VAL:HA	2.01	0.43
5:A:561:LEU:HA	5:A:561:LEU:HD23	1.75	0.43
5:A:654:ARG:HG3	5:A:655:ASP:N	2.33	0.43
5:A:705:GLU:HG2	6:B:545:LYS:NZ	2.31	0.43
20:A:825:CLA:H91	20:A:825:CLA:H112	1.60	0.43
6:B:126:THR:HG21	6:B:358:TYR:HD1	1.84	0.43
6:B:475:ASP:CB	6:B:480:SER:HA	2.49	0.43
6:B:535:VAL:HG23	6:B:539:LEU:HD23	1.99	0.43
6:B:555:TYR:HE2	6:B:573:TRP:HD1	1.67	0.43
6:B:661:PHE:O	6:B:665:ILE:N	2.51	0.43
6:B:662:MET:HB3	6:B:663:PHE:H	1.55	0.43
6:B:707:LEU:HD13	25:B:848:LMG:H331	2.00	0.43
20:B:824:CLA:H201	20:B:837:CLA:C2	2.49	0.43

Continued on next page...

Continued from previous page...

Atom-1	Atom-2	Interatomic distance (Å)	Clash overlap (Å)
8:D:83:CYS:O	8:D:83:CYS:SG	2.76	0.43
9:E:40:ARG:N	9:E:46:PHE:CE1	2.82	0.43
11:G:93:TYR:CG	11:G:94:ASP:HB2	2.54	0.43
21:H:105:LMU:H1'	21:H:105:LMU:H6D	1.18	0.43
21:K:106:LMU:H4B	21:K:106:LMU:H1B	1.56	0.43
16:L:99:LEU:HD12	22:L:210:BCR:HC7	2.00	0.43
16:L:127:PRO:C	16:L:128:ASP:O	2.57	0.43
17:N:6:TYR:H	17:N:8:GLU:HA	1.84	0.43
19:U:1:GLC:O5	19:U:2:FRU:C4	2.65	0.43
2:2:47:ALA:HB1	2:2:110:TRP:CZ2	2.54	0.43
2:2:150:SER:HB3	2:2:151:ALA:H	1.50	0.43
2:2:191:ASN:O	2:2:192:LEU:C	2.57	0.43
20:2:305:CLA:H2	20:2:308:CLA:CMD	2.49	0.43
4:4:167:ILE:C	4:4:169:GLN:H	2.22	0.43
5:A:129:GLN:HE22	20:A:809:CLA:C1A	2.15	0.43
5:A:277:TYR:CD2	5:A:278:ALA:N	2.87	0.43
5:A:413:HIS:CG	5:A:416:ILE:HD12	2.54	0.43
5:A:538:ASP:O	5:A:542:HIS:CD2	2.71	0.43
5:A:703:LEU:O	5:A:707:ILE:CG1	2.67	0.43
5:A:706:SER:HB3	6:B:419:ILE:O	2.18	0.43
20:A:811:CLA:HBC3	20:A:811:CLA:CMC	2.38	0.43
22:A:847:BCR:C12	20:A:851:CLA:H122	2.48	0.43
21:A:854:LMU:O6'	21:A:854:LMU:H41	2.17	0.43
6:B:17:THR:HA	6:B:696:LYS:CB	2.48	0.43
6:B:175:LEU:HD11	20:B:817:CLA:CMA	2.49	0.43
6:B:393:PHE:CZ	6:B:398:TYR:CD2	3.07	0.43
6:B:458:ILE:HG13	6:B:459:PHE:CD1	2.54	0.43
6:B:655:LEU:CD2	20:B:839:CLA:CAB	2.97	0.43
20:B:836:CLA:HBC1	10:F:83:PHE:CE1	2.52	0.43
11:G:75:GLY:O	11:G:80:ILE:HG23	2.19	0.43
12:H:54:LEU:O	12:H:54:LEU:HD22	2.19	0.43
20:K:102:CLA:HMD2	21:K:109:LMU:H52	2.01	0.43
16:L:107:PHE:HA	16:L:133:ALA:HB2	2.00	0.43
21:N:101:LMU:H1'	21:N:101:LMU:H21	1.66	0.43
21:2:317:LMU:H71	21:2:317:LMU:H41	1.80	0.43
20:3:318:CLA:H71	20:3:318:CLA:H112	1.54	0.43
4:4:30:LEU:O	4:4:32:GLU:OE1	2.36	0.43
5:A:163:GLN:HA	5:A:166:CYS:SG	2.59	0.43
5:A:422:TYR:N	5:A:422:TYR:HD1	2.11	0.43
5:A:620:MET:C	5:A:623:ASP:O	2.57	0.43
20:A:805:CLA:H122	22:A:843:BCR:C39	2.49	0.43

Continued on next page...

Continued from previous page...

Atom-1	Atom-2	Interatomic distance (Å)	Clash overlap (Å)
20:A:808:CLA:HBC3	20:A:808:CLA:CHD	2.48	0.43
20:A:808:CLA:H161	20:A:808:CLA:H122	1.73	0.43
20:A:819:CLA:H111	20:A:819:CLA:C16	2.47	0.43
20:A:827:CLA:C4C	22:A:844:BCR:H333	2.48	0.43
24:A:857:SF4:S1	6:B:560:ASP:O	2.77	0.43
6:B:114:ASN:O	6:B:115:ASN:OD1	2.37	0.43
6:B:175:LEU:O	6:B:179:LEU:CG	2.66	0.43
6:B:182:LEU:HG	6:B:183:PHE:H	1.84	0.43
6:B:183:PHE:HB3	6:B:284:PHE:CD2	2.54	0.43
6:B:361:ILE:O	6:B:362:ALA:O	2.36	0.43
6:B:556:SER:CA	6:B:558:PRO:CD	2.97	0.43
6:B:625:TRP:C	6:B:625:TRP:CD2	2.91	0.43
20:B:818:CLA:H43	20:B:818:CLA:C1C	2.49	0.43
20:B:851:CLA:CGA	20:B:851:CLA:C3A	2.92	0.43
7:C:27:GLU:OE1	7:C:40:ALA:HB3	2.18	0.43
8:D:94:TYR:O	8:D:95:LYS:HB3	2.19	0.43
8:D:112:LEU:N	8:D:114:PRO:HG2	2.34	0.43
10:F:104:TYR:N	10:F:129:LEU:HD13	2.34	0.43
10:F:149:LEU:HD23	10:F:153:ASN:HD21	1.83	0.43
13:I:8:PHE:HB3	20:I:102:CLA:OBD	2.16	0.43
14:J:38:THR:O	14:J:39:PHE:CB	2.67	0.43
16:L:49:PRO:HG3	16:L:131:GLN:NE2	2.34	0.43
16:L:161:LEU:HA	16:L:161:LEU:HD13	1.63	0.43
17:N:45:ASN:HA	17:N:57:LYS:HZ3	1.84	0.43
20:1:202:CLA:HMC1	20:1:202:CLA:HAC1	1.86	0.43
2:2:69:THR:O	2:2:70:LYS:CG	2.66	0.43
2:2:73:ILE:HD13	2:2:75:ASN:CB	2.49	0.43
4:4:158:ARG:HG2	4:4:159:LEU:N	2.31	0.43
20:4:316:CLA:C3D	20:4:316:CLA:O1D	2.57	0.43
5:A:78:VAL:O	5:A:82:HIS:CG	2.72	0.43
5:A:141:ARG:HE	10:F:40:LEU:H	1.67	0.43
5:A:361:ASN:O	5:A:364:MET:N	2.52	0.43
5:A:370:ILE:HD11	20:A:824:CLA:O1D	2.17	0.43
5:A:553:VAL:CG2	22:A:846:BCR:C40	2.97	0.43
5:A:575:LEU:HD13	5:A:579:PHE:HB3	2.00	0.43
5:A:697:ARG:CD	6:B:566:GLY:O	2.66	0.43
6:B:91:ILE:HD12	20:B:808:CLA:HMD3	2.00	0.43
6:B:190:TRP:CE3	20:B:812:CLA:HBB2	2.50	0.43
6:B:274:ALA:HA	6:B:277:HIS:HB2	2.00	0.43
6:B:332:PHE:HE1	6:B:408:LEU:HD21	1.84	0.43
6:B:543:GLY:HA3	6:B:548:PRO:O	2.19	0.43

Continued on next page...

Continued from previous page...

Atom-1	Atom-2	Interatomic distance (Å)	Clash overlap (Å)
6:B:693:TRP:CD1	20:B:838:CLA:CMD	3.02	0.43
20:B:826:CLA:H122	22:B:843:BCR:C14	2.49	0.43
7:C:60:THR:HG21	7:C:63:LEU:O	2.16	0.43
8:D:149:THR:O	8:D:151:LYS:N	2.51	0.43
10:F:52:ARG:N	10:F:52:ARG:HD2	2.33	0.43
16:L:33:ILE:HG23	16:L:34:ALA:N	2.34	0.43
20:L:201:CLA:O2D	20:L:201:CLA:HBA2	2.17	0.43
20:L:209:CLA:O1D	20:L:209:CLA:CAA	2.63	0.43
19:T:1:GLC:C5	19:T:2:FRU:H12	2.46	0.43
3:3:49:ILE:O	3:3:49:ILE:HG23	2.18	0.42
3:3:114:PHE:CE1	20:3:309:CLA:C4D	3.02	0.42
3:3:127:ARG:HG2	3:3:131:ASP:OD1	2.18	0.42
20:3:313:CLA:O1A	20:3:313:CLA:H3A	2.19	0.42
4:4:99:HIS:ND1	4:4:103:ILE:HD13	2.29	0.42
4:4:147:LEU:HD22	4:4:148:GLU:HA	1.96	0.42
4:4:151:GLU:CA	4:4:154:ILE:HG23	2.45	0.42
5:A:249:ILE:CD1	5:A:250:LEU:HB2	2.48	0.42
5:A:299:ILE:HD12	5:A:299:ILE:HA	1.69	0.42
5:A:358:LEU:HD11	5:A:413:HIS:CD2	2.51	0.42
5:A:419:VAL:HG21	5:A:577:PHE:HB2	2.01	0.42
5:A:553:VAL:O	5:A:557:LEU:CB	2.67	0.42
5:A:680:LEU:HD21	6:B:617:MET:HB2	2.00	0.42
20:A:808:CLA:CGA	20:A:826:CLA:H11	2.49	0.42
20:A:831:CLA:HMD2	6:B:95:HIS:HD2	1.84	0.42
20:A:838:CLA:H193	20:A:838:CLA:H13	2.00	0.42
22:A:846:BCR:H15C	22:A:846:BCR:H351	1.86	0.42
6:B:8:PHE:CD2	6:B:34:HIS:ND1	2.87	0.42
6:B:70:TRP:HD1	6:B:70:TRP:H	1.65	0.42
6:B:167:TRP:HZ2	20:B:811:CLA:HAC1	1.74	0.42
6:B:192:GLY:HA2	20:B:813:CLA:CHC	2.49	0.42
6:B:348:VAL:HG21	20:B:826:CLA:HHD	1.99	0.42
6:B:398:TYR:O	8:D:143:PRO:HG2	2.18	0.42
6:B:440:ASN:OD1	6:B:452:GLN:NE2	2.52	0.42
6:B:493:TRP:HE1	20:B:814:CLA:CAC	2.28	0.42
6:B:668:ARG:CG	6:B:700:LEU:O	2.67	0.42
20:B:825:CLA:H71	20:B:825:CLA:H41	2.01	0.42
8:D:84:LEU:HD12	8:D:100:PHE:CZ	2.50	0.42
21:E:101:LMU:C6'	21:E:101:LMU:H3O2	2.20	0.42
10:F:26:GLN:HB3	10:F:27:ALA:H	1.68	0.42
22:I:101:BCR:H342	22:I:101:BCR:HC7	1.61	0.42
15:K:10:ILE:HA	15:K:13:THR:HG22	1.85	0.42

Continued on next page...

Continued from previous page...

Atom-1	Atom-2	Interatomic distance (Å)	Clash overlap (Å)
20:K:102:CLA:HMA2	20:K:102:CLA:H43	2.00	0.42
17:N:67:LEU:CB	17:N:68:GLU:HB3	2.46	0.42
2:2:99:LEU:HD23	2:2:102:ILE:CG1	2.50	0.42
2:2:154:GLN:OE1	2:2:154:GLN:HA	2.19	0.42
21:3:322:LMU:H32	21:3:322:LMU:H61	1.50	0.42
4:4:104:ARG:CZ	4:4:105:ARG:H	2.32	0.42
4:4:127:PRO:HB2	4:4:143:PHE:HE1	1.83	0.42
4:4:163:PHE:O	4:4:166:PHE:CA	2.68	0.42
5:A:90:PHE:HB3	5:A:175:ALA:HB2	2.01	0.42
5:A:108:ALA:CB	5:A:138:GLY:HA3	2.41	0.42
5:A:277:TYR:HD2	5:A:278:ALA:N	2.17	0.42
5:A:588:GLY:H	6:B:668:ARG:HH11	1.63	0.42
5:A:664:VAL:HG22	5:A:665:ILE:HG23	1.99	0.42
20:A:822:CLA:HBC1	22:A:845:BCR:H393	2.02	0.42
20:A:826:CLA:H162	20:A:826:CLA:H193	1.74	0.42
6:B:139:ALA:O	6:B:141:PHE:N	2.52	0.42
6:B:172:GLU:O	6:B:176:ASN:N	2.51	0.42
6:B:655:LEU:HD22	20:B:839:CLA:CAB	2.48	0.42
20:B:811:CLA:C1	22:B:843:BCR:C10	2.96	0.42
7:C:63:LEU:CD1	7:C:65:VAL:H	2.33	0.42
8:D:20:LEU:O	8:D:21:ASP:C	2.58	0.42
11:G:27:GLN:HG2	20:G:102:CLA:C4D	2.49	0.42
11:G:67:ASN:HA	11:G:70:ASP:CG	2.38	0.42
21:H:104:LMU:H82	21:H:104:LMU:C4	2.30	0.42
17:N:72:LYS:CA	17:N:73:ASP:C	2.88	0.42
1:1:38:ARG:CZ	1:1:139:LYS:CB	2.97	0.42
2:2:73:ILE:HD13	2:2:75:ASN:CA	2.48	0.42
4:4:149:ALA:CA	4:4:151:GLU:CG	2.96	0.42
4:4:179:ASP:H	4:4:184:HIS:CD2	2.37	0.42
21:4:322:LMU:H5'	21:4:322:LMU:H1B	1.48	0.42
5:A:67:HIS:O	5:A:68:THR:HB	2.20	0.42
5:A:149:PHE:C	5:A:151:GLN:N	2.71	0.42
5:A:159:THR:OG1	5:A:239:PRO:HB3	2.20	0.42
5:A:472:ARG:HG2	6:B:97:GLY:HA3	2.02	0.42
5:A:648:THR:HG23	5:A:650:ASN:H	1.83	0.42
5:A:693:LEU:CD2	5:A:734:GLY:HA3	2.49	0.42
6:B:58:PHE:HE2	6:B:145:LEU:HD12	1.85	0.42
6:B:160:LYS:HB2	6:B:160:LYS:NZ	2.30	0.42
6:B:203:ARG:CG	6:B:204:GLY:N	2.70	0.42
6:B:531:THR:HG21	20:B:823:CLA:CHC	2.49	0.42
20:B:827:CLA:HHD	25:B:848:LMG:H352	2.00	0.42

Continued on next page...

Continued from previous page...

Atom-1	Atom-2	Interatomic distance (Å)	Clash overlap (Å)
25:B:848:LMG:H292	25:B:848:LMG:H112	2.00	0.42
22:B:852:BCR:H342	22:B:852:BCR:HC7	1.53	0.42
7:C:44:ARG:NH2	8:D:127:ARG:NE	2.64	0.42
8:D:41:GLN:NE2	8:D:42:VAL:HA	2.34	0.42
9:E:69:PHE:CD2	9:E:71:LYS:N	2.82	0.42
9:E:88:GLU:O	9:E:90:VAL:HA	2.14	0.42
10:F:39:ALA:O	10:F:42:ILE:CG2	2.68	0.42
10:F:96:TRP:HZ3	10:F:134:PHE:CB	2.21	0.42
11:G:42:SER:HG	11:G:45:GLU:CB	2.32	0.42
12:H:27:ASP:O	12:H:29:PRO:CD	2.67	0.42
14:J:10:VAL:HG13	14:J:14:LEU:CG	2.43	0.42
21:K:105:LMU:H71	21:K:105:LMU:H11	1.99	0.42
16:L:99:LEU:HB3	16:L:140:THR:HG21	2.02	0.42
20:L:203:CLA:H62	20:L:203:CLA:H41	1.62	0.42
2:2:54:TRP:CZ2	2:2:109:ARG:HB3	2.49	0.42
2:2:197:LEU:O	2:2:198:ALA:HB2	2.20	0.42
20:2:303:CLA:H3A	20:2:303:CLA:HBA2	1.79	0.42
4:4:38:ARG:O	4:4:39:TRP:C	2.56	0.42
4:4:121:PHE:O	4:4:122:LYS:CG	2.66	0.42
5:A:64:PHE:HZ	5:A:77:LYS:CE	2.32	0.42
5:A:173:VAL:HG23	5:A:174:PHE:N	2.34	0.42
5:A:204:ASN:HA	5:A:314:GLY:O	2.20	0.42
5:A:254:LEU:HD13	5:A:254:LEU:HA	1.66	0.42
5:A:374:GLN:C	5:A:376:MET:H	2.21	0.42
5:A:579:PHE:HA	5:A:580:PRO:HD2	1.64	0.42
5:A:606:TYR:HB2	5:A:739:LEU:HD22	2.01	0.42
5:A:705:GLU:OE1	5:A:708:VAL:HG12	2.19	0.42
5:A:748:ALA:O	5:A:749:PHE:C	2.58	0.42
23:A:842:PQN:C15	22:F:202:BCR:H322	2.50	0.42
22:A:845:BCR:H351	22:A:845:BCR:H15C	1.83	0.42
21:A:854:LMU:H6'	21:A:854:LMU:H12	1.84	0.42
6:B:144:PHE:CD2	6:B:144:PHE:C	2.92	0.42
6:B:174:ARG:C	6:B:176:ASN:H	2.22	0.42
6:B:176:ASN:ND2	6:B:292:ARG:O	2.52	0.42
6:B:416:GLU:CD	6:B:416:GLU:N	2.73	0.42
6:B:674:LEU:C	6:B:674:LEU:CD1	2.88	0.42
6:B:684:ARG:HD3	6:B:684:ARG:HA	1.74	0.42
20:B:815:CLA:HMC2	20:B:815:CLA:H141	2.02	0.42
20:B:817:CLA:HBB2	20:B:822:CLA:C4	2.47	0.42
20:B:849:CLA:H11	20:B:849:CLA:HAA2	2.02	0.42
10:F:123:VAL:O	10:F:126:ALA:CA	2.68	0.42

Continued on next page...

Continued from previous page...

Atom-1	Atom-2	Interatomic distance (Å)	Clash overlap (Å)
11:G:45:GLU:C	11:G:49:THR:CG2	2.62	0.42
11:G:93:TYR:CB	11:G:94:ASP:HB2	2.42	0.42
21:K:105:LMU:H4'	21:K:105:LMU:H1'	1.57	0.42
16:L:66:GLY:CA	16:L:69:VAL:HG22	2.48	0.42
19:U:1:GLC:C5	19:U:2:FRU:O4	2.67	0.42
19:Y:1:GLC:HO6	19:Y:2:FRU:C2	2.31	0.42
2:2:73:ILE:HD13	2:2:75:ASN:HB2	2.02	0.42
2:2:205:PHE:O	2:2:206:ALA:HB2	2.19	0.42
22:3:314:BCR:H341	22:3:314:BCR:H11C	1.57	0.42
4:4:108:ASP:O	4:4:111:ASN:C	2.57	0.42
4:4:121:PHE:HB2	4:4:128:ALA:CB	2.48	0.42
4:4:122:LYS:HB2	4:4:143:PHE:HD2	0.51	0.42
4:4:166:PHE:O	4:4:169:GLN:N	2.50	0.42
20:4:311:CLA:HED2	20:4:311:CLA:H2A	2.02	0.42
5:A:34:TRP:O	5:A:35:ALA:HB3	2.20	0.42
5:A:82:HIS:CE1	20:A:805:CLA:HAA1	2.54	0.42
5:A:96:MET:N	5:A:98:PHE:O	2.52	0.42
5:A:193:LEU:O	5:A:196:PHE:CD2	2.73	0.42
5:A:227:LEU:O	5:A:231:GLN:HB2	2.18	0.42
5:A:445:HIS:CE1	20:A:829:CLA:HMB1	2.53	0.42
5:A:620:MET:HG3	5:A:625:TRP:CD2	2.54	0.42
5:A:662:SER:HA	5:A:665:ILE:CD1	2.49	0.42
20:A:851:CLA:H122	20:A:851:CLA:C9	2.47	0.42
6:B:17:THR:CA	6:B:696:LYS:H	2.31	0.42
6:B:216:LEU:HD22	6:B:218:TYR:H	1.84	0.42
6:B:228:GLY:CA	11:G:8:ILE:HB	2.49	0.42
6:B:278:LEU:O	6:B:279:ALA:C	2.58	0.42
6:B:477:PRO:O	6:B:478:LEU:HD22	2.18	0.42
6:B:518:LEU:O	6:B:519:VAL:C	2.58	0.42
6:B:531:THR:O	6:B:535:VAL:N	2.50	0.42
6:B:685:THR:HA	6:B:686:PRO:HD3	1.92	0.42
20:B:836:CLA:CBB	20:B:836:CLA:C9	2.55	0.42
8:D:24:THR:O	8:D:24:THR:OG1	2.30	0.42
8:D:152:GLN:O	8:D:154:TYR:N	2.53	0.42
9:E:36:VAL:CG1	9:E:87:VAL:HG11	2.49	0.42
9:E:87:VAL:C	9:E:89:GLU:N	2.67	0.42
11:G:60:SER:C	11:G:62:ASP:N	2.71	0.42
11:G:80:ILE:O	11:G:81:VAL:C	2.58	0.42
12:H:45:ALA:HA	12:H:48:THR:OG1	2.19	0.42
13:I:8:PHE:HE1	22:I:103:BCR:C9	2.32	0.42
16:L:127:PRO:O	16:L:128:ASP:C	2.58	0.42

Continued on next page...

Continued from previous page...

Atom-1	Atom-2	Interatomic distance (Å)	Clash overlap (Å)
4:4:139:ASN:HA	4:4:140:PRO:HD3	1.84	0.42
5:A:193:LEU:HA	5:A:196:PHE:HE2	1.80	0.42
5:A:281:LEU:HB2	5:A:301:HIS:CD2	2.52	0.42
5:A:351:THR:CA	20:A:823:CLA:H191	2.49	0.42
5:A:584:PRO:HB2	7:C:67:VAL:HB	2.01	0.42
5:A:648:THR:C	5:A:650:ASN:H	2.23	0.42
5:A:672:LEU:H	5:A:672:LEU:CD2	2.32	0.42
20:A:818:CLA:HMB2	20:A:818:CLA:H2	2.02	0.42
20:A:819:CLA:H112	20:A:819:CLA:H91	1.82	0.42
20:A:820:CLA:O2D	20:A:820:CLA:OBD	2.37	0.42
20:A:831:CLA:HBC2	20:H:109:CLA:HBC1	2.01	0.42
21:A:849:LMU:H12	21:A:849:LMU:H41	1.70	0.42
6:B:541:ALA:HB2	6:B:572:ALA:CB	2.49	0.42
20:B:809:CLA:HBD	20:B:809:CLA:CGA	2.50	0.42
20:B:821:CLA:H161	20:B:821:CLA:H141	1.65	0.42
20:B:832:CLA:ND	20:B:833:CLA:CBB	2.82	0.42
20:B:838:CLA:C19	13:I:21:MET:CE	2.98	0.42
11:G:5:SER:O	11:G:7:VAL:CG1	2.68	0.42
12:H:45:ALA:N	12:H:46:PRO:HD2	2.34	0.42
17:N:4:GLU:OE2	17:N:5:GLU:CB	2.61	0.42
17:N:14:LYS:HB2	17:N:17:ASN:OD1	2.20	0.42
19:S:1:GLC:HO2	19:S:2:FRU:H11	1.80	0.42
1:1:109:GLU:HB3	20:1:209:CLA:HMA3	2.01	0.42
1:1:179:THR:HB	1:1:180:HIS:H	1.54	0.42
2:2:37:ASP:OD2	3:3:41:ASP:HB2	2.18	0.42
3:3:96:GLY:C	3:3:97:PHE:CG	2.92	0.42
3:3:206:VAL:HB	3:3:207:GLY:H	1.69	0.42
4:4:142:ASN:O	4:4:143:PHE:HB2	2.19	0.42
5:A:177:LEU:HD22	5:A:177:LEU:HA	1.89	0.42
5:A:207:LEU:HD11	5:A:313:ALA:CB	2.49	0.42
5:A:210:LEU:HD23	5:A:211:LEU:N	2.35	0.42
5:A:334:HIS:HB3	20:A:820:CLA:CHB	2.49	0.42
5:A:467:MET:HE3	5:A:467:MET:HB3	1.73	0.42
5:A:570:PRO:C	5:A:572:LYS:N	2.73	0.42
20:A:820:CLA:C1C	20:A:820:CLA:H52	2.49	0.42
20:A:820:CLA:HBA2	20:A:820:CLA:H3A	1.62	0.42
20:A:824:CLA:CBB	20:A:836:CLA:HMA1	2.49	0.42
6:B:167:TRP:CD1	20:B:810:CLA:HED1	2.55	0.42
6:B:260:GLY:O	6:B:262:HIS:NE2	2.52	0.42
6:B:326:ILE:CG2	20:B:822:CLA:HBC3	2.48	0.42
6:B:350:GLN:HG3	6:B:372:TYR:HE1	1.84	0.42

Continued on next page...

Continued from previous page...

Atom-1	Atom-2	Interatomic distance (Å)	Clash overlap (Å)
6:B:439:HIS:HB2	20:B:831:CLA:C1C	2.49	0.42
6:B:503:GLU:CA	6:B:507:SER:HB2	2.50	0.42
6:B:707:LEU:HG	6:B:708:VAL:N	2.34	0.42
20:B:803:CLA:HBC3	20:B:803:CLA:HHD	2.01	0.42
25:B:848:LMG:C11	25:B:848:LMG:O8	2.68	0.42
10:F:96:TRP:CZ3	10:F:134:PHE:N	2.87	0.42
10:F:128:SER:C	10:F:130:LEU:HD23	2.40	0.42
10:F:131:PHE:O	10:F:132:ARG:C	2.56	0.42
12:H:77:LEU:CD2	12:H:78:PRO:HD2	2.50	0.42
15:K:44:GLU:O	15:K:45:SER:HB2	2.19	0.42
16:L:63:LEU:CG	16:L:64:LEU:H	2.27	0.42
17:N:45:ASN:HA	17:N:57:LYS:HZ2	1.83	0.42
17:N:57:LYS:O	17:N:58:VAL:C	2.57	0.42
17:N:72:LYS:CB	17:N:74:LYS:H	2.21	0.42
2:2:208:PHE:CE1	2:2:209:THR:O	2.73	0.42
21:2:317:LMU:H3'	21:2:317:LMU:C6B	2.50	0.42
5:A:79:PHE:CE2	5:A:185:HIS:CG	2.94	0.42
5:A:164:LEU:CA	5:A:167:THR:HG23	2.47	0.42
5:A:183:TRP:C	5:A:185:HIS:H	2.23	0.42
5:A:345:GLY:C	5:A:347:TYR:N	2.66	0.42
5:A:430:ASP:O	5:A:434:ARG:N	2.45	0.42
5:A:630:ASP:C	5:A:632:GLY:H	2.21	0.42
5:A:667:SER:O	5:A:667:SER:OG	2.37	0.42
20:A:805:CLA:C4B	20:A:828:CLA:HMB2	2.50	0.42
6:B:10:GLN:HB2	6:B:35:ASP:OD2	2.19	0.42
6:B:262:HIS:ND1	6:B:265:THR:O	2.40	0.42
6:B:269:TRP:CG	6:B:497:TRP:HH2	2.38	0.42
6:B:292:ARG:NE	6:B:292:ARG:CA	2.64	0.42
6:B:366:THR:C	6:B:368:GLN:N	2.73	0.42
6:B:429:LEU:HD23	6:B:429:LEU:HA	1.64	0.42
6:B:661:PHE:O	6:B:662:MET:O	2.37	0.42
6:B:724:PHE:CZ	20:B:849:CLA:HMD1	2.55	0.42
8:D:49:THR:C	8:D:50:TRP:HD1	2.23	0.42
9:E:37:LYS:HD2	9:E:47:LYS:HE3	2.02	0.42
11:G:28:ARG:HG2	11:G:29:GLU:CB	2.50	0.42
11:G:62:ASP:HB2	11:G:63:PRO:CD	2.45	0.42
11:G:79:HIS:CG	11:G:79:HIS:O	2.72	0.42
21:H:106:LMU:H31	21:H:106:LMU:H4B	2.02	0.42
15:K:8:ASN:CB	15:K:9:LEU:HD23	2.50	0.42
16:L:33:ILE:HG13	16:L:37:LEU:HD21	2.02	0.42
16:L:56:VAL:CB	20:L:208:CLA:HED2	2.50	0.42

Continued on next page...

Continued from previous page...

Atom-1	Atom-2	Interatomic distance (Å)	Clash overlap (Å)
18:R:38:UNK:C	18:R:42:UNK:CA	2.97	0.42
2:2:81:THR:O	2:2:82:ALA:C	2.56	0.42
3:3:92:TRP:HZ2	5:A:250:LEU:CD1	2.28	0.42
3:3:106:TYR:CB	3:3:107:TRP:HD1	2.32	0.42
4:4:88:SER:C	4:4:90:LEU:HD13	2.39	0.42
5:A:132:LEU:HD21	5:A:674:ALA:HB2	2.02	0.42
5:A:210:LEU:N	5:A:213:LEU:N	2.68	0.42
5:A:586:ARG:HG3	7:C:49:VAL:CG2	2.43	0.42
5:A:680:LEU:HG	6:B:617:MET:HB2	2.02	0.42
5:A:737:HIS:CE1	20:A:838:CLA:NA	2.88	0.42
20:A:839:CLA:H51	20:A:839:CLA:H102	2.02	0.42
20:A:841:CLA:CGA	20:A:841:CLA:CHA	2.98	0.42
6:B:190:TRP:CE2	20:B:816:CLA:CMD	3.03	0.42
6:B:213:LEU:HD12	6:B:214:ASP:H	1.83	0.42
6:B:470:THR:H	6:B:501:ILE:HG23	1.84	0.42
6:B:534:LEU:CD2	6:B:579:ALA:HB2	2.50	0.42
6:B:583:MET:O	6:B:587:ILE:HB	2.20	0.42
6:B:594:TRP:HD1	6:B:595:HIS:CB	2.33	0.42
22:B:842:BCR:H343	11:G:21:PHE:CE1	2.55	0.42
11:G:32:ALA:O	11:G:34:GLN:C	2.58	0.42
11:G:44:PHE:CA	11:G:46:ALA:HB2	2.49	0.42
12:H:36:GLN:O	12:H:36:GLN:CG	2.68	0.42
14:J:37:LEU:O	14:J:38:THR:OG1	2.35	0.42
16:L:135:GLY:HA2	16:L:138:LYS:HE2	2.02	0.42
16:L:149:SER:C	16:L:151:VAL:N	2.73	0.42
16:L:160:VAL:C	16:L:161:LEU:O	2.58	0.42
2:2:103:GLY:HA2	20:2:311:CLA:CAB	2.49	0.42
4:4:121:PHE:CD1	4:4:143:PHE:CZ	3.08	0.42
4:4:147:LEU:HD13	4:4:148:GLU:CA	2.43	0.42
20:4:311:CLA:CHD	20:4:311:CLA:HBC2	2.50	0.42
5:A:150:PHE:O	5:A:151:GLN:HG3	2.20	0.42
5:A:224:HIS:CE1	20:A:815:CLA:C1D	3.02	0.42
5:A:274:TRP:CZ2	5:A:278:ALA:HA	2.55	0.42
5:A:338:PHE:C	5:A:338:PHE:CD2	2.93	0.42
5:A:349:ILE:CD1	5:A:422:TYR:HB3	2.50	0.42
5:A:466:THR:HG21	20:B:808:CLA:HBB1	2.01	0.42
5:A:604:TRP:O	5:A:605:MET:C	2.59	0.42
5:A:621:GLN:HG2	5:A:637:ILE:CD1	2.40	0.42
5:A:680:LEU:HD21	6:B:617:MET:SD	2.60	0.42
6:B:25:ILE:H	6:B:25:ILE:HG13	1.57	0.42
6:B:230:TRP:CH2	11:G:11:SER:CB	2.94	0.42

Continued on next page...

Continued from previous page...

Atom-1	Atom-2	Interatomic distance (Å)	Clash overlap (Å)
6:B:310:PRO:CG	6:B:311:PRO:CD	2.88	0.42
6:B:381:PHE:HA	6:B:583:MET:SD	2.60	0.42
6:B:707:LEU:O	6:B:710:LEU:CB	2.68	0.42
7:C:63:LEU:CD1	7:C:64:SER:H	2.32	0.42
8:D:139:LYS:NZ	9:E:41:ARG:HH11	2.18	0.42
10:F:23:LYS:C	10:F:26:GLN:H	2.23	0.42
10:F:65:SER:C	10:F:67:GLY:H	2.23	0.42
11:G:24:PHE:HB3	11:G:28:ARG:HH11	1.85	0.42
11:G:43:HIS:C	11:G:45:GLU:CA	2.88	0.42
11:G:50:ARG:CB	11:G:51:ALA:CA	2.97	0.42
21:K:104:LMU:H1B	21:K:104:LMU:H4B	1.53	0.42
16:L:12:GLN:HA	16:L:13:PRO:HD3	1.82	0.42
16:L:46:ALA:N	16:L:52:ARG:HH12	2.18	0.42
20:L:207:CLA:H11	20:L:207:CLA:C4D	2.50	0.42
17:N:44:GLU:C	17:N:46:PHE:N	2.68	0.42
21:R:106:LMU:H21	21:R:106:LMU:H52	1.82	0.42
1:1:38:ARG:CZ	1:1:139:LYS:HB3	2.50	0.41
20:1:206:CLA:HBC3	20:1:206:CLA:H121	2.02	0.41
2:2:59:ALA:HB3	2:2:172:LEU:HD22	1.99	0.41
2:2:66:GLU:HB3	2:2:67:PHE:H	1.54	0.41
2:2:181:HIS:HE1	20:2:304:CLA:CHA	2.32	0.41
20:2:303:CLA:CHD	20:2:303:CLA:C4	2.97	0.41
3:3:52:LYS:O	3:3:56:TYR:CB	2.68	0.41
3:3:94:ARG:CA	3:3:97:PHE:HE1	2.33	0.41
3:3:207:GLY:O	3:3:208:PRO:C	2.58	0.41
4:4:36:ASN:OD1	4:4:37:LEU:N	2.52	0.41
4:4:86:SER:O	4:4:87:SER:C	2.56	0.41
5:A:87:SER:O	5:A:88:ILE:HB	2.19	0.41
5:A:92:TRP:C	5:A:94:SER:H	2.22	0.41
5:A:183:TRP:C	5:A:185:HIS:N	2.73	0.41
5:A:207:LEU:CD1	20:A:819:CLA:HBB2	2.50	0.41
5:A:216:LEU:CD1	22:A:843:BCR:H11C	2.50	0.41
5:A:527:VAL:HG12	5:A:528:ALA:O	2.20	0.41
5:A:536:THR:O	5:A:537:ALA:HB3	2.20	0.41
5:A:680:LEU:CG	6:B:617:MET:HB2	2.50	0.41
5:A:694:PHE:HZ	6:B:661:PHE:CE1	2.38	0.41
20:A:808:CLA:HBA2	20:A:808:CLA:H3A	1.39	0.41
20:A:815:CLA:C2A	20:A:815:CLA:CGD	2.95	0.41
20:A:836:CLA:CMC	20:A:836:CLA:CBC	2.96	0.41
6:B:16:PRO:HG3	7:C:74:THR:HG22	2.02	0.41
6:B:266:GLN:NE2	6:B:363:GLN:HG2	2.34	0.41

Continued on next page...

Continued from previous page...

Atom-1	Atom-2	Interatomic distance (Å)	Clash overlap (Å)
6:B:304:ILE:CD1	20:B:817:CLA:HED3	2.50	0.41
6:B:373:THR:C	6:B:376:GLN:H	2.24	0.41
6:B:393:PHE:CZ	6:B:398:TYR:HD2	2.37	0.41
6:B:587:ILE:O	6:B:587:ILE:CG2	2.67	0.41
6:B:588:GLY:O	6:B:592:PHE:CB	2.52	0.41
20:B:806:CLA:H192	20:B:825:CLA:H141	2.02	0.41
21:D:201:LMU:H41	21:E:101:LMU:H121	2.00	0.41
9:E:34:SER:O	9:E:35:LYS:CB	2.64	0.41
10:F:75:GLY:O	20:F:205:CLA:HAC2	2.19	0.41
21:F:201:LMU:H101	21:F:201:LMU:H72	1.66	0.41
11:G:20:ARG:NH2	11:G:61:ASN:C	2.74	0.41
17:N:57:LYS:O	17:N:60:PHE:HD1	1.99	0.41
17:N:64:ASP:HB3	17:N:65:LEU:H	1.43	0.41
1:1:38:ARG:HH12	1:1:138:LYS:HD2	1.85	0.41
1:1:63:LEU:O	1:1:63:LEU:CG	2.67	0.41
21:1:217:LMU:C1B	21:1:217:LMU:O3'	2.68	0.41
2:2:51:HIS:HA	2:2:54:TRP:CD1	2.55	0.41
21:2:317:LMU:C2	21:2:317:LMU:H2'	2.49	0.41
20:2:322:CLA:HED1	20:J:101:CLA:C2	2.50	0.41
21:3:321:LMU:H22	21:3:321:LMU:O2'	2.20	0.41
4:4:103:ILE:HD13	4:4:103:ILE:H	1.84	0.41
4:4:148:GLU:HB3	4:4:149:ALA:H	1.78	0.41
5:A:21:LEU:C	5:A:21:LEU:CD1	2.59	0.41
5:A:79:PHE:HZ	5:A:185:HIS:NE2	2.08	0.41
5:A:98:PHE:CD1	5:A:98:PHE:C	2.94	0.41
5:A:127:VAL:CG2	20:A:809:CLA:HBB2	2.50	0.41
5:A:163:GLN:CG	5:A:164:LEU:N	2.83	0.41
5:A:224:HIS:CE1	20:A:815:CLA:NC	2.88	0.41
5:A:244:LEU:H	5:A:244:LEU:HD12	1.85	0.41
5:A:357:GLN:NE2	5:A:360:ILE:HG23	2.35	0.41
5:A:408:VAL:O	5:A:411:ALA:HB3	2.20	0.41
5:A:650:ASN:HD22	6:B:635:ILE:CD1	2.33	0.41
5:A:657:LEU:HD23	20:A:850:CLA:C2D	2.50	0.41
20:A:824:CLA:C5	20:A:825:CLA:CED	2.86	0.41
20:A:826:CLA:H202	22:J:102:BCR:H15C	1.99	0.41
22:A:844:BCR:C31	22:A:844:BCR:HC8	2.50	0.41
6:B:116:ALA:CB	6:B:121:TYR:CD2	3.04	0.41
6:B:325:THR:HG21	6:B:403:ASN:HD21	1.86	0.41
6:B:348:VAL:HG22	20:B:826:CLA:HMD3	2.02	0.41
6:B:387:PHE:CB	6:B:534:LEU:HD13	2.49	0.41
6:B:431:PHE:CD2	20:B:830:CLA:CMA	3.03	0.41

Continued on next page...

Continued from previous page...

Atom-1	Atom-2	Interatomic distance (Å)	Clash overlap (Å)
6:B:486:LEU:HD12	20:B:833:CLA:CMD	2.49	0.41
6:B:534:LEU:HD21	6:B:579:ALA:HB2	2.01	0.41
6:B:560:ASP:CG	7:C:66:ARG:CZ	2.89	0.41
8:D:93:LYS:CB	8:D:93:LYS:HZ2	2.30	0.41
9:E:60:LYS:CG	9:E:61:THR:H	2.19	0.41
10:F:24:LYS:HA	10:F:26:GLN:H	1.79	0.41
10:F:125:LEU:HD11	14:J:18:TRP:CZ3	2.55	0.41
10:F:126:ALA:HB1	10:F:129:LEU:HD12	2.02	0.41
10:F:144:LEU:CD1	10:F:149:LEU:HD13	2.50	0.41
11:G:18:LEU:HD23	11:G:18:LEU:N	2.35	0.41
21:G:101:LMU:H92	21:G:101:LMU:H61	1.69	0.41
22:I:101:BCR:H24C	22:I:101:BCR:H371	1.01	0.41
21:K:105:LMU:H52	21:K:105:LMU:H81	1.59	0.41
16:L:68:PHE:CD1	16:L:68:PHE:N	2.88	0.41
16:L:149:SER:C	16:L:151:VAL:H	2.23	0.41
18:R:41:UNK:N	18:R:42:UNK:CB	2.83	0.41
2:2:188:PRO:C	2:2:190:ASP:N	2.72	0.41
20:2:307:CLA:H42	20:2:307:CLA:H11	1.87	0.41
3:3:111:TYR:HB2	3:3:112:THR:CG2	2.51	0.41
3:3:153:SER:C	3:3:161:GLY:HA2	2.41	0.41
20:3:313:CLA:H52	20:3:313:CLA:H12	1.77	0.41
4:4:75:TRP:CG	20:4:311:CLA:CMD	2.93	0.41
4:4:144:ALA:HB2	4:4:148:GLU:O	2.18	0.41
5:A:66:SER:O	5:A:67:HIS:CB	2.67	0.41
5:A:334:HIS:CD2	20:A:820:CLA:C1B	3.03	0.41
5:A:378:SER:HG	5:A:512:SER:HG	1.68	0.41
5:A:663:GLN:OE1	5:A:753:ARG:CZ	2.69	0.41
20:A:816:CLA:H43	20:A:816:CLA:H12	1.90	0.41
20:A:821:CLA:HED2	20:A:821:CLA:CBA	2.50	0.41
21:A:854:LMU:H1'	21:A:854:LMU:H6D	1.44	0.41
6:B:70:TRP:CD1	6:B:70:TRP:N	2.88	0.41
6:B:152:ALA:O	6:B:153:GLY:O	2.37	0.41
6:B:175:LEU:HD11	20:B:817:CLA:HMA1	2.03	0.41
6:B:188:LEU:HD21	22:B:843:BCR:H281	2.03	0.41
6:B:262:HIS:HA	6:B:263:PRO:HD2	1.93	0.41
6:B:332:PHE:CE1	6:B:408:LEU:HD21	2.55	0.41
6:B:347:LEU:O	6:B:351:HIS:HB2	2.20	0.41
6:B:557:PHE:HE2	7:C:66:ARG:NE	2.16	0.41
20:B:836:CLA:H161	20:B:836:CLA:H203	1.91	0.41
22:B:846:BCR:H353	20:B:851:CLA:H122	2.02	0.41
20:B:851:CLA:H161	20:B:851:CLA:H141	1.73	0.41

Continued on next page...

Continued from previous page...

Atom-1	Atom-2	Interatomic distance (Å)	Clash overlap (Å)
9:E:43:SER:O	9:E:46:PHE:HB2	2.20	0.41
10:F:80:TRP:HZ3	20:F:205:CLA:HMC3	1.82	0.41
10:F:147:GLY:O	10:F:149:LEU:O	2.38	0.41
11:G:28:ARG:HG3	11:G:29:GLU:CB	2.50	0.41
11:G:83:TYR:O	11:G:83:TYR:CD1	2.72	0.41
20:G:102:CLA:O1D	20:G:102:CLA:C1A	2.64	0.41
12:H:77:LEU:HD23	12:H:78:PRO:HD2	2.02	0.41
21:H:106:LMU:H91	21:H:106:LMU:H121	1.84	0.41
13:I:10:PRO:O	13:I:11:LEU:C	2.58	0.41
15:K:46:GLY:O	15:K:47:ILE:HB	2.20	0.41
16:L:10:VAL:HG13	16:L:12:GLN:HE22	1.85	0.41
16:L:33:ILE:O	16:L:35:TRP:N	2.53	0.41
2:2:54:TRP:NE1	2:2:109:ARG:HD2	2.32	0.41
2:2:57:LEU:C	2:2:57:LEU:HD23	2.40	0.41
2:2:152:SER:C	2:2:154:GLN:H	2.24	0.41
20:3:313:CLA:HAA2	20:3:313:CLA:CBD	2.49	0.41
4:4:35:GLU:HB3	4:4:36:ASN:CB	2.24	0.41
4:4:56:ALA:O	4:4:57:GLY:C	2.59	0.41
4:4:142:ASN:O	4:4:143:PHE:CB	2.67	0.41
5:A:87:SER:HA	5:A:90:PHE:HB2	2.02	0.41
5:A:88:ILE:O	5:A:92:TRP:N	2.44	0.41
5:A:97:TYR:HA	5:A:153:TRP:HZ2	1.85	0.41
5:A:182:GLY:C	20:A:811:CLA:HAC1	2.40	0.41
5:A:224:HIS:CE1	20:A:815:CLA:CHD	2.99	0.41
5:A:376:MET:HE3	20:A:827:CLA:OBD	2.20	0.41
5:A:693:LEU:HD13	6:B:665:ILE:HD13	2.02	0.41
20:A:806:CLA:HBA2	20:A:806:CLA:H12	1.78	0.41
21:A:849:LMU:H1'	21:A:849:LMU:H21	1.59	0.41
6:B:68:VAL:O	6:B:69:ALA:CB	2.68	0.41
6:B:75:GLU:HB2	6:B:132:ASN:CB	2.42	0.41
6:B:674:LEU:HA	6:B:677:THR:HG23	2.03	0.41
20:B:804:CLA:HMC3	20:B:806:CLA:OBD	2.20	0.41
20:B:826:CLA:C19	22:B:844:BCR:H14C	2.51	0.41
23:B:841:PQN:H161	23:B:841:PQN:H141	1.41	0.41
7:C:6:LYS:O	7:C:63:LEU:CD2	2.68	0.41
7:C:74:THR:HB	7:C:80:ALA:HB2	1.97	0.41
8:D:100:PHE:O	8:D:113:HIS:HB2	2.21	0.41
11:G:17:PHE:CD2	11:G:17:PHE:N	2.87	0.41
13:I:11:LEU:O	13:I:11:LEU:HD13	2.21	0.41
16:L:64:LEU:CA	16:L:67:PRO:HG2	2.46	0.41
17:N:72:LYS:HB3	17:N:74:LYS:HB2	1.99	0.41

Continued on next page...

Continued from previous page...

Atom-1	Atom-2	Interatomic distance (Å)	Clash overlap (Å)
21:1:219:LMU:C2'	21:1:219:LMU:O6B	2.68	0.41
2:2:57:LEU:O	2:2:60:ALA:N	2.48	0.41
2:2:91:THR:N	2:2:94:LEU:HB2	2.35	0.41
3:3:158:TYR:C	3:3:160:GLY:N	2.70	0.41
20:3:302:CLA:HBC3	20:A:814:CLA:C1D	2.50	0.41
20:3:318:CLA:H122	20:3:318:CLA:C17	2.31	0.41
4:4:36:ASN:O	4:4:39:TRP:CA	2.68	0.41
4:4:115:VAL:O	4:4:116:ASN:C	2.57	0.41
4:4:160:MET:HA	4:4:163:PHE:CB	2.44	0.41
5:A:75:SER:HB3	5:A:354:TRP:HZ2	1.83	0.41
5:A:81:ALA:CA	20:A:804:CLA:HMA1	2.44	0.41
5:A:126:ILE:H	5:A:126:ILE:HG13	1.58	0.41
5:A:490:GLN:HE21	5:A:490:GLN:C	2.24	0.41
5:A:599:PHE:CD1	5:A:600:LEU:HD23	2.36	0.41
5:A:684:PHE:HB2	20:A:851:CLA:HAA1	2.02	0.41
5:A:690:LEU:O	5:A:694:PHE:N	2.42	0.41
20:A:824:CLA:CED	20:A:824:CLA:HAA1	2.50	0.41
20:A:824:CLA:H11	20:A:836:CLA:CAD	2.51	0.41
20:A:841:CLA:H152	22:B:852:BCR:C35	2.47	0.41
20:A:850:CLA:HHD	20:A:850:CLA:CBC	2.43	0.41
6:B:120:VAL:O	6:B:123:TRP:HD1	2.02	0.41
6:B:180:SER:OG	6:B:285:LEU:HA	2.20	0.41
6:B:190:TRP:C	6:B:192:GLY:N	2.73	0.41
6:B:196:HIS:CE1	20:B:813:CLA:C1D	3.04	0.41
6:B:293:THR:HG21	20:B:810:CLA:HMA3	2.02	0.41
6:B:362:ALA:HA	6:B:365:PHE:H	1.84	0.41
6:B:393:PHE:CE2	6:B:398:TYR:HD2	2.38	0.41
6:B:486:LEU:CD1	20:B:833:CLA:CMD	2.99	0.41
6:B:690:LEU:HD21	16:L:129:GLN:HA	2.01	0.41
20:B:828:CLA:H3A	20:B:828:CLA:HBA2	1.47	0.41
10:F:113:LYS:HA	10:F:114:PRO:HD3	1.63	0.41
10:F:151:ASP:OD2	10:F:154:PHE:CG	2.73	0.41
11:G:60:SER:C	11:G:63:PRO:HD2	2.41	0.41
16:L:33:ILE:HD12	16:L:36:TYR:HD1	1.85	0.41
17:N:53:ALA:C	17:N:54:LYS:HD2	2.41	0.41
20:1:215:CLA:H111	20:1:215:CLA:H143	1.56	0.41
2:2:202:ALA:O	2:2:203:THR:OG1	2.29	0.41
20:2:307:CLA:CAD	20:2:307:CLA:HED3	2.27	0.41
20:2:312:CLA:CBC	20:2:312:CLA:CMC	2.93	0.41
3:3:87:GLU:CA	22:3:314:BCR:H382	2.50	0.41
3:3:197:TYR:OH	20:3:304:CLA:C1C	2.68	0.41

Continued on next page...

Continued from previous page...

Atom-1	Atom-2	Interatomic distance (Å)	Clash overlap (Å)
3:3:197:TYR:CE1	20:3:304:CLA:CAB	3.03	0.41
4:4:30:LEU:O	4:4:30:LEU:CG	2.66	0.41
4:4:76:TYR:O	4:4:76:TYR:HD1	1.97	0.41
5:A:35:ALA:O	5:A:36:LYS:HB2	2.21	0.41
5:A:158:ILE:HA	5:A:243:PRO:O	2.20	0.41
5:A:509:ALA:O	5:A:510:SER:CB	2.68	0.41
20:A:805:CLA:H41	22:A:844:BCR:C31	2.51	0.41
20:A:839:CLA:H122	20:A:839:CLA:H72	1.88	0.41
6:B:174:ARG:HH12	20:B:822:CLA:HMD2	1.85	0.41
6:B:586:THR:O	6:B:590:VAL:HG12	2.21	0.41
20:B:815:CLA:H2	20:B:824:CLA:HBB1	2.02	0.41
20:B:823:CLA:H3A	20:B:823:CLA:HBA2	1.39	0.41
8:D:77:LEU:HA	8:D:77:LEU:HD23	1.66	0.41
10:F:23:LYS:O	10:F:26:GLN:CB	2.48	0.41
11:G:20:ARG:NH2	11:G:61:ASN:HA	2.36	0.41
12:H:37:SER:C	12:H:39:PHE:H	2.23	0.41
15:K:51:ASP:N	15:K:52:PRO:HD2	2.36	0.41
21:K:109:LMU:H122	21:K:109:LMU:H91	1.27	0.41
16:L:68:PHE:H	16:L:68:PHE:HD1	1.68	0.41
16:L:123:ARG:C	16:L:124:LYS:HD3	2.41	0.41
20:L:207:CLA:HED2	20:L:207:CLA:CAA	2.47	0.41
21:N:101:LMU:C6'	21:N:101:LMU:C4	2.92	0.41
4:4:80:LYS:O	4:4:81:GLU:HG2	2.21	0.41
4:4:160:MET:CA	4:4:163:PHE:HB2	2.47	0.41
20:4:318:CLA:H52	20:4:318:CLA:H11	1.86	0.41
5:A:76:ARG:NE	5:A:192:LYS:HA	2.35	0.41
5:A:205:HIS:CG	20:A:813:CLA:HMC2	2.55	0.41
5:A:445:HIS:CD2	20:A:829:CLA:HMB1	2.56	0.41
5:A:571:ASP:HB3	7:C:53:ARG:HH12	1.84	0.41
20:A:805:CLA:H161	20:A:805:CLA:H141	1.63	0.41
20:A:833:CLA:HBC1	22:A:846:BCR:C3	2.39	0.41
22:A:845:BCR:C8	22:A:845:BCR:C32	2.98	0.41
6:B:192:GLY:HA2	20:B:813:CLA:HMC3	2.03	0.41
6:B:448:THR:OG1	6:B:451:LYS:HB2	2.20	0.41
6:B:522:ALA:O	6:B:589:TRP:HE3	2.03	0.41
6:B:594:TRP:CD1	6:B:595:HIS:HB2	2.53	0.41
6:B:603:ARG:HB2	6:B:732:LYS:HD3	2.03	0.41
6:B:710:LEU:HD22	6:B:710:LEU:HA	1.94	0.41
21:B:801:LMU:H62	21:B:801:LMU:H91	1.94	0.41
20:B:820:CLA:HBA2	20:B:820:CLA:H3A	1.43	0.41
7:C:7:ILE:HG12	7:C:8:TYR:N	2.35	0.41

Continued on next page...

Continued from previous page...

Atom-1	Atom-2	Interatomic distance (Å)	Clash overlap (Å)
8:D:53:PRO:HB2	8:D:54:LYS:H	1.63	0.41
9:E:36:VAL:HG11	9:E:87:VAL:HG11	2.03	0.41
10:F:22:LEU:HA	10:F:25:LEU:HD13	2.03	0.41
21:K:106:LMU:O2B	21:K:106:LMU:H5B	2.21	0.41
16:L:15:ASN:N	16:L:24:GLU:OE1	2.53	0.41
16:L:95:LEU:HD13	22:L:210:BCR:H313	1.98	0.41
17:N:45:ASN:CG	17:N:57:LYS:HZ1	2.17	0.41
19:P:1:GLC:C1	19:P:1:GLC:HO6	2.33	0.41
19:Z:1:GLC:HO2	19:Z:2:FRU:C5	2.26	0.41
2:2:191:ASN:ND2	2:2:196:HIS:ND1	2.69	0.41
3:3:49:ILE:CA	3:3:51:PRO:HD2	2.51	0.41
3:3:189:LEU:C	3:3:191:MET:N	2.74	0.41
20:3:311:CLA:H111	20:3:311:CLA:H143	1.60	0.41
21:3:321:LMU:H3B	19:S:2:FRU:O4	2.21	0.41
4:4:44:GLU:HB3	4:4:45:LEU:H	1.73	0.41
4:4:108:ASP:O	4:4:111:ASN:O	2.39	0.41
4:4:127:PRO:HB2	4:4:128:ALA:H	1.52	0.41
20:4:318:CLA:H41	20:4:318:CLA:H61	1.64	0.41
5:A:57:LEU:O	5:A:61:ALA:HB2	2.21	0.41
5:A:344:LYS:HB3	5:A:344:LYS:HE2	1.89	0.41
5:A:554:LEU:CD2	20:B:851:CLA:O2D	2.69	0.41
20:A:811:CLA:H72	20:A:811:CLA:H111	1.49	0.41
6:B:309:ILE:CD1	6:B:312:GLY:HA3	2.51	0.41
6:B:525:LEU:O	6:B:525:LEU:CD2	2.55	0.41
6:B:657:TRP:HB3	6:B:658:ALA:H	1.58	0.41
6:B:658:ALA:O	6:B:661:PHE:CD2	2.69	0.41
20:B:807:CLA:H193	20:B:825:CLA:H192	2.02	0.41
20:B:819:CLA:HBC3	22:B:842:BCR:HC7	2.01	0.41
20:B:824:CLA:H8	22:B:845:BCR:C12	2.45	0.41
7:C:5:VAL:HG23	7:C:65:VAL:HG21	1.23	0.41
7:C:62:PHE:CZ	9:E:42:GLU:CB	3.04	0.41
7:C:69:LEU:O	7:C:71:HIS:N	2.53	0.41
8:D:111:TYR:CD2	8:D:114:PRO:CG	3.04	0.41
16:L:90:GLY:O	16:L:94:ILE:N	2.49	0.41
17:N:35:VAL:HG12	17:N:35:VAL:O	2.20	0.41
17:N:65:LEU:O	17:N:67:LEU:CA	2.69	0.41
17:N:69:CYS:O	17:N:72:LYS:HE3	2.20	0.41
17:N:72:LYS:CD	17:N:74:LYS:HG3	2.44	0.41
19:V:2:FRU:O3	19:V:2:FRU:O1	2.29	0.41
1:1:36:LEU:O	1:1:40:LYS:N	2.54	0.41
1:1:142:GLU:OE1	20:1:201:CLA:HMD3	2.20	0.41

Continued on next page...

Continued from previous page...

Atom-1	Atom-2	Interatomic distance (Å)	Clash overlap (Å)
20:1:202:CLA:H8	20:1:202:CLA:H41	0.50	0.41
20:1:215:CLA:O2D	20:1:215:CLA:CAA	2.65	0.41
3:3:47:GLY:O	3:3:48:PHE:CD2	2.74	0.41
3:3:120:LEU:O	3:3:123:PHE:HB3	2.21	0.41
3:3:158:TYR:CB	3:3:159:PRO:CD	2.82	0.41
5:A:44:ILE:H	5:A:44:ILE:HG13	1.57	0.41
5:A:76:ARG:HE	5:A:192:LYS:HA	1.86	0.41
5:A:124:TRP:HA	5:A:124:TRP:HE3	1.84	0.41
5:A:177:LEU:C	5:A:179:LEU:N	2.74	0.41
5:A:227:LEU:HG	5:A:296:LEU:HB2	2.03	0.41
5:A:277:TYR:HD2	5:A:279:ASP:H	1.68	0.41
5:A:430:ASP:O	5:A:432:LEU:N	2.54	0.41
5:A:432:LEU:O	5:A:434:ARG:N	2.53	0.41
5:A:436:LEU:O	5:A:438:HIS:O	2.37	0.41
5:A:449:VAL:HG21	20:A:836:CLA:CHC	2.50	0.41
5:A:523:VAL:HG13	5:A:524:GLY:N	2.36	0.41
5:A:703:LEU:HD22	5:A:703:LEU:HA	1.66	0.41
20:A:803:CLA:HBB2	20:A:804:CLA:C1C	2.51	0.41
20:A:825:CLA:H2	20:A:825:CLA:H62	1.90	0.41
20:A:828:CLA:HAA1	20:A:828:CLA:HBD	2.02	0.41
22:A:844:BCR:H341	22:A:844:BCR:H11C	1.69	0.41
22:A:847:BCR:C39	22:A:847:BCR:C23	2.74	0.41
6:B:122:GLN:HG3	6:B:361:ILE:CG1	2.44	0.41
6:B:303:TYR:H	6:B:306:GLU:HB2	1.84	0.41
6:B:307:ALA:O	6:B:308:HIS:O	2.38	0.41
6:B:416:GLU:O	6:B:420:SER:OG	2.39	0.41
6:B:431:PHE:HD2	20:B:830:CLA:HMA3	1.85	0.41
6:B:577:TYR:CD2	6:B:577:TYR:C	2.93	0.41
6:B:605:ASN:C	6:B:605:ASN:HD22	2.24	0.41
6:B:606:VAL:O	6:B:608:GLN:N	2.53	0.41
6:B:694:ARG:HD2	13:I:28:VAL:CG1	2.51	0.41
6:B:696:LYS:NZ	8:D:39:LYS:HE3	2.35	0.41
20:B:806:CLA:C7	25:B:848:LMG:H381	2.49	0.41
20:B:811:CLA:CBC	20:B:811:CLA:CMC	2.91	0.41
20:B:819:CLA:CBA	20:B:820:CLA:O1A	2.68	0.41
20:B:820:CLA:CBB	20:B:820:CLA:H51	2.50	0.41
20:B:830:CLA:C7	22:F:203:BCR:H402	2.50	0.41
20:B:830:CLA:HBD	20:B:830:CLA:HBA1	2.01	0.41
20:B:832:CLA:HMD2	20:B:833:CLA:CMC	2.51	0.41
20:B:832:CLA:ND	20:B:833:CLA:HBB2	2.36	0.41
20:B:834:CLA:HBA2	20:B:834:CLA:H3A	1.67	0.41

Continued on next page...

Continued from previous page...

Atom-1	Atom-2	Interatomic distance (Å)	Clash overlap (Å)
20:B:838:CLA:H191	13:I:21:MET:HE1	2.03	0.41
23:B:841:PQN:C17	22:B:846:BCR:C33	2.93	0.41
8:D:70:GLU:OE1	8:D:71:GLY:O	2.39	0.41
8:D:86:LEU:HA	8:D:90:LEU:HB2	2.02	0.41
10:F:17:ARG:NE	10:F:17:ARG:CA	2.83	0.41
10:F:17:ARG:O	10:F:21:ALA:HB3	2.21	0.41
10:F:26:GLN:C	10:F:28:SER:H	2.24	0.41
11:G:23:PHE:CE2	11:G:24:PHE:HB2	2.56	0.41
11:G:44:PHE:HA	11:G:46:ALA:HB2	2.03	0.41
14:J:19:PHE:CD2	14:J:19:PHE:C	2.94	0.41
20:J:103:CLA:CHA	20:J:103:CLA:HED2	2.45	0.41
16:L:6:PRO:HB2	16:L:9:GLN:O	2.20	0.41
16:L:14:LEU:HD21	16:L:21:GLY:O	2.20	0.41
17:N:57:LYS:CG	17:N:58:VAL:N	2.27	0.41
21:R:101:LMU:H4'	21:R:101:LMU:H1'	1.86	0.41
21:R:102:LMU:H92	21:R:102:LMU:H62	1.26	0.41
21:R:109:LMU:H6D	21:R:109:LMU:C5B	2.50	0.41
21:R:109:LMU:O2'	21:R:109:LMU:C2	2.68	0.41
1:1:121:LYS:HB3	1:1:124:PRO:HG3	2.03	0.41
20:1:206:CLA:H41	20:1:206:CLA:H62	1.76	0.41
21:1:218:LMU:C1B	21:1:218:LMU:O3'	2.65	0.41
2:2:52:SER:C	2:2:54:TRP:N	2.75	0.41
3:3:84:ILE:N	3:3:85:PRO:HD3	2.36	0.41
3:3:92:TRP:O	3:3:95:THR:CG2	2.68	0.41
20:4:316:CLA:CHD	20:4:316:CLA:CBC	2.83	0.41
5:A:141:ARG:CD	10:F:40:LEU:H	2.34	0.41
5:A:316:MET:HA	5:A:317:TYR:HA	1.69	0.41
5:A:370:ILE:CD1	20:A:824:CLA:CGD	2.99	0.41
5:A:376:MET:CE	20:A:827:CLA:OBD	2.69	0.41
5:A:554:LEU:HD21	20:B:851:CLA:O2D	2.20	0.41
5:A:614:PHE:HE1	20:A:850:CLA:H62	1.86	0.41
20:A:818:CLA:H8	20:A:818:CLA:H152	2.02	0.41
20:A:831:CLA:H3A	20:A:831:CLA:HBA1	1.84	0.41
6:B:301:ILE:O	6:B:301:ILE:HG23	2.21	0.41
6:B:334:LEU:HD22	20:B:805:CLA:CHD	2.51	0.41
6:B:696:LYS:HB2	6:B:696:LYS:HE2	1.83	0.41
20:B:823:CLA:H42	20:B:836:CLA:CBA	2.51	0.41
20:B:830:CLA:HAA1	22:F:202:BCR:H16C	2.03	0.41
22:B:844:BCR:C8	22:B:844:BCR:C33	2.86	0.41
22:B:844:BCR:H15C	22:B:844:BCR:H351	1.78	0.41
21:B:847:LMU:H91	21:B:847:LMU:H62	1.67	0.41

Continued on next page...

Continued from previous page...

Atom-1	Atom-2	Interatomic distance (Å)	Clash overlap (Å)
8:D:96:ILE:O	8:D:97:LYS:CB	2.69	0.41
11:G:58:LEU:HB2	11:G:59:LYS:H	1.35	0.41
21:H:104:LMU:H81	21:H:104:LMU:C4	2.40	0.41
16:L:112:PRO:O	16:L:113:SER:CB	2.68	0.41
20:L:207:CLA:HBC2	20:L:207:CLA:CHD	2.51	0.41
17:N:9:LYS:HB3	17:N:9:LYS:HE2	1.86	0.41
17:N:45:ASN:ND2	17:N:54:LYS:CD	2.73	0.41
2:2:42:ARG:CG	2:2:45:VAL:HB	2.47	0.40
2:2:109:ARG:O	2:2:113:ILE:HG23	2.21	0.40
2:2:182:ILE:HG22	2:2:205:PHE:HB2	2.03	0.40
4:4:127:PRO:O	4:4:129:GLY:N	2.37	0.40
21:4:301:LMU:H1'	21:4:301:LMU:H6D	1.87	0.40
5:A:112:ASP:N	5:A:113:PRO:HD3	2.36	0.40
5:A:156:SER:HB2	5:A:159:THR:H	1.86	0.40
5:A:226:SER:O	5:A:230:ASN:OD1	2.39	0.40
5:A:369:THR:HG22	20:A:827:CLA:HMC1	2.02	0.40
5:A:392:GLN:O	5:A:392:GLN:CD	2.60	0.40
5:A:483:GLN:OE1	5:A:483:GLN:HA	2.21	0.40
5:A:541:VAL:HA	5:A:544:ILE:HG22	2.03	0.40
5:A:588:GLY:N	6:B:668:ARG:CZ	2.84	0.40
5:A:691:MET:HE3	23:A:842:PQN:H2M1	2.01	0.40
5:A:744:ALA:HB2	22:A:847:BCR:C30	2.36	0.40
20:A:805:CLA:HBA1	20:A:805:CLA:H3A	1.66	0.40
20:A:806:CLA:C2	20:A:806:CLA:H71	2.51	0.40
6:B:51:PHE:CD1	20:B:811:CLA:HED1	2.56	0.40
6:B:53:GLN:O	6:B:54:LEU:HB2	2.21	0.40
6:B:197:VAL:HG22	6:B:207:VAL:HG11	2.03	0.40
6:B:308:HIS:ND1	6:B:309:ILE:N	2.68	0.40
6:B:593:TYR:CD1	20:B:835:CLA:HMC2	2.56	0.40
6:B:693:TRP:HE1	20:B:838:CLA:CHD	2.33	0.40
20:B:817:CLA:HMD3	20:B:819:CLA:C3B	2.51	0.40
7:C:73:THR:HB	7:C:74:THR:H	1.17	0.40
10:F:23:LYS:HD2	10:F:23:LYS:HA	1.60	0.40
10:F:46:MET:C	10:F:50:LYS:HB2	2.41	0.40
10:F:68:LEU:HA	10:F:69:PRO:HD3	1.88	0.40
12:H:55:LYS:O	12:H:56:PHE:HB2	2.21	0.40
13:I:1:MET:O	13:I:2:ILE:CG2	2.59	0.40
13:I:20:ALA:O	13:I:24:LEU:N	2.54	0.40
22:J:102:BCR:C8	22:J:102:BCR:H311	2.51	0.40
16:L:104:ILE:HD12	16:L:104:ILE:C	2.42	0.40
20:L:202:CLA:H72	20:L:203:CLA:HBA1	2.04	0.40

Continued on next page...

Continued from previous page...

Atom-1	Atom-2	Interatomic distance (Å)	Clash overlap (Å)
1:1:109:GLU:OE2	20:1:209:CLA:C1B	2.69	0.40
2:2:70:LYS:HE3	2:2:70:LYS:HB3	1.70	0.40
21:2:317:LMU:H6'1	21:3:321:LMU:H111	2.02	0.40
3:3:50:GLU:HG3	3:3:51:PRO:N	2.36	0.40
4:4:32:GLU:H	4:4:32:GLU:CD	2.23	0.40
4:4:99:HIS:C	4:4:103:ILE:HD11	2.41	0.40
5:A:225:VAL:C	5:A:228:PRO:HD2	2.42	0.40
5:A:281:LEU:CD2	20:A:816:CLA:CMA	3.00	0.40
5:A:364:MET:HG3	20:A:823:CLA:HMB2	2.01	0.40
5:A:382:TYR:CD2	20:A:827:CLA:HED3	2.56	0.40
5:A:414:ALA:O	5:A:417:PHE:HB3	2.21	0.40
5:A:445:HIS:CE1	20:A:829:CLA:CMB	3.04	0.40
5:A:583:GLY:O	5:A:589:THR:HB	2.21	0.40
5:A:639:ALA:O	5:A:640:GLY:C	2.59	0.40
5:A:753:ARG:HH11	5:A:753:ARG:HD3	1.73	0.40
20:A:831:CLA:C4	16:L:64:LEU:CD2	2.94	0.40
20:A:838:CLA:HBA2	20:A:838:CLA:H3A	1.66	0.40
6:B:256:THR:HG23	6:B:272:ASP:OD1	2.22	0.40
6:B:260:GLY:H	6:B:269:TRP:HE1	1.69	0.40
6:B:285:LEU:HD12	22:B:842:BCR:C17	2.51	0.40
6:B:288:GLY:O	6:B:289:LEU:HD12	2.21	0.40
6:B:560:ASP:CG	7:C:52:LYS:HZ3	2.24	0.40
6:B:691:ILE:O	6:B:691:ILE:HG22	2.21	0.40
20:B:803:CLA:C4A	20:B:803:CLA:HBA2	2.50	0.40
8:D:48:ILE:CA	8:D:100:PHE:HB3	2.51	0.40
8:D:109:VAL:O	8:D:110:GLN:HG3	2.21	0.40
10:F:77:GLN:O	10:F:78:ARG:HG2	2.21	0.40
10:F:142:ARG:NH1	10:F:142:ARG:HA	2.35	0.40
12:H:19:GLY:O	12:H:20:GLN:CB	2.69	0.40
16:L:125:LYS:C	16:L:127:PRO:CD	2.88	0.40
17:N:58:VAL:O	17:N:59:PRO:C	2.59	0.40
20:1:202:CLA:CBB	20:1:206:CLA:HHC	2.51	0.40
21:1:219:LMU:H1B	21:1:219:LMU:H5'	1.31	0.40
2:2:124:ILE:O	2:2:125:PHE:CG	2.74	0.40
3:3:192:LEU:C	3:3:194:ILE:H	2.23	0.40
4:4:187:ASP:HA	4:4:188:PRO:HD3	1.81	0.40
4:4:192:THR:CG2	4:4:193:ILE:N	2.84	0.40
5:A:46:LYS:H	5:A:46:LYS:HG2	1.80	0.40
5:A:451:ILE:HD13	20:A:830:CLA:CED	2.42	0.40
5:A:567:ARG:CB	5:A:567:ARG:HH21	2.34	0.40
20:A:806:CLA:HAA2	20:A:806:CLA:CBD	2.52	0.40

Continued on next page...

Continued from previous page...

Atom-1	Atom-2	Interatomic distance (Å)	Clash overlap (Å)
20:A:808:CLA:H112	20:A:826:CLA:H91	2.02	0.40
20:A:837:CLA:NC	20:B:803:CLA:HBC2	2.36	0.40
20:A:851:CLA:CED	20:A:851:CLA:C3D	2.98	0.40
6:B:22:TRP:CZ2	20:B:838:CLA:HMB1	2.57	0.40
6:B:299:HIS:NE2	20:B:819:CLA:CED	2.85	0.40
6:B:353:TYR:HB2	6:B:594:TRP:CH2	2.56	0.40
20:B:839:CLA:HBA2	20:B:839:CLA:H3A	1.76	0.40
7:C:3:HIS:ND1	7:C:69:LEU:HD12	2.37	0.40
7:C:51:CYS:HB2	7:C:53:ARG:H	1.85	0.40
10:F:6:THR:HB	10:F:7:PRO:HD2	2.02	0.40
10:F:29:LEU:HB3	10:F:30:LYS:H	1.72	0.40
10:F:51:LYS:C	10:F:53:PHE:N	2.74	0.40
10:F:116:GLN:HE21	10:F:116:GLN:HB2	1.61	0.40
11:G:71:VAL:O	11:G:76:SER:OG	2.39	0.40
12:H:62:GLY:O	13:I:15:LEU:HD22	2.20	0.40
15:K:5:SER:C	15:K:7:THR:N	2.75	0.40
16:L:9:GLN:HG3	16:L:10:VAL:N	2.36	0.40
16:L:77:THR:HG21	16:L:82:ALA:CB	2.47	0.40
19:Z:1:GLC:C2	19:Z:2:FRU:C5	2.97	0.40
2:2:95:PHE:O	2:2:99:LEU:N	2.44	0.40
3:3:56:TYR:CD1	3:3:185:LYS:NZ	2.84	0.40
4:4:147:LEU:HD22	4:4:148:GLU:HG2	2.02	0.40
4:4:166:PHE:O	4:4:169:GLN:CB	2.55	0.40
4:4:184:HIS:ND1	4:4:184:HIS:C	2.74	0.40
5:A:150:PHE:N	5:A:153:TRP:HE3	2.19	0.40
5:A:173:VAL:HG23	5:A:174:PHE:H	1.86	0.40
5:A:242:ILE:CG1	5:A:243:PRO:HD3	2.44	0.40
5:A:413:HIS:HA	5:A:416:ILE:HD12	2.03	0.40
5:A:416:ILE:O	5:A:420:ARG:O	2.38	0.40
5:A:606:TYR:HH	20:A:850:CLA:HED3	1.87	0.40
5:A:751:LEU:H	5:A:751:LEU:HG	1.69	0.40
22:A:847:BCR:H371	22:A:847:BCR:H24C	1.79	0.40
6:B:52:GLY:O	6:B:56:ILE:HG12	2.21	0.40
6:B:122:GLN:HB2	6:B:358:TYR:HB3	2.02	0.40
6:B:137:THR:HA	6:B:140:ILE:CD1	2.52	0.40
6:B:285:LEU:O	6:B:288:GLY:O	2.39	0.40
6:B:387:PHE:O	6:B:391:PRO:CD	2.67	0.40
6:B:500:ALA:HB3	6:B:507:SER:O	2.21	0.40
20:B:808:CLA:H93	20:B:808:CLA:H61	1.85	0.40
7:C:11:CYS:C	7:C:13:GLY:N	2.74	0.40
10:F:96:TRP:HE3	10:F:134:PHE:N	2.17	0.40

Continued on next page...

Continued from previous page...

Atom-1	Atom-2	Interatomic distance (Å)	Clash overlap (Å)
11:G:28:ARG:CD	11:G:33:LYS:HE2	2.48	0.40
11:G:58:LEU:HA	11:G:61:ASN:OD1	2.21	0.40
13:I:12:VAL:HG23	13:I:13:GLY:H	1.87	0.40
22:I:101:BCR:HC7	22:I:101:BCR:H321	1.92	0.40
16:L:21:GLY:C	16:L:23:LEU:H	2.24	0.40
16:L:33:ILE:HG13	16:L:37:LEU:CD2	2.52	0.40
19:U:2:FRU:O1	19:U:2:FRU:O3	2.29	0.40
20:1:206:CLA:CAA	21:4:301:LMU:O3'	2.62	0.40
21:2:319:LMU:H4'	21:2:319:LMU:C3B	2.47	0.40
20:4:304:CLA:CBB	20:4:304:CLA:HMB1	2.50	0.40
5:A:40:PHE:O	5:A:40:PHE:CG	2.74	0.40
5:A:126:ILE:O	5:A:126:ILE:HD12	2.22	0.40
5:A:213:LEU:O	22:A:844:BCR:C17	2.70	0.40
5:A:396:PHE:CE2	5:A:616:PHE:CD1	3.09	0.40
5:A:652:TRP:CE2	20:A:850:CLA:H142	2.56	0.40
5:A:701:GLN:NE2	5:A:724:ALA:H	2.20	0.40
23:A:842:PQN:H152	22:F:202:BCR:H322	2.02	0.40
6:B:174:ARG:O	6:B:175:LEU:CB	2.67	0.40
6:B:188:LEU:O	6:B:190:TRP:N	2.55	0.40
6:B:193:HIS:O	6:B:194:LEU:C	2.58	0.40
6:B:203:ARG:HB3	6:B:270:LEU:CD1	2.51	0.40
6:B:222:LEU:O	6:B:223:GLY:C	2.60	0.40
6:B:227:THR:O	6:B:229:GLN:N	2.54	0.40
6:B:300:SER:O	6:B:302:LYS:O	2.40	0.40
6:B:435:GLY:HA3	20:B:831:CLA:HBB1	2.02	0.40
6:B:471:THR:O	6:B:472:TYR:C	2.60	0.40
20:B:804:CLA:C4C	22:I:103:BCR:H401	2.51	0.40
22:B:842:BCR:H11C	22:B:842:BCR:H341	1.73	0.40
12:H:53:LEU:O	12:H:54:LEU:HB3	2.22	0.40
15:K:11:MET:SD	15:K:15:THR:OG1	2.79	0.40
20:L:208:CLA:HAC1	22:L:210:BCR:H322	2.03	0.40

All (69) symmetry-related close contacts are listed below. The label for Atom-2 includes the symmetry operator and encoded unit-cell translations to be applied.

Atom-1	Atom-2	Interatomic distance (Å)	Clash overlap (Å)
22:3:314:BCR:C28	21:B:847:LMU:C5[2_556]	0.48	1.72
22:3:314:BCR:C40	21:B:847:LMU:C8[2_556]	0.57	1.63
4:4:130:GLU:O	16:L:159:TYR:OH[1_655]	0.69	1.51
3:3:181:LEU:CG	6:B:490:ARG:NH2[1_556]	0.72	1.48

Continued on next page...

Continued from previous page...

Atom-1	Atom-2	Interatomic distance (Å)	Clash overlap (Å)
11:G:31:MET:CE	17:N:85:TRP:NE1[2_546]	0.72	1.48
22:3:314:BCR:C38	21:B:847:LMU:C12[2_556]	0.82	1.38
4:4:130:GLU:C	16:L:159:TYR:OH[1_655]	0.88	1.32
3:3:182:LYS:NZ	6:B:491:ASN:ND2[1_556]	0.89	1.31
11:G:31:MET:CE	17:N:85:TRP:CD1[2_546]	1.03	1.17
3:3:181:LEU:CD1	6:B:490:ARG:NH2[1_556]	1.08	1.12
22:3:314:BCR:C29	21:B:847:LMU:C7[2_556]	1.12	1.08
22:3:314:BCR:C26	21:B:847:LMU:C11[2_556]	1.15	1.05
22:3:314:BCR:C29	21:B:847:LMU:C6[2_556]	1.21	0.99
22:3:314:BCR:C28	21:B:847:LMU:C6[2_556]	1.26	0.94
11:G:31:MET:SD	17:N:85:TRP:CD2[2_546]	1.27	0.93
3:3:182:LYS:CE	6:B:491:ASN:ND2[1_556]	1.30	0.90
22:3:314:BCR:C25	21:B:847:LMU:C10[2_556]	1.30	0.90
22:3:314:BCR:C38	21:B:847:LMU:C11[2_556]	1.37	0.83
3:3:181:LEU:CD2	6:B:490:ARG:NH1[1_556]	1.39	0.81
22:3:314:BCR:C30	21:B:847:LMU:C6[2_556]	1.40	0.80
22:3:314:BCR:C30	21:B:847:LMU:C7[2_556]	1.42	0.78
11:G:31:MET:CE	17:N:85:TRP:CE2[2_546]	1.43	0.77
22:3:314:BCR:C25	21:B:847:LMU:C9[2_556]	1.50	0.70
22:3:314:BCR:C25	21:B:847:LMU:C6[2_556]	1.52	0.68
22:3:314:BCR:C40	21:B:847:LMU:C9[2_556]	1.53	0.67
22:3:314:BCR:C24	21:B:847:LMU:C10[2_556]	1.53	0.67
3:3:181:LEU:CG	6:B:490:ARG:CZ[1_556]	1.58	0.62
21:4:320:LMU:C6B	21:R:109:LMU:C11[1_654]	1.58	0.62
22:3:314:BCR:C30	21:B:847:LMU:C8[2_556]	1.59	0.61
22:3:314:BCR:C29	21:B:847:LMU:C5[2_556]	1.62	0.58
22:3:314:BCR:C30	21:B:847:LMU:C9[2_556]	1.65	0.55
11:G:31:MET:SD	17:N:85:TRP:CG[2_546]	1.66	0.54
22:3:314:BCR:C27	21:B:847:LMU:C6[2_556]	1.68	0.52
4:4:130:GLU:O	16:L:159:TYR:CZ[1_655]	1.68	0.52
22:3:314:BCR:C26	21:B:847:LMU:C10[2_556]	1.69	0.51
22:3:314:BCR:C26	21:B:847:LMU:C6[2_556]	1.69	0.51
3:3:181:LEU:CD2	6:B:490:ARG:CZ[1_556]	1.70	0.50
11:G:34:GLN:NE2	21:2:320:LMU:C7[2_646]	1.71	0.49
11:G:31:MET:CE	17:N:85:TRP:CG[2_546]	1.71	0.49
22:3:314:BCR:C24	21:B:847:LMU:C9[2_556]	1.72	0.48
3:3:181:LEU:CD2	6:B:490:ARG:NH2[1_556]	1.73	0.47
20:1:207:CLA:O1A	20:K:101:CLA:O2A[1_654]	1.74	0.46
22:3:314:BCR:C40	21:B:847:LMU:C7[2_556]	1.78	0.42
22:3:314:BCR:C25	21:B:847:LMU:C11[2_556]	1.81	0.39
22:3:314:BCR:C28	21:B:847:LMU:C4[2_556]	1.85	0.35

Continued on next page...

Continued from previous page...

Atom-1	Atom-2	Interatomic distance (Å)	Clash overlap (Å)
6:B:295:PHE:CE1	17:N:85:TRP:CH2[2_546]	1.85	0.35
22:3:314:BCR:C38	21:B:847:LMU:C10[2_556]	1.86	0.34
11:G:30:ASN:OD1	21:2:320:LMU:C9[2_646]	1.88	0.32
22:3:314:BCR:C26	21:B:847:LMU:C12[2_556]	1.89	0.31
11:G:31:MET:CE	17:N:85:TRP:CD2[2_546]	1.89	0.31
11:G:31:MET:SD	17:N:85:TRP:CE2[2_546]	1.89	0.31
3:3:182:LYS:NZ	6:B:491:ASN:CG[1_556]	1.91	0.29
6:B:3:LEU:CD2	10:F:34:ASP:OD2[2_546]	1.93	0.27
4:4:130:GLU:CA	16:L:159:TYR:OH[1_655]	1.94	0.26
4:4:126:LEU:CD2	16:L:74:LEU:O[1_655]	1.95	0.25
22:3:314:BCR:C27	21:B:847:LMU:C5[2_556]	1.96	0.24
21:4:320:LMU:C6B	21:R:109:LMU:C12[1_654]	1.97	0.23
21:4:320:LMU:C6B	21:R:109:LMU:C10[1_654]	2.02	0.18
4:4:131:VAL:N	16:L:159:TYR:OH[1_655]	2.05	0.15
11:G:31:MET:SD	17:N:85:TRP:CE3[2_546]	2.05	0.15
4:4:133:TYR:OH	16:L:156:PHE:O[1_655]	2.07	0.13
21:4:320:LMU:O3B	21:R:109:LMU:C10[1_654]	2.08	0.12
21:4:320:LMU:O6B	21:R:109:LMU:C12[1_654]	2.08	0.12
6:B:295:PHE:CE1	17:N:85:TRP:CZ3[2_546]	2.10	0.10
3:3:87:GLU:O	21:B:847:LMU:C12[2_556]	2.13	0.07
3:3:181:LEU:CB	6:B:490:ARG:NH2[1_556]	2.14	0.06
4:4:126:LEU:O	16:L:78:GLU:N[1_655]	2.14	0.06
21:2:313:LMU:O2B	20:A:833:CLA:CMB[1_655]	2.16	0.04
3:3:87:GLU:C	21:B:847:LMU:C12[2_556]	2.16	0.04

5.3 Torsion angles [i](#)

5.3.1 Protein backbone [i](#)

In the following table, the Percentiles column shows the percent Ramachandran outliers of the chain as a percentile score with respect to all X-ray entries followed by that with respect to entries of similar resolution.

The Analysed column shows the number of residues for which the backbone conformation was analysed, and the total number of residues.

Mol	Chain	Analysed	Favoured	Allowed	Outliers	Percentiles
1	1	160/241 (66%)	83 (52%)	47 (29%)	30 (19%)	0 2
2	2	174/269 (65%)	62 (36%)	48 (28%)	64 (37%)	0 0
3	3	154/276 (56%)	77 (50%)	42 (27%)	35 (23%)	0 1

Continued on next page...

Continued from previous page...

Mol	Chain	Analysed	Favoured	Allowed	Outliers	Percentiles	
4	4	164/251 (65%)	56 (34%)	47 (29%)	61 (37%)	0	0
5	A	726/758 (96%)	333 (46%)	198 (27%)	195 (27%)	0	0
6	B	731/734 (100%)	362 (50%)	186 (25%)	183 (25%)	0	0
7	C	79/81 (98%)	23 (29%)	29 (37%)	27 (34%)	0	0
8	D	136/212 (64%)	49 (36%)	41 (30%)	46 (34%)	0	0
9	E	63/143 (44%)	28 (44%)	15 (24%)	20 (32%)	0	0
10	F	152/231 (66%)	69 (45%)	41 (27%)	42 (28%)	0	0
11	G	93/167 (56%)	37 (40%)	25 (27%)	31 (33%)	0	0
12	H	67/144 (46%)	28 (42%)	15 (22%)	24 (36%)	0	0
13	I	28/40 (70%)	10 (36%)	11 (39%)	7 (25%)	0	0
14	J	40/44 (91%)	19 (48%)	11 (28%)	10 (25%)	0	0
15	K	82/131 (63%)	54 (66%)	12 (15%)	16 (20%)	0	2
16	L	159/216 (74%)	65 (41%)	46 (29%)	48 (30%)	0	0
17	N	83/170 (49%)	22 (26%)	19 (23%)	42 (51%)	0	0
All	All	3091/4108 (75%)	1377 (44%)	833 (27%)	881 (28%)	0	0

All (881) Ramachandran outliers are listed below:

Mol	Chain	Res	Type
1	1	25	ASP
1	1	30	GLY
1	1	35	ASN
1	1	90	PRO
1	1	130	PRO
1	1	137	PRO
1	1	161	PHE
1	1	178	ALA
1	1	183	ASP
2	2	37	ASP
2	2	40	SER
2	2	41	LEU
2	2	42	ARG
2	2	45	VAL
2	2	66	GLU
2	2	70	LYS
2	2	74	LEU
2	2	75	ASN

Continued on next page...

Continued from previous page...

Mol	Chain	Res	Type
2	2	81	THR
2	2	104	TRP
2	2	120	ASN
2	2	125	PHE
2	2	128	ASN
2	2	129	LYS
2	2	130	LEU
2	2	149	GLY
2	2	154	GLN
2	2	159	LEU
2	2	160	ARG
2	2	188	PRO
2	2	189	ILE
2	2	190	ASP
2	2	197	LEU
2	2	200	PRO
2	2	204	ILE
2	2	207	ALA
2	2	209	THR
2	2	210	PRO
3	3	48	PHE
3	3	49	ILE
3	3	85	PRO
3	3	97	PHE
3	3	107	TRP
3	3	108	ALA
3	3	110	SER
3	3	111	TYR
3	3	113	LEU
3	3	134	LYS
3	3	135	PRO
3	3	142	TYR
3	3	158	TYR
3	3	159	PRO
3	3	164	PHE
3	3	166	PRO
3	3	167	LEU
3	3	172	ASP
3	3	206	VAL
3	3	210	GLN
4	4	32	GLU
4	4	34	PRO

Continued on next page...

Continued from previous page...

Mol	Chain	Res	Type
4	4	35	GLU
4	4	38	ARG
4	4	45	LEU
4	4	60	LEU
4	4	66	SER
4	4	69	ILE
4	4	73	PRO
4	4	74	LYS
4	4	82	GLU
4	4	84	PHE
4	4	87	SER
4	4	88	SER
4	4	107	GLN
4	4	115	VAL
4	4	121	PHE
4	4	122	LYS
4	4	125	SER
4	4	126	LEU
4	4	128	ALA
4	4	141	LEU
4	4	143	PHE
4	4	148	GLU
4	4	150	LYS
4	4	171	ASN
4	4	172	VAL
4	4	173	THR
4	4	175	LYS
4	4	178	PHE
4	4	192	THR
4	4	193	ILE
5	A	22	VAL
5	A	23	ASP
5	A	25	ASP
5	A	26	PRO
5	A	27	ILE
5	A	28	LYS
5	A	35	ALA
5	A	36	LYS
5	A	40	PHE
5	A	60	ASP
5	A	67	HIS
5	A	69	SER

Continued on next page...

Continued from previous page...

Mol	Chain	Res	Type
5	A	71	LEU
5	A	82	HIS
5	A	83	PHE
5	A	88	ILE
5	A	99	HIS
5	A	104	SER
5	A	155	ALA
5	A	156	SER
5	A	157	GLY
5	A	158	ILE
5	A	159	THR
5	A	160	SER
5	A	175	ALA
5	A	193	LEU
5	A	205	HIS
5	A	221	HIS
5	A	237	VAL
5	A	244	LEU
5	A	247	GLU
5	A	250	LEU
5	A	252	ARG
5	A	258	LEU
5	A	268	PRO
5	A	279	ASP
5	A	280	PHE
5	A	281	LEU
5	A	282	THR
5	A	283	PHE
5	A	286	GLY
5	A	299	ILE
5	A	307	ALA
5	A	310	PHE
5	A	328	LYS
5	A	329	ASP
5	A	333	ALA
5	A	339	THR
5	A	346	LEU
5	A	349	ILE
5	A	361	ASN
5	A	386	ALA
5	A	389	TYR
5	A	423	ASP

Continued on next page...

Continued from previous page...

Mol	Chain	Res	Type
5	A	427	ARG
5	A	428	TYR
5	A	429	ASN
5	A	433	ASP
5	A	473	PRO
5	A	474	GLN
5	A	477	PHE
5	A	486	PRO
5	A	489	ALA
5	A	498	LEU
5	A	507	ALA
5	A	508	THR
5	A	509	ALA
5	A	510	SER
5	A	521	VAL
5	A	523	VAL
5	A	553	VAL
5	A	578	ARG
5	A	579	PHE
5	A	594	ALA
5	A	643	ALA
5	A	657	LEU
5	A	673	SER
5	A	679	PHE
5	A	727	ILE
5	A	735	VAL
5	A	750	PHE
5	A	751	LEU
5	A	752	ALA
5	A	757	VAL
6	B	5	ILE
6	B	6	PRO
6	B	26	ALA
6	B	35	ASP
6	B	68	VAL
6	B	69	ALA
6	B	77	TRP
6	B	80	ASP
6	B	83	HIS
6	B	86	PRO
6	B	99	PRO
6	B	104	PHE

Continued on next page...

Continued from previous page...

Mol	Chain	Res	Type
6	B	120	VAL
6	B	129	LEU
6	B	136	TYR
6	B	140	ILE
6	B	142	LEU
6	B	159	PRO
6	B	160	LYS
6	B	167	TRP
6	B	182	LEU
6	B	187	SER
6	B	198	ALA
6	B	208	ARG
6	B	231	ASN
6	B	248	GLN
6	B	265	THR
6	B	292	ARG
6	B	293	THR
6	B	294	ASN
6	B	308	HIS
6	B	310	PRO
6	B	320	LYS
6	B	321	GLY
6	B	362	ALA
6	B	375	HIS
6	B	378	ILE
6	B	382	ILE
6	B	383	MET
6	B	405	ASP
6	B	420	SER
6	B	450	GLU
6	B	479	SER
6	B	480	SER
6	B	490	ARG
6	B	494	LEU
6	B	495	PRO
6	B	505	SER
6	B	506	ASN
6	B	512	ILE
6	B	528	HIS
6	B	539	LEU
6	B	545	LYS
6	B	555	TYR

Continued on next page...

Continued from previous page...

Mol	Chain	Res	Type
6	B	569	ASP
6	B	587	ILE
6	B	599	ILE
6	B	603	ARG
6	B	605	ASN
6	B	610	ASN
6	B	629	SER
6	B	636	THR
6	B	639	VAL
6	B	657	TRP
6	B	661	PHE
6	B	662	MET
6	B	668	ARG
6	B	681	ALA
6	B	682	HIS
6	B	691	ILE
6	B	707	LEU
6	B	710	LEU
6	B	731	GLY
7	C	8	TYR
7	C	21	CYS
7	C	32	GLY
7	C	49	VAL
7	C	56	SER
7	C	59	PRO
7	C	62	PHE
7	C	65	VAL
7	C	66	ARG
7	C	75	ARG
8	D	32	SER
8	D	36	LEU
8	D	38	ARG
8	D	65	ALA
8	D	70	GLU
8	D	78	ALA
8	D	94	TYR
8	D	95	LYS
8	D	97	LYS
8	D	109	VAL
8	D	114	PRO
8	D	115	LYS
8	D	119	TYR

Continued on next page...

Continued from previous page...

Mol	Chain	Res	Type
8	D	120	PRO
8	D	121	GLU
8	D	124	ASN
8	D	132	LEU
8	D	139	LYS
8	D	146	VAL
8	D	151	LYS
8	D	153	PRO
9	E	35	LYS
9	E	46	PHE
9	E	53	VAL
9	E	54	ALA
9	E	60	LYS
9	E	64	PRO
9	E	65	VAL
9	E	72	VAL
9	E	73	ASN
9	E	86	GLU
9	E	87	VAL
9	E	90	VAL
10	F	2	ILE
10	F	7	PRO
10	F	12	LYS
10	F	21	ALA
10	F	25	LEU
10	F	26	GLN
10	F	31	LEU
10	F	35	ASP
10	F	38	PRO
10	F	42	ILE
10	F	47	GLU
10	F	52	ARG
10	F	54	ASP
10	F	58	LYS
10	F	59	TYR
10	F	77	GLN
10	F	109	ARG
10	F	116	GLN
10	F	127	SER
10	F	130	LEU
10	F	152	ASN
10	F	153	ASN

Continued on next page...

Continued from previous page...

Mol	Chain	Res	Type
11	G	31	MET
11	G	33	LYS
11	G	34	GLN
11	G	38	GLN
11	G	42	SER
11	G	50	ARG
11	G	59	LYS
11	G	61	ASN
11	G	70	ASP
11	G	74	TRP
11	G	81	VAL
11	G	86	LEU
11	G	87	ALA
11	G	94	ASP
12	H	15	ALA
12	H	17	THR
12	H	20	GLN
12	H	24	TYR
12	H	31	PRO
12	H	41	GLU
12	H	46	PRO
12	H	50	ARG
12	H	52	LEU
12	H	56	PHE
12	H	71	ASN
12	H	77	LEU
13	I	22	ALA
13	I	23	SER
14	J	5	LYS
14	J	6	THR
14	J	10	VAL
14	J	22	LEU
14	J	39	PHE
15	K	41	GLU
15	K	44	GLU
15	K	47	ILE
15	K	52	PRO
15	K	75	VAL
16	L	6	PRO
16	L	8	TYR
16	L	10	VAL
16	L	37	LEU

Continued on next page...

Continued from previous page...

Mol	Chain	Res	Type
16	L	43	TYR
16	L	44	ARG
16	L	46	ALA
16	L	63	LEU
16	L	75	ARG
16	L	76	ASN
16	L	88	ALA
16	L	97	MET
16	L	121	THR
16	L	123	ARG
16	L	125	LYS
16	L	127	PRO
16	L	128	ASP
16	L	129	GLN
16	L	149	SER
16	L	154	ALA
16	L	158	MET
16	L	163	LEU
16	L	164	PRO
17	N	2	VAL
17	N	7	LEU
17	N	11	LYS
17	N	24	THR
17	N	27	ALA
17	N	28	ASN
17	N	40	CYS
17	N	43	PRO
17	N	45	ASN
17	N	47	THR
17	N	51	ASP
17	N	58	VAL
17	N	61	LEU
17	N	63	ASP
17	N	66	ASP
17	N	68	GLU
17	N	75	TYR
17	N	76	LYS
17	N	77	CYS
17	N	80	ASN
17	N	82	PHE
17	N	83	TRP
1	1	21	ASP

Continued on next page...

Continued from previous page...

Mol	Chain	Res	Type
1	1	27	LEU
1	1	28	GLY
1	1	29	LEU
1	1	61	GLU
2	2	69	THR
2	2	71	LEU
2	2	73	ILE
2	2	82	ALA
2	2	91	THR
2	2	103	GLY
2	2	113	ILE
2	2	136	GLY
2	2	163	GLU
2	2	168	ARG
2	2	192	LEU
2	2	194	ALA
2	2	205	PHE
2	2	206	ALA
2	2	208	PHE
3	3	52	LYS
3	3	77	ILE
3	3	95	THR
3	3	106	TYR
3	3	137	SER
3	3	162	PRO
3	3	208	PRO
4	4	36	ASN
4	4	59	LEU
4	4	70	ILE
4	4	71	ASN
4	4	85	ALA
4	4	91	PHE
4	4	106	TRP
4	4	127	PRO
4	4	129	GLY
4	4	154	ILE
4	4	162	ALA
4	4	167	ILE
4	4	186	SER
4	4	188	PRO
5	A	39	HIS
5	A	45	ALA

Continued on next page...

Continued from previous page...

Mol	Chain	Res	Type
5	A	57	LEU
5	A	74	ILE
5	A	96	MET
5	A	105	ASN
5	A	130	GLU
5	A	144	GLN
5	A	149	PHE
5	A	184	PHE
5	A	189	ALA
5	A	210	LEU
5	A	213	LEU
5	A	215	SER
5	A	234	ASN
5	A	242	ILE
5	A	243	PRO
5	A	263	ALA
5	A	266	ALA
5	A	278	ALA
5	A	290	LEU
5	A	292	GLY
5	A	308	ILE
5	A	313	ALA
5	A	337	PRO
5	A	347	TYR
5	A	373	ALA
5	A	400	MET
5	A	421	ASP
5	A	424	PRO
5	A	431	LEU
5	A	439	ARG
5	A	446	LEU
5	A	476	MET
5	A	479	ASP
5	A	505	PRO
5	A	511	THR
5	A	514	THR
5	A	516	GLY
5	A	518	GLY
5	A	538	ASP
5	A	574	ASN
5	A	592	VAL
5	A	624	VAL

Continued on next page...

Continued from previous page...

Mol	Chain	Res	Type
5	A	637	ILE
5	A	640	GLY
5	A	649	ILE
5	A	661	ALA
5	A	671	SER
5	A	701	GLN
5	A	742	GLY
6	B	20	ARG
6	B	42	LEU
6	B	103	ALA
6	B	105	THR
6	B	115	ASN
6	B	128	GLY
6	B	153	GLY
6	B	188	LEU
6	B	207	VAL
6	B	222	LEU
6	B	224	PRO
6	B	228	GLY
6	B	230	TRP
6	B	232	LEU
6	B	234	ALA
6	B	237	PRO
6	B	247	THR
6	B	267	SER
6	B	318	GLY
6	B	330	ILE
6	B	371	LEU
6	B	437	TYR
6	B	464	GLN
6	B	469	LYS
6	B	481	THR
6	B	503	GLU
6	B	514	PRO
6	B	554	GLY
6	B	592	PHE
6	B	664	LEU
6	B	690	LEU
6	B	716	GLY
6	B	733	PHE
7	C	10	THR
7	C	22	PRO

Continued on next page...

Continued from previous page...

Mol	Chain	Res	Type
7	C	43	PRO
7	C	61	ASP
7	C	64	SER
7	C	68	TYR
7	C	70	TRP
8	D	26	SER
8	D	31	GLY
8	D	35	GLY
8	D	53	PRO
8	D	63	GLY
8	D	110	GLN
8	D	129	GLY
8	D	130	VAL
8	D	138	GLY
8	D	150	GLY
9	E	30	PRO
9	E	42	GLU
9	E	89	GLU
9	E	91	ALA
10	F	46	MET
10	F	126	ALA
10	F	138	VAL
10	F	141	TYR
11	G	22	VAL
11	G	28	ARG
11	G	46	ALA
11	G	63	PRO
11	G	80	ILE
11	G	85	ILE
11	G	93	TYR
12	H	23	VAL
12	H	34	SER
12	H	37	SER
12	H	44	ALA
12	H	75	ASP
13	I	25	PHE
14	J	26	LEU
14	J	37	LEU
15	K	27	ALA
15	K	32	ARG
15	K	35	THR
15	K	40	LEU

Continued on next page...

Continued from previous page...

Mol	Chain	Res	Type
15	K	45	SER
15	K	73	GLY
15	K	79	LYS
16	L	11	ILE
16	L	24	GLU
16	L	27	VAL
16	L	36	TYR
16	L	64	LEU
16	L	89	ALA
16	L	108	LYS
16	L	120	LEU
16	L	161	LEU
17	N	35	VAL
17	N	42	PHE
17	N	48	GLY
17	N	54	LYS
17	N	69	CYS
17	N	71	GLY
17	N	74	LYS
17	N	78	GLY
1	1	55	PRO
1	1	78	PRO
1	1	79	GLY
1	1	118	PRO
1	1	122	LYS
1	1	133	TYR
1	1	184	PRO
2	2	53	ARG
2	2	94	LEU
2	2	96	ILE
2	2	114	LEU
3	3	88	THR
3	3	91	PRO
3	3	153	SER
3	3	157	ALA
4	4	93	ILE
4	4	119	PRO
4	4	145	PRO
5	A	41	SER
5	A	63	ASP
5	A	73	GLU
5	A	114	THR

Continued on next page...

Continued from previous page...

Mol	Chain	Res	Type
5	A	116	ILE
5	A	124	TRP
5	A	127	VAL
5	A	151	GLN
5	A	200	GLU
5	A	225	VAL
5	A	305	ALA
5	A	317	TYR
5	A	354	TRP
5	A	355	HIS
5	A	404	GLY
5	A	426	THR
5	A	485	GLN
5	A	537	ALA
5	A	659	ALA
5	A	717	ALA
6	B	8	PHE
6	B	41	ARG
6	B	43	TYR
6	B	71	GLN
6	B	161	TRP
6	B	173	SER
6	B	178	HIS
6	B	179	LEU
6	B	189	ALA
6	B	223	GLY
6	B	225	LEU
6	B	239	SER
6	B	240	SER
6	B	272	ASP
6	B	273	VAL
6	B	278	LEU
6	B	281	ALA
6	B	309	ILE
6	B	361	ILE
6	B	400	PRO
6	B	468	GLY
6	B	474	PHE
6	B	477	PRO
6	B	482	ASN
6	B	493	TRP
6	B	501	ILE

Continued on next page...

Continued from previous page...

Mol	Chain	Res	Type
6	B	558	PRO
6	B	732	LYS
7	C	37	LYS
8	D	55	GLU
8	D	93	LYS
8	D	128	GLN
10	F	11	SER
10	F	34	ASP
10	F	44	ALA
10	F	53	PHE
10	F	63	CYS
10	F	114	PRO
11	G	84	TYR
11	G	89	ALA
12	H	27	ASP
12	H	45	ALA
13	I	2	ILE
14	J	9	SER
14	J	23	ALA
14	J	38	THR
15	K	48	GLN
16	L	113	SER
16	L	147	GLY
17	N	9	LYS
17	N	21	ARG
17	N	56	LYS
17	N	81	VAL
1	1	124	PRO
1	1	140	LEU
1	1	177	LEU
2	2	57	LEU
2	2	109	ARG
2	2	150	SER
2	2	180	GLN
2	2	186	THR
2	2	198	ALA
3	3	75	PRO
3	3	141	GLN
3	3	156	PRO
3	3	169	PHE
4	4	57	GLY
4	4	72	VAL

Continued on next page...

Continued from previous page...

Mol	Chain	Res	Type
4	4	112	PRO
4	4	139	ASN
4	4	177	PRO
4	4	187	ASP
5	A	31	PHE
5	A	37	PRO
5	A	135	ASP
5	A	230	ASN
5	A	276	LYS
5	A	410	ALA
5	A	422	TYR
5	A	571	ASP
5	A	702	GLU
5	A	738	TYR
6	B	54	LEU
6	B	164	SER
6	B	170	ASN
6	B	217	PRO
6	B	227	THR
6	B	229	GLN
6	B	270	LEU
6	B	335	GLY
6	B	354	SER
6	B	379	ALA
6	B	451	LYS
6	B	475	ASP
6	B	476	ILE
6	B	478	LEU
6	B	540	ASP
6	B	595	HIS
6	B	596	TRP
6	B	623	TYR
6	B	627	ASN
6	B	687	LEU
6	B	730	SER
7	C	9	ASP
7	C	12	ILE
7	C	28	MET
8	D	46	TYR
8	D	60	MET
8	D	106	SER
8	D	143	PRO

Continued on next page...

Continued from previous page...

Mol	Chain	Res	Type
9	E	61	THR
9	E	84	LEU
10	F	39	ALA
10	F	83	PHE
10	F	117	LYS
10	F	128	SER
10	F	132	ARG
10	F	151	ASP
11	G	36	PRO
11	G	56	SER
11	G	96	SER
12	H	18	THR
13	I	9	VAL
15	K	29	SER
16	L	48	ASN
16	L	50	LEU
16	L	85	SER
16	L	86	LEU
16	L	112	PRO
17	N	17	ASN
17	N	25	THR
17	N	49	CYS
17	N	70	GLU
1	1	84	TYR
2	2	68	LEU
2	2	115	ASN
2	2	140	GLY
2	2	146	LEU
2	2	179	PHE
2	2	187	GLY
4	4	92	VAL
4	4	137	ILE
5	A	95	GLY
5	A	186	TYR
5	A	235	ALA
5	A	269	PHE
5	A	306	ILE
5	A	353	SER
5	A	375	HIS
5	A	472	ARG
5	A	503	THR
5	A	580	PRO

Continued on next page...

Continued from previous page...

Mol	Chain	Res	Type
5	A	709	TRP
5	A	720	THR
6	B	139	ALA
6	B	206	TYR
6	B	212	PHE
6	B	421	HIS
6	B	460	ALA
6	B	472	TYR
6	B	550	LYS
6	B	559	CYS
6	B	586	THR
6	B	593	TYR
6	B	598	HIS
6	B	704	GLN
6	B	708	VAL
7	C	30	PRO
7	C	35	LYS
7	C	52	LYS
7	C	58	CYS
7	C	73	THR
8	D	22	PRO
8	D	40	ALA
8	D	104	PHE
8	D	125	PRO
8	D	148	PHE
9	E	52	VAL
10	F	73	VAL
11	G	91	ASN
12	H	16	ASN
12	H	74	GLN
13	I	5	PRO
16	L	61	GLY
16	L	135	GLY
16	L	159	TYR
17	N	34	THR
17	N	50	GLN
17	N	62	SER
1	1	32	VAL
1	1	125	GLY
1	1	145	VAL
2	2	116	PRO
4	4	118	ASP

Continued on next page...

Continued from previous page...

Mol	Chain	Res	Type
5	A	29	THR
5	A	48	PRO
5	A	86	LEU
5	A	179	LEU
5	A	239	PRO
5	A	259	TYR
5	A	500	PRO
5	A	570	PRO
5	A	721	GLN
6	B	94	PRO
6	B	162	LYS
6	B	219	PRO
6	B	360	PHE
6	B	367	THR
6	B	391	PRO
6	B	498	LEU
6	B	564	ARG
6	B	630	GLN
7	C	55	GLU
8	D	34	GLY
10	F	37	ALA
10	F	61	LEU
10	F	102	ARG
11	G	67	ASN
12	H	72	ALA
15	K	34	ALA
15	K	51	ASP
16	L	69	VAL
16	L	157	LEU
4	4	168	ILE
5	A	223	VAL
5	A	229	ILE
5	A	531	PRO
5	A	584	PRO
5	A	696	GLY
5	A	754	ILE
6	B	557	PHE
6	B	711	VAL
4	4	165	GLY
5	A	190	ALA
5	A	716	VAL
6	B	606	VAL

Continued on next page...

Continued from previous page...

Mol	Chain	Res	Type
8	D	67	ILE
9	E	55	VAL
11	G	64	VAL
11	G	71	VAL
16	L	53	GLY
16	L	72	GLY
16	L	150	GLY
17	N	59	PRO
2	2	182	ILE
6	B	87	ILE
6	B	463	ILE
8	D	28	ILE
11	G	35	VAL
1	1	89	VAL
1	1	173	PRO
2	2	135	VAL
2	2	167	GLY
5	A	718	PRO
6	B	113	VAL
12	H	60	GLY
13	I	12	VAL
4	4	63	VAL
16	L	16	GLY

5.3.2 Protein sidechains [i](#)

In the following table, the Percentiles column shows the percent sidechain outliers of the chain as a percentile score with respect to all X-ray entries followed by that with respect to entries of similar resolution.

The Analysed column shows the number of residues for which the sidechain conformation was analysed, and the total number of residues.

Mol	Chain	Analysed	Rotameric	Outliers	Percentiles
1	1	126/190 (66%)	99 (79%)	27 (21%)	1 5
2	2	141/216 (65%)	78 (55%)	63 (45%)	0 0
3	3	118/215 (55%)	78 (66%)	40 (34%)	0 1
4	4	139/201 (69%)	73 (52%)	66 (48%)	0 0
5	A	592/618 (96%)	395 (67%)	197 (33%)	0 1
6	B	598/600 (100%)	369 (62%)	229 (38%)	0 1

Continued on next page...

Continued from previous page...

Mol	Chain	Analysed	Rotameric	Outliers	Percentiles	
7	C	70/70 (100%)	40 (57%)	30 (43%)	0	0
8	D	118/173 (68%)	75 (64%)	43 (36%)	0	1
9	E	56/114 (49%)	36 (64%)	20 (36%)	0	1
10	F	127/190 (67%)	74 (58%)	53 (42%)	0	0
11	G	79/144 (55%)	47 (60%)	32 (40%)	0	1
12	H	57/115 (50%)	26 (46%)	31 (54%)	0	0
13	I	26/36 (72%)	18 (69%)	8 (31%)	0	2
14	J	36/39 (92%)	24 (67%)	12 (33%)	0	1
15	K	61/102 (60%)	39 (64%)	22 (36%)	0	1
16	L	124/169 (73%)	81 (65%)	43 (35%)	0	1
17	N	74/139 (53%)	33 (45%)	41 (55%)	0	0
All	All	2542/3331 (76%)	1585 (62%)	957 (38%)	0	1

All (957) residues with a non-rotameric sidechain are listed below:

Mol	Chain	Res	Type
1	1	17	SER
1	1	27	LEU
1	1	37	GLU
1	1	43	GLU
1	1	47	CYS
1	1	52	LEU
1	1	57	ILE
1	1	63	LEU
1	1	65	TYR
1	1	85	LEU
1	1	105	ILE
1	1	110	HIS
1	1	111	GLN
1	1	117	ASP
1	1	120	LYS
1	1	121	LYS
1	1	129	ASP
1	1	133	TYR
1	1	134	SER
1	1	136	ASP
1	1	139	LYS
1	1	140	LEU

Continued on next page...

Continued from previous page...

Mol	Chain	Res	Type
1	1	142	GLU
1	1	179	THR
1	1	181	LEU
1	1	183	ASP
1	1	185	TRP
2	2	37	ASP
2	2	41	LEU
2	2	42	ARG
2	2	53	ARG
2	2	57	LEU
2	2	63	PHE
2	2	64	ILE
2	2	66	GLU
2	2	67	PHE
2	2	69	THR
2	2	70	LYS
2	2	73	ILE
2	2	75	ASN
2	2	76	THR
2	2	78	SER
2	2	79	TRP
2	2	80	TYR
2	2	85	GLN
2	2	86	GLU
2	2	87	TYR
2	2	89	THR
2	2	92	THR
2	2	95	PHE
2	2	97	VAL
2	2	98	GLU
2	2	99	LEU
2	2	100	VAL
2	2	101	PHE
2	2	109	ARG
2	2	110	TRP
2	2	112	ASP
2	2	115	ASN
2	2	118	CYS
2	2	120	ASN
2	2	122	ASP
2	2	127	ASN
2	2	131	THR

Continued on next page...

Continued from previous page...

Mol	Chain	Res	Type
2	2	133	THR
2	2	137	TYR
2	2	143	PHE
2	2	144	ASP
2	2	146	LEU
2	2	150	SER
2	2	157	LYS
2	2	159	LEU
2	2	160	ARG
2	2	161	THR
2	2	162	LYS
2	2	164	ILE
2	2	171	MET
2	2	179	PHE
2	2	180	GLN
2	2	183	TYR
2	2	189	ILE
2	2	190	ASP
2	2	191	ASN
2	2	193	PHE
2	2	196	HIS
2	2	199	ASP
2	2	201	HIS
2	2	204	ILE
2	2	205	PHE
2	2	211	LYS
3	3	50	GLU
3	3	60	ILE
3	3	67	LEU
3	3	73	ILE
3	3	76	GLU
3	3	78	LEU
3	3	83	LEU
3	3	84	ILE
3	3	86	GLN
3	3	90	LEU
3	3	93	PHE
3	3	94	ARG
3	3	95	THR
3	3	97	PHE
3	3	106	TYR
3	3	107	TRP

Continued on next page...

Continued from previous page...

Mol	Chain	Res	Type
3	3	109	ASP
3	3	111	TYR
3	3	112	THR
3	3	128	ARG
3	3	131	ASP
3	3	141	GLN
3	3	146	LEU
3	3	150	LEU
3	3	163	PHE
3	3	164	PHE
3	3	165	ASN
3	3	171	LYS
3	3	181	LEU
3	3	182	LYS
3	3	185	LYS
3	3	188	ARG
3	3	191	MET
3	3	192	LEU
3	3	195	LEU
3	3	198	PHE
3	3	200	GLN
3	3	204	THR
3	3	209	TYR
3	3	210	GLN
4	4	32	GLU
4	4	35	GLU
4	4	38	ARG
4	4	45	LEU
4	4	49	ARG
4	4	50	TRP
4	4	52	MET
4	4	59	LEU
4	4	60	LEU
4	4	64	PHE
4	4	66	SER
4	4	67	ILE
4	4	75	TRP
4	4	76	TYR
4	4	82	GLU
4	4	83	TYR
4	4	84	PHE
4	4	87	SER

Continued on next page...

Continued from previous page...

Mol	Chain	Res	Type
4	4	90	LEU
4	4	91	PHE
4	4	92	VAL
4	4	93	ILE
4	4	94	GLU
4	4	95	PHE
4	4	97	LEU
4	4	99	HIS
4	4	101	VAL
4	4	103	ILE
4	4	104	ARG
4	4	105	ARG
4	4	107	GLN
4	4	109	ILE
4	4	118	ASP
4	4	120	ILE
4	4	121	PHE
4	4	122	LYS
4	4	125	SER
4	4	126	LEU
4	4	131	VAL
4	4	139	ASN
4	4	146	THR
4	4	147	LEU
4	4	150	LYS
4	4	151	GLU
4	4	152	LYS
4	4	154	ILE
4	4	156	ASN
4	4	158	ARG
4	4	159	LEU
4	4	160	MET
4	4	161	LEU
4	4	163	PHE
4	4	164	LEU
4	4	167	ILE
4	4	168	ILE
4	4	169	GLN
4	4	172	VAL
4	4	175	LYS
4	4	178	PHE
4	4	180	ASN

Continued on next page...

Continued from previous page...

Mol	Chain	Res	Type
4	4	184	HIS
4	4	186	SER
4	4	187	ASP
4	4	189	TRP
4	4	190	HIS
4	4	192	THR
5	A	21	LEU
5	A	24	ARG
5	A	27	ILE
5	A	31	PHE
5	A	34	TRP
5	A	40	PHE
5	A	44	ILE
5	A	46	LYS
5	A	50	THR
5	A	52	THR
5	A	60	ASP
5	A	62	HIS
5	A	63	ASP
5	A	68	THR
5	A	69	SER
5	A	71	LEU
5	A	72	GLU
5	A	78	VAL
5	A	82	HIS
5	A	83	PHE
5	A	86	LEU
5	A	88	ILE
5	A	94	SER
5	A	102	ARG
5	A	103	PHE
5	A	107	GLU
5	A	109	TRP
5	A	111	ASN
5	A	114	THR
5	A	124	TRP
5	A	130	GLU
5	A	131	ILE
5	A	133	ASN
5	A	135	ASP
5	A	141	ARG
5	A	144	GLN

Continued on next page...

Continued from previous page...

Mol	Chain	Res	Type
5	A	164	LEU
5	A	167	THR
5	A	172	LEU
5	A	177	LEU
5	A	180	PHE
5	A	188	LYS
5	A	193	LEU
5	A	197	GLN
5	A	203	LEU
5	A	207	LEU
5	A	213	LEU
5	A	223	VAL
5	A	224	HIS
5	A	227	LEU
5	A	230	ASN
5	A	231	GLN
5	A	232	PHE
5	A	238	ASP
5	A	242	ILE
5	A	248	PHE
5	A	249	ILE
5	A	251	ASN
5	A	253	ASP
5	A	254	LEU
5	A	255	LEU
5	A	261	SER
5	A	262	PHE
5	A	277	TYR
5	A	281	LEU
5	A	284	ARG
5	A	287	LEU
5	A	290	LEU
5	A	296	LEU
5	A	297	THR
5	A	298	ASP
5	A	299	ILE
5	A	304	LEU
5	A	308	ILE
5	A	309	LEU
5	A	316	MET
5	A	331	LEU
5	A	332	GLU

Continued on next page...

Continued from previous page...

Mol	Chain	Res	Type
5	A	334	HIS
5	A	339	THR
5	A	341	GLN
5	A	352	THR
5	A	353	SER
5	A	357	GLN
5	A	361	ASN
5	A	368	LEU
5	A	369	THR
5	A	375	HIS
5	A	376	MET
5	A	377	TYR
5	A	379	MET
5	A	384	TYR
5	A	387	THR
5	A	391	THR
5	A	392	GLN
5	A	393	LEU
5	A	397	THR
5	A	400	MET
5	A	402	ILE
5	A	405	PHE
5	A	420	ARG
5	A	422	TYR
5	A	426	THR
5	A	427	ARG
5	A	433	ASP
5	A	434	ARG
5	A	435	VAL
5	A	438	HIS
5	A	439	ARG
5	A	440	ASP
5	A	444	SER
5	A	446	LEU
5	A	458	PHE
5	A	462	ILE
5	A	464	ASN
5	A	466	THR
5	A	477	PHE
5	A	479	ASP
5	A	480	THR
5	A	488	PHE

Continued on next page...

Continued from previous page...

Mol	Chain	Res	Type
5	A	490	GLN
5	A	495	THR
5	A	498	LEU
5	A	503	THR
5	A	514	THR
5	A	520	LEU
5	A	521	VAL
5	A	529	LEU
5	A	530	LEU
5	A	532	ILE
5	A	536	THR
5	A	539	PHE
5	A	540	LEU
5	A	547	PHE
5	A	548	THR
5	A	553	VAL
5	A	554	LEU
5	A	555	ILE
5	A	557	LEU
5	A	558	LYS
5	A	561	LEU
5	A	564	ARG
5	A	567	ARG
5	A	568	LEU
5	A	569	ILE
5	A	572	LYS
5	A	575	LEU
5	A	577	PHE
5	A	578	ARG
5	A	590	CYS
5	A	591	GLN
5	A	600	LEU
5	A	605	MET
5	A	607	ASN
5	A	613	ILE
5	A	614	PHE
5	A	623	ASP
5	A	629	ASN
5	A	630	ASP
5	A	631	GLN
5	A	633	VAL
5	A	637	ILE

Continued on next page...

Continued from previous page...

Mol	Chain	Res	Type
5	A	638	THR
5	A	641	ASN
5	A	642	PHE
5	A	644	GLN
5	A	645	SER
5	A	646	SER
5	A	653	LEU
5	A	654	ARG
5	A	657	LEU
5	A	660	GLN
5	A	662	SER
5	A	663	GLN
5	A	664	VAL
5	A	673	SER
5	A	677	LEU
5	A	684	PHE
5	A	685	VAL
5	A	689	SER
5	A	691	MET
5	A	692	PHE
5	A	697	ARG
5	A	703	LEU
5	A	707	ILE
5	A	715	LYS
5	A	723	ARG
5	A	726	SER
5	A	727	ILE
5	A	728	VAL
5	A	733	VAL
5	A	735	VAL
5	A	736	THR
5	A	740	LEU
5	A	745	THR
5	A	751	LEU
5	A	754	ILE
6	B	3	LEU
6	B	4	ARG
6	B	5	ILE
6	B	6	PRO
6	B	9	SER
6	B	14	GLN
6	B	15	ASP

Continued on next page...

Continued from previous page...

Mol	Chain	Res	Type
6	B	17	THR
6	B	19	ARG
6	B	20	ARG
6	B	25	ILE
6	B	35	ASP
6	B	41	ARG
6	B	45	ASN
6	B	46	ILE
6	B	50	HIS
6	B	51	PHE
6	B	53	GLN
6	B	57	ILE
6	B	67	HIS
6	B	70	TRP
6	B	71	GLN
6	B	75	GLU
6	B	83	HIS
6	B	84	VAL
6	B	91	ILE
6	B	104	PHE
6	B	110	LEU
6	B	113	VAL
6	B	114	ASN
6	B	121	TYR
6	B	122	GLN
6	B	123	TRP
6	B	124	TRP
6	B	127	ILE
6	B	129	LEU
6	B	130	ARG
6	B	132	ASN
6	B	134	ASP
6	B	136	TYR
6	B	137	THR
6	B	140	ILE
6	B	142	LEU
6	B	143	LEU
6	B	144	PHE
6	B	145	LEU
6	B	151	LEU
6	B	154	TRP
6	B	157	LEU

Continued on next page...

Continued from previous page...

Mol	Chain	Res	Type
6	B	160	LYS
6	B	161	TRP
6	B	164	SER
6	B	175	LEU
6	B	177	HIS
6	B	178	HIS
6	B	180	SER
6	B	188	LEU
6	B	195	VAL
6	B	199	ILE
6	B	203	ARG
6	B	206	TYR
6	B	208	ARG
6	B	210	ASN
6	B	214	ASP
6	B	216	LEU
6	B	226	LEU
6	B	229	GLN
6	B	231	ASN
6	B	232	LEU
6	B	243	LEU
6	B	246	THR
6	B	248	GLN
6	B	257	ILE
6	B	258	LEU
6	B	262	HIS
6	B	265	THR
6	B	266	GLN
6	B	269	TRP
6	B	270	LEU
6	B	271	THR
6	B	272	ASP
6	B	278	LEU
6	B	285	LEU
6	B	292	ARG
6	B	294	ASN
6	B	295	PHE
6	B	297	ILE
6	B	299	HIS
6	B	300	SER
6	B	301	ILE
6	B	309	ILE

Continued on next page...

Continued from previous page...

Mol	Chain	Res	Type
6	B	315	LEU
6	B	317	ARG
6	B	325	THR
6	B	326	ILE
6	B	330	ILE
6	B	332	PHE
6	B	348	VAL
6	B	350	GLN
6	B	352	MET
6	B	353	TYR
6	B	355	LEU
6	B	361	ILE
6	B	363	GLN
6	B	364	ASP
6	B	365	PHE
6	B	372	TYR
6	B	374	HIS
6	B	382	ILE
6	B	383	MET
6	B	384	THR
6	B	387	PHE
6	B	393	PHE
6	B	396	ARG
6	B	403	ASN
6	B	406	ASN
6	B	407	VAL
6	B	410	ARG
6	B	412	LEU
6	B	418	ILE
6	B	419	ILE
6	B	420	SER
6	B	422	LEU
6	B	423	SER
6	B	427	LEU
6	B	428	PHE
6	B	431	PHE
6	B	436	LEU
6	B	437	TYR
6	B	438	VAL
6	B	440	ASN
6	B	443	MET
6	B	446	PHE

Continued on next page...

Continued from previous page...

Mol	Chain	Res	Type
6	B	448	THR
6	B	452	GLN
6	B	454	LEU
6	B	458	ILE
6	B	461	GLN
6	B	464	GLN
6	B	471	THR
6	B	472	TYR
6	B	478	LEU
6	B	481	THR
6	B	486	LEU
6	B	492	ILE
6	B	494	LEU
6	B	501	ILE
6	B	502	ASN
6	B	504	ASN
6	B	508	LEU
6	B	509	PHE
6	B	510	LEU
6	B	512	ILE
6	B	514	PRO
6	B	516	ASP
6	B	517	PHE
6	B	521	HIS
6	B	525	LEU
6	B	527	LEU
6	B	528	HIS
6	B	532	LEU
6	B	533	ILE
6	B	539	LEU
6	B	540	ASP
6	B	544	SER
6	B	545	LYS
6	B	551	LYS
6	B	555	TYR
6	B	560	ASP
6	B	564	ARG
6	B	569	ASP
6	B	577	TYR
6	B	578	LEU
6	B	580	VAL
6	B	583	MET

Continued on next page...

Continued from previous page...

Mol	Chain	Res	Type
6	B	584	LEU
6	B	587	ILE
6	B	592	PHE
6	B	594	TRP
6	B	596	TRP
6	B	601	LEU
6	B	603	ARG
6	B	605	ASN
6	B	606	VAL
6	B	607	SER
6	B	608	GLN
6	B	611	GLU
6	B	615	TYR
6	B	616	LEU
6	B	617	MET
6	B	620	LEU
6	B	621	ARG
6	B	622	ASP
6	B	629	SER
6	B	631	LEU
6	B	633	ASN
6	B	638	LEU
6	B	640	CYS
6	B	643	LEU
6	B	645	VAL
6	B	649	MET
6	B	651	LEU
6	B	659	THR
6	B	662	MET
6	B	664	LEU
6	B	665	ILE
6	B	670	TYR
6	B	672	GLN
6	B	674	LEU
6	B	676	GLU
6	B	677	THR
6	B	682	HIS
6	B	685	THR
6	B	689	ASN
6	B	690	LEU
6	B	691	ILE
6	B	692	ARG

Continued on next page...

Continued from previous page...

Mol	Chain	Res	Type
6	B	700	LEU
6	B	702	ILE
6	B	703	VAL
6	B	710	LEU
6	B	712	HIS
6	B	715	VAL
6	B	718	ILE
6	B	719	PHE
6	B	721	TYR
6	B	725	LEU
6	B	732	LYS
6	B	733	PHE
7	C	2	SER
7	C	4	SER
7	C	7	ILE
7	C	10	THR
7	C	12	ILE
7	C	15	THR
7	C	16	GLN
7	C	18	VAL
7	C	23	THR
7	C	24	ASP
7	C	28	MET
7	C	37	LYS
7	C	38	GLN
7	C	45	THR
7	C	48	CYS
7	C	52	LYS
7	C	58	CYS
7	C	59	PRO
7	C	62	PHE
7	C	63	LEU
7	C	66	ARG
7	C	67	VAL
7	C	68	TYR
7	C	69	LEU
7	C	70	TRP
7	C	73	THR
7	C	74	THR
7	C	77	MET
7	C	79	LEU
7	C	81	TYR

Continued on next page...

Continued from previous page...

Mol	Chain	Res	Type
8	D	26	SER
8	D	28	ILE
8	D	41	GLN
8	D	44	GLU
8	D	46	TYR
8	D	47	VAL
8	D	48	ILE
8	D	49	THR
8	D	50	TRP
8	D	56	GLN
8	D	57	ILE
8	D	58	PHE
8	D	69	ARG
8	D	70	GLU
8	D	73	ASN
8	D	75	LEU
8	D	79	ARG
8	D	81	GLU
8	D	82	GLN
8	D	83	CYS
8	D	86	LEU
8	D	89	ARG
8	D	92	SER
8	D	93	LYS
8	D	95	LYS
8	D	96	ILE
8	D	98	TYR
8	D	104	PHE
8	D	105	PRO
8	D	111	TYR
8	D	116	ASP
8	D	121	GLU
8	D	122	LYS
8	D	123	VAL
8	D	127	ARG
8	D	128	GLN
8	D	134	MET
8	D	135	ARG
8	D	137	ILE
8	D	139	LYS
8	D	144	ILE
8	D	147	LYS

Continued on next page...

Continued from previous page...

Mol	Chain	Res	Type
8	D	151	LYS
9	E	28	ILE
9	E	31	LYS
9	E	32	ARG
9	E	35	LYS
9	E	36	VAL
9	E	39	LEU
9	E	40	ARG
9	E	42	GLU
9	E	45	TRP
9	E	47	LYS
9	E	48	ASN
9	E	55	VAL
9	E	56	ASP
9	E	58	ASP
9	E	61	THR
9	E	68	ARG
9	E	73	ASN
9	E	76	ASN
9	E	79	THR
9	E	84	LEU
10	F	8	CYS
10	F	9	LYS
10	F	12	LYS
10	F	13	GLN
10	F	14	PHE
10	F	17	ARG
10	F	18	GLU
10	F	20	GLN
10	F	23	LYS
10	F	24	LYS
10	F	25	LEU
10	F	26	GLN
10	F	28	SER
10	F	29	LEU
10	F	31	LEU
10	F	43	LYS
10	F	48	LYS
10	F	51	LYS
10	F	52	ARG
10	F	53	PHE
10	F	61	LEU

Continued on next page...

Continued from previous page...

Mol	Chain	Res	Type
10	F	71	LEU
10	F	77	GLN
10	F	78	ARG
10	F	79	HIS
10	F	83	PHE
10	F	88	ILE
10	F	91	LEU
10	F	92	TYR
10	F	93	ILE
10	F	96	TRP
10	F	100	VAL
10	F	104	TYR
10	F	106	ILE
10	F	108	ILE
10	F	110	ASP
10	F	111	GLU
10	F	113	LYS
10	F	115	THR
10	F	116	GLN
10	F	119	ILE
10	F	121	ILE
10	F	123	VAL
10	F	135	SER
10	F	136	TRP
10	F	137	PRO
10	F	138	VAL
10	F	141	TYR
10	F	142	ARG
10	F	143	GLU
10	F	146	ASN
10	F	153	ASN
10	F	154	PHE
11	G	7	VAL
11	G	10	LEU
11	G	12	THR
11	G	15	SER
11	G	17	PHE
11	G	18	LEU
11	G	22	VAL
11	G	24	PHE
11	G	28	ARG
11	G	30	ASN

Continued on next page...

Continued from previous page...

Mol	Chain	Res	Type
11	G	31	MET
11	G	33	LYS
11	G	39	ASN
11	G	41	MET
11	G	42	SER
11	G	43	HIS
11	G	44	PHE
11	G	45	GLU
11	G	48	ASP
11	G	49	THR
11	G	50	ARG
11	G	55	VAL
11	G	57	LEU
11	G	58	LEU
11	G	62	ASP
11	G	71	VAL
11	G	76	SER
11	G	83	TYR
11	G	88	THR
11	G	91	ASN
11	G	93	TYR
11	G	97	PHE
12	H	11	LEU
12	H	14	ILE
12	H	17	THR
12	H	20	GLN
12	H	21	TRP
12	H	24	TYR
12	H	30	SER
12	H	32	TYR
12	H	33	ASN
12	H	35	LEU
12	H	36	GLN
12	H	37	SER
12	H	41	GLU
12	H	42	THR
12	H	43	PHE
12	H	47	PHE
12	H	48	THR
12	H	49	LYS
12	H	52	LEU
12	H	53	LEU

Continued on next page...

Continued from previous page...

Mol	Chain	Res	Type
12	H	54	LEU
12	H	55	LYS
12	H	56	PHE
12	H	57	LEU
12	H	59	LEU
12	H	64	LEU
12	H	66	THR
12	H	67	TYR
12	H	69	SER
12	H	75	ASP
12	H	77	LEU
13	I	3	ASN
13	I	7	LEU
13	I	9	VAL
13	I	11	LEU
13	I	12	VAL
13	I	16	PHE
13	I	26	LEU
13	I	30	LYS
14	J	2	ARG
14	J	3	ASP
14	J	4	PHE
14	J	5	LYS
14	J	9	SER
14	J	13	VAL
14	J	14	LEU
14	J	16	THR
14	J	19	PHE
14	J	35	ASP
14	J	37	LEU
14	J	41	PHE
15	K	3	ILE
15	K	9	LEU
15	K	10	ILE
15	K	11	MET
15	K	13	THR
15	K	15	THR
15	K	17	LEU
15	K	19	LEU
15	K	20	PHE
15	K	23	ARG
15	K	32	ARG

Continued on next page...

Continued from previous page...

Mol	Chain	Res	Type
15	K	40	LEU
15	K	41	GLU
15	K	43	ARG
15	K	44	GLU
15	K	45	SER
15	K	48	GLN
15	K	56	THR
15	K	59	ASP
15	K	63	CYS
15	K	69	ILE
15	K	72	VAL
16	L	5	LYS
16	L	8	TYR
16	L	9	GLN
16	L	10	VAL
16	L	14	LEU
16	L	15	ASN
16	L	20	ILE
16	L	30	SER
16	L	32	LEU
16	L	38	SER
16	L	39	ASN
16	L	40	LEU
16	L	44	ARG
16	L	52	ARG
16	L	54	VAL
16	L	58	LEU
16	L	63	LEU
16	L	68	PHE
16	L	70	LYS
16	L	74	LEU
16	L	76	ASN
16	L	77	THR
16	L	79	TYR
16	L	94	ILE
16	L	97	MET
16	L	107	PHE
16	L	108	LYS
16	L	111	GLU
16	L	118	LEU
16	L	120	LEU
16	L	123	ARG

Continued on next page...

Continued from previous page...

Mol	Chain	Res	Type
16	L	124	LYS
16	L	134	ASP
16	L	136	TRP
16	L	140	THR
16	L	145	PHE
16	L	149	SER
16	L	152	THR
16	L	158	MET
16	L	159	TYR
16	L	161	LEU
16	L	163	LEU
16	L	165	TYR
17	N	4	GLU
17	N	5	GLU
17	N	6	TYR
17	N	10	SER
17	N	11	LYS
17	N	16	LEU
17	N	25	THR
17	N	28	ASN
17	N	29	PHE
17	N	33	TYR
17	N	37	PHE
17	N	39	SER
17	N	40	CYS
17	N	41	LYS
17	N	46	PHE
17	N	49	CYS
17	N	50	GLN
17	N	51	ASP
17	N	52	LEU
17	N	54	LYS
17	N	55	GLN
17	N	57	LYS
17	N	58	VAL
17	N	60	PHE
17	N	61	LEU
17	N	62	SER
17	N	64	ASP
17	N	65	LEU
17	N	66	ASP
17	N	67	LEU

Continued on next page...

Continued from previous page...

Mol	Chain	Res	Type
17	N	68	GLU
17	N	69	CYS
17	N	70	GLU
17	N	72	LYS
17	N	73	ASP
17	N	75	TYR
17	N	79	SER
17	N	81	VAL
17	N	82	PHE
17	N	83	TRP
17	N	84	LYS

Sometimes sidechains can be flipped to improve hydrogen bonding and reduce clashes. All (109) such sidechains are listed below:

Mol	Chain	Res	Type
1	1	111	GLN
2	2	115	ASN
2	2	128	ASN
2	2	181	HIS
2	2	191	ASN
3	3	105	ASN
3	3	126	HIS
3	3	165	ASN
4	4	71	ASN
4	4	169	GLN
4	4	170	HIS
4	4	180	ASN
5	A	58	HIS
5	A	99	HIS
5	A	121	GLN
5	A	129	GLN
5	A	144	GLN
5	A	197	GLN
5	A	224	HIS
5	A	230	ASN
5	A	231	GLN
5	A	246	HIS
5	A	302	HIS
5	A	303	HIS
5	A	343	HIS
5	A	361	ASN
5	A	375	HIS

Continued on next page...

Continued from previous page...

Mol	Chain	Res	Type
5	A	398	HIS
5	A	447	ASN
5	A	464	ASN
5	A	474	GLN
5	A	490	GLN
5	A	542	HIS
5	A	545	HIS
5	A	591	GLN
5	A	607	ASN
5	A	629	ASN
5	A	636	HIS
5	A	641	ASN
5	A	660	GLN
5	A	683	HIS
5	A	701	GLN
5	A	711	HIS
6	B	14	GLN
6	B	29	HIS
6	B	34	HIS
6	B	50	HIS
6	B	67	HIS
6	B	71	GLN
6	B	95	HIS
6	B	122	GLN
6	B	158	GLN
6	B	178	HIS
6	B	193	HIS
6	B	220	GLN
6	B	266	GLN
6	B	277	HIS
6	B	328	ASN
6	B	333	GLN
6	B	375	HIS
6	B	399	ASN
6	B	403	ASN
6	B	406	ASN
6	B	432	HIS
6	B	461	GLN
6	B	502	ASN
6	B	504	ASN
6	B	506	ASN
6	B	521	HIS

Continued on next page...

Continued from previous page...

Mol	Chain	Res	Type
6	B	528	HIS
6	B	595	HIS
6	B	605	ASN
6	B	608	GLN
6	B	610	ASN
6	B	630	GLN
6	B	633	ASN
6	B	641	ASN
6	B	672	GLN
6	B	712	HIS
7	C	71	HIS
8	D	41	GLN
8	D	56	GLN
8	D	73	ASN
8	D	82	GLN
8	D	128	GLN
8	D	133	ASN
8	D	152	GLN
9	E	48	ASN
9	E	73	ASN
10	F	77	GLN
10	F	116	GLN
10	F	146	ASN
10	F	152	ASN
10	F	153	ASN
11	G	61	ASN
11	G	67	ASN
12	H	16	ASN
12	H	33	ASN
12	H	36	GLN
12	H	71	ASN
14	J	30	ASN
15	K	80	ASN
16	L	12	GLN
16	L	15	ASN
16	L	39	ASN
16	L	48	ASN
16	L	131	GLN
17	N	45	ASN
17	N	55	GLN

5.3.3 RNA [i](#)

There are no RNA molecules in this entry.

5.4 Non-standard residues in protein, DNA, RNA chains [i](#)

There are no non-standard protein/DNA/RNA residues in this entry.

5.5 Carbohydrates [i](#)

26 monosaccharides are modelled in this entry.

In the following table, the Counts columns list the number of bonds (or angles) for which Mogul statistics could be retrieved, the number of bonds (or angles) that are observed in the model and the number of bonds (or angles) that are defined in the Chemical Component Dictionary. The Link column lists molecule types, if any, to which the group is linked. The Z score for a bond length (or angle) is the number of standard deviations the observed value is removed from the expected value. A bond length (or angle) with $|Z| > 2$ is considered an outlier worth inspection. RMSZ is the root-mean-square of all Z scores of the bond lengths (or angles).

Mol	Type	Chain	Res	Link	Bond lengths			Bond angles		
					Counts	RMSZ	# Z > 2	Counts	RMSZ	# Z > 2
19	GLC	M	1	19	11,11,12	0.85	0	15,15,17	2.41	3 (20%)
19	FRU	M	2	19	11,12,12	1.04	1 (9%)	10,18,18	0.98	0
19	GLC	O	1	19	10,10,12	1.50	3 (30%)	14,14,17	3.00	9 (64%)
19	FRU	O	2	19	11,12,12	1.12	1 (9%)	10,18,18	2.28	3 (30%)
19	GLC	P	1	19	11,11,12	1.47	2 (18%)	15,15,17	2.73	8 (53%)
19	FRU	P	2	19	11,12,12	1.36	2 (18%)	10,18,18	2.10	2 (20%)
19	GLC	Q	1	19	11,11,12	1.00	0	15,15,17	3.29	8 (53%)
19	FRU	Q	2	19	11,12,12	1.30	1 (9%)	10,18,18	1.71	2 (20%)
19	GLC	S	1	19	11,11,12	1.17	1 (9%)	15,15,17	1.43	2 (13%)
19	FRU	S	2	19	11,12,12	2.09	4 (36%)	10,18,18	2.72	4 (40%)
19	GLC	T	1	19	11,11,12	1.32	1 (9%)	15,15,17	1.62	3 (20%)
19	FRU	T	2	19	11,12,12	1.72	2 (18%)	10,18,18	2.34	4 (40%)
19	GLC	U	1	19	11,11,12	1.33	1 (9%)	15,15,17	1.42	2 (13%)
19	FRU	U	2	19	11,12,12	1.26	1 (9%)	10,18,18	1.61	2 (20%)
19	GLC	V	1	19	11,11,12	1.13	1 (9%)	15,15,17	3.26	6 (40%)
19	FRU	V	2	19	11,12,12	1.15	0	10,18,18	2.25	4 (40%)
19	GLC	W	1	19	11,11,12	1.12	1 (9%)	15,15,17	1.41	3 (20%)
19	FRU	W	2	19	11,12,12	1.24	1 (9%)	10,18,18	2.18	3 (30%)

Mol	Type	Chain	Res	Link	Bond lengths			Bond angles		
					Counts	RMSZ	# Z > 2	Counts	RMSZ	# Z > 2
19	GLC	X	1	19	11,11,12	1.25	1 (9%)	15,15,17	2.05	4 (26%)
19	FRU	X	2	19	11,12,12	1.16	1 (9%)	10,18,18	1.83	4 (40%)
19	GLC	Y	1	19	11,11,12	1.89	2 (18%)	15,15,17	4.21	8 (53%)
19	FRU	Y	2	19	11,12,12	1.13	1 (9%)	10,18,18	2.38	3 (30%)
19	GLC	Z	1	19	11,11,12	1.05	0	15,15,17	1.84	5 (33%)
19	FRU	Z	2	19	11,12,12	0.70	0	10,18,18	1.70	4 (40%)
19	GLC	a	1	19	11,11,12	1.69	2 (18%)	15,15,17	1.89	5 (33%)
19	FRU	a	2	19	11,12,12	1.07	0	10,18,18	1.99	5 (50%)

In the following table, the Chirals column lists the number of chiral outliers, the number of chiral centers analysed, the number of these observed in the model and the number defined in the Chemical Component Dictionary. Similar counts are reported in the Torsion and Rings columns. '-' means no outliers of that kind were identified.

Mol	Type	Chain	Res	Link	Chirals	Torsions	Rings
19	GLC	M	1	19	-	2/2/19/22	0/1/1/1
19	FRU	M	2	19	1/1/4/4	3/5/24/24	0/1/1/1
19	GLC	O	1	19	-	-	0/1/1/1
19	FRU	O	2	19	1/1/4/4	0/5/24/24	0/1/1/1
19	GLC	P	1	19	-	1/2/19/22	0/1/1/1
19	FRU	P	2	19	1/1/4/4	2/5/24/24	0/1/1/1
19	GLC	Q	1	19	-	1/2/19/22	0/1/1/1
19	FRU	Q	2	19	1/1/4/4	4/5/24/24	0/1/1/1
19	GLC	S	1	19	-	2/2/19/22	0/1/1/1
19	FRU	S	2	19	1/1/4/4	3/5/24/24	0/1/1/1
19	GLC	T	1	19	-	2/2/19/22	0/1/1/1
19	FRU	T	2	19	1/1/4/4	3/5/24/24	0/1/1/1
19	GLC	U	1	19	-	2/2/19/22	0/1/1/1
19	FRU	U	2	19	1/1/4/4	5/5/24/24	0/1/1/1
19	GLC	V	1	19	-	2/2/19/22	0/1/1/1
19	FRU	V	2	19	1/1/4/4	1/5/24/24	0/1/1/1
19	GLC	W	1	19	-	2/2/19/22	0/1/1/1
19	FRU	W	2	19	1/1/4/4	2/5/24/24	0/1/1/1
19	GLC	X	1	19	-	2/2/19/22	0/1/1/1
19	FRU	X	2	19	1/1/4/4	3/5/24/24	0/1/1/1
19	GLC	Y	1	19	-	0/2/19/22	0/1/1/1
19	FRU	Y	2	19	1/1/4/4	3/5/24/24	0/1/1/1

Continued on next page...

Continued from previous page...

Mol	Type	Chain	Res	Link	Chirals	Torsions	Rings
19	GLC	Z	1	19	-	2/2/19/22	0/1/1/1
19	FRU	Z	2	19	1/1/4/4	2/5/24/24	0/1/1/1
19	GLC	a	1	19	-	0/2/19/22	0/1/1/1
19	FRU	a	2	19	1/1/4/4	3/5/24/24	0/1/1/1

All (30) bond length outliers are listed below:

Mol	Chain	Res	Type	Atoms	Z	Observed(Å)	Ideal(Å)
19	Y	1	GLC	O5-C1	-4.55	1.36	1.43
19	S	2	FRU	O5-C2	-3.66	1.37	1.43
19	U	2	FRU	O5-C2	-3.39	1.38	1.43
19	Q	2	FRU	O5-C2	-3.24	1.38	1.43
19	T	2	FRU	O5-C2	-3.20	1.38	1.43
19	a	1	GLC	O5-C5	-3.03	1.37	1.43
19	T	2	FRU	O2-C2	-2.95	1.35	1.40
19	S	2	FRU	O2-C2	-2.86	1.35	1.40
19	S	2	FRU	O3-C3	-2.85	1.37	1.42
19	P	2	FRU	O5-C2	-2.83	1.39	1.43
19	O	1	GLC	O5-C5	-2.69	1.38	1.43
19	a	1	GLC	O5-C1	-2.64	1.39	1.43
19	M	2	FRU	O2-C2	2.61	1.45	1.40
19	P	1	GLC	O5-C1	-2.60	1.39	1.43
19	S	2	FRU	C1-C2	-2.51	1.47	1.52
19	W	2	FRU	O3-C3	-2.49	1.37	1.42
19	X	2	FRU	O5-C2	-2.47	1.39	1.43
19	Y	2	FRU	O5-C2	-2.45	1.39	1.43
19	P	1	GLC	O5-C5	-2.35	1.38	1.43
19	O	2	FRU	O5-C5	-2.34	1.38	1.43
19	O	1	GLC	O5-C1	-2.28	1.39	1.43
19	T	1	GLC	O5-C1	-2.28	1.39	1.43
19	O	1	GLC	O2-C2	-2.27	1.38	1.43
19	P	2	FRU	O5-C5	-2.27	1.38	1.43
19	X	1	GLC	O5-C1	-2.27	1.39	1.43
19	U	1	GLC	O5-C1	-2.22	1.40	1.43
19	W	1	GLC	C2-C3	-2.21	1.49	1.52
19	S	1	GLC	O5-C5	-2.19	1.39	1.43
19	Y	1	GLC	O5-C5	-2.18	1.39	1.43
19	V	1	GLC	C4-C3	-2.02	1.47	1.52

All (106) bond angle outliers are listed below:

Mol	Chain	Res	Type	Atoms	Z	Observed(°)	Ideal(°)
19	Y	1	GLC	C1-O5-C5	-11.33	97.00	112.19
19	M	1	GLC	C1-O5-C5	8.01	122.92	112.19
19	V	1	GLC	C1-O5-C5	7.55	122.31	112.19
19	S	2	FRU	O1-C1-C2	-6.55	97.18	111.67
19	O	1	GLC	C1-C2-C3	6.50	119.11	109.64
19	Q	1	GLC	O3-C3-C2	6.48	123.28	110.05
19	Q	1	GLC	C2-C3-C4	-5.70	100.83	110.86
19	P	2	FRU	O1-C1-C2	-5.56	99.37	111.67
19	Y	1	GLC	C6-C5-C4	5.50	126.52	113.02
19	Q	1	GLC	C3-C4-C5	-5.32	100.59	110.23
19	T	2	FRU	C6-C5-C4	-5.23	102.76	115.10
19	Y	1	GLC	C3-C4-C5	-5.11	100.97	110.23
19	O	1	GLC	O5-C5-C4	-5.06	100.44	109.55
19	V	1	GLC	O5-C5-C6	5.04	117.48	107.66
19	P	1	GLC	O3-C3-C4	4.89	121.90	110.38
19	Y	2	FRU	O1-C1-C2	-4.80	101.05	111.67
19	V	1	GLC	C3-C4-C5	-4.79	101.55	110.23
19	Y	1	GLC	O5-C1-C2	-4.79	99.37	110.79
19	V	1	GLC	C2-C3-C4	-4.73	102.54	110.86
19	Y	1	GLC	O2-C2-C3	-4.71	100.40	110.15
19	Y	2	FRU	O2-C2-O5	4.62	118.20	109.33
19	X	1	GLC	C3-C4-C5	-4.58	101.93	110.23
19	O	2	FRU	O4-C4-C3	-4.49	98.69	112.16
19	Z	1	GLC	C1-C2-C3	-4.31	103.36	109.64
19	P	1	GLC	C2-C3-C4	-4.29	103.32	110.86
19	X	1	GLC	C6-C5-C4	-4.13	102.88	113.02
19	a	1	GLC	C1-C2-C3	-4.07	103.72	109.64
19	O	2	FRU	O2-C2-O5	-3.95	101.73	109.33
19	W	2	FRU	O2-C2-O5	3.95	116.91	109.33
19	Q	1	GLC	C1-O5-C5	3.92	117.43	112.19
19	V	1	GLC	O3-C3-C2	3.84	117.89	110.05
19	Y	1	GLC	C2-C3-C4	-3.83	104.12	110.86
19	a	1	GLC	O5-C5-C4	-3.65	101.95	110.83
19	O	2	FRU	O1-C1-C2	3.62	119.68	111.67
19	W	2	FRU	O1-C1-C2	-3.61	103.69	111.67
19	P	1	GLC	O6-C6-C5	-3.48	99.49	111.33
19	P	1	GLC	C1-C2-C3	-3.46	104.61	109.64
19	T	2	FRU	O6-C6-C5	-3.46	99.56	111.33
19	V	2	FRU	O5-C5-C6	3.45	118.28	108.89
19	O	1	GLC	O2-C2-C1	-3.43	101.37	109.22
19	Q	1	GLC	O5-C1-C2	3.40	118.91	110.79
19	S	2	FRU	O3-C3-C4	-3.38	101.32	113.25
19	V	2	FRU	O3-C3-C4	-3.36	101.38	113.25

Continued on next page...

Continued from previous page...

Mol	Chain	Res	Type	Atoms	Z	Observed(°)	Ideal(°)
19	P	1	GLC	C3-C4-C5	-3.35	104.16	110.23
19	W	2	FRU	O4-C4-C3	-3.30	102.26	112.16
19	Q	1	GLC	O4-C4-C5	3.28	117.39	109.32
19	U	2	FRU	O2-C2-O5	-3.23	103.12	109.33
19	T	1	GLC	C2-C3-C4	-3.22	105.19	110.86
19	X	2	FRU	O2-C2-O5	-3.22	103.15	109.33
19	Y	1	GLC	O5-C5-C4	-3.19	103.07	110.83
19	Q	2	FRU	O2-C2-O5	3.19	115.44	109.33
19	O	1	GLC	O3-C3-C2	3.19	116.55	110.05
19	U	2	FRU	C6-C5-C4	-3.13	107.70	115.10
19	a	2	FRU	O4-C4-C5	3.13	120.06	111.08
19	P	1	GLC	C6-C5-C4	-3.09	105.43	113.02
19	X	1	GLC	C2-C3-C4	-3.08	105.44	110.86
19	a	1	GLC	C1-O5-C5	-3.06	108.09	112.19
19	Q	1	GLC	O2-C2-C3	2.95	116.25	110.15
19	W	1	GLC	C2-C3-C4	-2.94	105.69	110.86
19	Z	2	FRU	O2-C2-O5	2.91	114.91	109.33
19	P	1	GLC	O2-C2-C3	2.88	116.12	110.15
19	S	1	GLC	O2-C2-C1	2.87	115.78	109.22
19	V	2	FRU	O6-C6-C5	2.82	120.94	111.33
19	V	2	FRU	O1-C1-C2	-2.80	105.49	111.67
19	W	1	GLC	O2-C2-C3	-2.78	104.39	110.15
19	V	1	GLC	O3-C3-C4	-2.73	103.94	110.38
19	P	2	FRU	O2-C2-O5	2.72	114.55	109.33
19	X	2	FRU	O5-C5-C6	2.70	116.24	108.89
19	T	1	GLC	C1-O5-C5	2.68	115.78	112.19
19	U	1	GLC	C1-O5-C5	2.64	115.73	112.19
19	X	2	FRU	O4-C4-C5	-2.62	103.56	111.08
19	S	2	FRU	O2-C2-O5	-2.61	104.31	109.33
19	O	1	GLC	C1-O5-C5	-2.53	106.99	112.97
19	O	1	GLC	O4-C4-C5	-2.51	104.21	109.74
19	S	2	FRU	O4-C4-C3	-2.50	104.66	112.16
19	a	2	FRU	O3-C3-C4	-2.49	104.45	113.25
19	Z	2	FRU	O5-C5-C6	2.49	115.68	108.89
19	P	1	GLC	O4-C4-C3	2.47	116.20	110.38
19	T	2	FRU	O5-C5-C6	2.45	115.57	108.89
19	M	1	GLC	O5-C5-C4	2.40	116.67	110.83
19	Z	1	GLC	C1-O5-C5	-2.39	108.98	112.19
19	W	1	GLC	O5-C5-C6	2.36	112.26	107.66
19	X	1	GLC	O3-C3-C4	-2.35	104.83	110.38
19	Z	1	GLC	C2-C3-C4	-2.35	106.73	110.86
19	Y	2	FRU	C6-C5-C4	-2.34	109.58	115.10

Continued on next page...

Continued from previous page...

Mol	Chain	Res	Type	Atoms	Z	Observed(°)	Ideal(°)
19	Z	1	GLC	O3-C3-C2	-2.33	105.30	110.05
19	T	1	GLC	O5-C1-C2	2.31	116.31	110.79
19	Y	1	GLC	O4-C4-C3	-2.31	104.93	110.38
19	U	1	GLC	C1-C2-C3	-2.30	106.29	109.64
19	S	1	GLC	C3-C4-C5	2.29	114.39	110.23
19	O	1	GLC	O3-C3-C4	2.29	115.76	110.38
19	Z	2	FRU	O4-C4-C5	-2.29	104.52	111.08
19	Z	2	FRU	C6-C5-C4	-2.25	109.79	115.10
19	a	1	GLC	O3-C3-C2	-2.24	105.48	110.05
19	T	2	FRU	O1-C1-C2	-2.23	106.74	111.67
19	Q	1	GLC	C6-C5-C4	2.23	118.48	113.02
19	a	1	GLC	O5-C5-C6	2.22	111.98	107.66
19	a	2	FRU	O4-C4-C3	-2.21	105.52	112.16
19	M	1	GLC	O3-C3-C2	2.21	114.56	110.05
19	a	2	FRU	O1-C1-C2	-2.20	106.80	111.67
19	X	2	FRU	C6-C5-C4	-2.20	109.90	115.10
19	a	2	FRU	C6-C5-C4	2.17	120.21	115.10
19	O	1	GLC	O5-C1-C2	2.16	115.95	110.79
19	O	1	GLC	C2-C3-C4	-2.13	107.12	110.86
19	Q	2	FRU	O1-C1-C2	-2.12	106.99	111.67
19	Z	1	GLC	O2-C2-C3	-2.06	105.88	110.15

All (13) chirality outliers are listed below:

Mol	Chain	Res	Type	Atom
19	M	2	FRU	C2
19	O	2	FRU	C2
19	P	2	FRU	C2
19	Q	2	FRU	C2
19	S	2	FRU	C2
19	T	2	FRU	C2
19	U	2	FRU	C2
19	V	2	FRU	C2
19	W	2	FRU	C2
19	X	2	FRU	C2
19	Y	2	FRU	C2
19	Z	2	FRU	C2
19	a	2	FRU	C2

All (52) torsion outliers are listed below:

Mol	Chain	Res	Type	Atoms
19	Q	2	FRU	O1-C1-C2-C3
19	Q	2	FRU	O1-C1-C2-O2
19	U	2	FRU	O1-C1-C2-C3
19	U	2	FRU	O1-C1-C2-O2
19	U	2	FRU	C4-C5-C6-O6
19	X	2	FRU	O1-C1-C2-C3
19	X	2	FRU	O1-C1-C2-O2
19	X	2	FRU	O1-C1-C2-O5
19	U	1	GLC	O5-C5-C6-O6
19	P	2	FRU	O5-C5-C6-O6
19	U	2	FRU	O5-C5-C6-O6
19	Y	2	FRU	C4-C5-C6-O6
19	S	1	GLC	O5-C5-C6-O6
19	W	1	GLC	O5-C5-C6-O6
19	X	1	GLC	O5-C5-C6-O6
19	U	1	GLC	C4-C5-C6-O6
19	Q	2	FRU	O5-C5-C6-O6
19	Z	1	GLC	O5-C5-C6-O6
19	X	1	GLC	C4-C5-C6-O6
19	Y	2	FRU	O5-C5-C6-O6
19	Z	1	GLC	C4-C5-C6-O6
19	M	1	GLC	O5-C5-C6-O6
19	M	1	GLC	C4-C5-C6-O6
19	S	1	GLC	C4-C5-C6-O6
19	Q	2	FRU	O1-C1-C2-O5
19	a	2	FRU	O1-C1-C2-O5
19	P	2	FRU	C4-C5-C6-O6
19	V	1	GLC	O5-C5-C6-O6
19	T	1	GLC	C4-C5-C6-O6
19	U	2	FRU	O1-C1-C2-O5
19	T	1	GLC	O5-C5-C6-O6
19	W	1	GLC	C4-C5-C6-O6
19	T	2	FRU	O1-C1-C2-O5
19	Q	1	GLC	C4-C5-C6-O6
19	M	2	FRU	O5-C5-C6-O6
19	S	2	FRU	C4-C5-C6-O6
19	M	2	FRU	O1-C1-C2-O2
19	a	2	FRU	O1-C1-C2-C3
19	V	1	GLC	C4-C5-C6-O6
19	W	2	FRU	O5-C5-C6-O6
19	M	2	FRU	O1-C1-C2-O5
19	V	2	FRU	O1-C1-C2-O5
19	S	2	FRU	O1-C1-C2-C3

Continued on next page...

Continued from previous page...

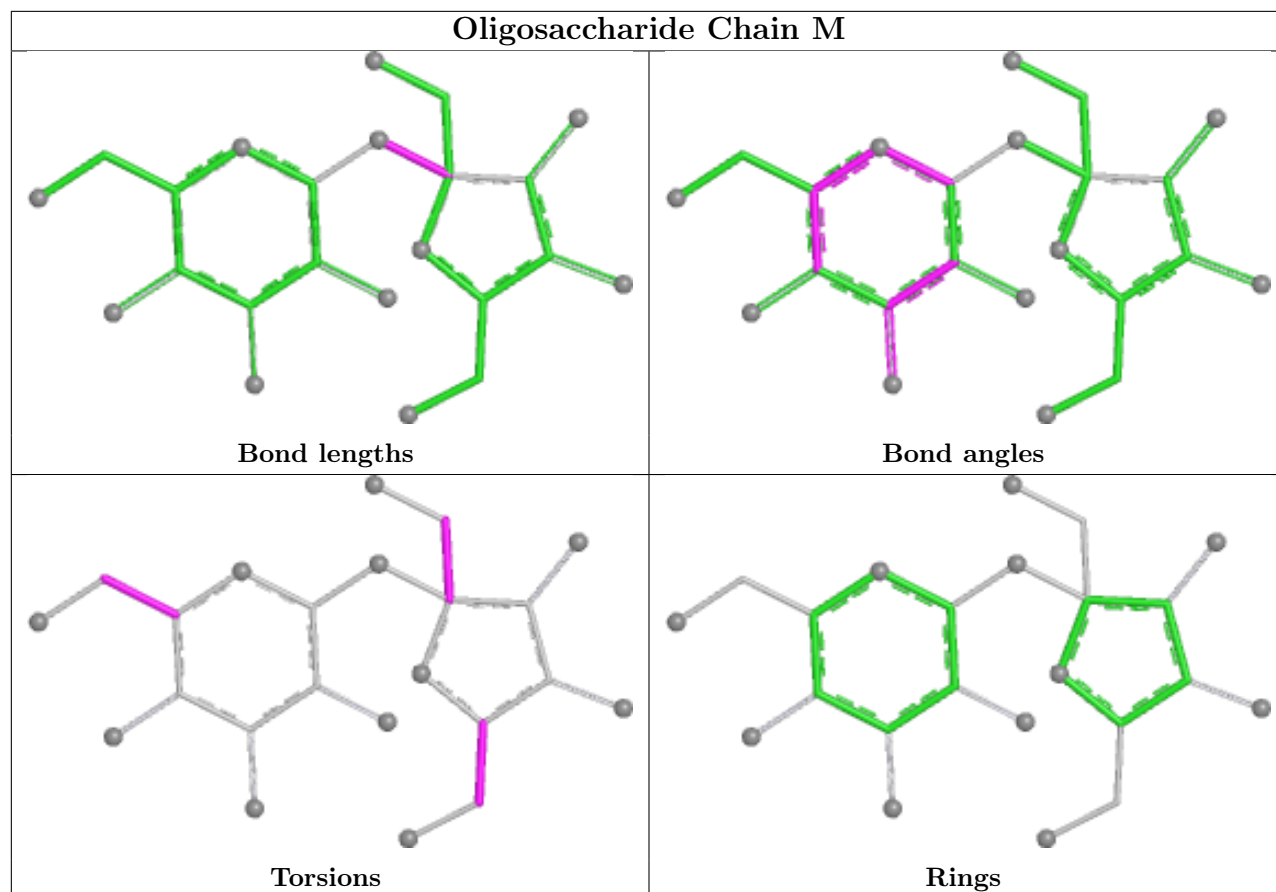
Mol	Chain	Res	Type	Atoms
19	Y	2	FRU	O1-C1-C2-C3
19	Z	2	FRU	C4-C5-C6-O6
19	T	2	FRU	O1-C1-C2-O2
19	a	2	FRU	O1-C1-C2-O2
19	W	2	FRU	C4-C5-C6-O6
19	P	1	GLC	C4-C5-C6-O6
19	Z	2	FRU	O1-C1-C2-O5
19	S	2	FRU	O5-C5-C6-O6
19	T	2	FRU	O1-C1-C2-C3

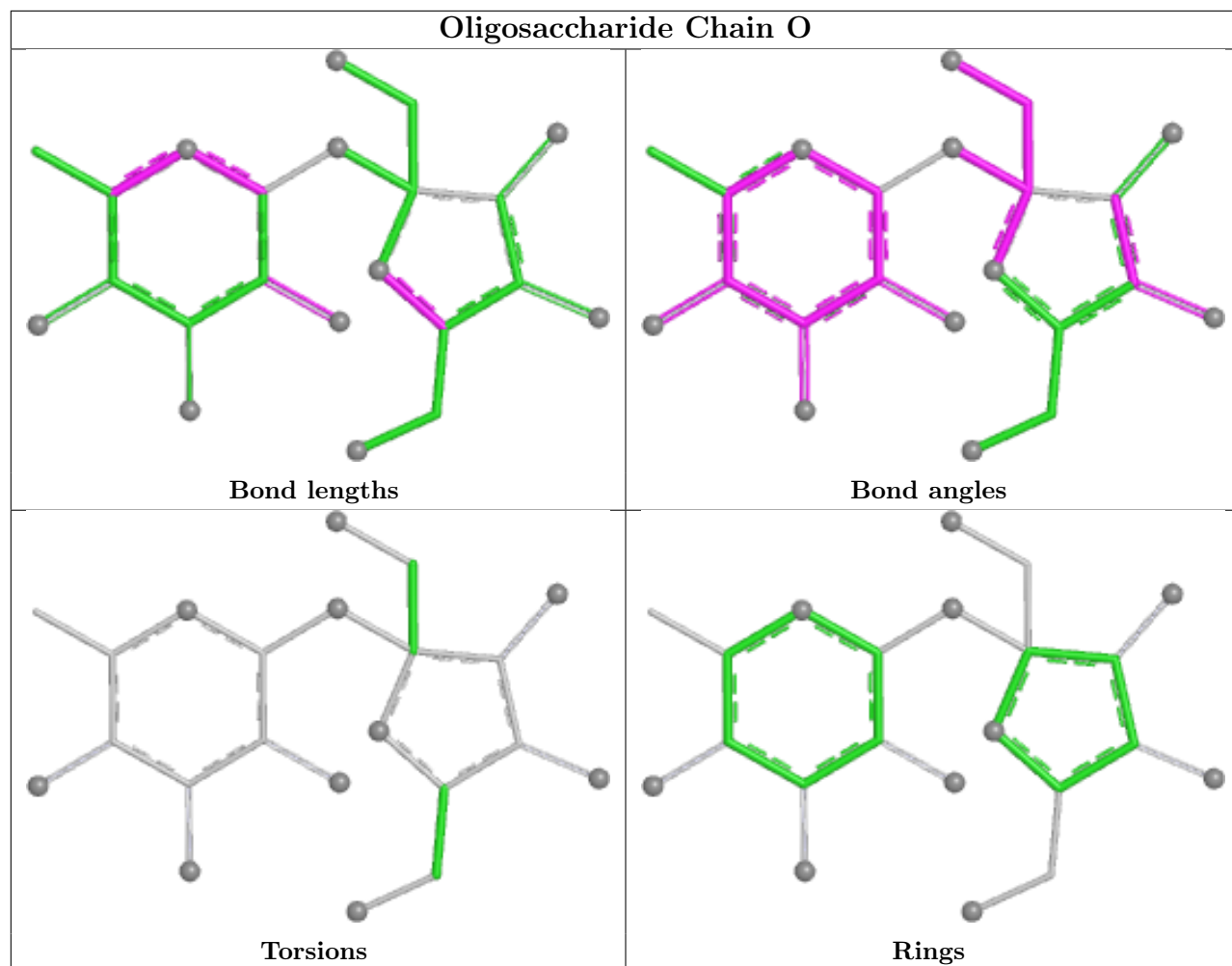
There are no ring outliers.

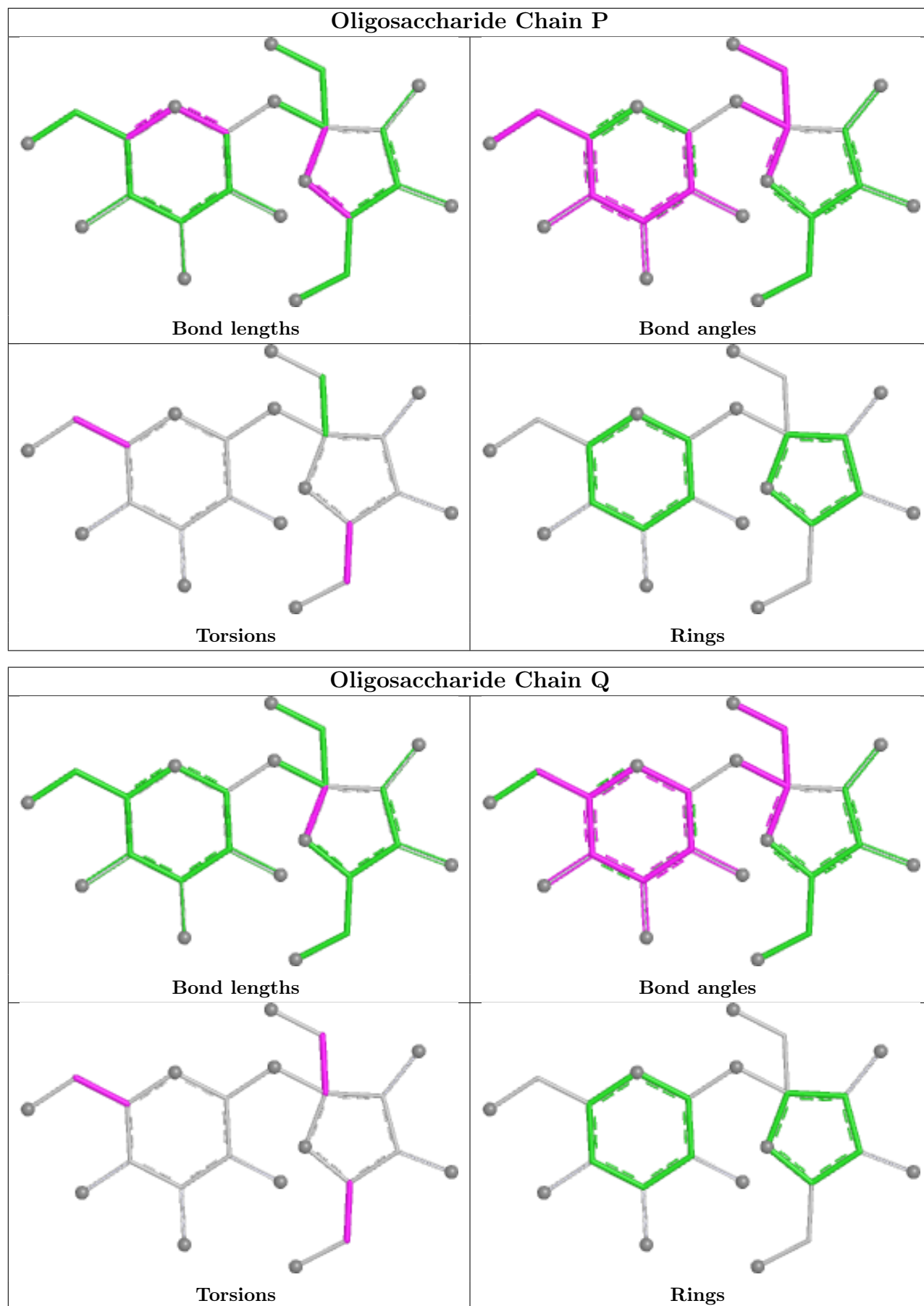
22 monomers are involved in 129 short contacts:

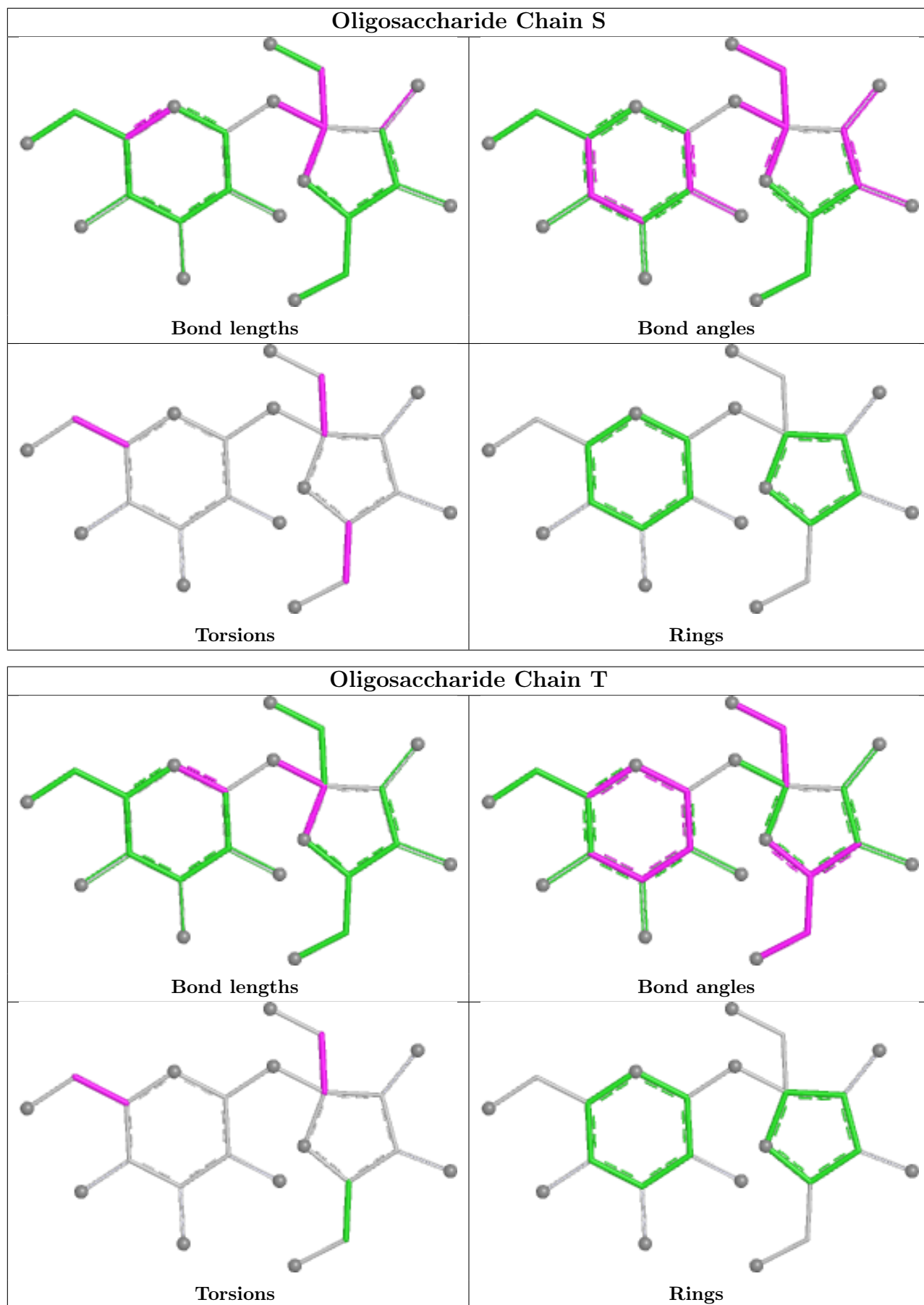
Mol	Chain	Res	Type	Clashes	Symm-Clashes
19	V	1	GLC	1	0
19	Y	2	FRU	18	0
19	U	1	GLC	11	0
19	T	2	FRU	7	0
19	Z	2	FRU	9	0
19	Q	1	GLC	5	0
19	S	1	GLC	6	0
19	X	2	FRU	8	0
19	Z	1	GLC	13	0
19	U	2	FRU	20	0
19	V	2	FRU	2	0
19	P	2	FRU	17	0
19	T	1	GLC	7	0
19	Y	1	GLC	7	0
19	X	1	GLC	9	0
19	Q	2	FRU	14	0
19	W	1	GLC	2	0
19	O	2	FRU	7	0
19	O	1	GLC	10	0
19	S	2	FRU	7	0
19	W	2	FRU	3	0
19	P	1	GLC	13	0

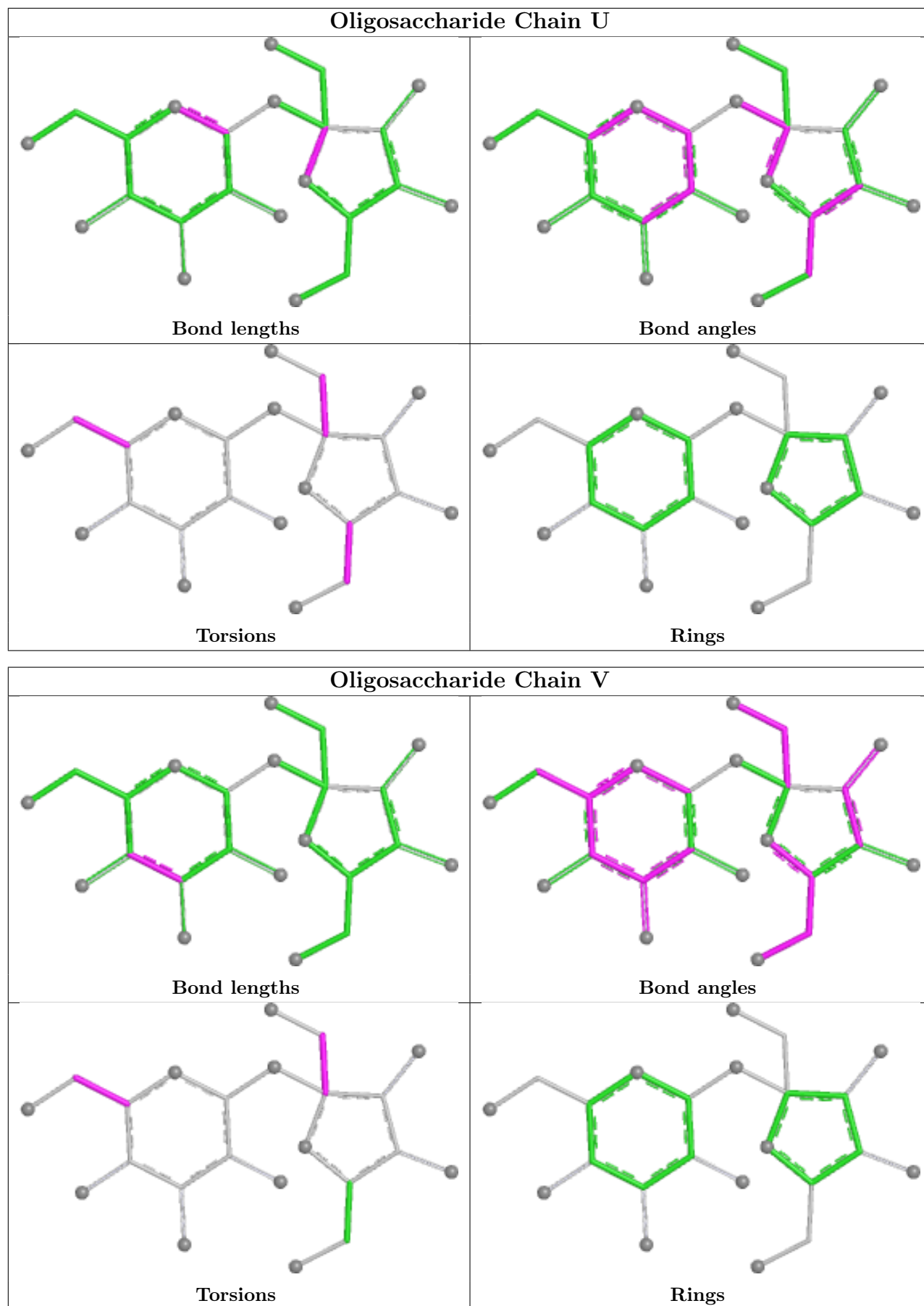
The following is a two-dimensional graphical depiction of Mogul quality analysis of bond lengths, bond angles, torsion angles, and ring geometry for oligosaccharide.

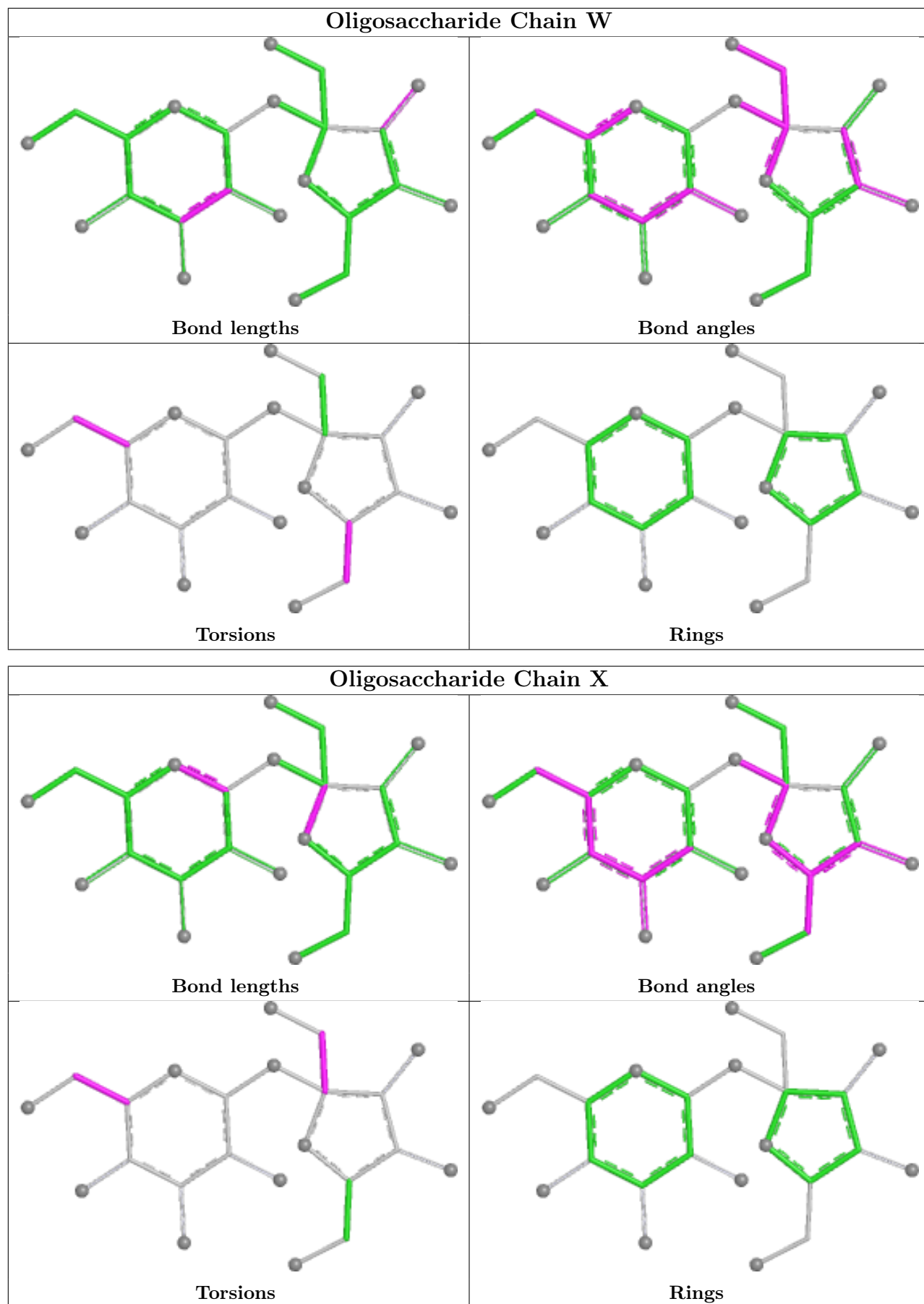


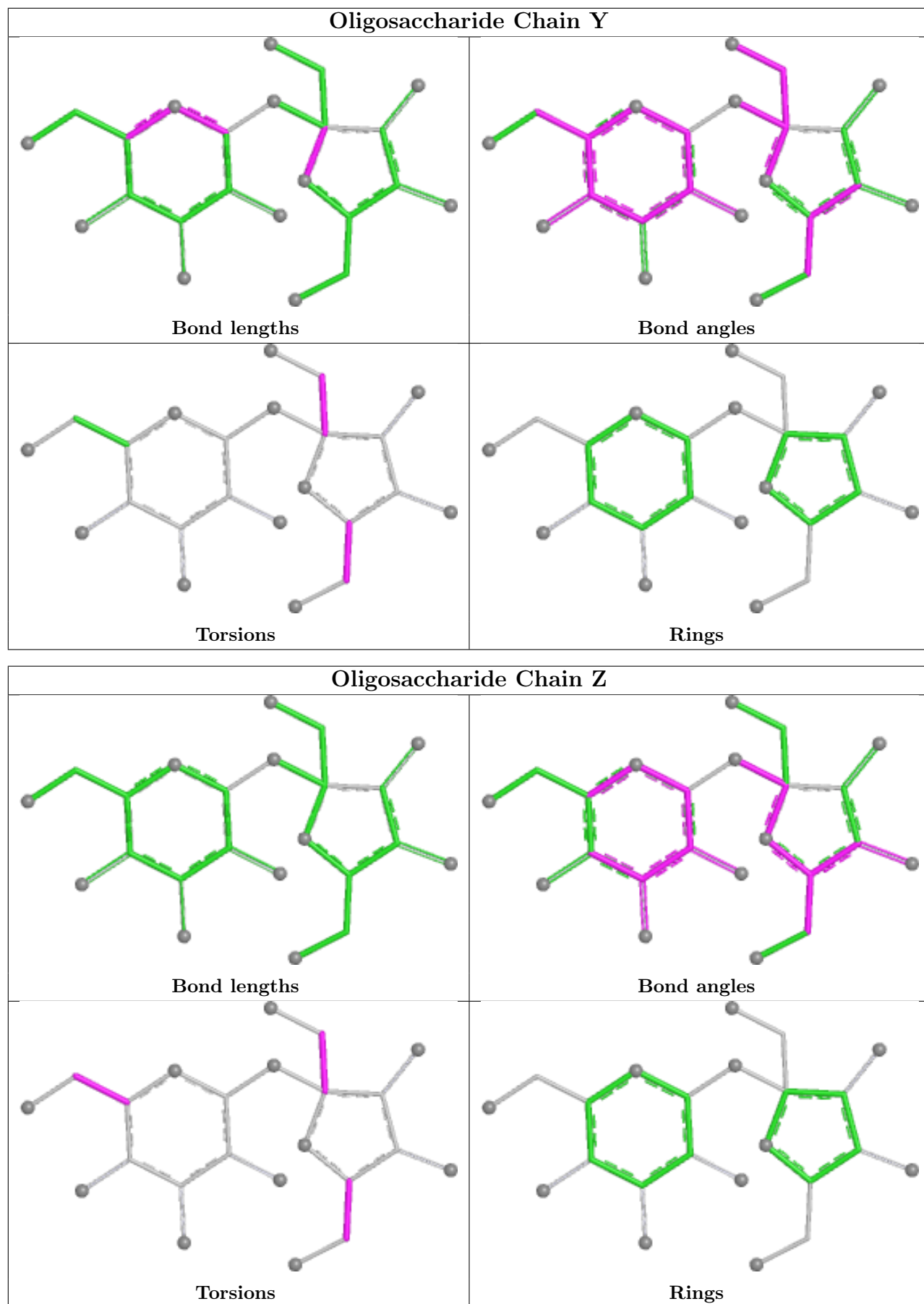


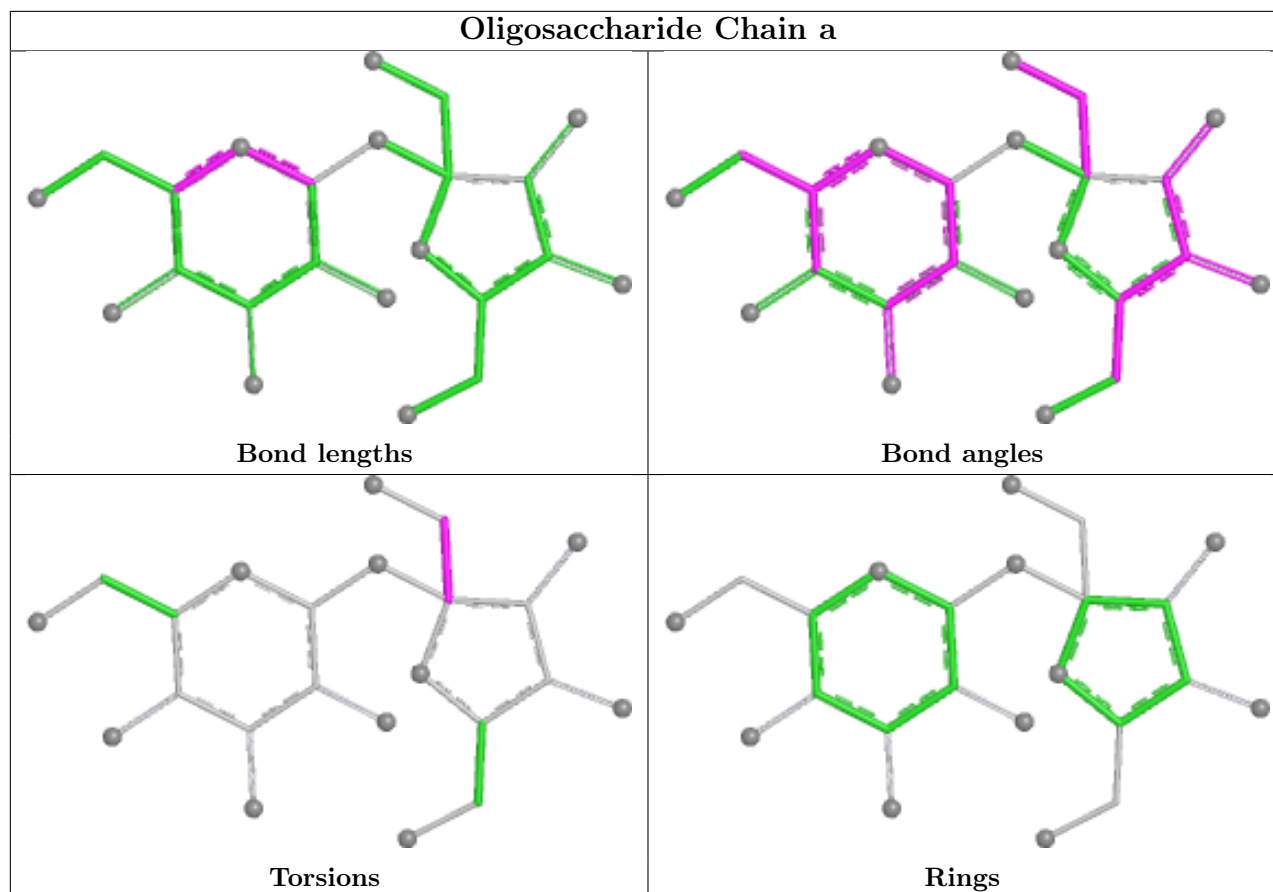












5.6 Ligand geometry [i](#)

Of 249 ligands modelled in this entry, 1 is unknown - leaving 248 for Mogul analysis.

In the following table, the Counts columns list the number of bonds (or angles) for which Mogul statistics could be retrieved, the number of bonds (or angles) that are observed in the model and the number of bonds (or angles) that are defined in the Chemical Component Dictionary. The Link column lists molecule types, if any, to which the group is linked. The Z score for a bond length (or angle) is the number of standard deviations the observed value is removed from the expected value. A bond length (or angle) with $|Z| > 2$ is considered an outlier worth inspection. RMSZ is the root-mean-square of all Z scores of the bond lengths (or angles).

Mol	Type	Chain	Res	Link	Bond lengths			Bond angles		
					Counts	RMSZ	$\# Z > 2$	Counts	RMSZ	$\# Z > 2$
20	CLA	1	210	-	49,59,73	2.75	20 (40%)	56,96,113	4.10	27 (48%)
20	CLA	F	205	-	39,49,73	2.60	12 (30%)	46,84,113	2.81	19 (41%)
21	LMU	K	104	-	36,36,36	0.66	1 (2%)	47,47,47	1.91	14 (29%)
20	CLA	B	824	-	63,73,73	2.07	13 (20%)	74,113,113	2.31	16 (21%)
22	BCR	I	103	-	41,41,41	2.58	10 (24%)	56,56,56	6.70	31 (55%)
20	CLA	2	316	-	63,73,73	2.11	13 (20%)	74,113,113	2.58	20 (27%)
20	CLA	1	205	-	25,32,73	2.32	11 (44%)	27,54,113	3.79	19 (70%)

Mol	Type	Chain	Res	Link	Bond lengths			Bond angles		
					Counts	RMSZ	# Z > 2	Counts	RMSZ	# Z > 2
20	CLA	1	211	-	25,32,73	2.15	6 (24%)	27,54,113	3.17	16 (59%)
21	LMU	L	205	-	36,36,36	0.79	2 (5%)	47,47,47	1.91	17 (36%)
20	CLA	B	831	-	48,58,73	2.46	15 (31%)	56,95,113	2.92	22 (39%)
20	CLA	B	838	-	63,73,73	2.10	11 (17%)	74,113,113	2.55	26 (35%)
20	CLA	B	833	20	43,53,73	2.54	11 (25%)	50,89,113	2.80	18 (36%)
22	BCR	I	101	-	41,41,41	2.50	17 (41%)	56,56,56	5.48	31 (55%)
20	CLA	2	310	-	25,32,73	2.05	8 (32%)	27,54,113	2.99	16 (59%)
20	CLA	A	806	-	53,63,73	2.28	12 (22%)	62,101,113	2.59	21 (33%)
20	CLA	A	817	-	50,60,73	2.38	12 (24%)	57,97,113	2.77	19 (33%)
20	CLA	A	836	-	45,55,73	2.38	12 (26%)	52,91,113	2.24	17 (32%)
20	CLA	H	103	-	53,63,73	2.31	13 (24%)	62,101,113	2.72	22 (35%)
25	LMG	B	848	-	49,49,55	0.97	2 (4%)	57,57,63	1.03	4 (7%)
24	SF4	C	103	7	0,12,12	-	-	-	-	-
21	LMU	A	856	-	36,36,36	0.78	1 (2%)	47,47,47	1.64	8 (17%)
20	CLA	3	302	-	48,58,73	2.57	16 (33%)	56,95,113	2.73	22 (39%)
20	CLA	B	813	-	58,68,73	2.16	11 (18%)	68,107,113	2.20	21 (30%)
21	LMU	2	319	-	36,36,36	1.01	1 (2%)	47,47,47	1.31	6 (12%)
20	CLA	3	316	-	25,32,73	2.23	9 (36%)	27,54,113	3.09	17 (62%)
21	LMU	R	109	-	36,36,36	0.37	0	47,47,47	0.71	1 (2%)
20	CLA	2	306	-	25,32,73	2.20	11 (44%)	27,54,113	3.33	17 (62%)
20	CLA	A	809	-	50,60,73	2.27	13 (26%)	57,97,113	2.79	24 (42%)
20	CLA	A	815	-	48,58,73	2.90	22 (45%)	56,95,113	3.56	32 (57%)
21	LMU	R	104	-	36,36,36	0.75	0	47,47,47	2.19	18 (38%)
22	BCR	B	852	-	41,41,41	2.89	20 (48%)	56,56,56	6.59	26 (46%)
21	LMU	R	103	-	36,36,36	0.77	0	47,47,47	2.07	14 (29%)
24	SF4	A	857	5,6	0,12,12	-	-	-	-	-
21	LMU	B	801	-	36,36,36	0.66	0	47,47,47	2.46	16 (34%)
20	CLA	L	208	-	45,55,73	2.34	9 (20%)	52,91,113	3.11	24 (46%)
22	BCR	A	846	-	41,41,41	1.80	5 (12%)	56,56,56	6.07	19 (33%)
20	CLA	3	317	-	48,58,73	2.49	10 (20%)	56,95,113	2.33	19 (33%)
20	CLA	2	311	2	48,58,73	2.29	10 (20%)	56,95,113	2.75	18 (32%)
21	LMU	1	218	-	36,36,36	0.43	0	47,47,47	1.64	9 (19%)
21	LMU	H	108	-	36,36,36	1.02	3 (8%)	47,47,47	2.80	19 (40%)
21	LMU	1	217	-	36,36,36	0.38	0	47,47,47	0.71	1 (2%)
20	CLA	B	840	-	33,44,73	2.97	12 (36%)	46,78,113	3.74	23 (50%)

Mol	Type	Chain	Res	Link	Bond lengths			Bond angles		
					Counts	RMSZ	# Z > 2	Counts	RMSZ	# Z > 2
20	CLA	A	828	-	63,73,73	2.10	14 (22%)	74,113,113	2.52	25 (33%)
21	LMU	2	313	-	36,36,36	0.82	1 (2%)	47,47,47	0.93	2 (4%)
20	CLA	A	802	-	25,32,73	2.36	11 (44%)	27,54,113	3.91	16 (59%)
20	CLA	3	309	-	25,32,73	2.12	9 (36%)	27,54,113	2.88	15 (55%)
20	CLA	A	835	-	63,73,73	2.14	12 (19%)	74,113,113	2.67	23 (31%)
21	LMU	H	107	-	36,36,36	0.75	0	47,47,47	2.25	14 (29%)
20	CLA	4	306	-	48,58,73	2.62	15 (31%)	56,95,113	3.08	21 (37%)
20	CLA	4	302	-	53,63,73	2.31	13 (24%)	62,101,113	2.60	20 (32%)
22	BCR	3	314	-	41,41,41	1.80	5 (12%)	56,56,56	6.04	22 (39%)
20	CLA	1	204	-	44,54,73	2.55	12 (27%)	51,90,113	2.59	19 (37%)
20	CLA	1	203	-	45,55,73	2.50	10 (22%)	52,91,113	3.03	18 (34%)
20	CLA	3	319	-	25,32,73	2.65	14 (56%)	27,54,113	3.65	18 (66%)
21	LMU	H	106	-	36,36,36	1.03	4 (11%)	47,47,47	2.75	19 (40%)
20	CLA	2	312	-	48,58,73	2.47	10 (20%)	56,95,113	2.85	18 (32%)
20	CLA	H	101	-	53,63,73	2.53	21 (39%)	62,101,113	3.01	27 (43%)
21	LMU	K	109	-	36,36,36	0.78	1 (2%)	47,47,47	2.28	12 (25%)
20	CLA	1	208	-	25,32,73	2.79	13 (52%)	27,54,113	3.74	16 (59%)
20	CLA	3	318	-	63,73,73	1.99	10 (15%)	74,113,113	2.14	19 (25%)
20	CLA	A	818	-	63,73,73	2.11	13 (20%)	74,113,113	2.30	25 (33%)
20	CLA	B	839	-	63,73,73	1.99	15 (23%)	74,113,113	2.31	22 (29%)
20	CLA	B	851	-	63,73,73	2.11	13 (20%)	74,113,113	2.41	23 (31%)
20	CLA	A	819	-	63,73,73	2.08	11 (17%)	74,113,113	2.41	21 (28%)
20	CLA	3	305	-	25,32,73	2.51	11 (44%)	27,54,113	3.45	17 (62%)
20	CLA	K	103	-	63,73,73	2.12	10 (15%)	74,113,113	2.22	21 (28%)
20	CLA	1	212	-	25,32,73	2.38	10 (40%)	27,54,113	3.62	17 (62%)
20	CLA	H	109	-	58,68,73	2.27	12 (20%)	68,107,113	2.55	21 (30%)
21	LMU	N	101	-	36,36,36	0.55	1 (2%)	47,47,47	2.07	14 (29%)
20	CLA	1	206	-	59,69,73	2.18	14 (23%)	69,108,113	2.38	22 (31%)
20	CLA	2	309	-	25,32,73	2.09	7 (28%)	27,54,113	3.09	17 (62%)
20	CLA	3	313	-	63,73,73	2.37	21 (33%)	74,113,113	3.00	23 (31%)
20	CLA	A	840	-	48,58,73	2.42	10 (20%)	56,95,113	2.52	18 (32%)
20	CLA	L	202	-	63,73,73	2.09	10 (15%)	74,113,113	2.26	20 (27%)
20	CLA	A	811	-	63,73,73	2.12	11 (17%)	74,113,113	2.57	24 (32%)
20	CLA	B	812	-	63,73,73	2.13	13 (20%)	74,113,113	2.23	21 (28%)
21	LMU	4	320	-	35,35,36	0.30	0	46,46,47	0.72	1 (2%)

Mol	Type	Chain	Res	Link	Bond lengths			Bond angles		
					Counts	RMSZ	# Z > 2	Counts	RMSZ	# Z > 2
20	CLA	A	814	-	43,53,73	2.63	12 (27%)	50,89,113	2.54	17 (34%)
20	CLA	A	825	-	63,73,73	2.07	14 (22%)	74,113,113	2.37	18 (24%)
21	LMU	4	317	-	36,36,36	0.75	1 (2%)	47,47,47	1.15	3 (6%)
20	CLA	A	804	-	53,63,73	2.36	13 (24%)	62,101,113	2.40	20 (32%)
22	BCR	F	202	-	41,41,41	1.73	4 (9%)	56,56,56	6.04	17 (30%)
20	CLA	B	820	-	53,63,73	2.33	12 (22%)	62,101,113	2.46	18 (29%)
20	CLA	3	307	-	25,32,73	2.07	9 (36%)	27,54,113	3.13	17 (62%)
20	CLA	4	316	-	44,54,73	2.66	19 (43%)	51,90,113	2.82	20 (39%)
21	LMU	R	105	-	36,36,36	0.86	1 (2%)	47,47,47	1.65	11 (23%)
20	CLA	B	803	-	63,73,73	2.08	14 (22%)	74,113,113	2.23	25 (33%)
20	CLA	4	309	-	25,32,73	2.74	15 (60%)	27,54,113	3.91	18 (66%)
20	CLA	H	102	-	53,63,73	2.33	11 (20%)	62,101,113	2.62	21 (33%)
20	CLA	B	836	-	63,73,73	1.99	12 (19%)	74,113,113	2.36	18 (24%)
20	CLA	B	810	-	53,63,73	2.20	13 (24%)	62,101,113	2.51	21 (33%)
20	CLA	2	307	-	63,73,73	2.27	20 (31%)	74,113,113	2.67	23 (31%)
20	CLA	1	207	-	49,59,73	2.48	14 (28%)	56,96,113	3.32	26 (46%)
20	CLA	B	806	-	63,73,73	2.05	13 (20%)	74,113,113	2.70	29 (39%)
20	CLA	B	808	6	63,73,73	1.98	13 (20%)	74,113,113	2.46	21 (28%)
20	CLA	1	214	-	25,32,73	2.01	7 (28%)	27,54,113	2.99	18 (66%)
20	CLA	4	319	-	45,55,73	2.40	12 (26%)	52,91,113	2.64	16 (30%)
20	CLA	4	304	-	63,73,73	2.36	23 (36%)	74,113,113	3.50	31 (41%)
20	CLA	A	822	-	53,63,73	2.26	11 (20%)	62,101,113	2.58	21 (33%)
21	LMU	3	322	-	36,36,36	0.70	0	47,47,47	1.92	11 (23%)
20	CLA	A	821	5	40,50,73	2.54	12 (30%)	45,85,113	3.01	16 (35%)
20	CLA	1	209	1	33,44,73	2.95	11 (33%)	46,78,113	3.42	17 (36%)
20	CLA	4	308	-	33,44,73	3.03	13 (39%)	46,78,113	3.62	18 (39%)
20	CLA	4	314	-	33,44,73	2.87	11 (33%)	46,78,113	3.74	21 (45%)
20	CLA	B	809	-	53,62,73	2.67	12 (22%)	65,100,113	2.93	23 (35%)
20	CLA	4	318	-	50,60,73	2.63	16 (32%)	57,97,113	3.54	24 (42%)
20	CLA	R	108	-	56,66,73	2.40	18 (32%)	65,104,113	2.88	24 (36%)
20	CLA	B	814	-	44,54,73	2.47	11 (25%)	51,90,113	2.76	18 (35%)
20	CLA	3	306	-	25,32,73	2.09	9 (36%)	27,54,113	3.13	17 (62%)
20	CLA	A	805	-	63,73,73	2.05	12 (19%)	74,113,113	2.37	21 (28%)
20	CLA	A	808	5	63,73,73	2.15	14 (22%)	74,113,113	2.69	26 (35%)
20	CLA	K	101	-	43,53,73	2.52	12 (27%)	50,89,113	2.78	16 (32%)

Mol	Type	Chain	Res	Link	Bond lengths			Bond angles		
					Counts	RMSZ	# Z > 2	Counts	RMSZ	# Z > 2
20	CLA	A	841	-	63,73,73	2.06	15 (23%)	74,113,113	2.52	23 (31%)
20	CLA	4	307	-	50,60,73	3.05	23 (46%)	57,97,113	3.86	36 (63%)
24	SF4	C	102	7	0,12,12	-	-	-	-	-
20	CLA	A	838	-	63,73,73	2.17	13 (20%)	74,113,113	2.40	25 (33%)
20	CLA	A	829	-	48,58,73	2.40	10 (20%)	56,95,113	2.78	22 (39%)
20	CLA	3	312	-	25,32,73	2.84	13 (52%)	27,54,113	4.04	18 (66%)
23	PQN	A	842	-	34,34,34	1.77	3 (8%)	43,45,45	1.51	8 (18%)
20	CLA	3	311	-	63,73,73	2.37	21 (33%)	74,113,113	3.04	23 (31%)
20	CLA	A	852	-	63,73,73	2.20	12 (19%)	74,113,113	2.53	20 (27%)
21	LMU	A	855	-	36,36,36	0.77	1 (2%)	47,47,47	1.95	18 (38%)
20	CLA	B	819	-	44,54,73	2.43	9 (20%)	51,90,113	3.04	17 (33%)
20	CLA	A	824	-	63,73,73	2.05	13 (20%)	74,113,113	2.35	19 (25%)
20	CLA	B	827	-	63,73,73	2.15	17 (26%)	74,113,113	2.59	18 (24%)
22	BCR	B	844	-	41,41,41	1.70	4 (9%)	56,56,56	5.16	24 (42%)
21	LMU	A	853	-	36,36,36	0.41	0	47,47,47	0.74	1 (2%)
20	CLA	A	837	-	45,55,73	2.48	13 (28%)	52,91,113	2.90	21 (40%)
20	CLA	J	101	-	46,56,73	2.42	13 (28%)	53,92,113	2.71	18 (33%)
20	CLA	A	820	-	49,59,73	2.42	12 (24%)	56,96,113	2.68	19 (33%)
22	BCR	J	102	-	41,41,41	1.66	4 (9%)	56,56,56	6.07	19 (33%)
20	CLA	A	851	-	63,73,73	2.07	13 (20%)	74,113,113	2.29	21 (28%)
22	BCR	B	842	-	41,41,41	1.73	5 (12%)	56,56,56	6.04	18 (32%)
21	LMU	H	105	-	36,36,36	0.96	1 (2%)	47,47,47	2.35	16 (34%)
20	CLA	4	312	-	25,32,73	2.08	9 (36%)	27,54,113	3.23	17 (62%)
21	LMU	K	105	-	36,36,36	0.53	0	47,47,47	2.06	14 (29%)
22	BCR	B	845	-	41,41,41	1.86	5 (12%)	56,56,56	6.08	21 (37%)
20	CLA	B	804	-	43,53,73	2.57	13 (30%)	50,89,113	2.90	17 (34%)
20	CLA	2	302	-	49,59,73	2.33	12 (24%)	56,96,113	2.65	19 (33%)
21	LMU	1	219	-	36,36,36	1.02	2 (5%)	47,47,47	2.29	13 (27%)
21	LMU	1	220	-	36,36,36	0.59	1 (2%)	47,47,47	1.36	6 (12%)
20	CLA	B	805	-	58,68,73	2.21	11 (18%)	68,107,113	2.87	25 (36%)
20	CLA	B	850	-	63,73,73	2.04	13 (20%)	74,113,113	2.58	25 (33%)
20	CLA	K	102	-	48,58,73	2.74	23 (47%)	56,95,113	3.05	24 (42%)
20	CLA	B	828	-	48,58,73	2.57	11 (22%)	56,95,113	2.41	24 (42%)
21	LMU	2	320	-	36,36,36	1.05	1 (2%)	47,47,47	1.41	4 (8%)
21	LMU	B	802	-	36,36,36	1.01	4 (11%)	47,47,47	2.49	13 (27%)

Mol	Type	Chain	Res	Link	Bond lengths			Bond angles		
					Counts	RMSZ	# Z > 2	Counts	RMSZ	# Z > 2
20	CLA	A	823	-	63,73,73	1.97	10 (15%)	74,113,113	2.19	20 (27%)
20	CLA	F	204	-	33,44,73	2.91	10 (30%)	46,78,113	3.28	23 (50%)
21	LMU	1	213	-	36,36,36	0.80	0	47,47,47	2.15	16 (34%)
20	CLA	A	801	-	45,54,73	2.82	14 (31%)	55,90,113	4.20	29 (52%)
21	LMU	H	104	-	36,36,36	1.12	3 (8%)	47,47,47	3.11	22 (46%)
21	LMU	C	101	-	36,36,36	0.85	1 (2%)	47,47,47	1.38	7 (14%)
20	CLA	A	803	-	48,58,73	2.33	13 (27%)	56,95,113	2.99	21 (37%)
22	BCR	A	845	-	41,41,41	1.75	5 (12%)	56,56,56	6.07	20 (35%)
21	LMU	L	211	-	36,36,36	0.86	1 (2%)	47,47,47	1.51	9 (19%)
20	CLA	1	216	-	25,32,73	2.25	13 (52%)	27,54,113	2.93	16 (59%)
20	CLA	B	826	-	63,73,73	2.11	16 (25%)	74,113,113	2.59	21 (28%)
20	CLA	B	822	-	52,62,73	2.26	14 (26%)	60,99,113	2.48	23 (38%)
20	CLA	L	207	16	48,58,73	2.42	13 (27%)	56,95,113	2.61	20 (35%)
21	LMU	E	101	-	36,36,36	0.92	2 (5%)	47,47,47	3.09	25 (53%)
20	CLA	4	315	-	25,32,73	2.01	8 (32%)	27,54,113	2.68	15 (55%)
20	CLA	B	817	-	59,69,73	2.11	15 (25%)	69,108,113	2.58	23 (33%)
20	CLA	2	322	-	59,69,73	2.28	19 (32%)	69,108,113	2.72	28 (40%)
20	CLA	B	815	-	57,67,73	2.16	12 (21%)	66,105,113	2.14	18 (27%)
20	CLA	B	829	-	48,58,73	2.23	10 (20%)	56,95,113	2.65	21 (37%)
20	CLA	G	102	-	49,59,73	2.52	18 (36%)	56,96,113	3.03	23 (41%)
21	LMU	D	201	-	36,36,36	0.40	0	47,47,47	0.70	1 (2%)
20	CLA	B	823	-	56,66,73	2.20	12 (21%)	65,104,113	2.54	20 (30%)
20	CLA	2	315	-	25,32,73	2.12	7 (28%)	27,54,113	2.82	14 (51%)
21	LMU	4	321	-	36,36,36	0.95	1 (2%)	47,47,47	1.41	8 (17%)
21	LMU	R	102	-	36,36,36	0.43	0	47,47,47	1.75	12 (25%)
20	CLA	3	303	-	25,32,73	2.58	14 (56%)	27,54,113	3.17	15 (55%)
20	CLA	L	209	-	48,58,73	2.51	15 (31%)	56,95,113	3.03	21 (37%)
21	LMU	R	106	-	36,36,36	0.88	1 (2%)	47,47,47	1.58	10 (21%)
21	LMU	A	848	-	36,36,36	0.86	0	47,47,47	1.42	6 (12%)
20	CLA	A	833	5	43,53,73	2.51	13 (30%)	50,89,113	3.34	22 (44%)
20	CLA	2	308	-	63,73,73	2.11	11 (17%)	74,113,113	2.39	23 (31%)
20	CLA	F	206	-	51,61,73	2.51	17 (33%)	59,98,113	2.63	21 (35%)
21	LMU	A	854	-	36,36,36	0.68	1 (2%)	47,47,47	1.90	11 (23%)
20	CLA	B	832	20	43,53,73	2.63	14 (32%)	50,89,113	2.85	17 (34%)
21	LMU	K	106	-	36,36,36	0.46	0	47,47,47	2.20	16 (34%)

Mol	Type	Chain	Res	Link	Bond lengths			Bond angles		
					Counts	RMSZ	# Z > 2	Counts	RMSZ	# Z > 2
21	LMU	2	317	-	36,36,36	0.39	0	47,47,47	0.72	1 (2%)
20	CLA	A	839	-	63,73,73	2.35	17 (26%)	74,113,113	3.23	28 (37%)
20	CLA	B	835	-	58,68,73	2.10	12 (20%)	68,107,113	2.78	15 (22%)
20	CLA	3	320	-	25,32,73	2.17	7 (28%)	27,54,113	3.19	14 (51%)
20	CLA	4	305	-	53,63,73	2.20	12 (22%)	62,101,113	2.60	20 (32%)
22	BCR	A	844	-	41,41,41	1.73	4 (9%)	56,56,56	6.09	18 (32%)
20	CLA	I	102	-	58,68,73	2.17	10 (17%)	68,107,113	2.58	18 (26%)
20	CLA	4	310	-	25,32,73	2.43	15 (60%)	27,54,113	3.10	15 (55%)
20	CLA	2	301	-	25,32,73	2.79	15 (60%)	27,54,113	3.55	17 (62%)
20	CLA	A	812	-	52,62,73	2.33	12 (23%)	60,99,113	2.36	16 (26%)
20	CLA	B	825	-	63,73,73	2.23	12 (19%)	74,113,113	2.64	22 (29%)
20	CLA	A	807	-	44,54,73	2.86	22 (50%)	51,90,113	3.21	24 (47%)
20	CLA	B	834	-	49,59,73	2.42	12 (24%)	56,96,113	2.73	19 (33%)
21	LMU	A	849	-	36,36,36	0.86	1 (2%)	47,47,47	1.68	10 (21%)
21	LMU	L	204	-	36,36,36	0.69	2 (5%)	47,47,47	2.43	14 (29%)
22	BCR	B	843	-	41,41,41	1.81	5 (12%)	56,56,56	6.07	19 (33%)
20	CLA	J	103	-	59,69,73	2.14	12 (20%)	69,108,113	2.48	20 (28%)
21	LMU	R	101	-	36,36,36	1.03	2 (5%)	47,47,47	2.46	14 (29%)
20	CLA	B	849	-	63,73,73	2.08	15 (23%)	74,113,113	2.40	27 (36%)
21	LMU	B	847	-	36,36,36	0.99	1 (2%)	47,47,47	2.39	17 (36%)
20	CLA	A	834	-	47,57,73	2.42	13 (27%)	53,93,113	2.61	22 (41%)
20	CLA	A	813	-	52,62,73	2.20	11 (21%)	60,99,113	2.64	23 (38%)
22	BCR	A	843	-	41,41,41	1.66	4 (9%)	56,56,56	6.05	19 (33%)
20	CLA	1	202	-	55,65,73	2.47	21 (38%)	64,103,113	3.24	29 (45%)
20	CLA	B	818	-	48,58,73	2.30	12 (25%)	56,95,113	2.71	19 (33%)
20	CLA	B	821	-	63,73,73	2.75	23 (36%)	74,113,113	2.70	20 (27%)
20	CLA	L	201	-	53,63,73	2.65	19 (35%)	62,101,113	3.60	26 (41%)
20	CLA	A	850	-	63,73,73	2.14	14 (22%)	74,113,113	2.36	20 (27%)
20	CLA	1	201	-	44,54,73	2.68	18 (40%)	51,90,113	3.87	29 (56%)
20	CLA	B	816	-	58,68,73	2.15	12 (20%)	68,107,113	2.37	22 (32%)
20	CLA	2	303	-	63,73,73	2.14	11 (17%)	74,113,113	2.51	26 (35%)
20	CLA	B	807	-	63,73,73	2.11	12 (19%)	74,113,113	2.51	21 (28%)
21	LMU	F	201	-	35,35,36	1.29	4 (11%)	46,46,47	2.39	15 (32%)
22	BCR	F	203	-	41,41,41	2.66	13 (31%)	56,56,56	6.23	31 (55%)
21	LMU	2	318	-	36,36,36	1.06	1 (2%)	47,47,47	1.95	15 (31%)

Mol	Type	Chain	Res	Link	Bond lengths			Bond angles		
					Counts	RMSZ	# Z > 2	Counts	RMSZ	# Z > 2
20	CLA	A	810	-	43,53,73	2.65	13 (30%)	50,89,113	2.88	19 (38%)
22	BCR	B	846	-	41,41,41	1.80	4 (9%)	56,56,56	6.09	17 (30%)
20	CLA	B	837	-	45,55,73	2.45	14 (31%)	52,91,113	2.66	17 (32%)
20	CLA	K	108	-	48,58,73	2.38	13 (27%)	56,95,113	2.63	18 (32%)
20	CLA	A	827	-	53,63,73	2.21	13 (24%)	62,101,113	2.46	20 (32%)
20	CLA	1	215	-	59,69,73	2.19	18 (30%)	69,108,113	3.20	28 (40%)
21	LMU	4	301	-	36,36,36	0.41	0	47,47,47	0.73	1 (2%)
22	BCR	A	847	-	41,41,41	1.79	5 (12%)	56,56,56	6.08	20 (35%)
22	BCR	L	210	-	41,41,41	2.26	11 (26%)	56,56,56	5.86	20 (35%)
20	CLA	B	830	-	63,73,73	2.15	15 (23%)	74,113,113	2.68	24 (32%)
20	CLA	4	303	-	33,44,73	3.13	13 (39%)	46,78,113	3.95	21 (45%)
20	CLA	A	816	-	52,62,73	2.52	17 (32%)	60,99,113	2.85	22 (36%)
21	LMU	4	322	-	36,36,36	0.75	1 (2%)	47,47,47	1.28	4 (8%)
20	CLA	3	301	-	33,44,73	2.86	10 (30%)	46,78,113	3.73	22 (47%)
20	CLA	A	831	-	53,63,73	2.29	11 (20%)	62,101,113	2.83	24 (38%)
20	CLA	2	304	-	25,32,73	2.48	15 (60%)	27,54,113	3.37	18 (66%)
20	CLA	3	310	-	25,32,73	2.30	9 (36%)	27,54,113	3.48	17 (62%)
20	CLA	B	811	-	56,66,73	2.56	20 (35%)	65,104,113	3.28	24 (36%)
20	CLA	A	826	-	63,73,73	2.00	11 (17%)	74,113,113	2.49	25 (33%)
20	CLA	R	107	-	55,65,73	2.29	11 (20%)	64,103,113	2.68	22 (34%)
20	CLA	3	304	-	33,44,73	2.90	11 (33%)	46,78,113	3.25	17 (36%)
20	CLA	A	830	-	63,73,73	2.14	12 (19%)	74,113,113	2.34	20 (27%)
21	LMU	G	101	-	36,36,36	1.01	3 (8%)	47,47,47	2.61	13 (27%)
20	CLA	A	832	-	48,58,73	2.34	11 (22%)	56,95,113	2.58	18 (32%)
20	CLA	4	313	-	25,32,73	2.24	6 (24%)	27,54,113	3.17	19 (70%)
20	CLA	3	308	-	40,50,73	2.53	11 (27%)	45,85,113	2.89	21 (46%)
20	CLA	L	203	-	53,63,73	2.32	10 (18%)	62,101,113	2.53	21 (33%)
20	CLA	2	305	-	48,58,73	2.39	13 (27%)	56,95,113	2.46	21 (37%)
21	LMU	3	321	-	36,36,36	0.40	0	47,47,47	0.72	1 (2%)
20	CLA	4	311	-	53,63,73	2.37	13 (24%)	62,101,113	2.59	22 (35%)
23	PQN	B	841	-	34,34,34	1.71	3 (8%)	43,45,45	1.61	7 (16%)

In the following table, the Chirals column lists the number of chiral outliers, the number of chiral centers analysed, the number of these observed in the model and the number defined in the Chemical Component Dictionary. Similar counts are reported in the Torsion and Rings columns. '-' means no outliers of that kind were identified.

Mol	Type	Chain	Res	Link	Chirals	Torsions	Rings
20	CLA	1	210	-	2/2/12/20	9/21/99/115	-
20	CLA	F	205	-	1/1/10/20	4/8/86/115	-
21	LMU	K	104	-	-	12/21/61/61	0/2/2/2
20	CLA	B	824	-	2/2/15/20	20/37/115/115	-
22	BCR	I	103	-	-	13/29/63/63	0/2/2/2
20	CLA	2	316	-	2/2/15/20	17/37/115/115	-
20	CLA	1	205	-	1/1/4/20	-	-
20	CLA	1	211	-	1/1/4/20	-	-
21	LMU	L	205	-	-	14/21/61/61	0/2/2/2
20	CLA	B	831	-	1/1/12/20	8/19/97/115	-
20	CLA	B	838	-	2/2/15/20	17/37/115/115	-
20	CLA	B	833	20	1/1/11/20	7/13/91/115	-
22	BCR	I	101	-	-	7/29/63/63	0/2/2/2
20	CLA	2	310	-	1/1/4/20	-	-
20	CLA	A	806	-	2/2/13/20	7/25/103/115	-
20	CLA	A	817	-	1/1/12/20	10/22/100/115	-
20	CLA	A	836	-	1/1/11/20	8/16/94/115	-
20	CLA	H	103	-	2/2/13/20	14/25/103/115	-
25	LMG	B	848	-	-	23/44/64/70	0/1/1/1
24	SF4	C	103	7	-	-	0/6/5/5
21	LMU	A	856	-	-	14/21/61/61	0/2/2/2
20	CLA	3	302	-	1/1/12/20	3/19/97/115	-
20	CLA	B	813	-	2/2/14/20	9/31/109/115	-
21	LMU	2	319	-	-	13/21/61/61	0/2/2/2
20	CLA	3	316	-	1/1/4/20	-	-
21	LMU	R	109	-	-	16/21/61/61	0/2/2/2
20	CLA	2	306	-	1/1/4/20	-	-
20	CLA	A	809	-	1/1/12/20	10/22/100/115	-
20	CLA	A	815	-	1/1/12/20	8/19/97/115	-
21	LMU	R	104	-	-	17/21/61/61	0/2/2/2
22	BCR	B	852	-	-	12/29/63/63	0/2/2/2
21	LMU	R	103	-	-	13/21/61/61	0/2/2/2
24	SF4	A	857	5,6	-	-	0/6/5/5
21	LMU	B	801	-	-	16/21/61/61	0/2/2/2
20	CLA	L	208	-	1/1/11/20	10/16/94/115	-
22	BCR	A	846	-	-	17/29/63/63	0/2/2/2

Continued on next page...

Continued from previous page...

Mol	Type	Chain	Res	Link	Chirals	Torsions	Rings
20	CLA	3	317	-	1/1/12/20	8/19/97/115	-
20	CLA	2	311	2	1/1/12/20	4/19/97/115	-
21	LMU	1	218	-	-	10/21/61/61	0/2/2/2
21	LMU	H	108	-	-	14/21/61/61	0/2/2/2
21	LMU	1	217	-	-	14/21/61/61	0/2/2/2
20	CLA	B	840	-	1/1/9/20	-	-
20	CLA	A	828	-	2/2/15/20	17/37/115/115	-
21	LMU	2	313	-	-	16/21/61/61	0/2/2/2
20	CLA	A	802	-	1/1/4/20	-	-
20	CLA	3	309	-	1/1/4/20	-	-
20	CLA	A	835	-	2/2/15/20	16/37/115/115	-
21	LMU	H	107	-	-	12/21/61/61	0/2/2/2
20	CLA	4	306	-	1/1/12/20	8/19/97/115	-
20	CLA	4	302	-	2/2/13/20	14/25/103/115	-
22	BCR	3	314	-	-	13/29/63/63	0/2/2/2
20	CLA	1	204	-	1/1/11/20	6/15/93/115	-
20	CLA	1	203	-	1/1/11/20	7/16/94/115	-
20	CLA	3	319	-	1/1/4/20	-	-
21	LMU	H	106	-	-	13/21/61/61	0/2/2/2
20	CLA	2	312	-	1/1/12/20	8/19/97/115	-
20	CLA	H	101	-	2/2/13/20	16/25/103/115	-
21	LMU	K	109	-	-	12/21/61/61	0/2/2/2
20	CLA	1	208	-	1/1/4/20	-	-
20	CLA	3	318	-	2/2/15/20	19/37/115/115	-
20	CLA	A	818	-	2/2/15/20	18/37/115/115	-
20	CLA	B	839	-	2/2/15/20	16/37/115/115	-
20	CLA	B	851	-	2/2/15/20	17/37/115/115	-
20	CLA	A	819	-	2/2/15/20	13/37/115/115	-
20	CLA	3	305	-	1/1/4/20	-	-
20	CLA	K	103	-	2/2/15/20	19/37/115/115	-
20	CLA	1	212	-	1/1/4/20	-	-
20	CLA	H	109	-	2/2/14/20	12/31/109/115	-
21	LMU	N	101	-	-	16/21/61/61	0/2/2/2
20	CLA	1	206	-	2/2/14/20	20/33/111/115	-
20	CLA	2	309	-	1/1/4/20	-	-
20	CLA	3	313	-	2/2/15/20	16/37/115/115	-

Continued on next page...

Continued from previous page...

Mol	Type	Chain	Res	Link	Chirals	Torsions	Rings
20	CLA	A	840	-	1/1/12/20	9/19/97/115	-
20	CLA	L	202	-	2/2/15/20	13/37/115/115	-
20	CLA	A	811	-	2/2/15/20	24/37/115/115	-
20	CLA	B	812	-	2/2/15/20	23/37/115/115	-
21	LMU	4	320	-	-	15/20/60/61	0/2/2/2
20	CLA	A	814	-	1/1/11/20	11/13/91/115	-
20	CLA	A	825	-	2/2/15/20	21/37/115/115	-
21	LMU	4	317	-	-	13/21/61/61	0/2/2/2
20	CLA	A	804	-	2/2/13/20	11/25/103/115	-
22	BCR	F	202	-	-	12/29/63/63	0/2/2/2
20	CLA	B	820	-	2/2/13/20	8/25/103/115	-
20	CLA	3	307	-	1/1/4/20	-	-
20	CLA	4	316	-	1/1/11/20	9/15/93/115	-
21	LMU	R	105	-	-	15/21/61/61	0/2/2/2
20	CLA	B	803	-	2/2/15/20	19/37/115/115	-
20	CLA	4	309	-	1/1/4/20	-	-
20	CLA	H	102	-	2/2/13/20	9/25/103/115	-
20	CLA	B	836	-	2/2/15/20	13/37/115/115	-
20	CLA	B	810	-	2/2/13/20	10/25/103/115	-
20	CLA	2	307	-	2/2/15/20	20/37/115/115	-
20	CLA	1	207	-	2/2/12/20	8/21/99/115	-
20	CLA	B	806	-	2/2/15/20	18/37/115/115	-
20	CLA	B	808	6	2/2/15/20	19/37/115/115	-
20	CLA	1	214	-	1/1/4/20	-	-
20	CLA	4	319	-	1/1/11/20	9/16/94/115	-
20	CLA	4	304	-	3/3/15/20	18/37/115/115	-
20	CLA	A	822	-	2/2/13/20	9/25/103/115	-
21	LMU	3	322	-	-	17/21/61/61	0/2/2/2
20	CLA	A	821	5	1/1/10/20	2/10/88/115	-
20	CLA	1	209	1	1/1/9/20	-	-
20	CLA	4	308	-	1/1/9/20	-	-
20	CLA	4	314	-	1/1/9/20	-	-
20	CLA	B	809	-	2/2/13/20	11/25/101/115	-
20	CLA	4	318	-	1/1/12/20	9/22/100/115	-
20	CLA	R	108	-	2/2/13/20	15/29/107/115	-

Continued on next page...

Continued from previous page...

Mol	Type	Chain	Res	Link	Chirals	Torsions	Rings
20	CLA	B	814	-	1/1/11/20	9/15/93/115	-
20	CLA	3	306	-	1/1/4/20	-	-
20	CLA	A	805	-	2/2/15/20	21/37/115/115	-
20	CLA	A	808	5	2/2/15/20	19/37/115/115	-
20	CLA	K	101	-	1/1/11/20	4/13/91/115	-
20	CLA	A	841	-	2/2/15/20	13/37/115/115	-
20	CLA	4	307	-	2/2/12/20	6/22/100/115	-
24	SF4	C	102	7	-	-	0/6/5/5
20	CLA	A	838	-	2/2/15/20	17/37/115/115	-
20	CLA	A	829	-	1/1/12/20	3/19/97/115	-
20	CLA	3	312	-	1/1/4/20	-	-
23	PQN	A	842	-	1/1/8/9	11/23/43/43	0/2/2/2
20	CLA	3	311	-	2/2/15/20	23/37/115/115	-
20	CLA	A	852	-	2/2/15/20	22/37/115/115	-
21	LMU	A	855	-	-	14/21/61/61	0/2/2/2
20	CLA	B	819	-	1/1/11/20	13/15/93/115	-
20	CLA	A	824	-	2/2/15/20	17/37/115/115	-
20	CLA	B	827	-	2/2/15/20	25/37/115/115	-
22	BCR	B	844	-	-	11/29/63/63	0/2/2/2
21	LMU	A	853	-	-	19/21/61/61	0/2/2/2
20	CLA	A	837	-	1/1/11/20	10/16/94/115	-
20	CLA	J	101	-	1/1/11/20	11/17/95/115	-
20	CLA	A	820	-	1/1/12/20	9/21/99/115	-
22	BCR	J	102	-	-	12/29/63/63	0/2/2/2
20	CLA	A	851	-	2/2/15/20	16/37/115/115	-
22	BCR	B	842	-	-	13/29/63/63	0/2/2/2
21	LMU	H	105	-	-	17/21/61/61	0/2/2/2
20	CLA	4	312	-	1/1/4/20	-	-
21	LMU	K	105	-	-	18/21/61/61	0/2/2/2
22	BCR	B	845	-	-	12/29/63/63	0/2/2/2
20	CLA	B	804	-	1/1/11/20	5/13/91/115	-
20	CLA	2	302	-	1/1/12/20	11/21/99/115	-
21	LMU	1	219	-	-	13/21/61/61	0/2/2/2
21	LMU	1	220	-	-	13/21/61/61	0/2/2/2
20	CLA	B	805	-	2/2/14/20	17/31/109/115	-

Continued on next page...

Continued from previous page...

Mol	Type	Chain	Res	Link	Chirals	Torsions	Rings
20	CLA	B	850	-	2/2/15/20	16/37/115/115	-
20	CLA	K	102	-	1/1/12/20	8/19/97/115	-
20	CLA	B	828	-	1/1/12/20	6/19/97/115	-
21	LMU	2	320	-	-	8/21/61/61	0/2/2/2
21	LMU	B	802	-	-	11/21/61/61	0/2/2/2
20	CLA	A	823	-	2/2/15/20	19/37/115/115	-
20	CLA	F	204	-	1/1/9/20	-	-
21	LMU	1	213	-	-	13/21/61/61	0/2/2/2
20	CLA	A	801	-	3/3/11/20	12/16/92/115	-
21	LMU	H	104	-	-	14/21/61/61	0/2/2/2
21	LMU	C	101	-	-	14/21/61/61	0/2/2/2
20	CLA	A	803	-	1/1/12/20	4/19/97/115	-
22	BCR	A	845	-	-	14/29/63/63	0/2/2/2
21	LMU	L	211	-	-	14/21/61/61	0/2/2/2
20	CLA	1	216	-	1/1/4/20	-	-
20	CLA	B	826	-	2/2/15/20	14/37/115/115	-
20	CLA	B	822	-	1/1/12/20	7/24/102/115	-
20	CLA	L	207	16	1/1/12/20	8/19/97/115	-
21	LMU	E	101	-	-	14/21/61/61	0/2/2/2
20	CLA	4	315	-	1/1/4/20	-	-
20	CLA	B	817	-	2/2/14/20	17/33/111/115	-
20	CLA	2	322	-	2/2/14/20	19/33/111/115	-
20	CLA	B	815	-	2/2/13/20	12/30/108/115	-
20	CLA	B	829	-	1/1/12/20	12/19/97/115	-
20	CLA	G	102	-	1/1/12/20	8/21/99/115	-
21	LMU	D	201	-	-	14/21/61/61	0/2/2/2
20	CLA	B	823	-	2/2/13/20	15/29/107/115	-
20	CLA	2	315	-	1/1/4/20	-	-
21	LMU	4	321	-	-	15/21/61/61	0/2/2/2
21	LMU	R	102	-	-	11/21/61/61	0/2/2/2
20	CLA	3	303	-	1/1/4/20	-	-
20	CLA	L	209	-	2/2/12/20	9/19/97/115	-
21	LMU	R	106	-	-	13/21/61/61	0/2/2/2
21	LMU	A	848	-	-	16/21/61/61	0/2/2/2
20	CLA	A	833	5	1/1/11/20	6/13/91/115	-

Continued on next page...

Continued from previous page...

Mol	Type	Chain	Res	Link	Chirals	Torsions	Rings
20	CLA	2	308	-	2/2/15/20	14/37/115/115	-
20	CLA	F	206	-	4/4/12/20	10/23/101/115	-
21	LMU	A	854	-	-	11/21/61/61	0/2/2/2
20	CLA	B	832	20	1/1/11/20	9/13/91/115	-
21	LMU	K	106	-	-	15/21/61/61	0/2/2/2
21	LMU	2	317	-	-	14/21/61/61	0/2/2/2
20	CLA	A	839	-	2/2/15/20	20/37/115/115	-
20	CLA	B	835	-	2/2/14/20	16/31/109/115	-
20	CLA	3	320	-	1/1/4/20	-	-
20	CLA	4	305	-	2/2/13/20	12/25/103/115	-
22	BCR	A	844	-	-	12/29/63/63	0/2/2/2
20	CLA	I	102	-	2/2/14/20	11/31/109/115	-
20	CLA	4	310	-	1/1/4/20	-	-
20	CLA	2	301	-	1/1/4/20	-	-
20	CLA	A	812	-	1/1/12/20	12/24/102/115	-
20	CLA	B	825	-	2/2/15/20	16/37/115/115	-
20	CLA	A	807	-	1/1/11/20	6/15/93/115	-
20	CLA	B	834	-	1/1/12/20	8/21/99/115	-
21	LMU	A	849	-	-	13/21/61/61	0/2/2/2
21	LMU	L	204	-	-	15/21/61/61	0/2/2/2
22	BCR	B	843	-	-	7/29/63/63	0/2/2/2
20	CLA	J	103	-	2/2/14/20	24/33/111/115	-
21	LMU	R	101	-	1/1/10/10	11/21/61/61	0/2/2/2
20	CLA	B	849	-	2/2/15/20	16/37/115/115	-
21	LMU	B	847	-	-	10/21/61/61	0/2/2/2
20	CLA	A	834	-	1/1/11/20	8/18/96/115	-
20	CLA	A	813	-	1/1/12/20	10/24/102/115	-
22	BCR	A	843	-	-	11/29/63/63	0/2/2/2
20	CLA	1	202	-	2/2/13/20	15/28/106/115	-
20	CLA	B	818	-	1/1/12/20	6/19/97/115	-
20	CLA	B	821	-	1/1/15/20	16/37/115/115	-
20	CLA	L	201	-	3/3/13/20	12/25/103/115	-
20	CLA	A	850	-	2/2/15/20	21/37/115/115	-
20	CLA	1	201	-	1/1/11/20	10/15/93/115	-
20	CLA	B	816	-	2/2/14/20	13/31/109/115	-

Continued on next page...

Continued from previous page...

Mol	Type	Chain	Res	Link	Chirals	Torsions	Rings
20	CLA	2	303	-	2/2/15/20	17/37/115/115	-
20	CLA	B	807	-	2/2/15/20	10/37/115/115	-
21	LMU	F	201	-	-	14/20/60/61	0/2/2/2
22	BCR	F	203	-	-	12/29/63/63	0/2/2/2
21	LMU	2	318	-	-	13/21/61/61	0/2/2/2
20	CLA	A	810	-	1/1/11/20	4/13/91/115	-
22	BCR	B	846	-	-	12/29/63/63	0/2/2/2
20	CLA	B	837	-	1/1/11/20	6/16/94/115	-
20	CLA	K	108	-	1/1/12/20	5/19/97/115	-
20	CLA	A	827	-	2/2/13/20	10/25/103/115	-
20	CLA	1	215	-	2/2/14/20	21/33/111/115	-
21	LMU	4	301	-	-	13/21/61/61	0/2/2/2
22	BCR	A	847	-	-	10/29/63/63	0/2/2/2
22	BCR	L	210	-	-	10/29/63/63	0/2/2/2
20	CLA	B	830	-	2/2/15/20	20/37/115/115	-
20	CLA	4	303	-	1/1/9/20	-	-
20	CLA	A	816	-	1/1/12/20	11/24/102/115	-
21	LMU	4	322	-	-	14/21/61/61	0/2/2/2
20	CLA	3	301	-	1/1/9/20	-	-
20	CLA	A	831	-	2/2/13/20	14/25/103/115	-
20	CLA	2	304	-	1/1/4/20	-	-
20	CLA	3	310	-	1/1/4/20	-	-
20	CLA	B	811	-	2/2/13/20	15/29/107/115	-
20	CLA	A	826	-	2/2/15/20	17/37/115/115	-
20	CLA	R	107	-	2/2/13/20	13/28/106/115	-
20	CLA	3	304	-	1/1/9/20	-	-
20	CLA	A	830	-	2/2/15/20	19/37/115/115	-
21	LMU	G	101	-	-	14/21/61/61	0/2/2/2
20	CLA	A	832	-	1/1/12/20	12/19/97/115	-
20	CLA	4	313	-	1/1/4/20	-	-
20	CLA	3	308	-	1/1/10/20	4/10/88/115	-
20	CLA	L	203	-	2/2/13/20	7/25/103/115	-
20	CLA	2	305	-	1/1/12/20	9/19/97/115	-
21	LMU	3	321	-	-	11/21/61/61	0/2/2/2
20	CLA	4	311	-	2/2/13/20	13/25/103/115	-

Continued on next page...

Continued from previous page...

Mol	Type	Chain	Res	Link	Chirals	Torsions	Rings
23	PQN	B	841	-	1/1/8/9	10/23/43/43	0/2/2/2

All (2441) bond length outliers are listed below:

Mol	Chain	Res	Type	Atoms	Z	Observed(Å)	Ideal(Å)
22	B	852	BCR	C20-C21	-10.03	1.12	1.43
20	4	308	CLA	CAB-C3B	-8.86	1.33	1.51
20	4	303	CLA	CAB-C3B	-8.82	1.34	1.51
22	L	210	BCR	C20-C21	-8.78	1.15	1.43
20	B	821	CLA	C4C-C3C	-8.67	1.30	1.45
20	B	809	CLA	CAB-C3B	-8.66	1.34	1.51
22	F	203	BCR	C20-C21	-8.58	1.16	1.43
20	1	209	CLA	CAB-C3B	-8.36	1.34	1.51
22	I	101	BCR	C20-C21	-8.36	1.17	1.43
20	B	840	CLA	CAB-C3B	-8.36	1.34	1.51
22	B	845	BCR	C20-C21	-8.31	1.17	1.43
22	B	846	BCR	C20-C21	-8.29	1.17	1.43
22	B	843	BCR	C20-C21	-8.29	1.17	1.43
20	4	314	CLA	CAB-C3B	-8.25	1.35	1.51
22	A	846	BCR	C20-C21	-8.21	1.17	1.43
20	3	301	CLA	CAB-C3B	-8.13	1.35	1.51
22	A	844	BCR	C20-C21	-8.13	1.18	1.43
22	3	314	BCR	C20-C21	-8.08	1.18	1.43
20	3	304	CLA	CAB-C3B	-8.08	1.35	1.51
22	A	847	BCR	C20-C21	-8.06	1.18	1.43
22	F	202	BCR	C20-C21	-8.01	1.18	1.43
22	J	102	BCR	C20-C21	-7.99	1.18	1.43
20	A	801	CLA	CAB-C3B	-7.99	1.35	1.51
22	B	842	BCR	C20-C21	-7.99	1.18	1.43
22	A	843	BCR	C20-C21	-7.98	1.18	1.43
22	A	845	BCR	C20-C21	-7.98	1.18	1.43
23	A	842	PQN	C3-C2	7.88	1.49	1.35
22	I	103	BCR	C20-C21	-7.79	1.19	1.43
23	B	841	PQN	C3-C2	7.77	1.49	1.35
20	4	307	CLA	C4C-C3C	-7.77	1.31	1.45
22	B	844	BCR	C20-C21	-7.76	1.19	1.43
22	I	103	BCR	C30-C25	-7.70	1.43	1.53
20	2	301	CLA	CHB-C4A	-7.59	1.28	1.35
20	2	305	CLA	CHC-C1C	7.58	1.53	1.34
20	F	204	CLA	CAB-C3B	-7.56	1.36	1.51
20	A	809	CLA	CHD-C1D	7.49	1.53	1.38
20	L	201	CLA	C3D-C4D	-7.47	1.27	1.44

Continued on next page...

Continued from previous page...

Mol	Chain	Res	Type	Atoms	Z	Observed(Å)	Ideal(Å)
20	A	810	CLA	CHC-C1C	7.41	1.52	1.34
20	B	834	CLA	CHC-C1C	7.40	1.52	1.34
20	3	313	CLA	C4C-C3C	-7.36	1.32	1.45
20	B	837	CLA	CHC-C1C	7.36	1.52	1.34
20	3	317	CLA	CHD-C1D	7.30	1.52	1.38
20	A	830	CLA	CHD-C1D	7.26	1.52	1.38
20	B	813	CLA	CHC-C1C	7.24	1.52	1.34
20	B	803	CLA	CHC-C1C	7.24	1.52	1.34
20	I	102	CLA	CHC-C1C	7.23	1.52	1.34
20	1	207	CLA	CHC-C1C	7.22	1.52	1.34
20	A	819	CLA	CHC-C1C	7.19	1.52	1.34
20	A	840	CLA	CHD-C1D	7.19	1.52	1.38
20	B	825	CLA	CHC-C1C	7.18	1.52	1.34
20	3	317	CLA	CHC-C1C	7.18	1.52	1.34
20	A	808	CLA	CHC-C1C	7.16	1.52	1.34
20	A	836	CLA	CHC-C1C	7.15	1.52	1.34
20	B	828	CLA	CHC-C1C	7.14	1.52	1.34
20	1	203	CLA	CHC-C1C	7.14	1.52	1.34
20	L	207	CLA	CHC-C1C	7.12	1.52	1.34
20	1	209	CLA	CHC-C1C	7.11	1.52	1.34
20	B	816	CLA	CHC-C1C	7.11	1.52	1.34
20	4	311	CLA	CHC-C1C	7.11	1.52	1.34
20	A	838	CLA	CHC-C1C	7.10	1.52	1.34
20	L	203	CLA	CHC-C1C	7.07	1.52	1.34
20	A	831	CLA	CHD-C1D	7.06	1.52	1.38
20	A	820	CLA	CHC-C1C	7.05	1.51	1.34
20	2	312	CLA	CHC-C1C	7.03	1.51	1.34
20	B	821	CLA	C3D-C4D	-7.02	1.28	1.44
20	B	832	CLA	CHC-C1C	7.00	1.51	1.34
20	B	828	CLA	CHD-C1D	6.99	1.52	1.38
20	K	103	CLA	CHC-C1C	6.98	1.51	1.34
20	3	311	CLA	C3D-C4D	-6.95	1.28	1.44
20	4	306	CLA	CHC-C1C	6.95	1.51	1.34
20	A	814	CLA	CHC-C1C	6.95	1.51	1.34
20	B	833	CLA	CHC-C1C	6.93	1.51	1.34
20	B	830	CLA	CHC-C1C	6.93	1.51	1.34
20	A	807	CLA	C3D-C4D	-6.91	1.28	1.44
20	H	102	CLA	CHC-C1C	6.91	1.51	1.34
20	L	201	CLA	CHC-C1C	6.88	1.51	1.34
20	B	809	CLA	CHD-C1D	6.87	1.51	1.38
20	3	311	CLA	C4C-C3C	-6.87	1.33	1.45
20	A	804	CLA	CHC-C1C	6.87	1.51	1.34

Continued on next page...

Continued from previous page...

Mol	Chain	Res	Type	Atoms	Z	Observed(Å)	Ideal(Å)
20	A	813	CLA	CHC-C1C	6.87	1.51	1.34
20	B	851	CLA	CHD-C1D	6.86	1.51	1.38
20	1	210	CLA	C4C-C3C	-6.84	1.33	1.45
20	F	204	CLA	CHC-C1C	6.83	1.51	1.34
20	B	838	CLA	CHC-C1C	6.83	1.51	1.34
20	A	852	CLA	CHD-C4C	6.82	1.54	1.39
20	B	811	CLA	C4C-C3C	-6.82	1.33	1.45
20	A	829	CLA	CHC-C1C	6.81	1.51	1.34
20	L	208	CLA	CHC-C1C	6.81	1.51	1.34
20	A	822	CLA	CHC-C1C	6.81	1.51	1.34
20	B	807	CLA	CHC-C1C	6.81	1.51	1.34
20	A	807	CLA	CHD-C1D	6.81	1.51	1.38
20	A	811	CLA	CHC-C1C	6.80	1.51	1.34
20	4	303	CLA	CHC-C1C	6.80	1.51	1.34
20	A	850	CLA	CHC-C1C	6.78	1.51	1.34
20	2	308	CLA	CHC-C1C	6.78	1.51	1.34
20	B	809	CLA	CHC-C1C	6.78	1.51	1.34
20	B	817	CLA	CHC-C1C	6.78	1.51	1.34
20	B	851	CLA	CHC-C1C	6.77	1.51	1.34
20	A	827	CLA	CHC-C1C	6.77	1.51	1.34
20	A	818	CLA	CHC-C1C	6.77	1.51	1.34
20	4	302	CLA	CHC-C1C	6.76	1.51	1.34
20	A	852	CLA	CHD-C1D	6.75	1.51	1.38
20	H	103	CLA	CHC-C1C	6.74	1.51	1.34
20	A	828	CLA	CHC-C1C	6.73	1.51	1.34
20	K	101	CLA	CHC-C1C	6.73	1.51	1.34
20	3	308	CLA	CHC-C1C	6.73	1.51	1.34
20	A	837	CLA	CHC-C1C	6.73	1.51	1.34
20	2	303	CLA	CHC-C1C	6.73	1.51	1.34
20	B	823	CLA	CHC-C1C	6.72	1.51	1.34
20	B	850	CLA	CHC-C1C	6.72	1.51	1.34
20	A	832	CLA	CHC-C1C	6.68	1.51	1.34
20	2	311	CLA	CHD-C1D	6.67	1.51	1.38
20	A	817	CLA	CHC-C1C	6.67	1.51	1.34
20	B	804	CLA	CHD-C1D	6.66	1.51	1.38
20	4	314	CLA	CHC-C1C	6.66	1.51	1.34
20	A	834	CLA	CHC-C1C	6.65	1.50	1.34
20	R	107	CLA	CHC-C1C	6.64	1.50	1.34
22	F	203	BCR	C30-C25	-6.64	1.45	1.53
20	A	835	CLA	CHC-C1C	6.64	1.50	1.34
20	B	825	CLA	CHD-C4C	6.64	1.54	1.39
20	A	823	CLA	CHC-C1C	6.64	1.50	1.34

Continued on next page...

Continued from previous page...

Mol	Chain	Res	Type	Atoms	Z	Observed(Å)	Ideal(Å)
22	B	852	BCR	C21-C22	-6.63	1.20	1.35
20	4	319	CLA	CHC-C1C	6.62	1.50	1.34
20	1	206	CLA	CHC-C1C	6.62	1.50	1.34
20	A	851	CLA	CHC-C1C	6.62	1.50	1.34
20	A	829	CLA	CHD-C1D	6.62	1.51	1.38
20	B	820	CLA	CHD-C1D	6.61	1.51	1.38
20	J	101	CLA	CHC-C1C	6.61	1.50	1.34
20	J	103	CLA	CHC-C1C	6.60	1.50	1.34
20	B	812	CLA	CHC-C1C	6.60	1.50	1.34
20	A	806	CLA	CHC-C1C	6.60	1.50	1.34
20	H	109	CLA	CHD-C1D	6.59	1.51	1.38
20	3	301	CLA	CHC-C1C	6.59	1.50	1.34
20	1	201	CLA	C3D-C4D	-6.58	1.29	1.44
20	2	316	CLA	CHC-C1C	6.58	1.50	1.34
20	A	801	CLA	CHD-C1D	6.58	1.51	1.38
20	4	318	CLA	CHD-C1D	6.57	1.51	1.38
20	A	816	CLA	CHC-C1C	6.57	1.50	1.34
20	A	810	CLA	CHD-C4C	6.57	1.54	1.39
20	4	316	CLA	CHC-C1C	6.56	1.50	1.34
20	A	841	CLA	CHC-C1C	6.56	1.50	1.34
20	L	209	CLA	CHC-C1C	6.56	1.50	1.34
20	B	820	CLA	CHC-C1C	6.56	1.50	1.34
20	1	203	CLA	CHD-C1D	6.55	1.51	1.38
20	3	317	CLA	O2D-CGD	6.55	1.49	1.33
20	B	821	CLA	C1D-ND	-6.54	1.29	1.37
20	A	801	CLA	CHC-C1C	6.54	1.50	1.34
20	B	818	CLA	CHC-C1C	6.54	1.50	1.34
20	A	821	CLA	CHD-C1D	6.53	1.51	1.38
20	A	840	CLA	CHD-C4C	6.53	1.54	1.39
20	3	304	CLA	CHC-C1C	6.53	1.50	1.34
20	3	304	CLA	CHD-C1D	6.53	1.51	1.38
20	1	202	CLA	C3D-C4D	-6.52	1.29	1.44
20	A	833	CLA	CHC-C1C	6.52	1.50	1.34
20	B	819	CLA	CHC-C1C	6.52	1.50	1.34
20	A	826	CLA	CHC-C1C	6.51	1.50	1.34
20	A	816	CLA	C3D-C4D	-6.51	1.29	1.44
20	1	207	CLA	CHD-C1D	6.50	1.51	1.38
20	A	811	CLA	CHD-C1D	6.50	1.51	1.38
20	K	102	CLA	C3D-C4D	-6.49	1.29	1.44
20	2	308	CLA	CHD-C1D	6.48	1.51	1.38
20	B	804	CLA	CHC-C1C	6.48	1.50	1.34
20	3	318	CLA	CHC-C1C	6.48	1.50	1.34

Continued on next page...

Continued from previous page...

Mol	Chain	Res	Type	Atoms	Z	Observed(Å)	Ideal(Å)
20	2	307	CLA	C3D-C4D	-6.47	1.29	1.44
20	4	305	CLA	CHC-C1C	6.47	1.50	1.34
20	1	210	CLA	C3D-C4D	-6.46	1.29	1.44
20	A	803	CLA	CHC-C1C	6.46	1.50	1.34
20	2	311	CLA	CHC-C1C	6.46	1.50	1.34
20	R	107	CLA	CHD-C1D	6.45	1.51	1.38
20	4	307	CLA	C3D-C4D	-6.45	1.29	1.44
20	A	812	CLA	CHC-C1C	6.45	1.50	1.34
20	B	849	CLA	CHC-C1C	6.45	1.50	1.34
20	B	840	CLA	CHC-C1C	6.44	1.50	1.34
20	2	302	CLA	CHC-C1C	6.44	1.50	1.34
20	B	815	CLA	CHC-C1C	6.43	1.50	1.34
20	4	306	CLA	C3D-C4D	-6.43	1.29	1.44
20	3	312	CLA	CHB-C4A	-6.43	1.29	1.35
20	B	814	CLA	CHC-C1C	6.42	1.50	1.34
20	A	826	CLA	CHD-C4C	6.42	1.53	1.39
20	A	840	CLA	CHC-C1C	6.41	1.50	1.34
20	A	835	CLA	CHD-C1D	6.41	1.51	1.38
20	1	204	CLA	CHC-C1C	6.41	1.50	1.34
20	2	308	CLA	CHD-C4C	6.41	1.53	1.39
20	4	305	CLA	CHD-C1D	6.40	1.50	1.38
20	F	205	CLA	CHC-C1C	6.39	1.50	1.34
20	B	825	CLA	CHD-C1D	6.37	1.50	1.38
20	A	810	CLA	CHD-C1D	6.37	1.50	1.38
20	B	808	CLA	CHC-C1C	6.37	1.50	1.34
20	B	835	CLA	CHC-C1C	6.37	1.50	1.34
20	B	810	CLA	CHC-C1C	6.37	1.50	1.34
20	F	204	CLA	CHD-C4C	6.35	1.53	1.39
20	A	824	CLA	CHC-C1C	6.34	1.50	1.34
20	B	828	CLA	CHD-C4C	6.34	1.53	1.39
20	B	811	CLA	C3D-C4D	-6.32	1.30	1.44
20	B	835	CLA	CHD-C1D	6.31	1.50	1.38
20	B	805	CLA	CHD-C4C	6.31	1.53	1.39
20	B	820	CLA	CHD-C4C	6.30	1.53	1.39
20	A	814	CLA	CHD-C4C	6.29	1.53	1.39
20	1	208	CLA	CHB-C4A	-6.29	1.29	1.35
20	B	805	CLA	CHC-C1C	6.28	1.50	1.34
20	B	838	CLA	CHD-C4C	6.27	1.53	1.39
20	B	811	CLA	CHC-C1C	6.26	1.50	1.34
20	4	307	CLA	CHC-C1C	6.25	1.50	1.34
20	3	301	CLA	CHD-C1D	6.23	1.50	1.38
20	2	322	CLA	CHC-C1C	6.23	1.49	1.34

Continued on next page...

Continued from previous page...

Mol	Chain	Res	Type	Atoms	Z	Observed(Å)	Ideal(Å)
20	B	822	CLA	CHC-C1C	6.23	1.49	1.34
20	B	836	CLA	CHC-C1C	6.22	1.49	1.34
20	L	208	CLA	CHD-C4C	6.22	1.53	1.39
20	B	826	CLA	CHC-C1C	6.22	1.49	1.34
20	1	209	CLA	CHD-C1D	6.22	1.50	1.38
20	B	807	CLA	CHD-C4C	6.22	1.53	1.39
20	A	806	CLA	CHD-C1D	6.21	1.50	1.38
20	B	809	CLA	CHD-C4C	6.21	1.53	1.39
20	A	819	CLA	CHD-C1D	6.21	1.50	1.38
20	B	827	CLA	CHC-C1C	6.20	1.49	1.34
20	A	805	CLA	CHD-C4C	6.19	1.53	1.39
20	L	202	CLA	CHC-C1C	6.19	1.49	1.34
20	H	103	CLA	CHD-C1D	6.19	1.50	1.38
20	B	807	CLA	CHD-C1D	6.19	1.50	1.38
20	A	806	CLA	CHD-C4C	6.19	1.53	1.39
20	A	826	CLA	CHD-C1D	6.18	1.50	1.38
20	A	818	CLA	CHD-C1D	6.18	1.50	1.38
20	2	312	CLA	CHD-C1D	6.18	1.50	1.38
20	A	805	CLA	CHC-C1C	6.18	1.49	1.34
20	2	305	CLA	CHD-C1D	6.18	1.50	1.38
20	L	202	CLA	CHD-C1D	6.18	1.50	1.38
20	B	828	CLA	O2D-CGD	6.17	1.48	1.33
20	A	821	CLA	CHC-C1C	6.17	1.49	1.34
20	K	108	CLA	CHC-C1C	6.17	1.49	1.34
20	B	827	CLA	CHD-C1D	6.17	1.50	1.38
20	F	206	CLA	CHC-C1C	6.17	1.49	1.34
20	A	807	CLA	CHD-C4C	6.17	1.53	1.39
20	A	825	CLA	CHC-C1C	6.17	1.49	1.34
22	I	101	BCR	C21-C22	-6.16	1.21	1.35
20	3	308	CLA	CHD-C1D	6.16	1.50	1.38
20	H	109	CLA	C3D-C4D	-6.15	1.30	1.44
20	4	308	CLA	CHC-C1C	6.14	1.49	1.34
20	B	836	CLA	CHD-C1D	6.14	1.50	1.38
20	3	308	CLA	O2D-CGD	6.14	1.48	1.33
20	A	835	CLA	CHD-C4C	6.13	1.53	1.39
20	F	205	CLA	CHD-C1D	6.13	1.50	1.38
20	I	102	CLA	CHD-C1D	6.13	1.50	1.38
20	H	109	CLA	CHC-C1C	6.13	1.49	1.34
20	A	852	CLA	CHC-C1C	6.13	1.49	1.34
20	B	824	CLA	CHC-C1C	6.12	1.49	1.34
20	H	102	CLA	O2D-CGD	6.12	1.48	1.33
20	H	103	CLA	CHD-C4C	6.12	1.53	1.39

Continued on next page...

Continued from previous page...

Mol	Chain	Res	Type	Atoms	Z	Observed(Å)	Ideal(Å)
20	3	317	CLA	CHD-C4C	6.11	1.53	1.39
20	1	215	CLA	C3D-C4D	-6.11	1.30	1.44
20	H	101	CLA	C3D-C4D	-6.10	1.30	1.44
20	2	303	CLA	CHD-C1D	6.10	1.50	1.38
20	H	102	CLA	CHD-C4C	6.10	1.53	1.39
20	A	839	CLA	CHC-C1C	6.10	1.49	1.34
20	A	812	CLA	CHD-C4C	6.09	1.53	1.39
20	B	806	CLA	CHC-C1C	6.09	1.49	1.34
20	L	201	CLA	CHD-C1D	6.08	1.50	1.38
20	A	815	CLA	C3D-C4D	-6.08	1.30	1.44
20	H	103	CLA	O2D-CGD	6.08	1.48	1.33
20	G	102	CLA	C4C-C3C	-6.08	1.34	1.45
20	4	311	CLA	O2D-CGD	6.08	1.48	1.33
20	B	812	CLA	CHD-C4C	6.08	1.53	1.39
20	A	850	CLA	O2D-CGD	6.07	1.48	1.33
20	A	808	CLA	CHD-C4C	6.07	1.53	1.39
20	A	801	CLA	O2D-CGD	6.06	1.48	1.33
20	B	818	CLA	CHD-C1D	6.06	1.50	1.38
20	2	312	CLA	O2D-CGD	6.06	1.48	1.33
20	B	812	CLA	CHD-C1D	6.05	1.50	1.38
20	4	308	CLA	CHD-C1D	6.05	1.50	1.38
20	B	836	CLA	CHD-C4C	6.04	1.53	1.39
20	A	820	CLA	CHD-C4C	6.04	1.53	1.39
20	K	108	CLA	CHD-C1D	6.04	1.50	1.38
20	A	804	CLA	CHD-C4C	6.04	1.52	1.39
20	A	814	CLA	O2D-CGD	6.03	1.48	1.33
20	4	304	CLA	CHC-C1C	6.03	1.49	1.34
20	F	206	CLA	C3D-C4D	-6.02	1.30	1.44
20	3	304	CLA	CHD-C4C	6.02	1.52	1.39
20	A	823	CLA	CHD-C1D	6.02	1.50	1.38
20	B	838	CLA	CHD-C1D	6.01	1.50	1.38
20	H	102	CLA	CHD-C1D	6.01	1.50	1.38
20	A	811	CLA	CHD-C4C	6.01	1.52	1.39
20	A	820	CLA	CHD-C1D	6.00	1.50	1.38
20	4	304	CLA	CHD-C4C	6.00	1.52	1.39
20	B	821	CLA	C3B-C2B	-6.00	1.32	1.40
20	2	302	CLA	CHD-C1D	5.98	1.50	1.38
20	A	809	CLA	CHD-C4C	5.98	1.52	1.39
20	A	817	CLA	O2D-CGD	5.98	1.47	1.33
20	A	830	CLA	CHC-C1C	5.98	1.49	1.34
20	B	805	CLA	CHD-C1D	5.98	1.50	1.38
20	A	821	CLA	O2D-CGD	5.97	1.47	1.33

Continued on next page...

Continued from previous page...

Mol	Chain	Res	Type	Atoms	Z	Observed(Å)	Ideal(Å)
20	A	812	CLA	CHD-C1D	5.97	1.50	1.38
20	B	831	CLA	CHD-C1D	5.97	1.50	1.38
20	A	814	CLA	CHD-C1D	5.97	1.50	1.38
20	B	820	CLA	O2D-CGD	5.97	1.47	1.33
20	3	313	CLA	C3D-C4D	-5.97	1.30	1.44
20	1	208	CLA	MG-NA	-5.97	1.92	2.06
20	B	835	CLA	CHD-C4C	5.96	1.52	1.39
20	A	822	CLA	CHD-C1D	5.95	1.50	1.38
20	1	204	CLA	OBD-CAD	5.95	1.32	1.22
20	A	832	CLA	CHD-C1D	5.95	1.50	1.38
20	B	839	CLA	CHC-C1C	5.95	1.49	1.34
20	1	210	CLA	C3B-C2B	-5.95	1.32	1.40
20	A	832	CLA	O2D-CGD	5.94	1.47	1.33
20	B	824	CLA	CHD-C1D	5.94	1.50	1.38
20	B	822	CLA	CHD-C4C	5.93	1.52	1.39
20	A	823	CLA	CHD-C4C	5.93	1.52	1.39
20	R	108	CLA	C3D-C4D	-5.93	1.30	1.44
20	B	825	CLA	C3D-C4D	-5.93	1.30	1.44
20	A	832	CLA	CHD-C4C	5.92	1.52	1.39
20	A	824	CLA	CHD-C1D	5.92	1.50	1.38
20	K	103	CLA	CHD-C1D	5.92	1.50	1.38
20	H	101	CLA	CHC-C1C	5.92	1.49	1.34
20	B	840	CLA	CHD-C1D	5.92	1.50	1.38
20	R	107	CLA	CHD-C4C	5.91	1.52	1.39
20	B	849	CLA	CHD-C1D	5.91	1.50	1.38
20	4	319	CLA	CHD-C1D	5.91	1.50	1.38
20	2	303	CLA	CHD-C4C	5.90	1.52	1.39
20	F	204	CLA	CHD-C1D	5.90	1.49	1.38
20	B	803	CLA	CHD-C4C	5.89	1.52	1.39
20	A	819	CLA	O2D-CGD	5.89	1.47	1.33
20	4	303	CLA	C3D-C4D	-5.89	1.30	1.44
20	A	801	CLA	CHD-C4C	5.89	1.52	1.39
20	B	828	CLA	C3D-C4D	-5.87	1.31	1.44
20	1	210	CLA	CHC-C1C	5.87	1.49	1.34
20	3	318	CLA	CHD-C1D	5.87	1.49	1.38
20	B	850	CLA	CHD-C4C	5.87	1.52	1.39
20	2	311	CLA	CHD-C4C	5.87	1.52	1.39
22	F	203	BCR	C21-C22	-5.87	1.22	1.35
20	A	836	CLA	CHD-C1D	5.86	1.49	1.38
20	A	839	CLA	O2D-CGD	5.86	1.47	1.33
20	A	806	CLA	O2D-CGD	5.86	1.47	1.33
20	A	821	CLA	CHD-C4C	5.86	1.52	1.39

Continued on next page...

Continued from previous page...

Mol	Chain	Res	Type	Atoms	Z	Observed(Å)	Ideal(Å)
20	B	819	CLA	O2D-CGD	5.86	1.47	1.33
20	B	833	CLA	CHD-C1D	5.85	1.49	1.38
20	L	203	CLA	O2D-CGD	5.84	1.47	1.33
20	A	815	CLA	CHC-C1C	5.84	1.49	1.34
20	B	831	CLA	O2D-CGD	5.84	1.47	1.33
20	L	207	CLA	O2D-CGD	5.84	1.47	1.33
20	A	822	CLA	O2D-CGD	5.83	1.47	1.33
20	B	832	CLA	O2D-CGD	5.83	1.47	1.33
20	2	312	CLA	O2A-CGA	5.83	1.50	1.33
20	3	312	CLA	MG-NA	-5.82	1.92	2.06
20	A	825	CLA	CHD-C1D	5.81	1.49	1.38
20	4	307	CLA	C1C-C2C	-5.81	1.32	1.44
20	A	833	CLA	CHD-C4C	5.81	1.52	1.39
20	B	834	CLA	CHD-C4C	5.80	1.52	1.39
20	A	828	CLA	CHD-C4C	5.80	1.52	1.39
20	B	816	CLA	CHD-C1D	5.80	1.49	1.38
20	A	803	CLA	CHD-C4C	5.80	1.52	1.39
20	A	819	CLA	CHD-C4C	5.80	1.52	1.39
20	A	831	CLA	C3D-C4D	-5.80	1.31	1.44
20	B	804	CLA	CHD-C4C	5.79	1.52	1.39
20	B	812	CLA	O2D-CGD	5.79	1.47	1.33
20	B	813	CLA	CHD-C1D	5.79	1.49	1.38
20	1	206	CLA	O2D-CGD	5.79	1.47	1.33
20	L	202	CLA	CHD-C4C	5.78	1.52	1.39
20	A	831	CLA	CHD-C4C	5.78	1.52	1.39
20	B	807	CLA	O2D-CGD	5.78	1.47	1.33
20	L	202	CLA	O2D-CGD	5.78	1.47	1.33
20	3	318	CLA	CHD-C4C	5.78	1.52	1.39
20	A	818	CLA	CHD-C4C	5.78	1.52	1.39
20	A	839	CLA	C3D-C4D	-5.77	1.31	1.44
20	4	313	CLA	CHD-C1D	5.77	1.52	1.38
20	3	308	CLA	CHD-C4C	5.77	1.52	1.39
20	B	834	CLA	CHD-C1D	5.77	1.49	1.38
20	2	308	CLA	O2D-CGD	5.77	1.47	1.33
22	B	852	BCR	C20-C19	-5.76	1.19	1.34
20	3	302	CLA	C3D-C4D	-5.76	1.31	1.44
20	3	319	CLA	MG-NA	-5.76	1.92	2.06
20	A	831	CLA	CHC-C1C	5.76	1.48	1.34
20	B	831	CLA	CHC-C1C	5.76	1.48	1.34
20	L	208	CLA	CHD-C1D	5.76	1.49	1.38
20	1	204	CLA	CHD-C1D	5.75	1.49	1.38
20	A	817	CLA	CHD-C1D	5.75	1.49	1.38

Continued on next page...

Continued from previous page...

Mol	Chain	Res	Type	Atoms	Z	Observed(Å)	Ideal(Å)
20	A	841	CLA	CHD-C4C	5.75	1.52	1.39
20	1	203	CLA	CHD-C4C	5.75	1.52	1.39
20	B	822	CLA	CHD-C1D	5.75	1.49	1.38
20	G	102	CLA	CHC-C1C	5.75	1.48	1.34
20	A	805	CLA	CHD-C1D	5.74	1.49	1.38
20	B	830	CLA	CHD-C1D	5.74	1.49	1.38
20	1	209	CLA	CHD-C4C	5.74	1.52	1.39
20	B	819	CLA	CHD-C4C	5.74	1.52	1.39
20	B	814	CLA	CHD-C1D	5.74	1.49	1.38
20	4	318	CLA	O2D-CGD	5.73	1.47	1.33
20	A	827	CLA	CHD-C4C	5.73	1.52	1.39
20	1	201	CLA	O2D-CGD	5.73	1.47	1.33
20	2	305	CLA	CHD-C4C	5.72	1.52	1.39
20	A	822	CLA	CHD-C4C	5.71	1.52	1.39
20	B	814	CLA	CHD-C4C	5.71	1.52	1.39
20	B	803	CLA	O2D-CGD	5.71	1.47	1.33
20	B	829	CLA	O2D-CGD	5.71	1.47	1.33
20	B	824	CLA	C3D-C4D	-5.71	1.31	1.44
20	A	827	CLA	CHD-C1D	5.71	1.49	1.38
20	A	805	CLA	O2A-CGA	5.70	1.50	1.33
20	4	318	CLA	C3D-C4D	-5.70	1.31	1.44
20	K	102	CLA	CHC-C1C	5.70	1.48	1.34
20	B	809	CLA	O2A-CGA	5.70	1.49	1.33
20	A	805	CLA	O2D-CGD	5.70	1.47	1.33
20	A	837	CLA	O2D-CGD	5.69	1.47	1.33
20	B	833	CLA	O2D-CGD	5.69	1.47	1.33
20	A	804	CLA	O2A-CGA	5.69	1.49	1.33
20	B	850	CLA	CHD-C1D	5.69	1.49	1.38
20	4	302	CLA	CHD-C4C	5.69	1.52	1.39
20	2	316	CLA	O2D-CGD	5.68	1.47	1.33
20	B	829	CLA	CHC-C1C	5.68	1.48	1.34
20	K	108	CLA	C3D-C4D	-5.68	1.31	1.44
20	4	311	CLA	CHD-C4C	5.68	1.52	1.39
20	B	814	CLA	O2D-CGD	5.67	1.47	1.33
20	A	851	CLA	CHD-C4C	5.67	1.52	1.39
20	B	815	CLA	CHD-C4C	5.66	1.52	1.39
20	4	305	CLA	CHD-C4C	5.66	1.52	1.39
20	H	109	CLA	O2D-CGD	5.66	1.47	1.33
20	B	834	CLA	O2D-CGD	5.65	1.47	1.33
20	K	103	CLA	CHD-C4C	5.65	1.52	1.39
20	I	102	CLA	CHD-C4C	5.65	1.52	1.39
20	H	109	CLA	CHD-C4C	5.65	1.52	1.39

Continued on next page...

Continued from previous page...

Mol	Chain	Res	Type	Atoms	Z	Observed(Å)	Ideal(Å)
20	B	812	CLA	O2A-CGA	5.65	1.49	1.33
20	B	827	CLA	C3D-C4D	-5.65	1.31	1.44
20	4	311	CLA	CHD-C1D	5.65	1.49	1.38
20	2	303	CLA	O2D-CGD	5.64	1.47	1.33
20	B	815	CLA	CHD-C1D	5.64	1.49	1.38
20	B	810	CLA	CHD-C1D	5.63	1.49	1.38
20	R	107	CLA	O2A-CGA	5.63	1.49	1.33
20	3	301	CLA	CHD-C4C	5.62	1.52	1.39
20	F	206	CLA	CHD-C1D	5.62	1.49	1.38
20	K	101	CLA	CHD-C4C	5.62	1.52	1.39
20	B	808	CLA	CHD-C1D	5.61	1.49	1.38
20	B	821	CLA	CHC-C1C	5.61	1.48	1.34
20	2	307	CLA	C4C-C3C	-5.60	1.35	1.45
20	B	823	CLA	CHD-C4C	5.60	1.52	1.39
20	A	825	CLA	C3D-C4D	-5.60	1.31	1.44
20	A	813	CLA	CHD-C4C	5.59	1.51	1.39
20	B	822	CLA	O2D-CGD	5.59	1.47	1.33
20	L	209	CLA	CHD-C4C	5.59	1.51	1.39
20	B	806	CLA	CHD-C4C	5.59	1.51	1.39
20	2	322	CLA	O2D-CGD	5.58	1.47	1.33
20	B	815	CLA	O2D-CGD	5.58	1.46	1.33
20	1	207	CLA	CHD-C4C	5.58	1.51	1.39
20	B	831	CLA	CHD-C4C	5.58	1.51	1.39
20	A	820	CLA	O2D-CGD	5.58	1.46	1.33
20	A	810	CLA	O2D-CGD	5.58	1.46	1.33
20	A	836	CLA	CHD-C4C	5.57	1.51	1.39
20	3	302	CLA	CHC-C1C	5.57	1.48	1.34
20	A	830	CLA	CHD-C4C	5.56	1.51	1.39
20	L	209	CLA	O2D-CGD	5.56	1.46	1.33
20	A	808	CLA	CHD-C1D	5.56	1.49	1.38
20	4	308	CLA	C3D-C4D	-5.56	1.31	1.44
20	4	318	CLA	C1C-C2C	-5.55	1.33	1.44
20	L	203	CLA	CHD-C1D	5.55	1.49	1.38
20	B	813	CLA	O2D-CGD	5.55	1.46	1.33
20	A	829	CLA	C3D-C4D	-5.55	1.31	1.44
20	4	318	CLA	CHC-C1C	5.54	1.48	1.34
20	A	807	CLA	CHC-C1C	5.54	1.48	1.34
20	2	316	CLA	CHD-C4C	5.54	1.51	1.39
20	R	108	CLA	C3B-C2B	-5.54	1.32	1.40
20	1	204	CLA	CHD-C4C	5.53	1.51	1.39
20	A	831	CLA	O2D-CGD	5.53	1.46	1.33
20	A	834	CLA	CHD-C1D	5.53	1.49	1.38

Continued on next page...

Continued from previous page...

Mol	Chain	Res	Type	Atoms	Z	Observed(Å)	Ideal(Å)
20	B	823	CLA	CHD-C1D	5.52	1.49	1.38
20	L	209	CLA	CHD-C1D	5.52	1.49	1.38
20	4	319	CLA	CHD-C4C	5.51	1.51	1.39
20	R	107	CLA	O2D-CGD	5.51	1.46	1.33
20	B	816	CLA	O2D-CGD	5.51	1.46	1.33
20	1	204	CLA	O2D-CGD	5.51	1.46	1.33
20	B	830	CLA	CHD-C4C	5.51	1.51	1.39
20	G	102	CLA	C3D-C4D	-5.50	1.31	1.44
20	B	826	CLA	CHD-C1D	5.50	1.49	1.38
20	4	306	CLA	C4C-C3C	-5.49	1.35	1.45
20	F	205	CLA	C3D-C4D	-5.49	1.31	1.44
20	3	313	CLA	CHC-C1C	5.49	1.48	1.34
20	2	303	CLA	O2A-CGA	5.49	1.49	1.33
20	B	805	CLA	O2D-CGD	5.49	1.46	1.33
20	A	834	CLA	C3D-C4D	-5.49	1.31	1.44
20	K	102	CLA	C4C-C3C	-5.48	1.35	1.45
20	F	206	CLA	C3B-C2B	-5.48	1.33	1.40
20	A	812	CLA	O2A-CGA	5.47	1.49	1.33
20	A	833	CLA	O2D-CGD	5.47	1.46	1.33
20	A	812	CLA	O2D-CGD	5.47	1.46	1.33
20	A	828	CLA	CHD-C1D	5.47	1.49	1.38
20	2	307	CLA	CHC-C1C	5.47	1.48	1.34
20	A	815	CLA	C4C-C3C	-5.47	1.35	1.45
20	L	207	CLA	CHD-C4C	5.47	1.51	1.39
20	1	211	CLA	CHD-C1D	5.47	1.51	1.38
20	A	838	CLA	O2D-CGD	5.46	1.46	1.33
20	B	806	CLA	CHD-C1D	5.46	1.49	1.38
22	I	103	BCR	C21-C22	-5.46	1.23	1.35
20	A	851	CLA	CHD-C1D	5.45	1.49	1.38
20	A	834	CLA	CHD-C4C	5.45	1.51	1.39
20	A	817	CLA	CHD-C4C	5.45	1.51	1.39
20	2	322	CLA	C3D-C4D	-5.43	1.32	1.44
20	A	838	CLA	CHD-C4C	5.43	1.51	1.39
20	4	314	CLA	CHD-C1D	5.43	1.49	1.38
20	J	101	CLA	CHD-C4C	5.43	1.51	1.39
20	B	808	CLA	CHD-C4C	5.43	1.51	1.39
20	A	824	CLA	CHD-C4C	5.42	1.51	1.39
20	J	103	CLA	CHD-C1D	5.42	1.49	1.38
20	A	829	CLA	O2A-CGA	5.42	1.49	1.33
20	2	316	CLA	CHD-C1D	5.41	1.49	1.38
20	B	840	CLA	CHD-C4C	5.41	1.51	1.39
20	4	304	CLA	C3D-C4D	-5.41	1.32	1.44

Continued on next page...

Continued from previous page...

Mol	Chain	Res	Type	Atoms	Z	Observed(Å)	Ideal(Å)
20	4	318	CLA	CHD-C4C	5.41	1.51	1.39
20	A	827	CLA	O2A-CGA	5.40	1.49	1.33
20	3	310	CLA	CHD-C1D	5.40	1.51	1.38
20	A	825	CLA	CHD-C4C	5.40	1.51	1.39
20	A	840	CLA	O2D-CGD	5.40	1.46	1.33
20	A	828	CLA	C3D-C4D	-5.40	1.32	1.44
20	4	303	CLA	CHD-C1D	5.40	1.49	1.38
20	A	829	CLA	CHD-C4C	5.39	1.51	1.39
20	J	101	CLA	CHD-C1D	5.39	1.48	1.38
20	4	304	CLA	C3B-C2B	-5.38	1.33	1.40
20	2	312	CLA	CHD-C4C	5.38	1.51	1.39
20	B	833	CLA	CHD-C4C	5.38	1.51	1.39
20	K	103	CLA	O2D-CGD	5.38	1.46	1.33
20	A	824	CLA	C3D-C4D	-5.38	1.32	1.44
20	4	303	CLA	C3A-C2A	-5.37	1.49	1.54
20	R	108	CLA	CHC-C1C	5.37	1.47	1.34
20	A	833	CLA	CHD-C1D	5.37	1.48	1.38
20	B	832	CLA	C3D-C4D	-5.37	1.32	1.44
20	1	215	CLA	O2D-CGD	5.37	1.46	1.33
20	L	207	CLA	CHD-C1D	5.37	1.48	1.38
20	2	302	CLA	C3D-C4D	-5.37	1.32	1.44
20	B	817	CLA	CHD-C4C	5.36	1.51	1.39
20	2	302	CLA	CHD-C4C	5.36	1.51	1.39
20	B	839	CLA	CHD-C1D	5.35	1.48	1.38
20	B	832	CLA	OBD-CAD	5.35	1.31	1.22
20	B	849	CLA	CHD-C4C	5.35	1.51	1.39
20	4	302	CLA	CHD-C1D	5.34	1.48	1.38
20	J	103	CLA	CHD-C4C	5.34	1.51	1.39
20	F	205	CLA	CHD-C4C	5.34	1.51	1.39
20	B	831	CLA	C3D-C4D	-5.33	1.32	1.44
20	B	828	CLA	O2A-CGA	5.32	1.48	1.33
20	A	837	CLA	CHD-C1D	5.32	1.48	1.38
20	B	816	CLA	CHD-C4C	5.32	1.51	1.39
20	A	839	CLA	O2A-CGA	5.31	1.48	1.33
20	A	801	CLA	O2A-CGA	5.31	1.48	1.33
20	A	851	CLA	O2A-CGA	5.31	1.48	1.33
20	B	815	CLA	O2A-CGA	5.30	1.48	1.33
20	A	804	CLA	CHD-C1D	5.30	1.48	1.38
20	A	809	CLA	CHC-C1C	5.30	1.47	1.34
20	B	804	CLA	O2A-CGA	5.29	1.48	1.30
20	A	837	CLA	CHD-C4C	5.29	1.51	1.39
20	3	316	CLA	CHD-C1D	5.29	1.51	1.38

Continued on next page...

Continued from previous page...

Mol	Chain	Res	Type	Atoms	Z	Observed(Å)	Ideal(Å)
20	3	302	CLA	C3B-C2B	-5.28	1.33	1.40
20	A	811	CLA	O2A-CGA	5.28	1.48	1.33
22	I	103	BCR	C26-C25	-5.28	1.25	1.34
20	A	822	CLA	O2A-CGA	5.28	1.48	1.33
20	1	207	CLA	O2D-CGD	5.28	1.46	1.33
20	1	203	CLA	C3D-C4D	-5.28	1.32	1.44
20	B	837	CLA	C3D-C4D	-5.27	1.32	1.44
20	B	837	CLA	O2D-CGD	5.27	1.46	1.33
20	H	101	CLA	CHD-C1D	5.27	1.48	1.38
20	B	818	CLA	CHD-C4C	5.27	1.51	1.39
20	B	839	CLA	CHD-C4C	5.27	1.51	1.39
20	B	829	CLA	CHD-C1D	5.27	1.48	1.38
20	B	825	CLA	O2D-CGD	5.26	1.46	1.33
20	H	101	CLA	CHD-C4C	5.26	1.51	1.39
20	2	322	CLA	CHD-C1D	5.26	1.48	1.38
20	L	203	CLA	OBD-CAD	5.25	1.31	1.22
20	A	836	CLA	O2D-CGD	5.25	1.46	1.33
20	B	851	CLA	CHD-C4C	5.25	1.51	1.39
20	K	108	CLA	CHD-C4C	5.25	1.51	1.39
20	B	818	CLA	O2D-CGD	5.25	1.46	1.33
20	2	312	CLA	C3D-C4D	-5.24	1.32	1.44
20	A	818	CLA	O2D-CGD	5.24	1.46	1.33
20	K	101	CLA	CHD-C1D	5.24	1.48	1.38
20	A	813	CLA	CHD-C1D	5.24	1.48	1.38
20	A	816	CLA	C3B-C2B	-5.24	1.33	1.40
20	4	315	CLA	CHC-C1C	5.23	1.52	1.39
20	2	309	CLA	CHC-C1C	5.23	1.52	1.39
20	2	316	CLA	O2A-CGA	5.23	1.48	1.33
20	4	319	CLA	C3D-C4D	-5.23	1.32	1.44
20	B	827	CLA	O2D-CGD	5.22	1.46	1.33
20	L	203	CLA	CHD-C4C	5.22	1.51	1.39
20	B	805	CLA	O2A-CGA	5.22	1.48	1.33
22	F	203	BCR	C1-C6	-5.22	1.47	1.53
20	A	850	CLA	CHD-C4C	5.22	1.51	1.39
20	I	102	CLA	O2A-CGA	5.22	1.48	1.33
20	A	825	CLA	O2D-CGD	5.21	1.46	1.33
20	B	819	CLA	O2A-CGA	5.21	1.49	1.33
20	4	302	CLA	O2D-CGD	5.21	1.46	1.33
20	B	809	CLA	O2D-CGD	5.21	1.46	1.33
20	A	815	CLA	C1D-ND	-5.21	1.31	1.37
20	4	306	CLA	C1D-ND	-5.21	1.31	1.37
20	1	206	CLA	OBD-CAD	5.21	1.31	1.22

Continued on next page...

Continued from previous page...

Mol	Chain	Res	Type	Atoms	Z	Observed(Å)	Ideal(Å)
20	B	830	CLA	C3D-C4D	-5.21	1.32	1.44
20	B	824	CLA	O2D-CGD	5.21	1.46	1.33
20	2	315	CLA	CHD-C1D	5.20	1.51	1.38
20	1	215	CLA	CHC-C1C	5.20	1.47	1.34
20	3	318	CLA	O2D-CGD	5.20	1.46	1.33
20	B	826	CLA	O2D-CGD	5.19	1.46	1.33
20	J	103	CLA	C3D-C4D	-5.18	1.32	1.44
20	A	838	CLA	CHD-C1D	5.18	1.48	1.38
20	4	316	CLA	C4C-C3C	-5.18	1.36	1.45
20	4	308	CLA	CHD-C4C	5.18	1.51	1.39
20	1	202	CLA	CHD-C1D	5.18	1.48	1.38
20	B	818	CLA	O2A-CGA	5.17	1.48	1.33
20	K	108	CLA	O2D-CGD	5.17	1.45	1.33
20	A	803	CLA	O2D-CGD	5.17	1.45	1.33
20	L	208	CLA	O2D-CGD	5.16	1.45	1.33
20	4	316	CLA	C3D-C4D	-5.16	1.32	1.44
20	1	204	CLA	C3D-C4D	-5.16	1.32	1.44
20	2	316	CLA	C3D-C4D	-5.16	1.32	1.44
20	A	828	CLA	O2D-CGD	5.15	1.45	1.33
20	A	814	CLA	OBD-CAD	5.15	1.31	1.22
20	H	109	CLA	O2A-CGA	5.15	1.48	1.33
20	K	102	CLA	C1C-C2C	-5.15	1.34	1.44
20	1	202	CLA	CHC-C1C	5.14	1.47	1.34
20	B	813	CLA	CHD-C4C	5.13	1.50	1.39
20	B	804	CLA	C3D-C4D	-5.13	1.32	1.44
20	A	808	CLA	C3D-C4D	-5.13	1.32	1.44
20	A	810	CLA	C3D-C4D	-5.13	1.32	1.44
20	2	305	CLA	O2D-CGD	5.13	1.45	1.33
20	B	809	CLA	C3D-C4D	-5.13	1.32	1.44
20	B	830	CLA	O2A-CGA	5.12	1.48	1.33
20	B	849	CLA	C3D-C4D	-5.12	1.32	1.44
20	4	306	CLA	C1D-C2D	-5.12	1.35	1.45
20	B	851	CLA	O2D-CGD	5.12	1.45	1.33
20	B	832	CLA	CHD-C4C	5.12	1.50	1.39
20	A	827	CLA	O2D-CGD	5.12	1.45	1.33
20	4	302	CLA	C3D-C4D	-5.12	1.32	1.44
20	A	833	CLA	C3D-C4D	-5.11	1.32	1.44
20	A	802	CLA	MG-NA	-5.11	1.94	2.06
20	A	810	CLA	O2A-CGA	5.11	1.47	1.30
20	B	826	CLA	C3D-C4D	-5.11	1.32	1.44
20	1	206	CLA	CHD-C4C	5.11	1.50	1.39
20	A	824	CLA	O2D-CGD	5.11	1.45	1.33

Continued on next page...

Continued from previous page...

Mol	Chain	Res	Type	Atoms	Z	Observed(Å)	Ideal(Å)
20	4	303	CLA	CHD-C4C	5.11	1.50	1.39
20	4	307	CLA	O2D-CGD	5.11	1.45	1.33
20	B	835	CLA	O2A-CGA	5.10	1.48	1.33
20	K	102	CLA	CHD-C1D	5.10	1.48	1.38
20	A	852	CLA	C3D-C4D	-5.10	1.32	1.44
20	B	837	CLA	CHD-C4C	5.10	1.50	1.39
20	A	841	CLA	O2D-CGD	5.10	1.45	1.33
20	B	837	CLA	CHD-C1D	5.10	1.48	1.38
20	F	205	CLA	O2D-CGD	5.10	1.45	1.33
20	B	829	CLA	CHD-C4C	5.10	1.50	1.39
20	4	311	CLA	C3D-C4D	-5.09	1.32	1.44
20	J	101	CLA	C3D-C4D	-5.09	1.32	1.44
20	B	823	CLA	C3D-C4D	-5.09	1.32	1.44
20	B	820	CLA	C3D-C4D	-5.08	1.32	1.44
20	A	852	CLA	O2D-CGD	5.08	1.45	1.33
20	B	817	CLA	O2A-CGA	5.08	1.48	1.33
20	1	203	CLA	O2D-CGD	5.08	1.45	1.33
20	B	832	CLA	O2A-CGA	5.07	1.47	1.30
20	4	305	CLA	O2D-CGD	5.07	1.45	1.33
20	K	103	CLA	O2A-CGA	5.07	1.48	1.33
20	A	811	CLA	O2D-CGD	5.06	1.45	1.33
20	B	819	CLA	CHD-C1D	5.06	1.48	1.38
20	B	838	CLA	O2D-CGD	5.06	1.45	1.33
20	B	850	CLA	O2D-CGD	5.05	1.45	1.33
22	L	210	BCR	C21-C22	-5.05	1.24	1.35
20	A	851	CLA	O2D-CGD	5.04	1.45	1.33
20	A	830	CLA	C3D-C4D	-5.04	1.32	1.44
20	K	101	CLA	O2D-CGD	5.04	1.45	1.33
20	B	834	CLA	C3D-C4D	-5.04	1.32	1.44
20	B	817	CLA	O2D-CGD	5.04	1.45	1.33
20	G	102	CLA	CHD-C4C	5.04	1.50	1.39
20	1	212	CLA	MG-NA	-5.04	1.94	2.06
20	K	101	CLA	C3D-C4D	-5.04	1.32	1.44
20	A	838	CLA	C3D-C4D	-5.03	1.32	1.44
20	B	810	CLA	O2D-CGD	5.03	1.45	1.33
20	A	816	CLA	C4C-C3C	-5.03	1.36	1.45
20	A	803	CLA	CHD-C1D	5.03	1.48	1.38
20	A	817	CLA	O2A-CGA	5.03	1.48	1.33
20	J	103	CLA	O2D-CGD	5.02	1.45	1.33
20	4	313	CLA	CHC-C1C	5.02	1.51	1.39
20	1	215	CLA	CHD-C4C	5.02	1.50	1.39
20	B	824	CLA	CHD-C4C	5.01	1.50	1.39

Continued on next page...

Continued from previous page...

Mol	Chain	Res	Type	Atoms	Z	Observed(Å)	Ideal(Å)
20	2	302	CLA	O2D-CGD	5.01	1.45	1.33
20	A	839	CLA	CHD-C1D	5.01	1.48	1.38
20	4	303	CLA	OBD-CAD	5.01	1.31	1.22
20	B	810	CLA	CHD-C4C	5.00	1.50	1.39
20	4	309	CLA	MG-NA	-5.00	1.94	2.06
20	A	835	CLA	C3D-C4D	-5.00	1.32	1.44
20	J	101	CLA	O2D-CGD	4.99	1.45	1.33
20	R	108	CLA	C4C-C3C	-4.99	1.36	1.45
20	A	839	CLA	C4C-C3C	-4.98	1.36	1.45
20	A	841	CLA	CHD-C1D	4.98	1.48	1.38
20	A	834	CLA	O2D-CGD	4.97	1.45	1.33
20	B	814	CLA	OBD-CAD	4.97	1.31	1.22
20	A	802	CLA	CHC-C1C	4.97	1.51	1.39
20	A	832	CLA	O2A-CGA	4.97	1.47	1.33
20	B	815	CLA	C3D-C4D	-4.97	1.33	1.44
20	3	320	CLA	CHD-C1D	4.95	1.50	1.38
20	1	207	CLA	O2A-CGA	4.95	1.47	1.33
20	1	214	CLA	CHD-C1D	4.95	1.50	1.38
20	B	833	CLA	O2A-CGA	4.95	1.47	1.30
20	B	808	CLA	O2D-CGD	4.95	1.45	1.33
20	1	206	CLA	CHD-C1D	4.95	1.48	1.38
20	I	102	CLA	C3D-C4D	-4.95	1.33	1.44
20	A	818	CLA	O2A-CGA	4.94	1.47	1.33
20	A	820	CLA	C3D-C4D	-4.94	1.33	1.44
20	A	834	CLA	O2A-CGA	4.93	1.47	1.33
20	B	810	CLA	C3D-C4D	-4.93	1.33	1.44
20	L	207	CLA	O2A-CGA	4.93	1.47	1.33
20	3	317	CLA	C3D-C4D	-4.93	1.33	1.44
20	1	201	CLA	CHD-C1D	4.92	1.48	1.38
20	2	311	CLA	O2D-CGD	4.92	1.45	1.33
20	A	830	CLA	O2A-CGA	4.92	1.47	1.33
20	B	838	CLA	O2A-CGA	4.91	1.47	1.33
20	B	806	CLA	C3D-C4D	-4.91	1.33	1.44
20	B	821	CLA	MG-NA	-4.91	1.94	2.06
20	3	313	CLA	O2D-CGD	4.90	1.45	1.33
20	3	316	CLA	CHC-C1C	4.90	1.51	1.39
20	B	851	CLA	O2A-CGA	4.90	1.47	1.33
20	B	817	CLA	C3D-C4D	-4.90	1.33	1.44
20	K	103	CLA	C3D-C4D	-4.90	1.33	1.44
20	3	305	CLA	MG-NA	-4.89	1.94	2.06
20	B	829	CLA	C3D-C4D	-4.89	1.33	1.44
20	A	833	CLA	O2A-CGA	4.89	1.47	1.30

Continued on next page...

Continued from previous page...

Mol	Chain	Res	Type	Atoms	Z	Observed(Å)	Ideal(Å)
20	A	838	CLA	O2A-CGA	4.89	1.47	1.33
20	3	311	CLA	C1D-ND	-4.88	1.31	1.37
20	2	307	CLA	CHD-C1D	4.88	1.48	1.38
20	3	311	CLA	O2D-CGD	4.88	1.45	1.33
20	1	215	CLA	CHD-C1D	4.88	1.47	1.38
20	3	309	CLA	CHD-C1D	4.88	1.50	1.38
20	B	833	CLA	C3D-C4D	-4.87	1.33	1.44
20	B	840	CLA	OBD-CAD	4.87	1.30	1.22
20	B	816	CLA	C3D-C4D	-4.87	1.33	1.44
20	4	318	CLA	C4C-C3C	-4.87	1.36	1.45
20	A	812	CLA	C3D-C4D	-4.87	1.33	1.44
20	B	826	CLA	CHD-C4C	4.87	1.50	1.39
20	3	302	CLA	C1D-ND	-4.87	1.31	1.37
20	4	306	CLA	O2D-CGD	4.87	1.45	1.33
20	B	823	CLA	O2D-CGD	4.86	1.45	1.33
20	A	816	CLA	CHD-C1D	4.86	1.47	1.38
20	4	307	CLA	MG-NA	-4.86	1.94	2.06
20	3	302	CLA	O2D-CGD	4.86	1.45	1.33
20	3	304	CLA	C3D-C4D	-4.85	1.33	1.44
20	R	107	CLA	C3D-C4D	-4.85	1.33	1.44
20	A	823	CLA	C3D-C4D	-4.84	1.33	1.44
20	A	813	CLA	O2A-CGA	4.84	1.47	1.33
20	A	852	CLA	OBD-CAD	4.84	1.30	1.22
20	B	835	CLA	C3D-C4D	-4.84	1.33	1.44
20	3	320	CLA	CHC-C1C	4.84	1.51	1.39
20	4	307	CLA	CHD-C4C	4.84	1.50	1.39
20	B	832	CLA	CHD-C1D	4.83	1.47	1.38
20	4	308	CLA	C3A-C2A	-4.83	1.50	1.54
20	2	307	CLA	CHD-C4C	4.83	1.50	1.39
20	B	805	CLA	C3D-C4D	-4.83	1.33	1.44
20	B	834	CLA	O2A-CGA	4.82	1.47	1.33
22	I	103	BCR	C1-C6	-4.82	1.47	1.53
20	L	202	CLA	C3D-C4D	-4.82	1.33	1.44
20	1	211	CLA	CHC-C1C	4.82	1.51	1.39
20	B	849	CLA	O2D-CGD	4.82	1.45	1.33
20	4	304	CLA	C1C-C2C	-4.81	1.34	1.44
20	A	835	CLA	O2D-CGD	4.81	1.45	1.33
23	A	842	PQN	C10-C5	4.81	1.48	1.40
20	F	204	CLA	C3D-C4D	-4.80	1.33	1.44
20	L	201	CLA	CHD-C4C	4.80	1.50	1.39
20	B	834	CLA	OBD-CAD	4.80	1.30	1.22
20	A	816	CLA	O2D-CGD	4.80	1.45	1.33

Continued on next page...

Continued from previous page...

Mol	Chain	Res	Type	Atoms	Z	Observed(Å)	Ideal(Å)
20	A	835	CLA	O2A-CGA	4.79	1.47	1.33
20	L	209	CLA	C3D-C4D	-4.79	1.33	1.44
20	B	806	CLA	O2D-CGD	4.79	1.45	1.33
20	K	102	CLA	O2D-CGD	4.79	1.45	1.33
20	A	813	CLA	O2D-CGD	4.79	1.45	1.33
20	3	307	CLA	CHD-C1D	4.79	1.50	1.38
20	B	836	CLA	C3D-C4D	-4.79	1.33	1.44
20	K	102	CLA	CHD-C4C	4.78	1.50	1.39
20	A	850	CLA	C4C-C3C	-4.78	1.36	1.45
22	B	845	BCR	C21-C22	-4.77	1.24	1.35
20	3	318	CLA	C3D-C4D	-4.77	1.33	1.44
20	B	812	CLA	C3D-C4D	-4.77	1.33	1.44
20	4	304	CLA	C4C-C3C	-4.76	1.36	1.45
20	A	831	CLA	O2A-CGA	4.76	1.47	1.33
20	2	308	CLA	O2A-CGA	4.76	1.47	1.33
20	A	836	CLA	C3D-C4D	-4.76	1.33	1.44
20	B	811	CLA	C1C-C2C	-4.76	1.34	1.44
20	A	832	CLA	C3D-C4D	-4.76	1.33	1.44
20	4	314	CLA	CHD-C4C	4.76	1.50	1.39
23	B	841	PQN	C10-C5	4.75	1.48	1.40
20	3	306	CLA	CHD-C1D	4.75	1.50	1.38
20	L	203	CLA	C3D-C4D	-4.74	1.33	1.44
20	B	839	CLA	O2A-CGA	4.74	1.47	1.33
20	3	305	CLA	CHB-C4A	-4.74	1.30	1.35
20	2	311	CLA	C3D-C4D	-4.74	1.33	1.44
20	3	309	CLA	CHC-C1C	4.73	1.50	1.39
20	H	102	CLA	O2A-CGA	4.73	1.47	1.33
20	2	304	CLA	CHB-C4A	-4.73	1.30	1.35
20	B	817	CLA	CHD-C1D	4.73	1.47	1.38
20	2	308	CLA	OBD-CAD	4.73	1.30	1.22
20	A	806	CLA	OBD-CAD	4.73	1.30	1.22
20	B	822	CLA	C3D-C4D	-4.73	1.33	1.44
20	L	203	CLA	O2A-CGA	4.72	1.47	1.33
20	A	817	CLA	C3D-C4D	-4.72	1.33	1.44
20	A	804	CLA	OBD-CAD	4.72	1.30	1.22
20	B	804	CLA	OBD-CAD	4.71	1.30	1.22
20	B	836	CLA	O2A-CGA	4.71	1.47	1.33
20	A	829	CLA	O2D-CGD	4.71	1.44	1.33
20	B	850	CLA	O2A-CGA	4.71	1.47	1.33
20	1	203	CLA	O2A-CGA	4.71	1.47	1.33
20	B	811	CLA	C3B-C2B	-4.70	1.34	1.40
20	1	206	CLA	O2A-CGA	4.70	1.47	1.33

Continued on next page...

Continued from previous page...

Mol	Chain	Res	Type	Atoms	Z	Observed(Å)	Ideal(Å)
22	B	852	BCR	C17-C18	-4.69	1.24	1.35
20	3	301	CLA	C3D-C4D	-4.69	1.33	1.44
20	A	840	CLA	C3D-C4D	-4.69	1.33	1.44
20	B	826	CLA	OBD-CAD	4.69	1.30	1.22
20	1	206	CLA	C3D-C4D	-4.69	1.33	1.44
20	B	804	CLA	O2D-CGD	4.69	1.44	1.33
20	A	819	CLA	O2A-CGA	4.69	1.47	1.33
20	A	807	CLA	C4C-C3C	-4.68	1.37	1.45
20	4	319	CLA	O2D-CGD	4.68	1.44	1.33
20	L	207	CLA	C3D-C4D	-4.68	1.33	1.44
20	1	202	CLA	CHD-C4C	4.68	1.49	1.39
20	B	819	CLA	C3D-C4D	-4.68	1.33	1.44
20	B	810	CLA	O2A-CGA	4.67	1.47	1.33
20	B	840	CLA	C3D-C4D	-4.67	1.33	1.44
20	L	202	CLA	O2A-CGA	4.66	1.46	1.33
20	B	813	CLA	O2A-CGA	4.65	1.46	1.33
20	A	809	CLA	O2A-CGA	4.65	1.46	1.33
20	L	209	CLA	O2A-CGA	4.64	1.46	1.33
22	B	843	BCR	C21-C22	-4.64	1.25	1.35
20	B	830	CLA	O2D-CGD	4.64	1.44	1.33
20	2	315	CLA	CHC-C1C	4.64	1.50	1.39
20	A	841	CLA	C3D-C4D	-4.64	1.33	1.44
20	2	311	CLA	O2A-CGA	4.64	1.46	1.33
20	3	311	CLA	CHC-C1C	4.64	1.46	1.34
20	H	103	CLA	O2A-CGA	4.64	1.46	1.33
20	G	102	CLA	CHD-C1D	4.64	1.47	1.38
20	B	808	CLA	C3D-C4D	-4.63	1.33	1.44
20	2	310	CLA	CHC-C1C	4.63	1.50	1.39
20	F	206	CLA	CHD-C4C	4.63	1.49	1.39
20	3	308	CLA	C3D-C4D	-4.63	1.33	1.44
20	H	102	CLA	C3D-C4D	-4.62	1.33	1.44
20	A	837	CLA	O2A-CGA	4.62	1.46	1.33
20	A	814	CLA	O2A-CGA	4.62	1.46	1.30
20	4	305	CLA	O2A-CGA	4.61	1.46	1.33
20	B	838	CLA	C3D-C4D	-4.61	1.33	1.44
20	A	815	CLA	CHD-C4C	4.61	1.49	1.39
20	B	839	CLA	C3D-C4D	-4.61	1.33	1.44
20	B	814	CLA	C3D-C4D	-4.60	1.33	1.44
20	A	804	CLA	O2D-CGD	4.60	1.44	1.33
20	2	307	CLA	C1C-C2C	-4.59	1.35	1.44
20	I	102	CLA	O2D-CGD	4.59	1.44	1.33
20	3	303	CLA	MG-NA	-4.59	1.95	2.06

Continued on next page...

Continued from previous page...

Mol	Chain	Res	Type	Atoms	Z	Observed(Å)	Ideal(Å)
20	A	821	CLA	C3D-C4D	-4.58	1.33	1.44
20	2	301	CLA	CHD-C1D	4.58	1.49	1.38
20	A	830	CLA	O2D-CGD	4.58	1.44	1.33
20	2	303	CLA	C3D-C4D	-4.58	1.33	1.44
20	B	812	CLA	OBD-CAD	4.57	1.30	1.22
20	4	316	CLA	C3B-C2B	-4.57	1.34	1.40
20	L	209	CLA	CMA-C3A	4.57	1.62	1.53
20	4	314	CLA	C3D-C4D	-4.57	1.33	1.44
20	B	829	CLA	O2A-CGA	4.57	1.46	1.33
20	B	813	CLA	C3D-C4D	-4.57	1.33	1.44
20	A	804	CLA	C3D-C4D	-4.56	1.33	1.44
20	A	821	CLA	OBD-CAD	4.56	1.30	1.22
20	4	311	CLA	OBD-CAD	4.56	1.30	1.22
20	A	826	CLA	C3D-C4D	-4.56	1.33	1.44
20	H	103	CLA	C3D-C4D	-4.56	1.33	1.44
22	B	846	BCR	C21-C22	-4.55	1.25	1.35
20	L	202	CLA	OBD-CAD	4.55	1.30	1.22
20	A	809	CLA	C3D-C4D	-4.55	1.33	1.44
20	1	205	CLA	MG-NA	-4.55	1.95	2.06
20	B	839	CLA	O2D-CGD	4.54	1.44	1.33
20	2	305	CLA	C3D-C4D	-4.54	1.34	1.44
20	A	801	CLA	C3D-C4D	-4.54	1.34	1.44
20	3	311	CLA	CHD-C1D	4.54	1.47	1.38
20	4	307	CLA	CHD-C1D	4.54	1.47	1.38
20	A	838	CLA	C4C-C3C	-4.53	1.37	1.45
20	1	210	CLA	O2D-CGD	4.53	1.44	1.33
20	1	201	CLA	C1D-C2D	-4.53	1.36	1.45
20	B	827	CLA	CHD-C4C	4.53	1.49	1.39
20	A	820	CLA	O2A-CGA	4.53	1.46	1.33
20	4	305	CLA	OBD-CAD	4.52	1.30	1.22
20	A	820	CLA	OBD-CAD	4.52	1.30	1.22
20	2	304	CLA	MG-NA	-4.52	1.95	2.06
20	L	201	CLA	O2D-CGD	4.51	1.44	1.33
22	L	210	BCR	C20-C19	-4.51	1.22	1.34
20	2	305	CLA	O2A-CGA	4.51	1.46	1.33
20	A	840	CLA	O2A-CGA	4.51	1.46	1.33
20	3	313	CLA	C1C-C2C	-4.51	1.35	1.44
20	G	102	CLA	O2D-CGD	4.51	1.44	1.33
22	A	846	BCR	C21-C22	-4.51	1.25	1.35
22	A	844	BCR	C21-C22	-4.50	1.25	1.35
20	F	206	CLA	C4C-C3C	-4.50	1.37	1.45
20	A	805	CLA	C3D-C4D	-4.50	1.34	1.44

Continued on next page...

Continued from previous page...

Mol	Chain	Res	Type	Atoms	Z	Observed(Å)	Ideal(Å)
20	2	322	CLA	CHD-C4C	4.50	1.49	1.39
20	3	306	CLA	CHC-C1C	4.50	1.50	1.39
20	4	307	CLA	CHB-C4A	-4.50	1.28	1.33
20	A	815	CLA	CHB-C4A	-4.49	1.28	1.33
20	3	313	CLA	O2A-CGA	4.49	1.46	1.33
20	A	815	CLA	MG-NA	-4.49	1.95	2.06
20	B	850	CLA	C3D-C4D	-4.49	1.34	1.44
20	2	303	CLA	OBD-CAD	4.49	1.30	1.22
20	H	102	CLA	OBD-CAD	4.49	1.30	1.22
20	A	819	CLA	C3D-C4D	-4.49	1.34	1.44
20	3	318	CLA	O2A-CGA	4.48	1.46	1.33
20	H	101	CLA	C4C-C3C	-4.48	1.37	1.45
20	B	820	CLA	O2A-CGA	4.47	1.46	1.33
20	H	101	CLA	MG-NA	-4.47	1.95	2.06
20	1	212	CLA	CHD-C1D	4.47	1.49	1.38
20	1	208	CLA	CHD-C1D	4.46	1.49	1.38
20	A	818	CLA	C3D-C4D	-4.46	1.34	1.44
20	3	311	CLA	C1C-C2C	-4.46	1.35	1.44
20	1	202	CLA	C1C-C2C	-4.46	1.35	1.44
20	2	306	CLA	CHD-C1D	4.45	1.49	1.38
22	A	847	BCR	C21-C22	-4.45	1.25	1.35
20	A	822	CLA	C3D-C4D	-4.45	1.34	1.44
20	1	201	CLA	CHC-C1C	4.44	1.45	1.34
20	2	309	CLA	CHD-C1D	4.44	1.49	1.38
20	B	822	CLA	OBD-CAD	4.44	1.30	1.22
20	L	208	CLA	C3D-C4D	-4.44	1.34	1.44
22	3	314	BCR	C21-C22	-4.44	1.25	1.35
20	1	202	CLA	C1D-ND	-4.44	1.32	1.37
20	3	303	CLA	CHB-C4A	-4.43	1.31	1.35
20	1	207	CLA	C3D-C4D	-4.43	1.34	1.44
20	B	819	CLA	OBD-CAD	4.43	1.30	1.22
20	1	209	CLA	C3D-C4D	-4.43	1.34	1.44
20	A	808	CLA	O2A-CGA	4.43	1.46	1.33
20	A	839	CLA	C1C-C2C	-4.43	1.35	1.44
20	3	308	CLA	OBD-CAD	4.43	1.30	1.22
20	4	312	CLA	CHC-C1C	4.43	1.50	1.39
20	A	803	CLA	C3D-C4D	-4.43	1.34	1.44
20	A	823	CLA	O2D-CGD	4.42	1.44	1.33
20	H	101	CLA	C1C-C2C	-4.42	1.35	1.44
20	B	831	CLA	O2A-CGA	4.42	1.46	1.33
20	1	214	CLA	CHC-C1C	4.42	1.50	1.39
20	4	314	CLA	OBD-CAD	4.41	1.30	1.22

Continued on next page...

Continued from previous page...

Mol	Chain	Res	Type	Atoms	Z	Observed(Å)	Ideal(Å)
20	A	840	CLA	OBD-CAD	4.41	1.30	1.22
20	2	307	CLA	C3B-C2B	-4.41	1.34	1.40
20	B	837	CLA	O2A-CGA	4.41	1.46	1.33
20	A	814	CLA	C3B-C2B	-4.41	1.34	1.40
20	B	822	CLA	O2A-CGA	4.40	1.46	1.33
20	4	305	CLA	C3D-C4D	-4.40	1.34	1.44
20	A	803	CLA	O2A-CGA	4.40	1.46	1.33
20	B	833	CLA	OBD-CAD	4.40	1.30	1.22
20	A	806	CLA	C3D-C4D	-4.40	1.34	1.44
20	R	108	CLA	O2A-CGA	4.39	1.46	1.33
20	1	205	CLA	CHC-C1C	4.39	1.50	1.39
20	B	851	CLA	C3D-C4D	-4.39	1.34	1.44
20	K	103	CLA	OBD-CAD	4.39	1.30	1.22
20	1	210	CLA	CHD-C1D	4.39	1.47	1.38
20	A	814	CLA	C3D-C4D	-4.39	1.34	1.44
20	1	201	CLA	CHD-C4C	4.39	1.49	1.39
20	F	205	CLA	C3A-C2A	-4.39	1.50	1.54
20	1	212	CLA	CHC-C1C	4.39	1.50	1.39
22	F	202	BCR	C21-C22	-4.38	1.25	1.35
20	A	828	CLA	O2A-CGA	4.38	1.46	1.33
20	A	813	CLA	C3D-C4D	-4.38	1.34	1.44
20	1	201	CLA	OBD-CAD	4.38	1.30	1.22
20	4	311	CLA	O2A-CGA	4.38	1.46	1.33
20	1	203	CLA	C4B-CHC	4.37	1.53	1.41
20	A	806	CLA	O2A-CGA	4.37	1.46	1.33
20	L	208	CLA	O2A-CGA	4.37	1.46	1.33
20	4	319	CLA	O2A-CGA	4.37	1.46	1.33
20	A	816	CLA	CHD-C4C	4.36	1.49	1.39
20	A	851	CLA	C3D-C4D	-4.36	1.34	1.44
20	1	210	CLA	CHD-C4C	4.36	1.49	1.39
20	A	815	CLA	C1C-NC	-4.36	1.31	1.37
22	A	845	BCR	C21-C22	-4.36	1.25	1.35
20	3	312	CLA	CHD-C1D	4.35	1.49	1.38
20	B	818	CLA	C3D-C4D	-4.35	1.34	1.44
20	A	834	CLA	OBD-CAD	4.34	1.30	1.22
20	B	809	CLA	OBD-CAD	4.34	1.30	1.22
20	A	823	CLA	O2A-CGA	4.34	1.46	1.33
20	4	309	CLA	C1C-NC	-4.33	1.28	1.38
20	B	836	CLA	O2D-CGD	4.33	1.43	1.33
20	J	101	CLA	C4C-C3C	-4.33	1.37	1.45
20	A	850	CLA	CHD-C1D	4.33	1.46	1.38
20	J	103	CLA	O2A-CGA	4.33	1.46	1.33

Continued on next page...

Continued from previous page...

Mol	Chain	Res	Type	Atoms	Z	Observed(Å)	Ideal(Å)
20	4	312	CLA	CHD-C1D	4.32	1.49	1.38
20	1	210	CLA	C1C-C2C	-4.32	1.35	1.44
20	B	824	CLA	O2A-CGA	4.31	1.45	1.33
20	A	837	CLA	OBD-CAD	4.31	1.29	1.22
20	3	319	CLA	MG-ND	-4.31	1.97	2.05
20	R	108	CLA	CHD-C4C	4.31	1.49	1.39
20	R	108	CLA	O2D-CGD	4.31	1.43	1.33
20	1	204	CLA	O2A-CGA	4.31	1.46	1.33
20	L	201	CLA	C4C-C3C	-4.31	1.37	1.45
20	1	215	CLA	C4C-C3C	-4.31	1.37	1.45
20	4	315	CLA	CHD-C1D	4.31	1.49	1.38
20	A	810	CLA	OBD-CAD	4.31	1.29	1.22
20	3	305	CLA	CHD-C1D	4.30	1.48	1.38
20	B	823	CLA	O2A-CGA	4.30	1.45	1.33
20	2	302	CLA	O2A-CGA	4.29	1.45	1.33
20	1	216	CLA	CHB-C4A	-4.28	1.31	1.35
20	3	307	CLA	CHC-C1C	4.28	1.49	1.39
20	A	837	CLA	C3D-C4D	-4.28	1.34	1.44
20	B	835	CLA	O2D-CGD	4.28	1.43	1.33
22	J	102	BCR	C21-C22	-4.28	1.25	1.35
20	A	811	CLA	C3D-C4D	-4.27	1.34	1.44
20	L	201	CLA	C3B-C2B	-4.27	1.34	1.40
20	A	824	CLA	O2A-CGA	4.27	1.45	1.33
20	2	310	CLA	CHD-C1D	4.27	1.48	1.38
20	B	806	CLA	O2A-CGA	4.27	1.45	1.33
20	A	850	CLA	C3D-C4D	-4.26	1.34	1.44
20	1	202	CLA	MG-ND	-4.26	1.97	2.05
20	J	101	CLA	O2A-CGA	4.26	1.45	1.33
20	K	103	CLA	C4B-CHC	4.26	1.52	1.41
20	4	302	CLA	O2A-CGA	4.26	1.45	1.33
20	2	307	CLA	MG-NA	-4.26	1.96	2.06
20	1	209	CLA	OBD-CAD	4.25	1.29	1.22
20	B	821	CLA	C1C-NC	-4.25	1.31	1.37
20	A	839	CLA	C3B-C2B	-4.25	1.34	1.40
20	B	807	CLA	OBD-CAD	4.25	1.29	1.22
22	A	843	BCR	C21-C22	-4.25	1.26	1.35
20	1	203	CLA	OBD-CAD	4.25	1.29	1.22
20	H	109	CLA	OBD-CAD	4.25	1.29	1.22
20	B	820	CLA	OBD-CAD	4.24	1.29	1.22
20	A	803	CLA	OBD-CAD	4.24	1.29	1.22
20	A	808	CLA	O2D-CGD	4.24	1.43	1.33
25	B	848	LMG	O8-C28	4.23	1.45	1.33

Continued on next page...

Continued from previous page...

Mol	Chain	Res	Type	Atoms	Z	Observed(Å)	Ideal(Å)
20	J	103	CLA	C4C-C3C	-4.23	1.37	1.45
20	A	841	CLA	OBD-CAD	4.23	1.29	1.22
20	3	302	CLA	CHD-C1D	4.23	1.46	1.38
20	3	317	CLA	OBD-CAD	4.23	1.29	1.22
22	F	203	BCR	C20-C19	-4.23	1.23	1.34
20	K	101	CLA	C4C-C3C	-4.23	1.37	1.45
20	2	322	CLA	CHB-C4A	-4.22	1.29	1.33
22	B	842	BCR	C21-C22	-4.22	1.26	1.35
20	4	302	CLA	C4C-C3C	-4.22	1.37	1.45
20	B	827	CLA	O2A-CGA	4.22	1.45	1.33
20	B	821	CLA	CHD-C1D	4.21	1.46	1.38
20	1	201	CLA	C4C-C3C	-4.20	1.37	1.45
20	4	311	CLA	C4C-C3C	-4.20	1.37	1.45
20	F	206	CLA	O2D-CGD	4.20	1.43	1.33
20	4	310	CLA	CHD-C1D	4.20	1.48	1.38
20	2	316	CLA	OBD-CAD	4.20	1.29	1.22
20	K	101	CLA	O2A-CGA	4.19	1.44	1.30
20	2	301	CLA	MG-NA	-4.19	1.96	2.06
20	A	837	CLA	C4C-C3C	-4.19	1.37	1.45
20	K	102	CLA	C1D-ND	-4.19	1.32	1.37
20	K	102	CLA	MG-NA	-4.18	1.96	2.06
20	A	850	CLA	O2A-CGA	4.18	1.45	1.33
20	R	108	CLA	C1C-C2C	-4.17	1.36	1.44
20	3	317	CLA	C4B-CHC	4.17	1.52	1.41
20	A	807	CLA	C1C-C2C	-4.16	1.36	1.44
20	A	818	CLA	C4C-C3C	-4.16	1.38	1.45
20	1	210	CLA	O2A-CGA	4.16	1.45	1.33
20	A	815	CLA	O2D-CGD	4.16	1.43	1.33
20	G	102	CLA	O2A-CGA	4.16	1.45	1.33
20	B	832	CLA	C4C-C3C	-4.16	1.38	1.45
20	A	839	CLA	CHD-C4C	4.15	1.48	1.39
20	B	811	CLA	CHD-C1D	4.14	1.46	1.38
20	L	203	CLA	C4C-C3C	-4.14	1.38	1.45
20	2	308	CLA	C3D-C4D	-4.13	1.34	1.44
20	3	302	CLA	CHD-C4C	4.13	1.48	1.39
20	L	201	CLA	O2A-CGA	4.13	1.45	1.33
20	1	209	CLA	C4B-CHC	4.13	1.52	1.41
25	B	848	LMG	O7-C10	4.12	1.45	1.34
20	1	205	CLA	CHD-C1D	4.12	1.48	1.38
20	3	317	CLA	O2A-CGA	4.12	1.45	1.33
20	3	320	CLA	C3D-C4D	-4.12	1.33	1.44
20	A	850	CLA	C4B-CHC	4.11	1.52	1.41

Continued on next page...

Continued from previous page...

Mol	Chain	Res	Type	Atoms	Z	Observed(Å)	Ideal(Å)
20	1	210	CLA	C3D-CAD	-4.11	1.31	1.45
20	A	807	CLA	C3B-C2B	-4.11	1.34	1.40
20	3	311	CLA	CHD-C4C	4.10	1.48	1.39
20	4	314	CLA	C3A-C2A	-4.10	1.50	1.54
20	A	826	CLA	O2D-CGD	4.10	1.43	1.33
20	A	809	CLA	C1C-C2C	-4.10	1.36	1.44
20	4	316	CLA	O2A-CGA	4.10	1.45	1.33
22	I	101	BCR	C20-C19	-4.09	1.24	1.34
20	H	103	CLA	OBD-CAD	4.08	1.29	1.22
20	2	303	CLA	C4B-CHC	4.08	1.52	1.41
20	B	849	CLA	OBD-CAD	4.07	1.29	1.22
20	B	821	CLA	CHD-C4C	4.07	1.48	1.39
20	F	206	CLA	OBD-CAD	4.07	1.29	1.22
20	4	309	CLA	C3C-C4C	-4.07	1.33	1.43
20	B	803	CLA	CHD-C1D	4.06	1.46	1.38
20	3	318	CLA	OBD-CAD	4.06	1.29	1.22
20	F	204	CLA	OBD-CAD	4.06	1.29	1.22
20	A	841	CLA	O2A-CGA	4.05	1.45	1.33
20	B	803	CLA	C3D-C4D	-4.05	1.35	1.44
20	B	803	CLA	OBD-CAD	4.04	1.29	1.22
20	R	108	CLA	CHD-C1D	4.04	1.46	1.38
20	B	825	CLA	O2A-CGA	4.04	1.45	1.33
20	A	825	CLA	O2A-CGA	4.04	1.45	1.33
20	A	826	CLA	OBD-CAD	4.03	1.29	1.22
20	2	304	CLA	CHC-C1C	4.03	1.49	1.39
20	K	102	CLA	MG-ND	-4.03	1.97	2.05
20	B	821	CLA	C1C-C2C	-4.03	1.36	1.44
20	4	306	CLA	OBD-CAD	4.03	1.29	1.22
20	B	823	CLA	C4C-C3C	-4.02	1.38	1.45
20	2	312	CLA	OBD-CAD	4.01	1.29	1.22
20	A	815	CLA	C3B-C2B	-4.01	1.34	1.40
20	4	316	CLA	CHD-C4C	4.01	1.48	1.39
20	3	302	CLA	C4C-C3C	-4.01	1.38	1.45
20	3	310	CLA	MG-NA	-4.00	1.96	2.06
20	3	313	CLA	MG-NA	-4.00	1.96	2.06
20	L	207	CLA	OBD-CAD	4.00	1.29	1.22
20	A	809	CLA	O2D-CGD	4.00	1.43	1.33
20	B	849	CLA	O2A-CGA	3.99	1.45	1.33
20	3	303	CLA	CHC-C1C	3.99	1.49	1.39
20	A	830	CLA	OBD-CAD	3.99	1.29	1.22
20	B	813	CLA	C4B-CHC	3.98	1.52	1.41
20	A	838	CLA	OBD-CAD	3.98	1.29	1.22

Continued on next page...

Continued from previous page...

Mol	Chain	Res	Type	Atoms	Z	Observed(Å)	Ideal(Å)
20	K	108	CLA	O2A-CGA	3.97	1.44	1.33
20	A	827	CLA	C3D-C4D	-3.97	1.35	1.44
20	A	836	CLA	O2A-CGA	3.97	1.44	1.33
20	1	207	CLA	OBD-CAD	3.96	1.29	1.22
20	4	312	CLA	MG-NA	-3.96	1.96	2.06
20	1	202	CLA	O2D-CGD	3.95	1.43	1.33
20	A	807	CLA	O2D-CGD	3.95	1.43	1.33
20	B	827	CLA	C4C-C3C	-3.95	1.38	1.45
20	B	815	CLA	OBD-CAD	3.95	1.29	1.22
20	B	807	CLA	O2A-CGA	3.95	1.44	1.33
20	A	852	CLA	O2A-CGA	3.94	1.44	1.33
20	1	216	CLA	MG-NA	-3.94	1.96	2.06
20	4	307	CLA	C1D-ND	-3.93	1.32	1.37
20	3	312	CLA	C3D-C4D	-3.93	1.34	1.44
20	3	302	CLA	MG-ND	-3.93	1.98	2.05
20	F	206	CLA	C1D-ND	-3.93	1.32	1.37
20	3	319	CLA	CHB-C4A	-3.92	1.31	1.35
20	4	310	CLA	MG-NA	-3.92	1.97	2.06
20	3	313	CLA	C3B-C2B	-3.92	1.35	1.40
20	B	851	CLA	C4C-C3C	-3.91	1.38	1.45
20	3	302	CLA	C1C-NC	-3.91	1.31	1.37
20	4	316	CLA	CHD-C1D	3.91	1.46	1.38
20	B	826	CLA	O2A-CGA	3.90	1.44	1.33
20	A	817	CLA	OBD-CAD	3.90	1.29	1.22
20	4	302	CLA	OBD-CAD	3.90	1.29	1.22
20	4	318	CLA	C3B-C2B	-3.90	1.35	1.40
20	2	306	CLA	CHC-C1C	3.90	1.48	1.39
20	A	837	CLA	C1C-C2C	-3.90	1.36	1.44
20	4	304	CLA	O2D-CGD	3.90	1.42	1.33
22	I	101	BCR	C5-C6	-3.90	1.28	1.34
20	A	822	CLA	OBD-CAD	3.89	1.29	1.22
20	B	840	CLA	C3A-C2A	-3.89	1.51	1.54
20	1	215	CLA	C1C-C2C	-3.89	1.36	1.44
20	B	809	CLA	C4B-CHC	3.89	1.51	1.41
20	A	828	CLA	OBD-CAD	3.89	1.29	1.22
20	3	319	CLA	CHC-C1C	3.89	1.48	1.39
20	4	307	CLA	C2A-C1A	-3.88	1.43	1.52
20	3	303	CLA	CHD-C1D	3.88	1.47	1.38
20	B	814	CLA	O2A-CGA	3.87	1.45	1.33
22	B	844	BCR	C21-C22	-3.87	1.26	1.35
20	4	309	CLA	CHB-C4A	-3.87	1.31	1.35
20	B	816	CLA	O2A-CGA	3.87	1.44	1.33

Continued on next page...

Continued from previous page...

Mol	Chain	Res	Type	Atoms	Z	Observed(Å)	Ideal(Å)
20	A	839	CLA	C1D-ND	-3.87	1.32	1.37
20	L	209	CLA	OBD-CAD	3.87	1.29	1.22
20	2	322	CLA	C1D-ND	-3.86	1.32	1.37
20	B	830	CLA	C4B-CHC	3.86	1.51	1.41
20	F	205	CLA	OBD-CAD	3.86	1.29	1.22
20	A	809	CLA	OBD-CAD	3.84	1.29	1.22
20	B	803	CLA	O2A-CGA	3.84	1.44	1.33
20	B	807	CLA	C3D-C4D	-3.84	1.35	1.44
20	3	313	CLA	C1C-NC	-3.83	1.31	1.37
20	B	813	CLA	OBD-CAD	3.83	1.29	1.22
20	A	819	CLA	C4B-CHC	3.83	1.51	1.41
20	2	307	CLA	C1D-C2D	-3.83	1.37	1.45
20	4	309	CLA	CHD-C1D	3.83	1.47	1.38
20	A	815	CLA	C1C-C2C	-3.82	1.36	1.44
20	4	304	CLA	MG-NA	-3.82	1.97	2.06
20	B	824	CLA	C4C-C3C	-3.82	1.38	1.45
20	1	201	CLA	O2A-CGA	3.81	1.44	1.33
20	B	850	CLA	OBD-CAD	3.81	1.29	1.22
20	B	814	CLA	C4B-CHC	3.81	1.51	1.41
20	B	811	CLA	CHD-C4C	3.81	1.47	1.39
20	B	806	CLA	C1C-C2C	-3.81	1.36	1.44
20	A	803	CLA	C4C-C3C	-3.80	1.38	1.45
20	L	209	CLA	C4B-CHC	3.80	1.51	1.41
20	A	820	CLA	C4B-CHC	3.80	1.51	1.41
20	B	837	CLA	C4B-CHC	3.80	1.51	1.41
20	B	825	CLA	C4B-CHC	3.79	1.51	1.41
20	B	818	CLA	C4B-CHC	3.78	1.51	1.41
20	2	307	CLA	O2D-CGD	3.78	1.42	1.33
20	3	313	CLA	CHD-C1D	3.77	1.45	1.38
22	B	845	BCR	C20-C19	-3.77	1.24	1.34
20	B	831	CLA	OBD-CAD	3.77	1.29	1.22
20	2	302	CLA	OBD-CAD	3.77	1.29	1.22
20	1	201	CLA	C1C-C2C	-3.76	1.36	1.44
20	3	316	CLA	C4B-CHC	3.76	1.51	1.44
20	2	306	CLA	MG-NA	-3.76	1.97	2.06
20	H	101	CLA	O2A-CGA	3.75	1.44	1.33
20	4	309	CLA	C2C-C1C	-3.75	1.34	1.43
20	2	310	CLA	C4B-CHC	3.75	1.51	1.44
20	4	319	CLA	C4C-C3C	-3.74	1.38	1.45
20	B	831	CLA	C1C-C2C	-3.74	1.36	1.44
20	3	304	CLA	OBD-CAD	3.73	1.28	1.22
20	3	313	CLA	CHD-C4C	3.73	1.47	1.39

Continued on next page...

Continued from previous page...

Mol	Chain	Res	Type	Atoms	Z	Observed(Å)	Ideal(Å)
20	I	102	CLA	C4C-C3C	-3.73	1.38	1.45
20	2	305	CLA	OBD-CAD	3.73	1.28	1.22
20	K	108	CLA	OBD-CAD	3.72	1.28	1.22
20	J	103	CLA	OBD-CAD	3.72	1.28	1.22
22	B	843	BCR	C20-C19	-3.72	1.25	1.34
20	A	812	CLA	C4B-CHC	3.72	1.51	1.41
20	B	837	CLA	C4C-C3C	-3.72	1.38	1.45
20	A	811	CLA	OBD-CAD	3.72	1.28	1.22
20	K	101	CLA	OBD-CAD	3.72	1.28	1.22
20	B	833	CLA	C4B-CHC	3.71	1.51	1.41
22	B	846	BCR	C20-C19	-3.71	1.25	1.34
21	2	320	LMU	O1'-C1'	3.71	1.46	1.40
20	A	825	CLA	C4C-C3C	-3.71	1.38	1.45
20	B	811	CLA	CBD-CGD	-3.71	1.41	1.52
20	A	808	CLA	C4C-C3C	-3.71	1.38	1.45
20	2	301	CLA	CHC-C1C	3.71	1.48	1.39
20	1	201	CLA	C1D-ND	-3.70	1.33	1.37
20	G	102	CLA	MG-NA	-3.70	1.97	2.06
20	4	304	CLA	CHD-C1D	3.70	1.45	1.38
20	3	316	CLA	CHD-C4C	3.70	1.53	1.40
20	A	824	CLA	C4C-C3C	-3.70	1.38	1.45
20	A	822	CLA	C4B-CHC	3.69	1.51	1.41
20	4	306	CLA	CHD-C4C	3.69	1.47	1.39
20	A	808	CLA	OBD-CAD	3.69	1.28	1.22
20	A	825	CLA	OBD-CAD	3.69	1.28	1.22
20	A	815	CLA	O2A-CGA	3.68	1.44	1.33
20	A	810	CLA	C4B-CHC	3.68	1.51	1.41
20	2	322	CLA	OBD-CAD	3.68	1.28	1.22
22	A	844	BCR	C20-C19	-3.68	1.25	1.34
20	A	835	CLA	OBD-CAD	3.67	1.28	1.22
20	2	304	CLA	C3D-C4D	-3.67	1.35	1.44
20	A	815	CLA	CHD-C1D	3.67	1.45	1.38
20	B	828	CLA	C4B-CHC	3.66	1.51	1.41
20	B	832	CLA	C4B-CHC	3.66	1.51	1.41
20	B	836	CLA	C4C-C3C	-3.66	1.38	1.45
20	B	826	CLA	C4B-CHC	3.66	1.51	1.41
20	B	824	CLA	OBD-CAD	3.66	1.28	1.22
20	B	825	CLA	OBD-CAD	3.66	1.28	1.22
20	A	839	CLA	MG-NA	-3.65	1.97	2.06
20	A	827	CLA	OBD-CAD	3.65	1.28	1.22
20	1	202	CLA	CHB-C4A	-3.65	1.29	1.33
20	1	202	CLA	MG-NA	-3.65	1.97	2.06

Continued on next page...

Continued from previous page...

Mol	Chain	Res	Type	Atoms	Z	Observed(Å)	Ideal(Å)
20	L	208	CLA	OBD-CAD	3.65	1.28	1.22
20	4	307	CLA	MG-NC	-3.65	1.97	2.06
20	L	201	CLA	C1D-ND	-3.65	1.33	1.37
20	B	850	CLA	C4B-CHC	3.64	1.51	1.41
20	A	833	CLA	OBD-CAD	3.64	1.28	1.22
20	1	206	CLA	C4B-CHC	3.64	1.51	1.41
20	B	834	CLA	C4B-CHC	3.64	1.51	1.41
20	4	316	CLA	C1C-C2C	-3.64	1.37	1.44
20	4	314	CLA	C4B-CHC	3.64	1.51	1.41
20	F	205	CLA	C4C-C3C	-3.63	1.38	1.45
20	A	826	CLA	C4B-CHC	3.63	1.51	1.41
20	L	201	CLA	MG-NA	-3.63	1.97	2.06
20	1	207	CLA	C4B-CHC	3.63	1.51	1.41
20	B	838	CLA	OBD-CAD	3.63	1.28	1.22
20	B	817	CLA	C4C-C3C	-3.63	1.38	1.45
20	2	302	CLA	C4C-C3C	-3.63	1.38	1.45
20	R	108	CLA	C1C-NC	-3.63	1.32	1.37
20	A	826	CLA	O2A-CGA	3.63	1.43	1.33
20	B	808	CLA	C4B-CHC	3.62	1.51	1.41
20	A	852	CLA	C4B-CHC	3.62	1.51	1.41
20	A	815	CLA	C3A-C2A	-3.61	1.44	1.54
21	2	319	LMU	O1'-C1'	3.61	1.46	1.40
20	4	307	CLA	C3A-C2A	-3.61	1.44	1.54
20	L	201	CLA	C4B-CHC	3.61	1.51	1.41
20	B	806	CLA	C3B-C2B	-3.61	1.35	1.40
20	A	833	CLA	C4C-C3C	-3.61	1.38	1.45
20	L	207	CLA	C4C-C3C	-3.60	1.38	1.45
20	B	805	CLA	OBD-CAD	3.60	1.28	1.22
20	4	311	CLA	C4B-CHC	3.60	1.51	1.41
20	A	817	CLA	C4B-CHC	3.60	1.51	1.41
20	B	849	CLA	C4B-CHC	3.59	1.51	1.41
20	I	102	CLA	C4B-CHC	3.59	1.51	1.41
20	1	208	CLA	CHC-C1C	3.59	1.48	1.39
20	3	301	CLA	C4B-CHC	3.59	1.51	1.41
20	B	839	CLA	OBD-CAD	3.59	1.28	1.22
20	L	201	CLA	C1C-NC	-3.59	1.32	1.37
20	1	202	CLA	C4C-C3C	-3.58	1.39	1.45
20	1	216	CLA	CHD-C1D	3.58	1.47	1.38
20	H	101	CLA	O2D-CGD	3.58	1.42	1.33
20	B	823	CLA	OBD-CAD	3.58	1.28	1.22
20	2	312	CLA	C4B-CHC	3.58	1.50	1.41
20	B	826	CLA	C4C-C3C	-3.58	1.39	1.45

Continued on next page...

Continued from previous page...

Mol	Chain	Res	Type	Atoms	Z	Observed(Å)	Ideal(Å)
20	A	830	CLA	C4C-C3C	-3.58	1.39	1.45
20	3	311	CLA	MG-ND	-3.58	1.98	2.05
20	3	312	CLA	C4C-NC	-3.58	1.30	1.37
20	A	838	CLA	C4B-CHC	3.57	1.50	1.41
20	3	310	CLA	CHD-C4C	3.57	1.52	1.40
20	K	108	CLA	C4C-C3C	-3.57	1.39	1.45
20	B	808	CLA	OBD-CAD	3.57	1.28	1.22
20	H	102	CLA	C4B-CHC	3.57	1.50	1.41
20	3	304	CLA	C4B-CHC	3.56	1.50	1.41
20	3	319	CLA	C3D-C4D	-3.56	1.35	1.44
20	3	303	CLA	C1B-NB	-3.56	1.29	1.35
20	G	102	CLA	C3B-C2B	-3.55	1.35	1.40
20	B	806	CLA	MG-NA	-3.55	1.97	2.06
20	B	816	CLA	C4C-C3C	-3.55	1.39	1.45
20	J	101	CLA	OBD-CAD	3.55	1.28	1.22
20	B	815	CLA	C4B-CHC	3.55	1.50	1.41
20	3	311	CLA	C1C-NC	-3.55	1.32	1.37
20	G	102	CLA	OBD-CAD	3.54	1.28	1.22
20	1	211	CLA	CHD-C4C	3.54	1.52	1.40
20	4	316	CLA	MG-NA	-3.54	1.97	2.06
20	A	811	CLA	C4B-CHC	3.54	1.50	1.41
20	2	322	CLA	C4C-C3C	-3.54	1.39	1.45
20	A	850	CLA	C1D-C2D	-3.53	1.38	1.45
21	F	201	LMU	O1B-C4'	-3.53	1.34	1.43
20	1	216	CLA	CHC-C1C	3.52	1.48	1.39
20	B	828	CLA	OBD-CAD	3.52	1.28	1.22
22	A	846	BCR	C20-C19	-3.52	1.25	1.34
22	A	847	BCR	C20-C19	-3.52	1.25	1.34
20	B	819	CLA	C4B-CHC	3.52	1.50	1.41
20	1	210	CLA	C1C-NC	-3.52	1.32	1.37
20	L	208	CLA	C4B-CHC	3.52	1.50	1.41
20	B	821	CLA	C4D-CHA	-3.51	1.26	1.38
20	3	311	CLA	O2A-CGA	3.51	1.43	1.33
20	G	102	CLA	C1C-C2C	-3.51	1.37	1.44
20	3	320	CLA	CHD-C4C	3.51	1.52	1.40
20	B	803	CLA	C4C-C3C	-3.51	1.39	1.45
20	3	312	CLA	CHC-C1C	3.50	1.47	1.39
20	L	207	CLA	C4B-CHC	3.50	1.50	1.41
20	A	820	CLA	C4C-C3C	-3.50	1.39	1.45
20	L	203	CLA	C4B-CHC	3.50	1.50	1.41
20	4	306	CLA	CHD-C1D	3.50	1.45	1.38
22	3	314	BCR	C20-C19	-3.50	1.25	1.34

Continued on next page...

Continued from previous page...

Mol	Chain	Res	Type	Atoms	Z	Observed(Å)	Ideal(Å)
20	B	824	CLA	C4B-CHC	3.50	1.50	1.41
20	L	201	CLA	MG-ND	-3.49	1.98	2.05
20	B	806	CLA	C4C-C3C	-3.49	1.39	1.45
20	G	102	CLA	C1C-NC	-3.49	1.32	1.37
22	I	103	BCR	C38-C26	-3.49	1.45	1.50
20	A	834	CLA	C4B-CHC	3.48	1.50	1.41
20	B	803	CLA	C3B-C2B	-3.48	1.35	1.40
20	3	302	CLA	MG-NA	-3.48	1.98	2.06
20	2	302	CLA	C4B-CHC	3.48	1.50	1.41
20	B	821	CLA	C1D-C2D	-3.48	1.38	1.45
20	B	807	CLA	C1C-C2C	-3.47	1.37	1.44
20	2	305	CLA	C4C-C3C	-3.47	1.39	1.45
20	F	206	CLA	O2A-CGA	3.47	1.43	1.33
20	4	309	CLA	CHC-C1C	3.46	1.47	1.39
20	2	309	CLA	MG-NA	-3.46	1.98	2.06
20	B	827	CLA	OBD-CAD	3.46	1.28	1.22
20	A	851	CLA	C4B-CHC	3.46	1.50	1.41
22	J	102	BCR	C20-C19	-3.45	1.25	1.34
20	B	833	CLA	C4C-C3C	-3.45	1.39	1.45
22	B	852	BCR	C30-C25	-3.45	1.49	1.53
20	A	802	CLA	CHB-C4A	-3.45	1.32	1.35
20	F	205	CLA	C4B-CHC	3.45	1.50	1.41
20	A	837	CLA	MG-NA	-3.45	1.98	2.06
20	2	322	CLA	O2A-CGA	3.45	1.43	1.33
20	3	306	CLA	MG-NA	-3.45	1.98	2.06
20	4	302	CLA	C1C-C2C	-3.45	1.37	1.44
20	1	215	CLA	C3B-C2B	-3.44	1.35	1.40
22	F	202	BCR	C20-C19	-3.44	1.25	1.34
22	B	842	BCR	C20-C19	-3.44	1.25	1.34
20	B	831	CLA	C4C-C3C	-3.44	1.39	1.45
20	3	318	CLA	C4B-CHC	3.44	1.50	1.41
20	3	307	CLA	MG-NA	-3.43	1.98	2.06
20	4	307	CLA	CAA-C2A	-3.43	1.47	1.54
20	A	812	CLA	OBD-CAD	3.43	1.28	1.22
20	4	319	CLA	C4B-CHC	3.43	1.50	1.41
20	B	803	CLA	C4B-CHC	3.42	1.50	1.41
20	A	814	CLA	C4B-CHC	3.42	1.50	1.41
20	F	206	CLA	C4B-CHC	3.42	1.50	1.41
20	B	805	CLA	C1C-C2C	-3.42	1.37	1.44
20	B	849	CLA	C1D-ND	-3.42	1.33	1.37
20	4	308	CLA	C4B-CHC	3.42	1.50	1.41
20	4	310	CLA	C1B-NB	-3.42	1.29	1.35

Continued on next page...

Continued from previous page...

Mol	Chain	Res	Type	Atoms	Z	Observed(Å)	Ideal(Å)
20	A	829	CLA	C4B-CHC	3.41	1.50	1.41
22	A	845	BCR	C20-C19	-3.41	1.25	1.34
20	4	310	CLA	CHC-C1C	3.41	1.47	1.39
20	B	829	CLA	OBD-CAD	3.41	1.28	1.22
20	A	817	CLA	C4C-C3C	-3.41	1.39	1.45
20	B	840	CLA	C4B-CHC	3.41	1.50	1.41
22	I	101	BCR	C26-C25	-3.40	1.28	1.34
20	4	316	CLA	C1D-C2D	-3.40	1.38	1.45
20	B	831	CLA	C4B-CHC	3.40	1.50	1.41
22	I	103	BCR	C20-C19	-3.40	1.25	1.34
20	A	840	CLA	C4B-CHC	3.40	1.50	1.41
20	R	107	CLA	C4B-CHC	3.40	1.50	1.41
20	A	852	CLA	C4C-C3C	-3.40	1.39	1.45
20	2	311	CLA	C4B-CHC	3.39	1.50	1.41
20	A	824	CLA	OBD-CAD	3.39	1.28	1.22
22	L	210	BCR	C30-C25	-3.39	1.49	1.53
20	A	807	CLA	C1D-ND	-3.39	1.33	1.37
20	L	202	CLA	C4B-CHC	3.39	1.50	1.41
20	A	801	CLA	OBD-CAD	3.39	1.28	1.22
20	R	108	CLA	C1D-C2D	-3.39	1.38	1.45
20	B	838	CLA	C4B-CHC	3.38	1.50	1.41
22	F	203	BCR	C29-C30	-3.38	1.46	1.54
20	2	305	CLA	C4B-CHC	3.38	1.50	1.41
20	K	102	CLA	O2A-CGA	3.38	1.43	1.33
20	4	304	CLA	CHB-C4A	-3.37	1.29	1.33
20	B	820	CLA	C4B-CHC	3.37	1.50	1.41
20	1	201	CLA	MG-NA	-3.37	1.98	2.06
20	3	302	CLA	O2A-CGA	3.37	1.43	1.33
20	B	808	CLA	C4C-C3C	-3.36	1.39	1.45
21	4	321	LMU	O1'-C1'	3.36	1.45	1.40
20	4	303	CLA	C4B-CHC	3.36	1.50	1.41
20	2	316	CLA	C4C-C3C	-3.36	1.39	1.45
20	L	201	CLA	CHB-C4A	-3.36	1.29	1.33
20	A	811	CLA	C1C-C2C	-3.35	1.37	1.44
22	A	843	BCR	C20-C19	-3.35	1.25	1.34
20	1	215	CLA	MG-NA	-3.35	1.98	2.06
20	1	214	CLA	CHD-C4C	3.34	1.51	1.40
20	A	804	CLA	C4C-C3C	-3.34	1.39	1.45
20	B	810	CLA	C4B-CHC	3.34	1.50	1.41
20	A	819	CLA	OBD-CAD	3.34	1.28	1.22
20	3	307	CLA	CHD-C4C	3.34	1.51	1.40
20	K	101	CLA	C1C-C2C	-3.34	1.37	1.44

Continued on next page...

Continued from previous page...

Mol	Chain	Res	Type	Atoms	Z	Observed(Å)	Ideal(Å)
20	F	204	CLA	C4B-CHC	3.33	1.50	1.41
20	2	315	CLA	CHD-C4C	3.33	1.51	1.40
20	3	319	CLA	C4C-NC	-3.33	1.30	1.37
20	4	312	CLA	CHD-C4C	3.33	1.51	1.40
20	1	205	CLA	CHB-C4A	-3.33	1.32	1.35
20	3	306	CLA	CHD-C4C	3.33	1.51	1.40
22	B	852	BCR	C40-C30	-3.33	1.47	1.53
20	A	839	CLA	MG-ND	-3.33	1.99	2.05
20	4	313	CLA	C4B-CHC	3.32	1.50	1.44
20	3	303	CLA	C3C-C4C	-3.32	1.35	1.43
20	B	829	CLA	C4B-CHC	3.32	1.50	1.41
20	A	818	CLA	C3B-C2B	-3.31	1.35	1.40
20	A	806	CLA	C4B-CHC	3.31	1.50	1.41
20	A	815	CLA	C1D-C2D	-3.31	1.38	1.45
20	A	830	CLA	C1C-C2C	-3.31	1.37	1.44
20	4	313	CLA	MG-NA	-3.31	1.98	2.06
20	1	214	CLA	C4B-CHC	3.31	1.50	1.44
20	H	101	CLA	CBD-CGD	-3.30	1.42	1.52
20	B	805	CLA	C4C-C3C	-3.30	1.39	1.45
20	A	818	CLA	OBD-CAD	3.30	1.28	1.22
20	A	824	CLA	C4B-CHC	3.30	1.50	1.41
20	B	851	CLA	C4B-CHC	3.30	1.50	1.41
20	1	212	CLA	CHD-C4C	3.30	1.51	1.40
20	3	301	CLA	OBD-CAD	3.30	1.28	1.22
20	2	311	CLA	OBD-CAD	3.29	1.28	1.22
20	1	202	CLA	C3B-C2B	-3.29	1.35	1.40
20	4	309	CLA	C4C-NC	-3.29	1.31	1.37
20	B	816	CLA	C4B-CHC	3.29	1.50	1.41
20	4	307	CLA	C1C-NC	-3.29	1.32	1.37
20	A	833	CLA	C1C-C2C	-3.28	1.37	1.44
20	4	309	CLA	C4B-NB	-3.28	1.29	1.35
20	A	841	CLA	C4C-C3C	-3.28	1.39	1.45
20	2	322	CLA	MG-ND	-3.28	1.99	2.05
20	A	836	CLA	C4B-CHC	3.28	1.50	1.41
20	3	305	CLA	CHC-C1C	3.28	1.47	1.39
20	1	215	CLA	C1D-ND	-3.28	1.33	1.37
20	A	850	CLA	OBD-CAD	3.28	1.28	1.22
20	A	802	CLA	CHD-C1D	3.28	1.46	1.38
20	2	308	CLA	C4B-CHC	3.27	1.50	1.41
20	4	308	CLA	OBD-CAD	3.27	1.28	1.22
20	B	814	CLA	C4C-C3C	-3.27	1.39	1.45
20	R	108	CLA	MG-NA	-3.27	1.98	2.06

Continued on next page...

Continued from previous page...

Mol	Chain	Res	Type	Atoms	Z	Observed(Å)	Ideal(Å)
20	H	103	CLA	C4B-CHC	3.27	1.50	1.41
20	4	304	CLA	C1D-C2D	-3.26	1.38	1.45
20	B	811	CLA	MG-NA	-3.26	1.98	2.06
20	B	830	CLA	OBD-CAD	3.26	1.28	1.22
20	B	811	CLA	C3D-CAD	-3.26	1.34	1.45
20	A	839	CLA	OBD-CAD	3.26	1.28	1.22
22	B	852	BCR	C39-C30	-3.25	1.47	1.53
20	A	804	CLA	C4B-CHC	3.25	1.50	1.41
20	A	813	CLA	OBD-CAD	3.25	1.28	1.22
20	K	102	CLA	C1D-C2D	-3.24	1.38	1.45
20	1	202	CLA	C1D-C2D	-3.24	1.38	1.45
20	L	209	CLA	C4C-C3C	-3.24	1.39	1.45
20	A	836	CLA	OBD-CAD	3.24	1.28	1.22
20	A	816	CLA	MG-NA	-3.24	1.98	2.06
20	B	822	CLA	C4B-CHC	3.24	1.50	1.41
20	1	206	CLA	C4C-C3C	-3.24	1.39	1.45
20	1	207	CLA	C2A-C1A	-3.23	1.44	1.52
20	A	813	CLA	C4C-C3C	-3.23	1.39	1.45
20	K	108	CLA	C4B-CHC	3.23	1.50	1.41
20	B	834	CLA	C4C-C3C	-3.23	1.39	1.45
20	A	828	CLA	C4B-CHC	3.23	1.50	1.41
20	A	825	CLA	C1C-C2C	-3.23	1.38	1.44
20	J	101	CLA	C1C-C2C	-3.23	1.38	1.44
20	A	823	CLA	C4B-CHC	3.23	1.50	1.41
20	3	302	CLA	C1D-C2D	-3.22	1.39	1.45
20	A	815	CLA	MG-ND	-3.22	1.99	2.05
20	K	102	CLA	C4B-CHC	3.22	1.49	1.41
20	4	316	CLA	CBD-CGD	-3.22	1.42	1.52
20	1	215	CLA	MG-ND	-3.22	1.99	2.05
20	1	205	CLA	C3D-C4D	-3.21	1.36	1.44
22	B	852	BCR	C29-C30	-3.21	1.46	1.54
20	2	306	CLA	C3D-C4D	-3.21	1.36	1.44
20	4	310	CLA	C4B-NB	-3.21	1.29	1.35
20	2	315	CLA	C4B-CHC	3.21	1.50	1.44
20	A	823	CLA	OBD-CAD	3.21	1.28	1.22
20	2	304	CLA	CHD-C1D	3.21	1.46	1.38
20	B	830	CLA	C4C-C3C	-3.21	1.39	1.45
20	B	811	CLA	C1D-ND	-3.20	1.33	1.37
20	A	831	CLA	OBD-CAD	3.20	1.28	1.22
20	A	851	CLA	C4C-C3C	-3.20	1.39	1.45
21	H	108	LMU	O5B-C5B	-3.20	1.36	1.44
20	R	108	CLA	C1D-ND	-3.20	1.33	1.37

Continued on next page...

Continued from previous page...

Mol	Chain	Res	Type	Atoms	Z	Observed(Å)	Ideal(Å)
20	A	832	CLA	OBD-CAD	3.20	1.28	1.22
20	A	831	CLA	C1C-C2C	-3.20	1.38	1.44
20	B	803	CLA	C1D-ND	-3.20	1.33	1.37
20	1	204	CLA	C4B-CHC	3.20	1.49	1.41
20	1	204	CLA	C4C-C3C	-3.20	1.39	1.45
20	3	308	CLA	CHB-C4A	3.20	1.36	1.33
20	A	816	CLA	C4B-CHC	3.20	1.49	1.41
20	B	825	CLA	C4C-C3C	-3.19	1.39	1.45
20	B	849	CLA	C4C-C3C	-3.19	1.39	1.45
20	A	802	CLA	C3C-C4C	-3.19	1.35	1.43
20	A	827	CLA	C4B-CHC	3.19	1.49	1.41
20	A	850	CLA	C3B-C2B	-3.19	1.36	1.40
20	B	821	CLA	O2A-CGA	3.19	1.42	1.33
20	1	211	CLA	MG-NA	-3.18	1.98	2.06
20	B	810	CLA	OBD-CAD	3.18	1.28	1.22
20	3	309	CLA	CHD-C4C	3.18	1.51	1.40
20	4	310	CLA	C2B-C1B	-3.18	1.34	1.39
20	2	315	CLA	MG-NA	-3.18	1.98	2.06
20	B	807	CLA	C4C-C3C	-3.18	1.39	1.45
20	2	309	CLA	CHA-C1A	3.18	1.50	1.41
20	A	832	CLA	C4B-CHC	3.17	1.49	1.41
20	3	311	CLA	C1D-C2D	-3.17	1.39	1.45
20	B	819	CLA	C4C-C3C	-3.17	1.39	1.45
20	4	304	CLA	C1C-NC	-3.17	1.32	1.37
20	K	108	CLA	C1C-C2C	-3.17	1.38	1.44
20	B	823	CLA	C4B-CHC	3.16	1.49	1.41
20	A	821	CLA	CHB-C4A	3.16	1.36	1.33
20	B	811	CLA	C4B-CHC	3.16	1.49	1.41
20	4	306	CLA	O2A-CGA	3.16	1.42	1.33
20	K	101	CLA	MG-NA	-3.16	1.98	2.06
20	3	303	CLA	C3D-C4D	-3.16	1.36	1.44
20	A	816	CLA	C1C-C2C	-3.16	1.38	1.44
20	1	208	CLA	C1B-NB	-3.16	1.29	1.35
20	4	307	CLA	O2A-CGA	3.16	1.42	1.33
22	B	845	BCR	C30-C25	-3.15	1.49	1.53
20	4	306	CLA	C3B-C2B	-3.15	1.36	1.40
20	3	302	CLA	C1C-C2C	-3.15	1.38	1.44
20	A	808	CLA	C3B-C2B	-3.15	1.36	1.40
20	B	838	CLA	C1C-C2C	-3.15	1.38	1.44
20	B	804	CLA	C4B-CHC	3.15	1.49	1.41
21	G	101	LMU	O5B-C5B	-3.15	1.36	1.44
20	4	313	CLA	C3D-C4D	-3.14	1.36	1.44

Continued on next page...

Continued from previous page...

Mol	Chain	Res	Type	Atoms	Z	Observed(Å)	Ideal(Å)
20	A	829	CLA	OBD-CAD	3.14	1.27	1.22
20	A	851	CLA	OBD-CAD	3.14	1.27	1.22
22	B	852	BCR	C31-C1	-3.14	1.47	1.53
20	B	812	CLA	C4B-CHC	3.14	1.49	1.41
20	3	310	CLA	C2C-C1C	-3.14	1.35	1.43
20	A	827	CLA	C3B-C2B	-3.14	1.36	1.40
20	B	850	CLA	C4C-C3C	-3.13	1.39	1.45
20	A	813	CLA	C1C-C2C	-3.13	1.38	1.44
20	B	823	CLA	C1C-C2C	-3.13	1.38	1.44
20	3	302	CLA	OBD-CAD	3.13	1.27	1.22
20	4	319	CLA	OBD-CAD	3.13	1.27	1.22
20	H	109	CLA	C4C-C3C	-3.13	1.39	1.45
20	H	101	CLA	C3A-C2A	-3.13	1.46	1.54
20	3	313	CLA	C1D-C2D	-3.13	1.39	1.45
20	B	811	CLA	O2A-CGA	3.13	1.42	1.33
20	3	312	CLA	C2C-C1C	-3.12	1.35	1.43
20	B	817	CLA	OBD-CAD	3.12	1.27	1.22
20	J	103	CLA	C4B-CHC	3.12	1.49	1.41
20	A	825	CLA	C4B-CHC	3.12	1.49	1.41
22	I	101	BCR	C1-C6	-3.12	1.49	1.53
20	1	202	CLA	O2A-CGA	3.12	1.42	1.33
21	F	201	LMU	C3'-C4'	-3.11	1.43	1.52
20	H	109	CLA	C4B-CHC	3.11	1.49	1.41
20	B	826	CLA	C1D-C2D	-3.11	1.39	1.45
20	A	821	CLA	C4B-CHC	3.11	1.49	1.41
20	A	807	CLA	O2A-CGA	3.11	1.42	1.33
20	B	817	CLA	C4B-CHC	3.11	1.49	1.41
20	4	304	CLA	OBD-CAD	3.11	1.27	1.22
20	4	315	CLA	CHD-C4C	3.11	1.50	1.40
20	1	207	CLA	C4C-C3C	-3.11	1.39	1.45
20	A	815	CLA	MG-NC	-3.10	1.98	2.06
20	2	309	CLA	CHD-C4C	3.10	1.50	1.40
20	4	315	CLA	C4B-CHC	3.10	1.50	1.44
20	4	316	CLA	O2D-CGD	3.10	1.40	1.33
20	3	309	CLA	MG-NA	-3.09	1.98	2.06
20	A	836	CLA	C4C-C3C	-3.09	1.39	1.45
20	4	302	CLA	MG-NA	-3.09	1.98	2.06
20	3	316	CLA	CHA-C1A	3.09	1.50	1.41
21	F	201	LMU	C4'-C5'	-3.08	1.44	1.52
20	F	206	CLA	C1D-C2D	-3.08	1.39	1.45
20	4	306	CLA	MG-ND	-3.08	1.99	2.05
20	A	810	CLA	C4C-C3C	-3.08	1.39	1.45

Continued on next page...

Continued from previous page...

Mol	Chain	Res	Type	Atoms	Z	Observed(Å)	Ideal(Å)
20	2	322	CLA	C1C-C2C	-3.07	1.38	1.44
20	2	301	CLA	C2B-C1B	-3.07	1.34	1.39
20	2	301	CLA	C4B-NB	-3.06	1.30	1.35
20	B	838	CLA	C4C-C3C	-3.06	1.39	1.45
20	A	841	CLA	C4B-CHC	3.06	1.49	1.41
20	3	310	CLA	C3D-C4D	-3.06	1.36	1.44
20	J	101	CLA	MG-NA	-3.06	1.99	2.06
20	B	836	CLA	OBD-CAD	3.06	1.27	1.22
20	B	851	CLA	OBD-CAD	3.06	1.27	1.22
20	1	202	CLA	C1C-NC	-3.05	1.33	1.37
20	2	322	CLA	C4B-CHC	3.05	1.49	1.41
20	B	836	CLA	C1C-C2C	-3.05	1.38	1.44
20	A	835	CLA	C4B-CHC	3.04	1.49	1.41
20	B	829	CLA	C4C-C3C	-3.04	1.39	1.45
22	I	101	BCR	C4-C5	-3.04	1.45	1.51
20	A	838	CLA	C1D-ND	-3.04	1.33	1.37
20	3	310	CLA	CHC-C1C	3.04	1.46	1.39
22	3	314	BCR	C1-C6	-3.04	1.49	1.53
20	A	830	CLA	C4B-CHC	3.04	1.49	1.41
20	J	101	CLA	C4B-CHC	3.04	1.49	1.41
20	J	103	CLA	C1C-C2C	-3.03	1.38	1.44
20	A	816	CLA	C1D-C2D	-3.03	1.39	1.45
22	F	203	BCR	C39-C30	-3.03	1.48	1.53
20	1	204	CLA	MG-NA	-3.03	1.99	2.06
20	3	303	CLA	C2C-C1C	-3.03	1.35	1.43
20	A	835	CLA	C4C-C3C	-3.03	1.39	1.45
20	A	801	CLA	C4B-CHC	3.02	1.49	1.41
20	4	312	CLA	C4B-CHC	3.02	1.50	1.44
20	A	812	CLA	C4C-C3C	-3.02	1.39	1.45
20	K	101	CLA	C4B-CHC	3.02	1.49	1.41
20	B	851	CLA	C1C-C2C	-3.02	1.38	1.44
22	B	843	BCR	C1-C6	-3.02	1.49	1.53
20	B	818	CLA	OBD-CAD	3.01	1.27	1.22
20	A	813	CLA	C4B-CHC	3.01	1.49	1.41
20	1	208	CLA	CHD-C4C	3.01	1.50	1.40
20	K	102	CLA	C1C-NC	-3.01	1.33	1.37
20	1	215	CLA	O2A-CGA	3.01	1.42	1.33
20	B	828	CLA	C1D-ND	-3.01	1.33	1.37
20	B	807	CLA	C4B-CHC	3.01	1.49	1.41
20	B	832	CLA	C1D-C2D	-3.01	1.39	1.45
20	4	310	CLA	CHB-C4A	-3.00	1.32	1.35
20	A	814	CLA	C1C-C2C	-3.00	1.38	1.44

Continued on next page...

Continued from previous page...

Mol	Chain	Res	Type	Atoms	Z	Observed(Å)	Ideal(Å)
20	2	316	CLA	C4B-CHC	3.00	1.49	1.41
20	3	305	CLA	C3D-C4D	-3.00	1.36	1.44
20	4	310	CLA	MG-ND	-3.00	1.99	2.05
20	2	316	CLA	C1C-C2C	-3.00	1.38	1.44
20	K	103	CLA	C4C-C3C	-3.00	1.39	1.45
21	A	849	LMU	O1'-C1'	3.00	1.45	1.40
22	B	846	BCR	C1-C6	-2.99	1.50	1.53
20	4	304	CLA	C1D-ND	-2.99	1.33	1.37
20	G	102	CLA	C1D-C2D	-2.99	1.39	1.45
22	A	847	BCR	C1-C6	-2.99	1.50	1.53
20	2	306	CLA	C2C-C1C	-2.98	1.36	1.43
20	4	302	CLA	C4B-CHC	2.98	1.49	1.41
20	4	316	CLA	C4B-CHC	2.98	1.49	1.41
20	1	204	CLA	C1C-C2C	-2.98	1.38	1.44
22	F	203	BCR	C40-C30	-2.98	1.48	1.53
20	3	310	CLA	CHA-C1A	2.98	1.49	1.41
20	3	320	CLA	C4B-CHC	2.98	1.50	1.44
20	G	102	CLA	C4B-CHC	2.97	1.49	1.41
20	B	821	CLA	C4B-CHC	2.97	1.49	1.41
20	B	838	CLA	MG-NA	-2.96	1.99	2.06
20	A	824	CLA	C1C-C2C	-2.96	1.38	1.44
20	B	811	CLA	O2D-CGD	2.96	1.40	1.33
20	B	814	CLA	C1C-C2C	-2.96	1.38	1.44
20	4	306	CLA	C4B-CHC	2.96	1.49	1.41
20	1	208	CLA	C2C-C1C	-2.95	1.36	1.43
20	A	801	CLA	CMA-C3A	2.95	1.59	1.53
20	3	319	CLA	CHD-C1D	2.95	1.45	1.38
20	L	201	CLA	C4D-CHA	-2.95	1.28	1.38
20	L	209	CLA	CBD-CAD	-2.95	1.43	1.56
20	A	808	CLA	C4B-CHC	2.95	1.49	1.41
20	3	305	CLA	C1B-NB	-2.95	1.30	1.35
20	A	831	CLA	C4B-CHC	2.95	1.49	1.41
20	3	306	CLA	CHA-C1A	2.94	1.49	1.41
20	4	311	CLA	C1B-CHB	2.94	1.49	1.41
20	B	837	CLA	OBD-CAD	2.94	1.27	1.22
20	A	852	CLA	C1C-C2C	-2.94	1.38	1.44
20	B	835	CLA	C1B-CHB	2.94	1.49	1.41
20	B	821	CLA	C2A-C1A	-2.93	1.45	1.52
20	B	826	CLA	C1B-CHB	2.93	1.49	1.41
20	H	101	CLA	C1C-NC	-2.93	1.33	1.37
20	R	108	CLA	OBD-CAD	2.93	1.27	1.22
20	3	313	CLA	MG-ND	-2.93	2.00	2.05

Continued on next page...

Continued from previous page...

Mol	Chain	Res	Type	Atoms	Z	Observed(Å)	Ideal(Å)
20	2	310	CLA	CHD-C4C	2.93	1.50	1.40
20	J	103	CLA	MG-NA	-2.93	1.99	2.06
20	B	813	CLA	C4C-C3C	-2.92	1.40	1.45
20	F	206	CLA	CAA-C2A	-2.92	1.48	1.54
20	B	823	CLA	MG-NA	-2.92	1.99	2.06
20	3	305	CLA	C1C-NC	-2.92	1.31	1.38
20	A	816	CLA	C3D-CAD	-2.92	1.35	1.45
21	H	104	LMU	O1'-C1'	2.92	1.45	1.40
21	2	318	LMU	O1'-C1'	2.92	1.45	1.40
20	B	808	CLA	O2A-CGA	2.92	1.41	1.33
20	3	308	CLA	C4B-CHC	2.92	1.49	1.41
20	3	305	CLA	CHD-C4C	2.92	1.50	1.40
20	A	818	CLA	C4B-CHC	2.92	1.49	1.41
20	A	815	CLA	C3A-C4A	-2.92	1.42	1.51
20	3	307	CLA	CHA-C1A	2.91	1.49	1.41
20	A	816	CLA	O2A-CGA	2.91	1.41	1.33
20	2	306	CLA	C3C-C4C	-2.91	1.36	1.43
20	4	318	CLA	O2A-CGA	2.91	1.41	1.33
20	2	304	CLA	C2D-C1D	-2.91	1.36	1.44
20	A	834	CLA	C1D-ND	-2.91	1.34	1.37
20	1	215	CLA	OBD-CAD	2.91	1.27	1.22
22	L	210	BCR	C40-C30	-2.91	1.48	1.53
20	A	815	CLA	C2A-C1A	-2.90	1.45	1.52
20	1	210	CLA	MG-NA	-2.90	1.99	2.06
20	1	212	CLA	CHB-C4A	-2.90	1.32	1.35
20	R	107	CLA	OBD-CAD	2.90	1.27	1.22
20	L	203	CLA	C1B-CHB	2.90	1.49	1.41
20	A	805	CLA	C4B-CHC	2.90	1.49	1.41
20	A	812	CLA	C1C-C2C	-2.90	1.38	1.44
20	3	312	CLA	C4B-CHC	2.89	1.50	1.44
20	A	815	CLA	CAA-C2A	-2.89	1.48	1.54
20	B	839	CLA	C3B-C2B	-2.89	1.36	1.40
20	1	206	CLA	C1B-CHB	2.89	1.49	1.41
20	1	210	CLA	C3D-C2D	-2.89	1.31	1.39
20	4	309	CLA	C3D-C4D	-2.89	1.37	1.44
22	A	846	BCR	C30-C25	-2.88	1.50	1.53
22	I	101	BCR	C32-C1	-2.88	1.48	1.53
21	2	313	LMU	O1'-C1'	2.88	1.45	1.40
20	A	834	CLA	C1C-C2C	-2.88	1.38	1.44
20	A	835	CLA	C1C-C2C	-2.87	1.38	1.44
20	3	311	CLA	C1B-CHB	2.87	1.49	1.41
20	B	827	CLA	C4B-CHC	2.87	1.49	1.41

Continued on next page...

Continued from previous page...

Mol	Chain	Res	Type	Atoms	Z	Observed(Å)	Ideal(Å)
20	A	835	CLA	MG-NA	-2.87	1.99	2.06
22	B	852	BCR	C4-C5	-2.87	1.45	1.51
20	4	315	CLA	CHA-C1A	2.87	1.49	1.41
20	A	806	CLA	C1C-C2C	-2.86	1.38	1.44
20	B	805	CLA	C4B-CHC	2.86	1.48	1.41
20	B	835	CLA	OBD-CAD	2.86	1.27	1.22
20	A	801	CLA	C1C-C2C	-2.86	1.38	1.44
20	A	802	CLA	C4B-CHC	2.86	1.49	1.44
20	1	210	CLA	C1B-CHB	2.86	1.48	1.41
20	3	311	CLA	MG-NA	-2.85	1.99	2.06
21	R	101	LMU	O2B-C2B	2.85	1.50	1.43
20	1	214	CLA	CHA-C1A	2.85	1.49	1.41
20	A	826	CLA	C1C-C2C	-2.85	1.38	1.44
20	L	201	CLA	C1C-C2C	-2.85	1.38	1.44
20	A	852	CLA	MG-NA	-2.85	1.99	2.06
20	A	803	CLA	C4B-CHC	2.85	1.48	1.41
20	1	212	CLA	C3D-C4D	-2.85	1.37	1.44
20	B	821	CLA	CHB-C4A	-2.85	1.30	1.33
20	3	319	CLA	C1C-NC	-2.85	1.32	1.38
20	A	803	CLA	C1C-C2C	-2.85	1.38	1.44
20	4	305	CLA	C4B-CHC	2.85	1.48	1.41
20	2	307	CLA	C1D-ND	-2.84	1.34	1.37
21	H	104	LMU	O3B-C3B	2.84	1.50	1.43
20	B	821	CLA	C3D-CAD	-2.84	1.35	1.45
20	A	821	CLA	C1B-CHB	2.84	1.48	1.41
20	1	208	CLA	C2B-C1B	-2.84	1.35	1.39
21	B	802	LMU	O5B-C5B	-2.84	1.37	1.44
20	2	310	CLA	MG-NA	-2.84	1.99	2.06
20	1	216	CLA	C3D-C4D	-2.84	1.37	1.44
20	B	805	CLA	MG-NA	-2.83	1.99	2.06
20	R	108	CLA	C3D-CAD	-2.83	1.35	1.45
20	3	303	CLA	C1C-NC	-2.83	1.32	1.38
20	4	307	CLA	CAC-C3C	-2.83	1.43	1.51
20	B	824	CLA	C1C-C2C	-2.83	1.38	1.44
20	4	318	CLA	C1C-NC	-2.82	1.33	1.37
20	A	826	CLA	C4C-C3C	-2.82	1.40	1.45
20	2	301	CLA	C1B-NB	-2.82	1.30	1.35
20	A	805	CLA	C1C-C2C	-2.81	1.38	1.44
20	3	305	CLA	C2C-C1C	-2.81	1.36	1.43
20	B	825	CLA	C1C-C2C	-2.81	1.38	1.44
20	4	318	CLA	C3A-C2A	-2.81	1.46	1.54
20	4	316	CLA	C1D-ND	-2.81	1.34	1.37

Continued on next page...

Continued from previous page...

Mol	Chain	Res	Type	Atoms	Z	Observed(Å)	Ideal(Å)
20	1	211	CLA	CHA-C1A	2.81	1.49	1.41
20	3	305	CLA	C3C-C4C	-2.81	1.36	1.43
20	4	305	CLA	C1C-C2C	-2.80	1.38	1.44
20	H	101	CLA	C3D-CAD	-2.80	1.35	1.45
20	A	833	CLA	C4B-CHC	2.80	1.48	1.41
20	B	835	CLA	C4B-CHC	2.80	1.48	1.41
20	1	211	CLA	C4B-CHC	2.79	1.49	1.44
20	3	316	CLA	MG-NA	-2.79	1.99	2.06
20	3	319	CLA	C3C-C4C	-2.79	1.36	1.43
20	A	802	CLA	C3D-C4D	-2.79	1.37	1.44
20	F	204	CLA	C1C-C2C	-2.79	1.38	1.44
20	4	307	CLA	C4D-CHA	-2.79	1.29	1.38
20	A	816	CLA	CHB-C4A	-2.79	1.30	1.33
20	4	308	CLA	C1C-C2C	-2.78	1.38	1.44
20	A	807	CLA	MG-NA	-2.78	1.99	2.06
20	B	808	CLA	C1C-C2C	-2.78	1.38	1.44
20	A	828	CLA	C3B-C2B	-2.78	1.36	1.40
20	B	839	CLA	MG-NA	-2.78	1.99	2.06
20	A	811	CLA	C4C-C3C	-2.78	1.40	1.45
20	H	101	CLA	C4B-CHC	2.78	1.48	1.41
20	2	309	CLA	C4B-CHC	2.78	1.49	1.44
20	2	312	CLA	C4C-C3C	-2.78	1.40	1.45
20	3	313	CLA	C1D-ND	-2.77	1.34	1.37
20	4	318	CLA	C3D-CAD	-2.77	1.36	1.45
22	B	852	BCR	C2-C1	-2.76	1.47	1.54
20	B	827	CLA	C1C-C2C	-2.76	1.38	1.44
22	I	101	BCR	C29-C30	-2.76	1.47	1.54
20	B	810	CLA	C4C-C3C	-2.76	1.40	1.45
20	F	205	CLA	C1C-C2C	-2.76	1.38	1.44
20	K	103	CLA	C1B-CHB	2.76	1.48	1.41
20	B	839	CLA	C4B-CHC	2.76	1.48	1.41
20	A	804	CLA	C1C-C2C	-2.76	1.38	1.44
20	A	819	CLA	C1C-C2C	-2.76	1.38	1.44
20	4	313	CLA	CHD-C4C	2.76	1.49	1.40
20	3	309	CLA	CHB-C4A	-2.76	1.32	1.35
20	A	816	CLA	C1D-ND	-2.76	1.34	1.37
20	A	816	CLA	C1C-NC	-2.75	1.33	1.37
21	C	101	LMU	O1'-C1'	2.75	1.44	1.40
20	F	204	CLA	C3A-C2A	-2.75	1.52	1.54
21	H	106	LMU	O5'-C5'	-2.75	1.37	1.44
20	A	834	CLA	C4C-C3C	-2.75	1.40	1.45
20	4	316	CLA	C3D-CAD	-2.74	1.36	1.45

Continued on next page...

Continued from previous page...

Mol	Chain	Res	Type	Atoms	Z	Observed(Å)	Ideal(Å)
20	2	322	CLA	C1D-C2D	-2.74	1.39	1.45
20	3	307	CLA	C4B-CHC	2.74	1.49	1.44
20	4	319	CLA	C1C-C2C	-2.74	1.39	1.44
20	3	313	CLA	C3D-CAD	-2.74	1.36	1.45
20	A	807	CLA	C3A-C2A	-2.74	1.47	1.54
20	B	817	CLA	C1D-ND	-2.74	1.34	1.37
20	L	207	CLA	C1B-CHB	2.73	1.48	1.41
20	4	310	CLA	CHD-C4C	2.73	1.49	1.40
20	A	804	CLA	C3B-C2B	-2.73	1.36	1.40
20	B	806	CLA	C4B-CHC	2.73	1.48	1.41
20	A	808	CLA	MG-NA	-2.73	1.99	2.06
21	R	105	LMU	O1'-C1'	2.73	1.44	1.40
20	3	319	CLA	C4B-CHC	2.73	1.49	1.44
20	B	839	CLA	C1D-ND	-2.73	1.34	1.37
20	H	101	CLA	C3B-C2B	-2.73	1.36	1.40
22	B	842	BCR	C30-C25	-2.72	1.50	1.53
22	B	852	BCR	C10-C9	-2.72	1.29	1.35
20	A	803	CLA	C3B-C2B	-2.72	1.36	1.40
20	A	839	CLA	C4B-CHC	2.72	1.48	1.41
20	B	827	CLA	MG-NA	-2.72	1.99	2.06
20	A	808	CLA	C1D-ND	-2.72	1.34	1.37
20	A	834	CLA	C1B-CHB	2.72	1.48	1.41
22	B	844	BCR	C20-C19	-2.72	1.27	1.34
20	3	320	CLA	CHA-C1A	2.72	1.49	1.41
20	B	820	CLA	C1C-C2C	-2.72	1.39	1.44
20	2	301	CLA	C1C-NC	-2.72	1.32	1.38
20	2	306	CLA	CHD-C4C	2.72	1.49	1.40
20	B	815	CLA	C1C-C2C	-2.72	1.39	1.44
20	H	101	CLA	C1D-ND	-2.72	1.34	1.37
20	A	806	CLA	C4C-C3C	-2.72	1.40	1.45
20	A	807	CLA	C3D-CAD	-2.72	1.36	1.45
22	L	210	BCR	C31-C1	-2.72	1.48	1.53
20	B	831	CLA	C1C-NC	-2.72	1.33	1.37
20	B	821	CLA	O2D-CGD	2.71	1.39	1.33
20	3	308	CLA	C1B-CHB	2.71	1.48	1.41
20	4	304	CLA	O2A-CGA	2.71	1.41	1.33
20	H	103	CLA	C4C-C3C	-2.71	1.40	1.45
20	2	302	CLA	C1C-C2C	-2.71	1.39	1.44
20	B	821	CLA	MG-ND	-2.71	2.00	2.05
20	3	301	CLA	C1B-CHB	2.71	1.48	1.41
20	B	830	CLA	C1C-C2C	-2.71	1.39	1.44
20	A	821	CLA	C1C-C2C	-2.71	1.39	1.44

Continued on next page...

Continued from previous page...

Mol	Chain	Res	Type	Atoms	Z	Observed(Å)	Ideal(Å)
20	3	319	CLA	C2C-C1C	-2.70	1.36	1.43
22	B	852	BCR	C34-C9	-2.70	1.45	1.50
20	L	201	CLA	C3D-CAD	-2.70	1.36	1.45
20	B	818	CLA	C4C-C3C	-2.70	1.40	1.45
20	A	822	CLA	C4C-C3C	-2.70	1.40	1.45
20	4	308	CLA	C4C-C3C	-2.70	1.39	1.44
20	4	310	CLA	C3D-C4D	-2.69	1.37	1.44
20	1	208	CLA	C3D-C4D	-2.69	1.37	1.44
22	3	314	BCR	C30-C25	-2.69	1.50	1.53
21	B	802	LMU	C4B-C5B	-2.69	1.47	1.53
20	2	301	CLA	CHD-C4C	2.69	1.49	1.40
22	A	845	BCR	C1-C6	-2.69	1.50	1.53
22	F	203	BCR	C32-C1	-2.69	1.48	1.53
20	4	309	CLA	C1B-NB	-2.68	1.30	1.35
20	2	304	CLA	C2C-C1C	-2.68	1.36	1.43
20	1	201	CLA	C3D-CAD	-2.67	1.36	1.45
20	R	107	CLA	C1B-CHB	2.67	1.48	1.41
20	1	201	CLA	C1C-NC	-2.67	1.33	1.37
20	L	201	CLA	OBD-CAD	2.67	1.27	1.22
20	A	825	CLA	MG-NA	-2.66	1.99	2.06
20	B	850	CLA	C3B-C2B	-2.66	1.36	1.40
20	2	301	CLA	C4B-CHC	2.66	1.49	1.44
20	B	809	CLA	C4C-C3C	-2.66	1.40	1.45
20	A	805	CLA	C1B-CHB	2.66	1.48	1.41
20	1	212	CLA	C4B-CHC	2.66	1.49	1.44
20	1	201	CLA	MG-ND	-2.66	2.00	2.05
20	B	836	CLA	C4B-CHC	2.66	1.48	1.41
20	A	810	CLA	C1C-C2C	-2.65	1.39	1.44
20	B	818	CLA	C1B-CHB	2.65	1.48	1.41
20	B	804	CLA	C4C-C3C	-2.65	1.40	1.45
22	B	845	BCR	C1-C6	-2.65	1.50	1.53
20	A	850	CLA	C1D-ND	-2.65	1.34	1.37
20	4	318	CLA	MG-NA	-2.65	2.00	2.06
20	A	830	CLA	MG-NA	-2.64	2.00	2.06
22	A	847	BCR	C30-C25	-2.64	1.50	1.53
20	B	816	CLA	C1B-CHB	2.64	1.48	1.41
20	B	804	CLA	C3B-C2B	-2.64	1.36	1.40
22	I	101	BCR	C30-C25	-2.64	1.50	1.53
20	3	309	CLA	CHA-C1A	2.64	1.48	1.41
20	K	102	CLA	C3B-C2B	-2.64	1.36	1.40
20	B	828	CLA	C1C-C2C	-2.63	1.39	1.44
20	2	310	CLA	CHA-C1A	2.63	1.48	1.41

Continued on next page...

Continued from previous page...

Mol	Chain	Res	Type	Atoms	Z	Observed(Å)	Ideal(Å)
20	B	811	CLA	C3A-C2A	-2.63	1.47	1.54
20	A	836	CLA	C3B-C2B	-2.63	1.36	1.40
20	B	821	CLA	O2D-CED	-2.63	1.39	1.45
20	F	206	CLA	C1C-NC	-2.63	1.33	1.37
20	B	837	CLA	C1B-CHB	2.62	1.48	1.41
20	A	833	CLA	MG-NA	-2.62	2.00	2.06
20	A	818	CLA	C1C-C2C	-2.62	1.39	1.44
21	L	205	LMU	C4B-C5B	-2.62	1.47	1.53
20	A	825	CLA	C1D-ND	-2.62	1.34	1.37
20	A	831	CLA	C3A-C2A	-2.62	1.47	1.54
20	4	318	CLA	C4B-CHC	2.61	1.48	1.41
20	2	304	CLA	C4C-NC	-2.61	1.32	1.37
20	1	208	CLA	C1C-NC	-2.61	1.32	1.38
20	B	835	CLA	CHB-C4A	2.61	1.35	1.33
20	1	209	CLA	C4C-C3C	-2.61	1.39	1.44
21	H	108	LMU	C4'-C5'	-2.61	1.45	1.52
20	3	303	CLA	C4C-NC	-2.61	1.32	1.37
20	2	307	CLA	O2A-CGA	2.61	1.41	1.33
20	F	206	CLA	C1C-C2C	-2.61	1.39	1.44
20	3	306	CLA	C4B-CHC	2.61	1.49	1.44
20	1	215	CLA	C4B-CHC	2.60	1.48	1.41
20	A	841	CLA	C1B-CHB	2.60	1.48	1.41
20	B	806	CLA	C1C-NC	-2.60	1.33	1.37
20	B	851	CLA	C1C-NC	-2.60	1.33	1.37
20	A	828	CLA	C1D-ND	-2.60	1.34	1.37
20	3	312	CLA	MG-ND	-2.60	2.00	2.05
22	F	202	BCR	C30-C25	-2.60	1.50	1.53
20	H	101	CLA	C4D-CHA	-2.60	1.29	1.38
20	A	807	CLA	C2A-C1A	-2.60	1.46	1.52
20	3	312	CLA	C3C-C4C	-2.59	1.36	1.43
20	B	821	CLA	CAC-C3C	-2.59	1.44	1.51
20	H	101	CLA	CBD-CAD	-2.59	1.45	1.56
20	1	202	CLA	C3A-C2A	-2.59	1.47	1.54
20	1	212	CLA	C1B-NB	-2.59	1.31	1.35
20	4	316	CLA	MG-ND	-2.59	2.00	2.05
22	B	852	BCR	C37-C22	-2.59	1.45	1.50
20	3	311	CLA	C3D-CAD	-2.58	1.36	1.45
22	L	210	BCR	C1-C6	-2.58	1.50	1.53
20	1	203	CLA	C1B-CHB	2.58	1.48	1.41
20	B	807	CLA	C3B-C2B	-2.58	1.36	1.40
20	3	309	CLA	C4B-CHC	2.58	1.49	1.44
20	2	303	CLA	C1C-C2C	-2.58	1.39	1.44

Continued on next page...

Continued from previous page...

Mol	Chain	Res	Type	Atoms	Z	Observed(Å)	Ideal(Å)
20	3	308	CLA	C1C-C2C	-2.58	1.39	1.44
20	A	837	CLA	C3B-C2B	-2.58	1.36	1.40
20	B	830	CLA	C3B-C2B	-2.58	1.36	1.40
20	A	813	CLA	MG-NA	-2.57	2.00	2.06
20	4	306	CLA	MG-NA	-2.57	2.00	2.06
20	1	216	CLA	C2D-C1D	-2.57	1.37	1.44
20	3	302	CLA	CHB-C4A	-2.57	1.30	1.33
20	3	319	CLA	MG-NC	-2.57	2.00	2.06
20	H	109	CLA	C1D-ND	-2.56	1.34	1.37
20	1	205	CLA	CHD-C4C	2.56	1.49	1.40
20	B	804	CLA	MG-NA	-2.56	2.00	2.06
20	2	311	CLA	C1B-CHB	2.56	1.48	1.41
20	2	301	CLA	C3D-C4D	-2.56	1.37	1.44
20	A	808	CLA	C2A-C1A	-2.56	1.46	1.52
20	1	202	CLA	C3D-CAD	-2.55	1.36	1.45
20	H	101	CLA	C1D-C2D	-2.55	1.40	1.45
20	3	304	CLA	C1B-CHB	2.55	1.48	1.41
20	K	102	CLA	OBD-CAD	2.55	1.26	1.22
20	4	316	CLA	C1C-NC	-2.55	1.33	1.37
20	2	322	CLA	C3B-C2B	-2.55	1.36	1.40
20	B	836	CLA	C1B-CHB	2.55	1.48	1.41
20	B	851	CLA	MG-NA	-2.55	2.00	2.06
20	2	315	CLA	CHA-C1A	2.55	1.48	1.41
20	K	101	CLA	C3B-C2B	-2.55	1.36	1.40
22	B	852	BCR	C32-C1	-2.55	1.48	1.53
20	B	837	CLA	C1C-C2C	-2.54	1.39	1.44
20	B	849	CLA	C1D-C2D	-2.54	1.40	1.45
20	1	206	CLA	CHB-C4A	2.54	1.35	1.33
20	A	807	CLA	C4D-CHA	-2.54	1.29	1.38
20	2	304	CLA	CHD-C4C	2.54	1.48	1.40
20	B	821	CLA	C3C-C2C	-2.54	1.31	1.36
20	R	108	CLA	C1B-CHB	2.54	1.48	1.41
22	F	203	BCR	C14-C13	-2.54	1.29	1.35
20	4	312	CLA	C3D-C4D	-2.54	1.37	1.44
20	R	107	CLA	C4C-C3C	-2.54	1.40	1.45
20	4	309	CLA	MG-NC	-2.53	2.00	2.06
20	2	322	CLA	C3A-C2A	-2.53	1.47	1.54
20	1	216	CLA	CHD-C4C	2.53	1.48	1.40
20	K	108	CLA	MG-NA	-2.53	2.00	2.06
20	B	817	CLA	C1B-CHB	2.53	1.48	1.41
21	4	322	LMU	O1'-C1'	2.53	1.44	1.40
20	K	108	CLA	C1D-ND	-2.53	1.34	1.37

Continued on next page...

Continued from previous page...

Mol	Chain	Res	Type	Atoms	Z	Observed(Å)	Ideal(Å)
20	B	831	CLA	MG-NA	-2.53	2.00	2.06
20	3	301	CLA	C3A-C2A	-2.53	1.52	1.54
20	2	311	CLA	C1C-C2C	-2.53	1.39	1.44
20	A	805	CLA	OBD-CAD	2.53	1.26	1.22
20	A	807	CLA	C4B-CHC	2.53	1.48	1.41
20	B	827	CLA	MG-ND	-2.53	2.00	2.05
20	4	318	CLA	C1D-ND	-2.53	1.34	1.37
20	A	817	CLA	C1C-C2C	-2.52	1.39	1.44
20	B	840	CLA	C1C-C2C	-2.52	1.39	1.44
20	4	307	CLA	C3B-C2B	-2.51	1.37	1.40
20	2	308	CLA	C1C-C2C	-2.51	1.39	1.44
20	1	207	CLA	C1B-CHB	2.51	1.48	1.41
20	A	815	CLA	C4B-CHC	2.51	1.48	1.41
20	A	801	CLA	C1B-CHB	2.51	1.48	1.41
21	E	101	LMU	C4'-C5'	-2.51	1.46	1.52
20	A	839	CLA	C1C-NC	-2.51	1.33	1.37
21	H	105	LMU	C4B-C5B	-2.51	1.47	1.53
20	B	811	CLA	CAA-C2A	-2.51	1.49	1.54
20	3	310	CLA	C1B-NB	-2.51	1.31	1.35
20	1	216	CLA	C1C-NC	-2.51	1.32	1.38
20	L	202	CLA	C4C-C3C	-2.51	1.40	1.45
20	2	303	CLA	C4C-C3C	-2.50	1.40	1.45
20	A	824	CLA	MG-NA	-2.50	2.00	2.06
20	H	101	CLA	MG-ND	-2.50	2.00	2.05
20	A	809	CLA	C1B-CHB	2.50	1.47	1.41
20	A	837	CLA	C4B-CHC	2.50	1.47	1.41
20	A	840	CLA	C1C-C2C	-2.50	1.39	1.44
20	4	311	CLA	CHB-C4A	2.50	1.35	1.33
20	B	811	CLA	C1C-NC	-2.50	1.34	1.37
20	L	209	CLA	CBD-CGD	-2.49	1.44	1.52
20	4	304	CLA	MG-NC	-2.49	2.00	2.06
20	A	833	CLA	C1B-CHB	2.49	1.47	1.41
20	B	840	CLA	C1B-CHB	2.49	1.47	1.41
21	E	101	LMU	C4B-C3B	-2.49	1.45	1.52
20	A	828	CLA	C4C-C3C	-2.49	1.40	1.45
20	3	312	CLA	CHD-C4C	2.49	1.48	1.40
20	2	310	CLA	C3D-C4D	-2.49	1.38	1.44
20	A	841	CLA	CHB-C4A	2.48	1.35	1.33
20	A	802	CLA	C2D-C1D	-2.48	1.38	1.44
22	I	101	BCR	C40-C30	-2.48	1.49	1.53
20	1	209	CLA	C3A-C2A	-2.48	1.52	1.54
20	2	308	CLA	C1B-CHB	2.48	1.47	1.41

Continued on next page...

Continued from previous page...

Mol	Chain	Res	Type	Atoms	Z	Observed(Å)	Ideal(Å)
20	B	817	CLA	MG-NA	-2.48	2.00	2.06
20	3	317	CLA	C1B-CHB	2.48	1.47	1.41
20	4	307	CLA	C1D-C2D	-2.48	1.40	1.45
20	2	304	CLA	C1C-NC	-2.48	1.32	1.38
20	A	801	CLA	C3A-C2A	-2.48	1.47	1.54
20	1	205	CLA	C4B-CHC	2.48	1.49	1.44
20	1	208	CLA	C3C-C4C	-2.47	1.37	1.43
20	L	201	CLA	C1D-C2D	-2.47	1.40	1.45
22	B	852	BCR	C36-C18	-2.47	1.45	1.50
20	A	812	CLA	CHB-C4A	2.47	1.35	1.33
20	A	828	CLA	C1B-CHB	2.47	1.47	1.41
20	B	831	CLA	C1D-ND	-2.47	1.34	1.37
20	B	831	CLA	C1D-C2D	-2.46	1.40	1.45
20	A	838	CLA	C1D-C2D	-2.46	1.40	1.45
20	2	316	CLA	C1B-CHB	2.46	1.47	1.41
20	3	319	CLA	C2D-C1D	-2.46	1.38	1.44
20	3	313	CLA	MG-NC	-2.46	2.00	2.06
20	A	829	CLA	C1B-CHB	2.46	1.47	1.41
20	2	307	CLA	C1B-CHB	2.46	1.47	1.41
20	3	309	CLA	C3D-C4D	-2.46	1.38	1.44
20	A	809	CLA	C4B-CHC	2.46	1.47	1.41
21	G	101	LMU	C4B-C3B	2.46	1.58	1.52
20	A	852	CLA	C1C-NC	-2.46	1.34	1.37
20	4	302	CLA	C3B-C2B	-2.45	1.37	1.40
20	B	814	CLA	C1B-CHB	2.45	1.47	1.41
20	B	812	CLA	C4C-C3C	-2.45	1.40	1.45
20	2	304	CLA	C3C-C4C	-2.45	1.37	1.43
20	3	316	CLA	C3D-C2D	2.45	1.40	1.35
20	B	809	CLA	C1C-C2C	-2.45	1.39	1.44
20	1	210	CLA	CBD-CGD	-2.45	1.45	1.52
20	B	826	CLA	C1D-ND	-2.45	1.34	1.37
22	B	852	BCR	C5-C6	-2.45	1.30	1.34
20	A	805	CLA	C3B-C2B	-2.45	1.37	1.40
20	A	831	CLA	C1B-CHB	2.45	1.47	1.41
20	F	206	CLA	C1B-CHB	2.45	1.47	1.41
20	4	312	CLA	CHA-C1A	2.45	1.48	1.41
20	4	304	CLA	CBD-CGD	-2.44	1.45	1.52
20	2	322	CLA	MG-NA	-2.44	2.00	2.06
20	2	306	CLA	C4B-CHC	2.44	1.49	1.44
22	A	845	BCR	C30-C25	-2.44	1.50	1.53
20	1	203	CLA	C4C-C3C	-2.43	1.40	1.45
20	B	810	CLA	C1D-ND	-2.43	1.34	1.37

Continued on next page...

Continued from previous page...

Mol	Chain	Res	Type	Atoms	Z	Observed(Å)	Ideal(Å)
20	I	102	CLA	C1C-C2C	-2.43	1.39	1.44
20	A	827	CLA	C4C-C3C	-2.43	1.40	1.45
20	3	304	CLA	C4C-C3C	-2.43	1.39	1.44
20	4	307	CLA	C3D-CAD	-2.43	1.37	1.45
20	2	306	CLA	C4C-NC	-2.42	1.32	1.37
20	A	832	CLA	MG-NA	-2.42	2.00	2.06
20	B	827	CLA	C1B-CHB	2.42	1.47	1.41
20	B	850	CLA	MG-NA	-2.42	2.00	2.06
21	A	855	LMU	C4B-C5B	-2.41	1.47	1.53
20	4	310	CLA	C1C-NC	-2.41	1.32	1.38
20	B	837	CLA	CHB-C4A	2.41	1.35	1.33
20	A	851	CLA	MG-NA	-2.41	2.00	2.06
20	B	822	CLA	C3B-C2B	-2.41	1.37	1.40
20	1	216	CLA	C2C-C1C	-2.40	1.37	1.43
20	B	809	CLA	C1B-CHB	2.40	1.47	1.41
20	A	802	CLA	C1C-NC	-2.40	1.32	1.38
20	L	209	CLA	C3A-C2A	-2.40	1.48	1.54
20	A	821	CLA	C4C-C3C	-2.40	1.41	1.45
20	B	827	CLA	CHB-C4A	2.40	1.35	1.33
20	B	827	CLA	C1D-ND	-2.40	1.34	1.37
20	B	825	CLA	MG-NA	-2.40	2.00	2.06
21	H	104	LMU	O5'-C1'	2.40	1.48	1.41
21	H	106	LMU	C1B-C2B	-2.39	1.45	1.52
20	A	811	CLA	C3B-C2B	-2.39	1.37	1.40
20	B	827	CLA	C3D-CAD	-2.39	1.37	1.45
20	1	205	CLA	C3C-C4C	-2.39	1.37	1.43
20	1	205	CLA	C2C-C1C	-2.39	1.37	1.43
20	A	838	CLA	MG-NA	-2.39	2.00	2.06
20	1	209	CLA	C1B-CHB	2.39	1.47	1.41
20	A	841	CLA	MG-NA	-2.39	2.00	2.06
20	1	208	CLA	C4B-CHC	2.39	1.48	1.44
20	B	832	CLA	C1C-NC	-2.39	1.34	1.37
20	H	103	CLA	C1C-C2C	-2.39	1.39	1.44
20	B	810	CLA	C1B-CHB	2.39	1.47	1.41
20	R	108	CLA	MG-ND	-2.39	2.01	2.05
20	A	801	CLA	C2A-C1A	-2.39	1.46	1.52
20	J	101	CLA	C3B-C2B	-2.39	1.37	1.40
20	L	202	CLA	C1B-CHB	2.38	1.47	1.41
20	A	850	CLA	MG-NA	-2.38	2.00	2.06
20	1	212	CLA	C2B-C1B	-2.38	1.35	1.39
20	3	304	CLA	C3A-C2A	-2.38	1.52	1.54
20	B	831	CLA	C1B-CHB	2.38	1.47	1.41

Continued on next page...

Continued from previous page...

Mol	Chain	Res	Type	Atoms	Z	Observed(Å)	Ideal(Å)
20	2	307	CLA	C4B-CHC	2.38	1.47	1.41
20	B	835	CLA	C4C-C3C	-2.38	1.41	1.45
20	G	102	CLA	CBD-CGD	-2.38	1.45	1.52
21	A	854	LMU	O5'-C5'	-2.38	1.38	1.44
20	A	802	CLA	CHD-C4C	2.37	1.48	1.40
20	3	311	CLA	C4D-CHA	-2.37	1.30	1.38
20	4	304	CLA	C4D-CHA	-2.37	1.30	1.38
20	A	802	CLA	C2C-C1C	-2.37	1.37	1.43
20	4	308	CLA	MG-NA	-2.37	2.00	2.06
20	A	829	CLA	C1C-C2C	-2.37	1.39	1.44
20	4	319	CLA	MG-NA	-2.36	2.00	2.06
20	3	306	CLA	C2C-C1C	-2.36	1.37	1.43
20	A	826	CLA	C1B-CHB	2.36	1.47	1.41
22	I	101	BCR	C34-C9	-2.36	1.46	1.50
20	B	816	CLA	C1C-C2C	-2.36	1.39	1.44
22	F	203	BCR	C17-C18	-2.36	1.30	1.35
20	2	304	CLA	C4B-CHC	2.36	1.48	1.44
20	A	839	CLA	CHB-C4A	2.35	1.35	1.33
20	A	806	CLA	MG-NA	-2.35	2.00	2.06
20	4	306	CLA	C1C-C2C	-2.35	1.39	1.44
20	A	807	CLA	C1C-NC	-2.35	1.34	1.37
20	3	305	CLA	C2D-C1D	-2.35	1.38	1.44
20	4	304	CLA	C3A-C2A	-2.35	1.48	1.54
20	B	811	CLA	C1D-C2D	-2.35	1.40	1.45
20	B	849	CLA	C1C-C2C	-2.35	1.39	1.44
22	B	852	BCR	C16-C15	-2.35	1.29	1.36
22	L	210	BCR	C17-C18	-2.34	1.30	1.35
21	L	204	LMU	O1'-C1'	2.34	1.44	1.40
20	1	207	CLA	CAA-C2A	-2.34	1.49	1.54
20	B	817	CLA	C1D-C2D	-2.34	1.40	1.45
20	B	840	CLA	MG-NA	-2.34	2.00	2.06
20	4	318	CLA	OBD-CAD	2.34	1.26	1.22
20	F	204	CLA	C4C-C3C	-2.34	1.39	1.44
20	A	820	CLA	MG-NA	-2.34	2.00	2.06
20	K	102	CLA	CHB-C4A	-2.34	1.30	1.33
20	4	307	CLA	C3A-C4A	-2.34	1.44	1.51
21	F	201	LMU	C4B-C3B	-2.33	1.46	1.52
20	4	315	CLA	C1B-CHB	2.33	1.48	1.44
21	1	220	LMU	O1'-C1'	2.33	1.44	1.40
20	A	841	CLA	C1D-C2D	-2.33	1.40	1.45
20	A	824	CLA	C1B-CHB	2.33	1.47	1.41
20	1	201	CLA	C3C-C2C	-2.33	1.31	1.36

Continued on next page...

Continued from previous page...

Mol	Chain	Res	Type	Atoms	Z	Observed(Å)	Ideal(Å)
20	B	830	CLA	C1B-CHB	2.33	1.47	1.41
20	I	102	CLA	OBD-CAD	2.33	1.26	1.22
20	B	803	CLA	C2A-C1A	-2.33	1.47	1.52
20	4	303	CLA	C4C-C3C	-2.33	1.39	1.44
20	F	206	CLA	MG-ND	-2.33	2.01	2.05
20	4	303	CLA	C1D-ND	-2.33	1.34	1.37
20	4	309	CLA	CHD-C4C	2.33	1.48	1.40
20	A	827	CLA	C1B-CHB	2.33	1.47	1.41
21	A	856	LMU	O1'-C1'	2.33	1.44	1.40
20	3	311	CLA	OBD-CAD	2.32	1.26	1.22
20	B	812	CLA	C3B-C2B	-2.32	1.37	1.40
20	F	205	CLA	C1B-CHB	2.32	1.47	1.41
20	A	838	CLA	C3B-C2B	-2.32	1.37	1.40
22	A	843	BCR	C1-C6	-2.32	1.50	1.53
20	G	102	CLA	C4D-CHA	-2.32	1.30	1.38
20	B	815	CLA	C1B-CHB	2.32	1.47	1.41
20	2	302	CLA	C1B-CHB	2.32	1.47	1.41
20	B	849	CLA	C3B-C2B	-2.32	1.37	1.40
20	H	109	CLA	C1C-C2C	-2.31	1.39	1.44
20	2	301	CLA	MG-ND	-2.31	2.01	2.05
20	A	827	CLA	C1C-C2C	-2.31	1.39	1.44
20	H	102	CLA	C4C-C3C	-2.31	1.41	1.45
20	B	824	CLA	MG-NA	-2.31	2.00	2.06
20	B	816	CLA	OBD-CAD	2.31	1.26	1.22
20	H	103	CLA	C1B-CHB	2.31	1.47	1.41
20	4	305	CLA	C1B-CHB	2.31	1.47	1.41
21	B	847	LMU	O1'-C1'	2.31	1.44	1.40
20	B	803	CLA	C1B-CHB	2.31	1.47	1.41
20	F	205	CLA	MG-NA	-2.30	2.00	2.06
20	3	318	CLA	C4C-C3C	-2.30	1.41	1.45
20	A	841	CLA	C1C-C2C	-2.30	1.39	1.44
20	2	307	CLA	C3D-CAD	-2.30	1.37	1.45
20	A	851	CLA	C1C-C2C	-2.30	1.39	1.44
20	4	308	CLA	C1B-CHB	2.30	1.47	1.41
20	4	310	CLA	C2C-C1C	-2.30	1.37	1.43
20	B	827	CLA	C3A-C2A	-2.30	1.48	1.54
20	B	839	CLA	C1C-C2C	-2.29	1.39	1.44
20	1	207	CLA	C3A-C2A	-2.29	1.48	1.54
20	4	314	CLA	C1C-C2C	-2.29	1.39	1.44
20	K	102	CLA	O2A-C1	-2.29	1.40	1.46
20	B	823	CLA	C3B-C2B	-2.29	1.37	1.40
20	1	202	CLA	C4D-CHA	-2.29	1.30	1.38

Continued on next page...

Continued from previous page...

Mol	Chain	Res	Type	Atoms	Z	Observed(Å)	Ideal(Å)
20	2	302	CLA	MG-NA	-2.29	2.00	2.06
20	A	825	CLA	C1B-CHB	2.29	1.47	1.41
20	K	108	CLA	C1B-CHB	2.29	1.47	1.41
20	B	834	CLA	C1B-CHB	2.29	1.47	1.41
22	F	203	BCR	C37-C22	-2.29	1.46	1.50
20	A	820	CLA	C1C-C2C	-2.28	1.39	1.44
20	1	216	CLA	C3C-C4C	-2.28	1.37	1.43
20	2	308	CLA	CHB-C4A	2.28	1.35	1.33
20	1	210	CLA	C1D-C2D	-2.28	1.40	1.45
20	1	210	CLA	C4B-CHC	2.28	1.47	1.41
20	3	320	CLA	MG-NA	-2.28	2.00	2.06
20	2	305	CLA	MG-NA	-2.28	2.00	2.06
20	B	822	CLA	C1C-C2C	-2.28	1.39	1.44
20	A	819	CLA	C1B-CHB	2.28	1.47	1.41
20	2	307	CLA	O2A-C1	-2.27	1.40	1.46
20	2	303	CLA	MG-NA	-2.27	2.00	2.06
20	4	303	CLA	C1C-C2C	-2.27	1.39	1.44
22	L	210	BCR	C26-C25	-2.27	1.30	1.34
20	3	307	CLA	C2C-C1C	-2.27	1.37	1.43
20	2	305	CLA	C1C-C2C	-2.27	1.39	1.44
20	A	823	CLA	C1C-C2C	-2.27	1.39	1.44
20	L	207	CLA	C1D-ND	-2.27	1.34	1.37
20	H	102	CLA	C1C-C2C	-2.27	1.39	1.44
20	2	301	CLA	CHA-C1A	2.27	1.47	1.41
22	I	101	BCR	C23-C22	-2.27	1.41	1.46
20	A	851	CLA	C3B-C2B	-2.26	1.37	1.40
20	B	832	CLA	C1C-C2C	-2.26	1.39	1.44
21	L	204	LMU	C4B-C5B	-2.26	1.48	1.53
21	1	219	LMU	O1B-C4'	-2.26	1.38	1.43
20	B	826	CLA	C3B-C2B	-2.26	1.37	1.40
20	1	215	CLA	C1C-NC	-2.26	1.34	1.37
22	J	102	BCR	C1-C6	-2.26	1.50	1.53
20	2	315	CLA	C1B-CHB	2.26	1.48	1.44
20	A	837	CLA	C1D-ND	-2.25	1.34	1.37
20	A	808	CLA	C1C-C2C	-2.25	1.39	1.44
20	B	824	CLA	C1B-CHB	2.25	1.47	1.41
20	4	304	CLA	C3D-CAD	-2.25	1.37	1.45
20	B	810	CLA	C1C-C2C	-2.25	1.39	1.44
20	A	835	CLA	C3B-C2B	-2.25	1.37	1.40
20	A	818	CLA	C1B-CHB	2.25	1.47	1.41
22	B	843	BCR	C30-C25	-2.25	1.50	1.53
21	K	109	LMU	C4B-C5B	-2.25	1.48	1.53

Continued on next page...

Continued from previous page...

Mol	Chain	Res	Type	Atoms	Z	Observed(Å)	Ideal(Å)
20	A	841	CLA	C3B-C2B	-2.25	1.37	1.40
20	H	109	CLA	C1B-CHB	2.24	1.47	1.41
20	A	803	CLA	C1C-NC	-2.24	1.34	1.37
20	B	832	CLA	C1D-ND	-2.24	1.34	1.37
21	H	106	LMU	C3B-C2B	-2.24	1.46	1.52
20	4	319	CLA	C1B-CHB	2.24	1.47	1.41
20	1	210	CLA	CBA-CGA	2.24	1.57	1.50
20	1	208	CLA	C4B-NB	-2.24	1.31	1.35
20	B	812	CLA	C1B-CHB	2.24	1.47	1.41
20	3	316	CLA	C3D-C4D	-2.24	1.38	1.44
20	2	307	CLA	CBD-CGD	-2.23	1.45	1.52
20	A	836	CLA	C1B-CHB	2.23	1.47	1.41
20	A	851	CLA	CBD-CGD	-2.23	1.45	1.52
20	A	807	CLA	CBD-CAD	-2.23	1.46	1.56
20	B	830	CLA	C1D-ND	-2.23	1.34	1.37
20	3	304	CLA	C1C-C2C	-2.23	1.40	1.44
20	1	201	CLA	CMD-C2D	-2.22	1.46	1.50
20	4	304	CLA	CBD-CHA	-2.22	1.39	1.51
20	1	216	CLA	C4C-NC	-2.22	1.33	1.37
20	B	829	CLA	C1B-CHB	2.22	1.47	1.41
20	A	810	CLA	MG-NA	-2.22	2.01	2.06
21	L	211	LMU	O5B-C1B	2.22	1.47	1.41
20	L	209	CLA	C1B-CHB	2.22	1.47	1.41
20	2	304	CLA	CHA-C1A	2.22	1.47	1.41
20	A	803	CLA	C1B-CHB	2.22	1.47	1.41
20	B	811	CLA	CHB-C4A	-2.22	1.30	1.33
20	B	833	CLA	C1B-CHB	2.21	1.47	1.41
22	A	844	BCR	C1-C6	-2.21	1.51	1.53
20	A	839	CLA	C3D-CAD	-2.21	1.37	1.45
21	1	219	LMU	O1'-C1'	2.21	1.43	1.40
20	B	816	CLA	C1D-C2D	-2.21	1.41	1.45
20	A	817	CLA	C1B-CHB	2.21	1.47	1.41
20	B	837	CLA	C1D-C2D	-2.20	1.41	1.45
20	A	807	CLA	OBD-CAD	2.20	1.26	1.22
20	L	209	CLA	C3B-C2B	-2.20	1.37	1.40
20	4	310	CLA	C2D-C1D	-2.20	1.38	1.44
20	1	204	CLA	C3D-CAD	-2.20	1.37	1.45
20	4	315	CLA	C3D-C4D	-2.20	1.38	1.44
20	4	307	CLA	C3C-C2C	-2.20	1.32	1.36
20	3	307	CLA	C3C-C4C	-2.19	1.37	1.43
20	B	815	CLA	C4C-C3C	-2.19	1.41	1.45
20	B	806	CLA	OBD-CAD	2.19	1.26	1.22

Continued on next page...

Continued from previous page...

Mol	Chain	Res	Type	Atoms	Z	Observed(Å)	Ideal(Å)
20	A	818	CLA	MG-NA	-2.19	2.01	2.06
21	K	104	LMU	C4B-C5B	-2.19	1.48	1.53
20	3	303	CLA	CHD-C4C	2.19	1.47	1.40
22	I	101	BCR	C33-C5	-2.19	1.47	1.50
20	J	103	CLA	C3B-C2B	-2.19	1.37	1.40
20	3	306	CLA	C3C-C4C	-2.19	1.37	1.43
20	B	818	CLA	C3A-C2A	-2.18	1.48	1.54
20	G	102	CLA	C3D-CAD	-2.18	1.37	1.45
20	H	101	CLA	CHB-C4A	-2.18	1.31	1.33
20	B	810	CLA	CHB-C4A	2.18	1.35	1.33
20	B	820	CLA	C1B-CHB	2.18	1.47	1.41
20	A	807	CLA	C1D-C2D	-2.18	1.41	1.45
20	4	305	CLA	C4C-C3C	-2.18	1.41	1.45
20	A	804	CLA	MG-NA	-2.18	2.01	2.06
20	1	202	CLA	O2A-C1	-2.18	1.40	1.46
20	L	207	CLA	C1C-C2C	-2.18	1.40	1.44
20	2	322	CLA	C3A-C4A	-2.18	1.44	1.51
20	4	309	CLA	CHA-C1A	2.17	1.47	1.41
20	A	815	CLA	O2A-C1	-2.17	1.40	1.46
20	B	815	CLA	C1D-C2D	-2.17	1.41	1.45
20	B	849	CLA	C1B-CHB	2.17	1.47	1.41
20	4	311	CLA	C1D-ND	-2.17	1.35	1.37
20	4	303	CLA	C1B-CHB	2.17	1.47	1.41
20	K	102	CLA	C3D-CAD	-2.17	1.38	1.45
20	2	305	CLA	C1B-CHB	2.17	1.47	1.41
20	B	828	CLA	C1D-C2D	-2.16	1.41	1.45
20	A	824	CLA	C1D-ND	-2.16	1.35	1.37
20	B	808	CLA	C3D-CAD	-2.16	1.38	1.45
22	I	101	BCR	C37-C22	-2.16	1.46	1.50
20	1	214	CLA	C3D-C2D	2.16	1.40	1.35
20	3	313	CLA	C3C-C2C	-2.16	1.32	1.36
20	2	306	CLA	CHA-C1A	2.16	1.47	1.41
22	I	101	BCR	C2-C1	-2.16	1.49	1.54
22	I	103	BCR	C32-C1	-2.16	1.49	1.53
20	A	828	CLA	C1C-C2C	-2.16	1.40	1.44
20	3	312	CLA	C1B-NB	-2.16	1.31	1.35
20	3	312	CLA	CHA-C4D	-2.15	1.33	1.38
20	3	319	CLA	CHA-C4D	-2.15	1.33	1.38
20	K	102	CLA	CMC-C2C	-2.15	1.46	1.50
20	2	322	CLA	C1C-NC	-2.15	1.34	1.37
20	A	828	CLA	C1D-C2D	-2.15	1.41	1.45
20	B	821	CLA	CMB-C2B	-2.15	1.47	1.51

Continued on next page...

Continued from previous page...

Mol	Chain	Res	Type	Atoms	Z	Observed(Å)	Ideal(Å)
20	A	812	CLA	C1B-CHB	2.15	1.47	1.41
21	R	106	LMU	O1'-C1'	2.15	1.43	1.40
20	1	214	CLA	MG-NA	-2.15	2.01	2.06
20	2	304	CLA	MG-ND	-2.15	2.01	2.05
20	K	102	CLA	C3A-C2A	-2.15	1.48	1.54
20	B	849	CLA	MG-NA	-2.15	2.01	2.06
20	B	839	CLA	C4C-C3C	-2.14	1.41	1.45
20	4	304	CLA	O2A-C1	-2.14	1.40	1.46
20	2	309	CLA	C3D-C4D	-2.14	1.38	1.44
20	B	808	CLA	C1D-C2D	-2.14	1.41	1.45
22	L	210	BCR	C2-C1	-2.14	1.49	1.54
20	3	303	CLA	MG-ND	-2.14	2.01	2.05
22	F	203	BCR	C26-C25	-2.14	1.30	1.34
20	2	307	CLA	MG-ND	-2.14	2.01	2.05
20	1	215	CLA	C1B-CHB	2.14	1.46	1.41
20	1	206	CLA	C1D-C2D	-2.14	1.41	1.45
20	B	804	CLA	C1D-ND	-2.14	1.35	1.37
20	A	810	CLA	C3A-C2A	-2.14	1.48	1.54
20	1	206	CLA	C1C-C2C	-2.14	1.40	1.44
20	3	308	CLA	C4C-C3C	-2.13	1.41	1.45
21	R	101	LMU	O1'-C1'	2.13	1.43	1.40
20	A	821	CLA	C3B-C2B	-2.13	1.37	1.40
20	A	814	CLA	C4C-C3C	-2.13	1.41	1.45
20	B	822	CLA	C4C-C3C	-2.13	1.41	1.45
20	B	830	CLA	C3D-CAD	-2.13	1.38	1.45
20	4	302	CLA	C1D-ND	-2.13	1.35	1.37
20	B	832	CLA	C1B-CHB	2.13	1.46	1.41
20	H	103	CLA	C3B-C2B	-2.13	1.37	1.40
20	B	812	CLA	C1C-C2C	-2.12	1.40	1.44
20	B	813	CLA	C1B-CHB	2.12	1.46	1.41
23	A	842	PQN	O1-C1	2.12	1.27	1.23
20	2	316	CLA	C1D-ND	-2.12	1.35	1.37
20	1	210	CLA	OBD-CAD	2.12	1.26	1.22
20	3	316	CLA	C1B-CHB	2.12	1.48	1.44
20	1	202	CLA	CAA-C2A	-2.12	1.50	1.54
20	2	316	CLA	C1D-C2D	-2.12	1.41	1.45
20	B	822	CLA	C1D-C2D	-2.12	1.41	1.45
20	4	310	CLA	C3B-C4B	-2.12	1.36	1.39
20	3	313	CLA	C4B-CHC	2.12	1.46	1.41
20	4	311	CLA	C1D-C2D	-2.12	1.41	1.45
20	B	822	CLA	C1A-CHA	2.12	1.51	1.43
20	B	834	CLA	MG-NA	-2.11	2.01	2.06

Continued on next page...

Continued from previous page...

Mol	Chain	Res	Type	Atoms	Z	Observed(Å)	Ideal(Å)
20	A	809	CLA	MG-NA	-2.11	2.01	2.06
20	4	316	CLA	C1B-CHB	2.11	1.46	1.41
22	I	103	BCR	C7-C6	2.11	1.52	1.45
20	A	806	CLA	C1B-CHB	2.11	1.46	1.41
20	B	836	CLA	C1C-NC	-2.11	1.34	1.37
20	4	314	CLA	MG-NA	-2.11	2.01	2.06
20	2	307	CLA	C4D-CHA	-2.11	1.31	1.38
20	K	102	CLA	C4D-CHA	-2.10	1.31	1.38
20	3	303	CLA	C2D-C1D	-2.10	1.39	1.44
20	3	317	CLA	C4C-C3C	-2.10	1.41	1.45
22	B	844	BCR	C23-C22	2.10	1.50	1.46
20	A	807	CLA	CBD-CGD	-2.10	1.46	1.52
20	3	318	CLA	C1C-C2C	-2.10	1.40	1.44
20	A	832	CLA	C4C-C3C	-2.10	1.41	1.45
20	2	304	CLA	C1B-NB	-2.10	1.31	1.35
20	A	822	CLA	C1C-C2C	-2.10	1.40	1.44
20	3	311	CLA	C3B-C2B	-2.10	1.37	1.40
20	4	304	CLA	C3D-C2D	-2.10	1.33	1.39
20	4	303	CLA	C1D-C2D	-2.10	1.41	1.45
21	N	101	LMU	O1'-C1'	2.10	1.43	1.40
20	1	205	CLA	C2D-C1D	-2.10	1.39	1.44
22	I	103	BCR	C37-C22	-2.09	1.46	1.50
20	4	310	CLA	C3C-C4C	-2.09	1.38	1.43
20	B	820	CLA	C4C-C3C	-2.09	1.41	1.45
20	3	301	CLA	C4C-C3C	-2.09	1.40	1.44
20	1	216	CLA	C1B-NB	-2.09	1.32	1.35
20	B	808	CLA	MG-ND	-2.09	2.01	2.05
20	B	850	CLA	C1A-CHA	2.09	1.51	1.43
21	L	205	LMU	O5'-C5'	-2.09	1.39	1.44
21	B	802	LMU	C3B-C2B	-2.09	1.46	1.52
22	B	852	BCR	C35-C13	-2.09	1.46	1.50
20	4	308	CLA	C1D-ND	-2.09	1.35	1.37
20	B	826	CLA	CHB-C4A	2.09	1.35	1.33
20	B	850	CLA	C1C-C2C	-2.09	1.40	1.44
20	B	817	CLA	C1C-C2C	-2.08	1.40	1.44
20	A	830	CLA	C1B-CHB	2.08	1.46	1.41
20	B	804	CLA	C1C-C2C	-2.08	1.40	1.44
22	A	846	BCR	C1-C6	-2.08	1.51	1.53
20	H	102	CLA	MG-NA	-2.08	2.01	2.06
20	B	822	CLA	C2-C3	2.08	1.37	1.33
20	B	839	CLA	C1B-CHB	2.08	1.46	1.41
20	A	804	CLA	C1D-ND	-2.08	1.35	1.37

Continued on next page...

Continued from previous page...

Mol	Chain	Res	Type	Atoms	Z	Observed(Å)	Ideal(Å)
20	A	817	CLA	MG-NA	-2.07	2.01	2.06
20	2	305	CLA	C1A-CHA	2.07	1.51	1.43
20	2	312	CLA	C3D-CAD	-2.07	1.38	1.45
21	B	802	LMU	O1'-C1'	2.07	1.43	1.40
20	A	850	CLA	C1C-C2C	-2.07	1.40	1.44
20	A	809	CLA	C4C-C3C	-2.07	1.41	1.45
20	B	839	CLA	C4D-CHA	-2.07	1.31	1.38
20	L	208	CLA	C1C-C2C	-2.07	1.40	1.44
20	1	215	CLA	C3A-C2A	-2.07	1.48	1.54
20	A	823	CLA	MG-NA	-2.07	2.01	2.06
20	B	840	CLA	C4C-C3C	-2.07	1.40	1.44
20	2	307	CLA	C1C-NC	-2.07	1.34	1.37
20	3	313	CLA	CAC-C3C	-2.07	1.45	1.51
20	3	307	CLA	C3D-C2D	2.07	1.40	1.35
20	A	833	CLA	C3D-CAD	-2.07	1.38	1.45
20	A	834	CLA	MG-NA	-2.07	2.01	2.06
20	A	805	CLA	C1A-CHA	2.07	1.51	1.43
20	3	311	CLA	C3C-C2C	-2.06	1.32	1.36
20	B	811	CLA	O2D-CED	-2.06	1.40	1.45
20	3	303	CLA	C4B-CHC	2.06	1.48	1.44
20	1	207	CLA	CHB-C4A	2.06	1.34	1.33
20	A	810	CLA	C1B-CHB	2.06	1.46	1.41
20	B	803	CLA	MG-NA	-2.06	2.01	2.06
20	B	834	CLA	C3B-C2B	-2.06	1.37	1.40
20	B	825	CLA	C1B-CHB	2.06	1.46	1.41
20	A	836	CLA	C1C-C2C	-2.06	1.40	1.44
20	4	312	CLA	C3C-C4C	-2.06	1.38	1.43
20	L	207	CLA	MG-NA	-2.06	2.01	2.06
20	B	851	CLA	C1B-CHB	2.06	1.46	1.41
20	A	809	CLA	C1C-NC	-2.06	1.34	1.37
22	B	842	BCR	C1-C6	-2.05	1.51	1.53
20	1	216	CLA	MG-ND	-2.05	2.01	2.05
20	A	814	CLA	MG-NA	-2.05	2.01	2.06
20	B	812	CLA	C1D-ND	-2.05	1.35	1.37
20	B	818	CLA	C1C-C2C	-2.05	1.40	1.44
20	B	830	CLA	C1A-CHA	2.05	1.51	1.43
20	A	832	CLA	C1C-C2C	-2.05	1.40	1.44
21	H	108	LMU	O1B-C4'	-2.05	1.38	1.43
20	B	820	CLA	MG-NA	-2.05	2.01	2.06
21	4	317	LMU	O1'-C1'	2.05	1.43	1.40
20	A	819	CLA	C4C-C3C	-2.05	1.41	1.45
20	2	301	CLA	C2D-C1D	-2.05	1.39	1.44

Continued on next page...

Continued from previous page...

Mol	Chain	Res	Type	Atoms	Z	Observed(Å)	Ideal(Å)
20	1	205	CLA	MG-ND	-2.05	2.01	2.05
20	B	833	CLA	C1C-C2C	-2.05	1.40	1.44
20	3	311	CLA	C4B-CHC	2.05	1.46	1.41
20	3	313	CLA	C4D-CHA	-2.05	1.31	1.38
20	B	817	CLA	CHB-C4A	2.05	1.34	1.33
20	3	309	CLA	C3D-C2D	2.04	1.40	1.35
20	H	103	CLA	MG-NA	-2.04	2.01	2.06
20	3	311	CLA	CBD-CAD	-2.04	1.47	1.56
20	1	209	CLA	C1C-C2C	-2.04	1.40	1.44
22	L	210	BCR	C36-C18	-2.04	1.46	1.50
20	1	210	CLA	CMB-C2B	-2.04	1.47	1.51
20	1	215	CLA	C4D-CHA	-2.04	1.31	1.38
20	2	301	CLA	C3C-C4C	-2.04	1.38	1.43
20	1	202	CLA	CBD-CGD	-2.04	1.46	1.52
20	2	310	CLA	CHB-C4A	-2.03	1.33	1.35
20	J	101	CLA	C1D-ND	-2.03	1.35	1.37
21	H	106	LMU	C4B-C5B	-2.03	1.48	1.53
20	B	807	CLA	MG-NA	-2.03	2.01	2.06
20	B	826	CLA	C1C-C2C	-2.03	1.40	1.44
22	I	101	BCR	C16-C17	2.03	1.49	1.43
20	A	807	CLA	C1B-CHB	2.03	1.46	1.41
20	B	826	CLA	C3A-C2A	-2.03	1.49	1.54
20	1	201	CLA	C3D-C2D	-2.03	1.33	1.39
20	B	835	CLA	C3D-CAD	-2.03	1.38	1.45
20	4	314	CLA	C1D-C2D	-2.03	1.41	1.45
20	B	824	CLA	C1D-C2D	-2.03	1.41	1.45
20	A	816	CLA	CBD-CGD	-2.03	1.46	1.52
20	1	206	CLA	MG-NA	-2.02	2.01	2.06
20	K	102	CLA	C3A-C4A	-2.02	1.45	1.51
20	4	316	CLA	CMC-C2C	-2.02	1.46	1.50
20	4	312	CLA	C2D-C1D	-2.02	1.39	1.44
20	R	107	CLA	C1C-C2C	-2.02	1.40	1.44
20	3	313	CLA	CBD-CGD	-2.02	1.46	1.52
23	B	841	PQN	C2-C1	2.02	1.52	1.47
20	3	310	CLA	C3C-C4C	-2.02	1.38	1.43
20	R	108	CLA	C4D-CHA	-2.02	1.31	1.38
20	A	825	CLA	C3B-C2B	-2.02	1.37	1.40
20	A	822	CLA	C1B-CHB	2.02	1.46	1.41
20	4	315	CLA	C3D-C2D	2.01	1.39	1.35
20	1	212	CLA	C2D-C1D	-2.01	1.39	1.44
22	B	852	BCR	C19-C18	-2.01	1.41	1.46
21	G	101	LMU	O1'-C1'	2.01	1.43	1.40

Continued on next page...

Continued from previous page...

Mol	Chain	Res	Type	Atoms	Z	Observed(Å)	Ideal(Å)
20	B	837	CLA	C1D-ND	-2.01	1.35	1.37
20	A	840	CLA	MG-NA	-2.01	2.01	2.06
20	A	820	CLA	C1B-CHB	2.01	1.46	1.41
20	4	309	CLA	C2B-C1B	-2.01	1.36	1.39
20	4	305	CLA	MG-NA	-2.01	2.01	2.06
20	3	306	CLA	C3D-C2D	2.00	1.39	1.35
20	B	813	CLA	MG-NA	-2.00	2.01	2.06
20	2	306	CLA	C1C-NC	-2.00	1.33	1.38
20	A	827	CLA	MG-NA	-2.00	2.01	2.06
20	G	102	CLA	MG-ND	-2.00	2.01	2.05

All (4552) bond angle outliers are listed below:

Mol	Chain	Res	Type	Atoms	Z	Observed(°)	Ideal(°)
22	A	846	BCR	C20-C21-C22	37.56	179.96	127.28
22	J	102	BCR	C20-C21-C22	37.56	179.96	127.28
22	B	846	BCR	C20-C21-C22	37.54	179.93	127.28
22	A	845	BCR	C20-C21-C22	37.53	179.91	127.28
22	A	844	BCR	C20-C21-C22	37.51	179.89	127.28
22	A	847	BCR	C20-C21-C22	37.51	179.88	127.28
22	B	845	BCR	C20-C21-C22	37.51	179.88	127.28
22	F	202	BCR	C20-C21-C22	37.50	179.87	127.28
22	B	843	BCR	C20-C21-C22	37.48	179.84	127.28
22	B	842	BCR	C20-C21-C22	37.46	179.82	127.28
22	A	843	BCR	C20-C21-C22	37.46	179.82	127.28
22	3	314	BCR	C20-C21-C22	36.31	178.21	127.28
22	B	852	BCR	C20-C21-C22	35.83	177.53	127.28
22	L	210	BCR	C20-C21-C22	35.63	177.24	127.28
22	F	203	BCR	C20-C21-C22	35.39	176.91	127.28
22	I	103	BCR	C20-C21-C22	34.74	176.00	127.28
22	B	844	BCR	C20-C21-C22	30.59	170.18	127.28
22	I	101	BCR	C20-C21-C22	25.23	162.66	127.28
22	A	846	BCR	C21-C20-C19	19.60	179.99	123.20
22	F	202	BCR	C21-C20-C19	19.58	179.94	123.20
22	B	845	BCR	C21-C20-C19	19.58	179.93	123.20
22	B	846	BCR	C21-C20-C19	19.57	179.92	123.20
22	A	845	BCR	C21-C20-C19	19.57	179.91	123.20
22	B	842	BCR	C21-C20-C19	19.57	179.91	123.20
22	A	847	BCR	C21-C20-C19	19.57	179.89	123.20
22	B	843	BCR	C21-C20-C19	19.56	179.87	123.20
22	J	102	BCR	C21-C20-C19	19.55	179.86	123.20
22	A	844	BCR	C21-C20-C19	19.55	179.84	123.20

Continued on next page...

Continued from previous page...

Mol	Chain	Res	Type	Atoms	Z	Observed(°)	Ideal(°)
22	A	843	BCR	C21-C20-C19	19.54	179.82	123.20
22	3	314	BCR	C21-C20-C19	19.04	178.36	123.20
22	L	210	BCR	C21-C20-C19	18.98	178.18	123.20
22	F	203	BCR	C21-C20-C19	18.58	177.03	123.20
22	I	103	BCR	C21-C20-C19	18.40	176.51	123.20
22	B	852	BCR	C21-C20-C19	18.19	175.92	123.20
22	B	844	BCR	C21-C20-C19	15.95	169.42	123.20
20	4	303	CLA	CAB-C3B-C4B	-15.36	105.95	128.46
20	B	840	CLA	CAB-C3B-C4B	-14.59	107.08	128.46
22	I	101	BCR	C21-C20-C19	14.48	165.15	123.20
22	I	101	BCR	C24-C23-C22	-14.45	104.86	126.23
20	4	314	CLA	CAB-C3B-C4B	-14.15	107.73	128.46
20	3	311	CLA	OBD-CAD-C3D	-14.13	95.40	128.42
20	A	801	CLA	CAB-C3B-C4B	-14.06	107.86	128.46
20	4	308	CLA	CAB-C3B-C4B	-13.74	108.32	128.46
20	3	301	CLA	CAB-C3B-C4B	-13.72	108.35	128.46
20	1	210	CLA	OBD-CAD-C3D	-13.71	96.38	128.42
22	I	103	BCR	C30-C25-C26	-13.42	104.31	122.64
22	B	852	BCR	C7-C8-C9	-13.39	106.42	126.23
20	2	316	CLA	OBD-CAD-C3D	-13.35	97.22	128.42
20	A	833	CLA	OBD-CAD-C3D	-13.21	97.54	128.42
20	1	209	CLA	CAB-C3B-C4B	-12.91	109.54	128.46
20	3	313	CLA	OBD-CAD-C3D	-12.47	99.27	128.42
22	B	852	BCR	C15-C16-C17	-12.01	98.94	123.52
20	B	835	CLA	OBD-CAD-C3D	-11.94	100.51	128.42
20	A	801	CLA	OBD-CAD-C3D	-11.93	100.53	128.42
20	A	807	CLA	OBD-CAD-C3D	-11.81	100.81	128.42
20	4	306	CLA	OBD-CAD-C3D	-11.68	101.11	128.42
20	4	318	CLA	OBD-CAD-C3D	-11.68	101.13	128.42
20	B	808	CLA	OBD-CAD-C3D	-11.59	101.33	128.42
20	H	109	CLA	OBD-CAD-C3D	-11.30	102.01	128.42
20	B	825	CLA	OBD-CAD-C3D	-11.21	102.22	128.42
20	I	102	CLA	OBD-CAD-C3D	-11.18	102.29	128.42
20	L	209	CLA	OBD-CAD-C3D	-11.15	102.36	128.42
20	B	811	CLA	OBD-CAD-C3D	-11.14	102.39	128.42
20	A	816	CLA	OBD-CAD-C3D	-11.13	102.40	128.42
20	1	210	CLA	CMD-C2D-C1D	11.10	144.28	124.73
22	I	101	BCR	C7-C8-C9	-11.10	109.81	126.23
20	A	808	CLA	OBD-CAD-C3D	-11.04	102.62	128.42
20	B	819	CLA	OBD-CAD-C3D	-10.99	102.72	128.42
20	L	201	CLA	OBD-CAD-C3D	-10.90	102.93	128.42
20	2	312	CLA	OBD-CAD-C3D	-10.87	103.02	128.42

Continued on next page...

Continued from previous page...

Mol	Chain	Res	Type	Atoms	Z	Observed(°)	Ideal(°)
20	L	201	CLA	C1-C2-C3	-10.82	108.47	126.20
20	B	809	CLA	CAB-C3B-C4B	-10.71	112.76	128.46
20	4	307	CLA	OBD-CAD-C3D	-10.70	103.40	128.42
20	1	201	CLA	OBD-CAD-C3D	-10.66	103.51	128.42
22	I	103	BCR	C24-C23-C22	-10.65	110.48	126.23
20	A	841	CLA	OBD-CAD-C3D	-10.59	103.66	128.42
20	A	822	CLA	OBD-CAD-C3D	-10.58	103.68	128.42
20	B	821	CLA	OBD-CAD-C3D	-10.45	104.00	128.42
20	A	829	CLA	OBD-CAD-C3D	-10.43	104.05	128.42
20	B	834	CLA	OBD-CAD-C3D	-10.37	104.18	128.42
20	1	201	CLA	C4A-NA-C1A	10.36	111.41	106.68
20	H	101	CLA	OBD-CAD-C3D	-10.36	104.21	128.42
20	A	826	CLA	OBD-CAD-C3D	-10.29	104.37	128.42
20	3	304	CLA	CAB-C3B-C4B	-10.20	113.51	128.46
20	4	304	CLA	OBD-CAD-C3D	-10.14	104.71	128.42
20	A	852	CLA	OBD-CAD-C3D	-10.14	104.72	128.42
20	B	849	CLA	OBD-CAD-C3D	-10.08	104.84	128.42
20	B	832	CLA	OBD-CAD-C3D	-10.05	104.92	128.42
20	A	819	CLA	OBD-CAD-C3D	-10.04	104.94	128.42
20	2	307	CLA	OBD-CAD-C3D	-9.90	105.27	128.42
20	B	831	CLA	OBD-CAD-C3D	-9.89	105.30	128.42
20	B	833	CLA	OBD-CAD-C3D	-9.87	105.36	128.42
20	A	828	CLA	OBD-CAD-C3D	-9.86	105.36	128.42
20	A	817	CLA	OBD-CAD-C3D	-9.82	105.46	128.42
22	I	103	BCR	C1-C6-C5	-9.81	109.23	122.64
22	F	203	BCR	C15-C14-C13	-9.78	113.57	127.28
20	A	806	CLA	OBD-CAD-C3D	-9.76	105.60	128.42
20	A	830	CLA	OBD-CAD-C3D	-9.73	105.67	128.42
20	H	102	CLA	OBD-CAD-C3D	-9.71	105.73	128.42
20	1	203	CLA	OBD-CAD-C3D	-9.68	105.78	128.42
20	B	810	CLA	OBD-CAD-C3D	-9.53	106.14	128.42
20	A	810	CLA	OBD-CAD-C3D	-9.52	106.17	128.42
20	A	805	CLA	OBD-CAD-C3D	-9.40	106.44	128.42
20	G	102	CLA	OBD-CAD-C3D	-9.40	106.44	128.42
20	2	311	CLA	OBD-CAD-C3D	-9.40	106.44	128.42
20	L	209	CLA	O2D-CGD-CBD	9.30	127.49	111.23
20	B	817	CLA	OBD-CAD-C3D	-9.28	106.73	128.42
20	A	803	CLA	O2D-CGD-CBD	9.27	127.43	111.23
20	B	830	CLA	CAA-C2A-C3A	-9.24	88.04	113.00
20	R	107	CLA	OBD-CAD-C3D	-9.23	106.85	128.42
20	A	815	CLA	CMA-C3A-C4A	-9.20	87.06	111.77
20	A	803	CLA	OBD-CAD-C3D	-9.19	106.94	128.42

Continued on next page...

Continued from previous page...

Mol	Chain	Res	Type	Atoms	Z	Observed(°)	Ideal(°)
20	L	208	CLA	OBD-CAD-C3D	-9.18	106.95	128.42
22	3	314	BCR	C16-C17-C18	-9.18	114.41	127.28
20	A	801	CLA	C4D-C3D-CAD	9.16	118.06	108.11
20	A	820	CLA	OBD-CAD-C3D	-9.16	107.01	128.42
20	A	837	CLA	OBD-CAD-C3D	-9.14	107.06	128.42
20	A	839	CLA	CMD-C2D-C1D	9.08	140.71	124.73
20	4	304	CLA	CGD-CBD-CAD	9.07	140.22	110.85
20	4	314	CLA	OBD-CAD-C3D	-9.06	107.25	128.42
20	3	313	CLA	C1D-CHD-C4C	-9.04	106.80	126.02
20	1	208	CLA	C2B-C1B-NB	9.04	118.03	110.11
20	4	318	CLA	CAA-C2A-C3A	-9.03	88.59	113.00
20	K	102	CLA	OBD-CAD-C3D	-9.00	107.38	128.42
22	I	101	BCR	C23-C22-C21	8.97	133.12	119.01
21	1	219	LMU	C1B-O1B-C4'	-8.94	96.79	117.98
20	J	103	CLA	OBD-CAD-C3D	-8.93	107.54	128.42
20	B	823	CLA	OBD-CAD-C3D	-8.91	107.60	128.42
20	4	319	CLA	OBD-CAD-C3D	-8.88	107.65	128.42
20	B	824	CLA	OBD-CAD-C3D	-8.85	107.72	128.42
21	L	204	LMU	C1B-O1B-C4'	-8.84	97.02	117.98
20	1	209	CLA	CAB-C3B-C2B	-8.83	106.22	124.69
20	A	839	CLA	OBD-CAD-C3D	-8.82	107.80	128.42
20	B	805	CLA	OBD-CAD-C3D	-8.80	107.84	128.42
20	4	308	CLA	OBD-CAD-C3D	-8.80	107.84	128.42
20	B	811	CLA	CMD-C2D-C1D	8.80	140.22	124.73
20	J	101	CLA	OBD-CAD-C3D	-8.79	107.86	128.42
20	K	101	CLA	OBD-CAD-C3D	-8.77	107.93	128.42
20	B	850	CLA	OBD-CAD-C3D	-8.76	107.94	128.42
20	K	108	CLA	OBD-CAD-C3D	-8.73	108.02	128.42
20	4	303	CLA	OBD-CAD-C3D	-8.71	108.06	128.42
20	3	304	CLA	OBD-CAD-C3D	-8.70	108.08	128.42
20	A	815	CLA	OBD-CAD-C3D	-8.69	108.10	128.42
20	2	302	CLA	OBD-CAD-C3D	-8.68	108.12	128.42
20	A	825	CLA	OBD-CAD-C3D	-8.67	108.14	128.42
20	F	205	CLA	OBD-CAD-C3D	-8.64	108.22	128.42
20	4	302	CLA	OBD-CAD-C3D	-8.63	108.25	128.42
20	A	824	CLA	OBD-CAD-C3D	-8.61	108.29	128.42
21	H	105	LMU	C3B-C4B-C5B	-8.60	94.64	110.23
20	1	215	CLA	OBD-CAD-C3D	-8.59	108.33	128.42
20	4	309	CLA	C2B-C1B-NB	8.59	117.63	110.11
20	A	835	CLA	O2D-CGD-CBD	8.59	126.24	111.23
20	B	830	CLA	OBD-CAD-C3D	-8.57	108.38	128.42
20	4	318	CLA	C4D-C3D-CAD	8.57	117.41	108.11

Continued on next page...

Continued from previous page...

Mol	Chain	Res	Type	Atoms	Z	Observed(°)	Ideal(°)
20	A	839	CLA	C4D-C3D-CAD	8.55	117.39	108.11
20	3	301	CLA	OBD-CAD-C3D	-8.53	108.47	128.42
20	B	816	CLA	OBD-CAD-C3D	-8.52	108.50	128.42
20	4	304	CLA	C4D-CHA-C1A	8.52	131.41	121.24
20	B	818	CLA	OBD-CAD-C3D	-8.50	108.54	128.42
20	B	829	CLA	OBD-CAD-C3D	-8.48	108.59	128.42
20	A	801	CLA	CAB-C3B-C2B	-8.48	106.94	124.69
20	4	304	CLA	CMD-C2D-C1D	8.45	139.60	124.73
20	B	806	CLA	OBD-CAD-C3D	-8.43	108.71	128.42
20	F	206	CLA	OBD-CAD-C3D	-8.42	108.73	128.42
20	1	215	CLA	O2D-CGD-CBD	8.41	125.94	111.23
20	A	839	CLA	O2D-CGD-CBD	8.38	125.89	111.23
20	3	313	CLA	CHD-C4C-NC	8.34	137.16	124.23
20	B	813	CLA	OBD-CAD-C3D	-8.30	109.02	128.42
20	1	207	CLA	C3A-C2A-C1A	8.27	113.73	101.34
21	B	847	LMU	C1B-O5B-C5B	-8.25	97.60	113.72
20	H	103	CLA	OBD-CAD-C3D	-8.25	109.14	128.42
20	A	851	CLA	OBD-CAD-C3D	-8.20	109.25	128.42
22	F	203	BCR	C30-C25-C26	-8.19	111.45	122.64
20	R	108	CLA	OBD-CAD-C3D	-8.19	109.28	128.42
20	L	201	CLA	CMD-C2D-C1D	8.18	139.14	124.73
20	2	322	CLA	OBD-CAD-C3D	-8.16	109.35	128.42
20	A	832	CLA	OBD-CAD-C3D	-8.15	109.37	128.42
22	I	101	BCR	C3-C4-C5	-8.14	99.55	114.06
20	3	311	CLA	O2D-CGD-CBD	8.13	125.44	111.23
20	B	820	CLA	OBD-CAD-C3D	-8.11	109.45	128.42
20	1	202	CLA	C4D-C3D-CAD	8.07	116.88	108.11
20	B	838	CLA	CMD-C2D-C1D	8.06	138.92	124.73
21	H	106	LMU	C1B-C2B-C3B	-8.03	93.12	110.01
20	B	826	CLA	O2D-CGD-CBD	8.01	125.24	111.23
20	B	807	CLA	O2D-CGD-CBD	8.01	125.23	111.23
20	4	308	CLA	CAB-C3B-C2B	-7.99	107.96	124.69
20	B	835	CLA	CMD-C2D-C1D	7.98	138.78	124.73
20	L	201	CLA	C1D-CHD-C4C	-7.98	109.06	126.02
20	3	301	CLA	CAB-C3B-C2B	-7.96	108.03	124.69
20	3	308	CLA	OBD-CAD-C3D	-7.96	109.81	128.42
20	A	802	CLA	C2B-C1B-NB	7.95	117.07	110.11
20	A	811	CLA	CMD-C2D-C1D	7.95	138.72	124.73
22	I	103	BCR	C16-C15-C14	-7.94	107.27	123.52
20	4	307	CLA	CHD-C4C-NC	7.94	136.54	124.23
20	1	212	CLA	C2B-C1B-NB	7.92	117.05	110.11
20	H	103	CLA	CMD-C2D-C1D	7.92	138.68	124.73

Continued on next page...

Continued from previous page...

Mol	Chain	Res	Type	Atoms	Z	Observed(°)	Ideal(°)
20	2	308	CLA	OBD-CAD-C3D	-7.90	109.94	128.42
20	1	215	CLA	CMD-C2D-C1D	7.90	138.64	124.73
20	3	312	CLA	C2B-C1B-NB	7.90	117.03	110.11
20	A	801	CLA	CMD-C2D-C1D	7.84	138.53	124.73
20	B	827	CLA	O2D-CGD-CBD	7.82	124.90	111.23
20	A	829	CLA	O2D-CGD-CBD	7.81	124.88	111.23
20	3	312	CLA	C3A-C4A-CHB	-7.81	114.35	123.91
20	G	102	CLA	C1D-CHD-C4C	-7.80	109.45	126.02
22	B	852	BCR	C15-C14-C13	-7.80	116.34	127.28
20	2	307	CLA	C1D-CHD-C4C	-7.75	109.56	126.02
20	1	203	CLA	CMD-C2D-C1D	7.74	138.36	124.73
20	A	827	CLA	O2D-CGD-CBD	7.74	124.77	111.23
20	B	804	CLA	O2D-CGD-CBD	7.72	124.72	111.23
20	B	827	CLA	OBD-CAD-C3D	-7.70	110.41	128.42
20	1	210	CLA	C4D-C3D-CAD	7.66	116.43	108.11
20	L	208	CLA	CAA-C2A-C3A	-7.65	92.32	113.00
20	1	202	CLA	OBD-CAD-C3D	-7.65	110.54	128.42
20	B	811	CLA	CHD-C4C-NC	7.65	136.08	124.23
20	A	835	CLA	CMD-C2D-C1D	7.63	138.16	124.73
20	B	851	CLA	OBD-CAD-C3D	-7.62	110.60	128.42
20	2	301	CLA	C3A-C4A-CHB	-7.61	114.59	123.91
20	A	821	CLA	OBD-CAD-C3D	-7.60	110.65	128.42
21	H	104	LMU	C3B-C4B-C5B	-7.59	96.46	110.23
21	E	101	LMU	C1B-O5B-C5B	-7.59	98.90	113.72
20	A	827	CLA	OBD-CAD-C3D	-7.57	110.72	128.42
20	4	316	CLA	O2D-CGD-CBD	7.57	124.47	111.23
20	2	308	CLA	O2D-CGD-CBD	7.56	124.45	111.23
20	A	831	CLA	OBD-CAD-C3D	-7.55	110.77	128.42
20	F	204	CLA	C1B-C2B-C3B	-7.55	99.90	106.92
20	B	836	CLA	O2D-CGD-CBD	7.55	124.42	111.23
20	3	305	CLA	C4A-NA-C1A	7.52	110.11	106.68
20	A	812	CLA	OBD-CAD-C3D	-7.52	110.84	128.42
20	2	303	CLA	CMD-C2D-C1D	7.51	137.95	124.73
20	B	817	CLA	O2D-CGD-CBD	7.50	124.34	111.23
20	1	203	CLA	C4D-C3D-CAD	7.50	116.25	108.11
20	B	814	CLA	OBD-CAD-C3D	-7.49	110.90	128.42
20	A	840	CLA	CMD-C2D-C1D	7.49	137.91	124.73
20	1	210	CLA	CHD-C4C-NC	7.48	135.83	124.23
20	B	840	CLA	CAB-C3B-C2B	-7.48	109.04	124.69
20	B	826	CLA	OBD-CAD-C3D	-7.48	110.94	128.42
20	A	840	CLA	OBD-CAD-C3D	-7.47	110.96	128.42
20	B	828	CLA	OBD-CAD-C3D	-7.45	111.00	128.42

Continued on next page...

Continued from previous page...

Mol	Chain	Res	Type	Atoms	Z	Observed(°)	Ideal(°)
20	4	318	CLA	CMD-C2D-C1D	7.45	137.84	124.73
20	1	207	CLA	CMD-C2D-C1D	7.45	137.84	124.73
20	R	107	CLA	CMD-C2D-C1D	7.43	137.81	124.73
21	B	802	LMU	O5B-C5B-C4B	-7.43	96.32	109.70
20	4	304	CLA	C1D-CHD-C4C	-7.42	110.25	126.02
21	E	101	LMU	C4B-C3B-C2B	-7.41	97.82	110.83
20	2	305	CLA	OBD-CAD-C3D	-7.41	111.10	128.42
20	1	208	CLA	C3B-C2B-C1B	-7.38	99.97	106.29
20	2	301	CLA	C3B-C2B-C1B	-7.38	99.98	106.29
20	G	102	CLA	CHD-C4C-NC	7.37	135.66	124.23
20	R	108	CLA	CMD-C2D-C1D	7.36	137.70	124.73
20	1	205	CLA	C2B-C1B-NB	7.36	116.56	110.11
20	L	207	CLA	OBD-CAD-C3D	-7.36	111.22	128.42
20	B	812	CLA	CMD-C2D-C1D	7.36	137.69	124.73
20	4	304	CLA	CHD-C4C-NC	7.35	135.63	124.23
21	B	801	LMU	C3'-C4'-C5'	-7.34	94.66	110.93
20	B	837	CLA	OBD-CAD-C3D	-7.34	111.26	128.42
20	A	831	CLA	CMD-C2D-C1D	7.34	137.65	124.73
20	A	835	CLA	OBD-CAD-C3D	-7.32	111.31	128.42
20	1	210	CLA	C4A-NA-C1A	7.30	110.01	106.68
20	4	305	CLA	O2D-CGD-CBD	7.29	123.98	111.23
20	B	827	CLA	CMD-C2D-C1D	7.28	137.55	124.73
20	1	201	CLA	C4D-C3D-CAD	7.28	116.02	108.11
22	B	852	BCR	C3-C4-C5	-7.26	101.11	114.06
20	B	805	CLA	CAA-C2A-C3A	-7.26	93.38	113.00
20	4	303	CLA	C1D-CHD-C4C	-7.26	110.59	126.02
20	4	305	CLA	OBD-CAD-C3D	-7.25	111.47	128.42
20	3	320	CLA	CHA-C4D-ND	7.24	135.07	124.84
20	A	838	CLA	OBD-CAD-C3D	-7.24	111.50	128.42
20	A	850	CLA	OBD-CAD-C3D	-7.22	111.54	128.42
20	H	101	CLA	CMD-C2D-C1D	7.22	137.44	124.73
20	B	811	CLA	C4D-C3D-CAD	7.22	115.94	108.11
20	2	303	CLA	OBD-CAD-C3D	-7.20	111.58	128.42
20	A	832	CLA	CMD-C2D-C1D	7.19	137.40	124.73
20	B	811	CLA	C1D-CHD-C4C	-7.19	110.74	126.02
20	2	301	CLA	C2B-C1B-NB	7.19	116.41	110.11
20	A	815	CLA	C1D-CHD-C4C	-7.18	110.77	126.02
20	1	210	CLA	CHD-C4C-C3C	-7.16	114.33	124.77
20	1	210	CLA	O2A-CGA-O1A	-7.16	105.72	123.63
21	G	101	LMU	C1B-O5B-C5B	-7.14	99.77	113.72
20	F	204	CLA	CMD-C2D-C1D	7.14	137.31	124.73
20	1	204	CLA	O2D-CGD-CBD	7.13	123.70	111.23

Continued on next page...

Continued from previous page...

Mol	Chain	Res	Type	Atoms	Z	Observed(°)	Ideal(°)
20	1	201	CLA	CMD-C2D-C1D	7.13	137.28	124.73
20	4	306	CLA	C1D-CHD-C4C	-7.12	110.89	126.02
20	R	107	CLA	C4D-C3D-CAD	7.12	115.84	108.11
20	4	307	CLA	CMB-C2B-C1B	-7.12	118.03	128.46
21	H	104	LMU	C1B-C2B-C3B	-7.12	95.04	110.01
21	H	104	LMU	C3'-C4'-C5'	-7.10	95.18	110.93
20	A	809	CLA	OBD-CAD-C3D	-7.10	111.81	128.42
20	B	827	CLA	C4D-C3D-CAD	7.10	115.82	108.11
20	A	820	CLA	CMD-C2D-C1D	7.10	137.24	124.73
20	B	834	CLA	CMD-C2D-C1D	7.10	137.23	124.73
21	F	201	LMU	C2'-C3'-C4'	-7.10	93.57	109.68
20	3	310	CLA	C2B-C1B-NB	7.09	116.32	110.11
20	4	307	CLA	C1D-CHD-C4C	-7.09	110.96	126.02
20	1	204	CLA	CMD-C2D-C1D	7.08	137.20	124.73
20	B	837	CLA	O2D-CGD-CBD	7.08	123.61	111.23
20	4	311	CLA	OBD-CAD-C3D	-7.08	111.87	128.42
20	2	307	CLA	C1-C2-C3	-7.07	114.61	126.20
20	1	207	CLA	O2D-CGD-CBD	7.07	123.59	111.23
20	A	821	CLA	O2D-CGD-CBD	7.03	123.52	111.23
20	B	840	CLA	OBD-CAD-C3D	-7.01	112.03	128.42
20	B	818	CLA	C4D-C3D-CAD	7.01	115.72	108.11
20	1	210	CLA	C1D-CHD-C4C	-6.99	111.15	126.02
20	3	318	CLA	OBD-CAD-C3D	-6.98	112.09	128.42
20	1	207	CLA	OBD-CAD-C3D	-6.98	112.11	128.42
20	L	202	CLA	OBD-CAD-C3D	-6.97	112.13	128.42
20	A	831	CLA	O2D-CGD-CBD	6.95	123.39	111.23
20	B	809	CLA	CMD-C2D-C1D	6.95	136.97	124.73
22	3	314	BCR	C11-C10-C9	-6.94	117.54	127.28
20	B	819	CLA	CMD-C2D-C1D	6.94	136.95	124.73
21	H	108	LMU	O5'-C5'-C4'	-6.93	95.40	109.72
20	A	808	CLA	CMD-C2D-C1D	6.92	136.92	124.73
21	H	107	LMU	C4B-C3B-C2B	-6.92	98.68	110.83
20	B	835	CLA	O2D-CGD-CBD	6.92	123.33	111.23
20	1	207	CLA	C4D-C3D-CAD	6.91	115.61	108.11
20	B	805	CLA	CMD-C2D-C1D	6.91	136.89	124.73
20	B	818	CLA	CMD-C2D-C1D	6.90	136.87	124.73
21	R	101	LMU	O1B-C1B-C2B	6.89	125.05	108.09
20	H	102	CLA	O2D-CGD-CBD	6.89	123.27	111.23
20	B	804	CLA	OBD-CAD-C3D	-6.88	112.32	128.42
22	B	852	BCR	C4-C5-C6	-6.88	113.41	122.70
20	3	302	CLA	OBD-CAD-C3D	-6.86	112.38	128.42
20	A	807	CLA	O2D-CGD-CBD	6.86	123.22	111.23

Continued on next page...

Continued from previous page...

Mol	Chain	Res	Type	Atoms	Z	Observed(°)	Ideal(°)
20	A	801	CLA	O2D-CGD-CBD	6.86	123.21	111.23
20	B	807	CLA	O1D-CGD-CBD	-6.85	111.00	124.52
21	K	109	LMU	C3B-C4B-C5B	-6.85	97.81	110.23
20	A	828	CLA	O2D-CGD-CBD	6.84	123.18	111.23
20	4	309	CLA	C3B-C2B-C1B	-6.83	100.44	106.29
21	E	101	LMU	O2'-C2'-C1'	-6.81	93.85	110.08
20	1	202	CLA	C1-C2-C3	-6.81	115.04	126.20
20	H	103	CLA	C4D-C3D-CAD	6.80	115.49	108.11
20	3	313	CLA	CHD-C4C-C3C	-6.79	114.87	124.77
20	B	839	CLA	C4D-C3D-CAD	6.79	115.48	108.11
20	2	301	CLA	C1C-NC-C4C	-6.78	103.58	106.68
20	A	839	CLA	O1D-CGD-CBD	-6.78	111.15	124.52
20	A	833	CLA	CMD-C2D-C1D	6.78	136.66	124.73
20	K	102	CLA	O2D-CGD-CBD	6.77	123.07	111.23
20	4	304	CLA	CHC-C1C-NC	6.77	134.50	124.31
20	A	810	CLA	CMD-C2D-C1D	6.76	136.63	124.73
20	L	207	CLA	O2D-CGD-CBD	6.76	123.04	111.23
20	A	802	CLA	C4A-NA-C1A	6.76	109.76	106.68
20	B	822	CLA	O2D-CGD-CBD	6.75	123.03	111.23
20	B	804	CLA	CMD-C2D-C1D	6.74	136.60	124.73
20	A	810	CLA	O2D-CGD-CBD	6.74	123.02	111.23
20	1	206	CLA	OBD-CAD-C3D	-6.74	112.66	128.42
20	L	201	CLA	O2D-CGD-CBD	6.74	123.01	111.23
20	1	202	CLA	CMD-C2D-C1D	6.73	136.58	124.73
20	4	307	CLA	CHC-C1C-NC	6.72	134.44	124.31
20	L	209	CLA	C1D-CHD-C4C	-6.72	111.73	126.02
20	1	208	CLA	C3A-C4A-CHB	-6.72	115.68	123.91
21	R	101	LMU	O2B-C2B-C3B	6.72	126.21	110.38
22	B	852	BCR	C8-C9-C10	6.72	129.57	119.01
20	4	316	CLA	C1D-CHD-C4C	-6.71	111.75	126.02
21	H	108	LMU	O5B-C1B-C2B	-6.71	96.59	110.37
20	A	822	CLA	C4D-C3D-CAD	6.70	115.39	108.11
20	2	322	CLA	O2D-CGD-CBD	6.70	122.94	111.23
20	B	836	CLA	CMD-C2D-C1D	6.69	136.52	124.73
20	3	311	CLA	CHD-C4C-NC	6.69	134.60	124.23
20	B	831	CLA	C4D-C3D-CAD	6.68	115.36	108.11
20	G	102	CLA	CHD-C4C-C3C	-6.68	115.03	124.77
20	2	322	CLA	C1D-CHD-C4C	-6.67	111.83	126.02
20	B	825	CLA	O2D-CGD-CBD	6.67	122.89	111.23
20	A	852	CLA	CMD-C2D-C1D	6.67	136.47	124.73
20	3	302	CLA	C1D-CHD-C4C	-6.66	111.87	126.02
20	B	830	CLA	C4D-C3D-CAD	6.66	115.34	108.11

Continued on next page...

Continued from previous page...

Mol	Chain	Res	Type	Atoms	Z	Observed(°)	Ideal(°)
20	2	322	CLA	CAA-C2A-C3A	-6.66	95.01	113.00
20	3	308	CLA	CMD-C2D-C1D	6.65	136.44	124.73
20	L	203	CLA	OBD-CAD-C3D	-6.65	112.88	128.42
20	4	311	CLA	C4D-C3D-CAD	6.64	115.32	108.11
20	3	312	CLA	C2D-C3D-C4D	-6.64	99.28	107.35
20	A	813	CLA	OBD-CAD-C3D	-6.64	112.89	128.42
20	B	809	CLA	O2D-CGD-CBD	6.64	122.84	111.23
22	F	203	BCR	C24-C23-C22	-6.64	116.41	126.23
20	A	817	CLA	CMD-C2D-C1D	6.64	136.42	124.73
20	A	818	CLA	OBD-CAD-C3D	-6.64	112.90	128.42
20	A	839	CLA	CHC-C1C-NC	6.64	134.31	124.31
20	4	302	CLA	CMD-C2D-C1D	6.63	136.41	124.73
20	L	208	CLA	CMD-C2D-C1D	6.63	136.40	124.73
21	R	101	LMU	C4B-C3B-C2B	-6.62	99.21	110.83
20	R	108	CLA	C4D-C3D-CAD	6.61	115.29	108.11
20	A	809	CLA	CMD-C2D-C1D	6.61	136.37	124.73
20	A	804	CLA	CMD-C2D-C1D	6.61	136.37	124.73
22	I	103	BCR	C34-C9-C10	-6.61	112.11	122.82
20	K	101	CLA	CMD-C2D-C1D	6.61	136.36	124.73
21	H	106	LMU	C1B-O5B-C5B	6.61	126.62	113.72
20	A	850	CLA	C4D-C3D-CAD	6.60	115.28	108.11
20	J	101	CLA	CMD-C2D-C1D	6.60	136.35	124.73
20	B	804	CLA	C4D-C3D-CAD	6.59	115.27	108.11
20	L	201	CLA	C4D-C3D-CAD	6.58	115.25	108.11
20	B	832	CLA	C4D-C3D-CAD	6.58	115.25	108.11
20	B	823	CLA	CMD-C2D-C1D	6.57	136.29	124.73
21	H	107	LMU	C3B-C4B-C5B	-6.57	98.33	110.23
20	B	821	CLA	CHD-C4C-C3C	-6.56	115.20	124.77
20	3	319	CLA	C3A-C4A-CHB	-6.56	115.87	123.91
20	H	101	CLA	C4D-C3D-CAD	6.56	115.23	108.11
20	A	837	CLA	C4D-C3D-CAD	6.55	115.22	108.11
20	4	306	CLA	O2D-CGD-CBD	6.55	122.68	111.23
20	A	850	CLA	CHD-C4C-C3C	-6.55	115.23	124.77
20	A	823	CLA	OBD-CAD-C3D	-6.55	113.12	128.42
20	A	821	CLA	C4D-C3D-CAD	6.54	115.21	108.11
20	4	304	CLA	CAA-C2A-C3A	-6.54	95.31	113.00
20	A	815	CLA	CHD-C4C-NC	6.54	134.38	124.23
20	J	103	CLA	CMD-C2D-C1D	6.53	136.23	124.73
20	B	839	CLA	OBD-CAD-C3D	-6.53	113.16	128.42
20	K	102	CLA	CMD-C2D-C1D	6.52	136.22	124.73
20	2	304	CLA	C2B-C1B-NB	6.52	115.82	110.11
20	3	319	CLA	C2B-C1B-NB	6.52	115.82	110.11

Continued on next page...

Continued from previous page...

Mol	Chain	Res	Type	Atoms	Z	Observed(°)	Ideal(°)
20	B	838	CLA	OBD-CAD-C3D	-6.51	113.21	128.42
20	2	311	CLA	CMD-C2D-C1D	6.50	136.18	124.73
20	B	825	CLA	CMD-C2D-C1D	6.49	136.16	124.73
20	F	206	CLA	C1-C2-C3	-6.49	115.56	126.20
20	2	307	CLA	CHD-C4C-NC	6.49	134.29	124.23
20	H	101	CLA	C1D-CHD-C4C	-6.48	112.24	126.02
20	4	309	CLA	CHD-C4C-NC	6.48	134.09	124.24
20	A	826	CLA	CMD-C2D-C1D	6.48	136.14	124.73
20	B	809	CLA	CAB-C3B-C2B	-6.48	111.14	124.69
20	B	839	CLA	C4A-NA-C1A	6.47	109.63	106.68
20	B	836	CLA	OBD-CAD-C3D	-6.47	113.29	128.42
20	4	312	CLA	C2B-C1B-NB	6.47	115.78	110.11
20	B	830	CLA	CMD-C2D-C1D	6.47	136.12	124.73
20	A	830	CLA	C4D-C3D-CAD	6.46	115.12	108.11
20	B	829	CLA	O2D-CGD-CBD	6.46	122.52	111.23
20	3	310	CLA	C4A-NA-C1A	6.46	109.62	106.68
20	B	851	CLA	CMD-C2D-C1D	6.45	136.09	124.73
20	B	819	CLA	C1D-CHD-C4C	-6.45	112.32	126.02
20	B	820	CLA	CMD-C2D-C1D	6.44	136.07	124.73
20	2	305	CLA	CMD-C2D-C1D	6.43	136.05	124.73
20	A	814	CLA	OBD-CAD-C3D	-6.43	113.39	128.42
20	B	806	CLA	O2D-CGD-CBD	6.42	122.46	111.23
20	2	322	CLA	C4D-C3D-CAD	6.42	115.08	108.11
20	I	102	CLA	O2D-CGD-CBD	6.42	122.45	111.23
20	L	203	CLA	O2D-CGD-CBD	6.41	122.44	111.23
20	B	808	CLA	C1D-CHD-C4C	-6.41	112.39	126.02
20	B	832	CLA	C1D-CHD-C4C	-6.41	112.40	126.02
20	A	803	CLA	CMD-C2D-C1D	6.41	136.01	124.73
20	B	819	CLA	CHD-C4C-NC	6.40	134.15	124.23
20	A	825	CLA	CMD-C2D-C1D	6.38	135.96	124.73
20	4	307	CLA	CMD-C2D-C1D	6.38	135.96	124.73
20	B	814	CLA	CMD-C2D-C1D	6.38	135.96	124.73
20	A	839	CLA	C1D-CHD-C4C	-6.37	112.48	126.02
20	A	816	CLA	C1D-CHD-C4C	-6.37	112.48	126.02
20	A	811	CLA	C4D-C3D-CAD	6.36	115.02	108.11
20	A	821	CLA	CMD-C2D-C1D	6.36	135.93	124.73
20	2	311	CLA	C4D-C3D-CAD	6.36	115.01	108.11
20	1	211	CLA	C2B-C1B-NB	6.36	115.68	110.11
20	K	103	CLA	OBD-CAD-C3D	-6.35	113.57	128.42
20	3	305	CLA	C2B-C1B-NB	6.35	115.67	110.11
22	F	203	BCR	C3-C4-C5	-6.35	102.74	114.06
20	B	850	CLA	C4-C3-C5	6.35	126.25	115.23

Continued on next page...

Continued from previous page...

Mol	Chain	Res	Type	Atoms	Z	Observed(°)	Ideal(°)
20	A	824	CLA	CMD-C2D-C1D	6.35	135.90	124.73
20	3	302	CLA	C4D-C3D-CAD	6.34	114.99	108.11
20	B	838	CLA	C4D-C3D-CAD	6.34	114.99	108.11
20	A	816	CLA	CMD-C2D-C1D	6.33	135.88	124.73
20	B	835	CLA	C4D-C3D-CAD	6.33	114.98	108.11
22	I	103	BCR	C38-C26-C25	-6.33	117.58	124.48
20	A	839	CLA	CMD-C2D-C3D	-6.33	113.18	127.69
20	4	303	CLA	CAB-C3B-C2B	-6.33	111.45	124.69
20	A	836	CLA	O2D-CGD-CBD	6.32	122.27	111.23
20	A	802	CLA	CHD-C4C-NC	6.31	133.84	124.24
20	4	319	CLA	CMD-C2D-C1D	6.30	135.83	124.73
20	F	205	CLA	CMD-C2D-C1D	6.30	135.83	124.73
20	G	102	CLA	O2D-CGD-CBD	6.30	122.24	111.23
20	B	811	CLA	CHD-C4C-C3C	-6.30	115.59	124.77
20	1	202	CLA	C1D-CHD-C4C	-6.30	112.64	126.02
20	B	819	CLA	CHD-C4C-C3C	-6.29	115.60	124.77
20	B	819	CLA	C4D-C3D-CAD	6.29	114.94	108.11
20	4	303	CLA	C4D-C3D-CAD	6.29	114.94	108.11
20	4	305	CLA	CMD-C2D-C1D	6.28	135.79	124.73
20	R	108	CLA	C1D-CHD-C4C	-6.28	112.67	126.02
20	A	807	CLA	CGD-CBD-CAD	-6.28	90.52	110.85
20	1	203	CLA	O2D-CGD-CBD	6.28	122.20	111.23
20	K	108	CLA	CMD-C2D-C1D	6.28	135.78	124.73
20	4	316	CLA	OBD-CAD-C3D	-6.27	113.76	128.42
21	H	108	LMU	C1B-O1B-C4'	-6.27	103.12	117.98
20	2	302	CLA	CMD-C2D-C1D	6.26	135.75	124.73
20	B	850	CLA	O2D-CGD-CBD	6.26	122.18	111.23
20	B	827	CLA	C1D-CHD-C4C	-6.26	112.71	126.02
20	I	102	CLA	C1D-CHD-C4C	-6.26	112.72	126.02
20	A	815	CLA	C1-C2-C3	-6.26	116.64	126.76
20	A	834	CLA	CMD-C2D-C1D	6.25	135.74	124.73
20	4	308	CLA	CMD-C2D-C1D	6.25	135.74	124.73
20	4	311	CLA	C1D-CHD-C4C	-6.25	112.74	126.02
20	3	311	CLA	CMD-C2D-C1D	6.25	135.73	124.73
20	2	310	CLA	C2B-C1B-NB	6.24	115.57	110.11
20	4	311	CLA	CMD-C2D-C1D	6.23	135.71	124.73
20	1	206	CLA	C1D-CHD-C4C	-6.23	112.78	126.02
22	I	103	BCR	C29-C30-C25	-6.23	101.39	110.44
20	B	838	CLA	O2D-CGD-CBD	6.23	122.11	111.23
20	1	215	CLA	C1D-CHD-C4C	-6.22	112.79	126.02
20	B	831	CLA	O2D-CGD-CBD	6.22	122.11	111.23
20	4	305	CLA	C4D-C3D-CAD	6.22	114.87	108.11

Continued on next page...

Continued from previous page...

Mol	Chain	Res	Type	Atoms	Z	Observed(°)	Ideal(°)
20	A	823	CLA	CMD-C2D-C1D	6.22	135.68	124.73
20	B	814	CLA	O2D-CGD-CBD	6.22	122.10	111.23
20	B	805	CLA	C4D-C3D-CAD	6.21	114.85	108.11
20	A	852	CLA	O2D-CGD-CBD	6.21	122.08	111.23
20	B	826	CLA	C4A-NA-C1A	6.21	109.51	106.68
20	B	824	CLA	CMD-C2D-C1D	6.20	135.64	124.73
20	4	318	CLA	CHC-C1C-NC	6.20	133.65	124.31
20	B	812	CLA	C4D-C3D-CAD	6.20	114.84	108.11
20	A	806	CLA	CMD-C2D-C1D	6.19	135.63	124.73
20	B	811	CLA	CMD-C2D-C3D	-6.19	113.50	127.69
20	B	833	CLA	CMD-C2D-C1D	6.19	135.62	124.73
20	A	801	CLA	CAA-C2A-C3A	6.19	129.72	113.00
20	3	304	CLA	CMD-C2D-C1D	6.19	135.62	124.73
20	B	826	CLA	C4D-C3D-CAD	6.18	114.82	108.11
21	H	108	LMU	C1B-C2B-C3B	-6.18	97.01	110.01
20	A	814	CLA	CMD-C2D-C1D	6.18	135.60	124.73
20	B	817	CLA	C4D-C3D-CAD	6.18	114.81	108.11
20	1	210	CLA	CMD-C2D-C3D	-6.16	113.55	127.69
20	B	810	CLA	CMD-C2D-C1D	6.16	135.58	124.73
22	I	103	BCR	C8-C9-C10	6.16	128.70	119.01
20	B	830	CLA	O2D-CGD-CBD	6.15	121.99	111.23
21	B	802	LMU	C1B-O1B-C4'	-6.15	103.41	117.98
21	H	108	LMU	O5B-C5B-C4B	-6.14	98.63	109.70
20	4	309	CLA	C4A-NA-C1A	6.14	109.48	106.68
20	3	301	CLA	C4D-C3D-CAD	6.14	114.77	108.11
20	A	811	CLA	C1D-CHD-C4C	-6.14	112.97	126.02
20	1	214	CLA	C2B-C1B-NB	6.13	115.48	110.11
20	B	820	CLA	C4D-C3D-CAD	6.13	114.76	108.11
20	L	203	CLA	CMD-C2D-C1D	6.12	135.51	124.73
20	B	806	CLA	C1D-CHD-C4C	-6.12	113.02	126.02
20	A	808	CLA	C4D-C3D-CAD	6.11	114.75	108.11
20	A	815	CLA	C4D-C3D-CAD	6.11	114.74	108.11
20	L	202	CLA	O2D-CGD-CBD	6.10	121.90	111.23
20	3	320	CLA	C3D-C4D-CHA	-6.10	111.57	125.20
20	4	302	CLA	C4D-C3D-CAD	6.10	114.73	108.11
20	L	202	CLA	CMD-C2D-C1D	6.09	135.46	124.73
20	A	851	CLA	C1D-CHD-C4C	-6.09	113.08	126.02
20	1	209	CLA	CMD-C2D-C1D	6.09	135.45	124.73
20	3	308	CLA	C4D-C3D-CAD	6.08	114.71	108.11
20	2	307	CLA	C4D-C3D-CAD	6.08	114.71	108.11
20	A	822	CLA	CMD-C2D-C1D	6.08	135.43	124.73
20	A	817	CLA	C4D-C3D-CAD	6.08	114.70	108.11

Continued on next page...

Continued from previous page...

Mol	Chain	Res	Type	Atoms	Z	Observed(°)	Ideal(°)
20	L	207	CLA	C4D-C3D-CAD	6.08	114.70	108.11
20	2	303	CLA	O2D-CGD-CBD	6.08	121.85	111.23
20	3	311	CLA	C1D-CHD-C4C	-6.07	113.11	126.02
20	3	311	CLA	CHD-C4C-C3C	-6.07	115.92	124.77
20	H	109	CLA	CMD-C2D-C1D	6.07	135.42	124.73
20	3	303	CLA	C2B-C1B-NB	6.07	115.43	110.11
20	3	313	CLA	C1-C2-C3	-6.07	116.25	126.20
20	R	108	CLA	C4A-NA-C1A	6.07	109.45	106.68
20	2	312	CLA	C4A-NA-C1A	6.06	109.45	106.68
20	1	207	CLA	CBA-CAA-C2A	-6.06	95.75	113.79
20	4	311	CLA	CHD-C4C-C3C	-6.06	115.93	124.77
20	B	821	CLA	C6-C5-C3	-6.06	98.70	113.47
20	2	316	CLA	O2D-CGD-CBD	6.06	121.82	111.23
20	B	821	CLA	CBC-CAC-C3C	-6.06	96.00	112.42
20	A	852	CLA	C4D-C3D-CAD	6.05	114.68	108.11
20	2	312	CLA	C1D-CHD-C4C	-6.05	113.15	126.02
20	B	807	CLA	C4D-C3D-CAD	6.05	114.68	108.11
20	A	834	CLA	C4D-C3D-CAD	6.04	114.67	108.11
20	B	837	CLA	C1D-CHD-C4C	-6.04	113.18	126.02
20	A	816	CLA	C1-C2-C3	-6.04	116.30	126.20
20	1	201	CLA	C1D-CHD-C4C	-6.04	113.19	126.02
20	F	206	CLA	C1D-CHD-C4C	-6.03	113.20	126.02
20	B	805	CLA	O2D-CGD-CBD	6.03	121.77	111.23
20	J	103	CLA	C1D-CHD-C4C	-6.02	113.22	126.02
20	3	312	CLA	C3B-C2B-C1B	-6.02	101.13	106.29
20	3	311	CLA	O1D-CGD-CBD	-6.02	112.65	124.52
20	4	307	CLA	CAA-C2A-C1A	6.01	131.69	111.97
20	F	204	CLA	C4D-C3D-CAD	6.01	114.64	108.11
20	4	313	CLA	C2B-C1B-NB	6.01	115.37	110.11
20	4	314	CLA	C4D-C3D-CAD	6.00	114.63	108.11
20	1	211	CLA	C3A-C4A-CHB	-6.00	116.56	123.91
21	G	101	LMU	O5B-C5B-C6B	-6.00	91.58	106.44
22	I	101	BCR	C4-C5-C6	-5.99	114.61	122.70
20	A	812	CLA	CMD-C2D-C1D	5.99	135.27	124.73
20	4	311	CLA	CHD-C4C-NC	5.98	133.51	124.23
20	4	318	CLA	C1-C2-C3	-5.98	116.40	126.20
20	A	825	CLA	C4D-C3D-CAD	5.97	114.59	108.11
20	4	304	CLA	C4D-C3D-CAD	5.97	114.59	108.11
20	A	819	CLA	CMD-C2D-C1D	5.97	135.24	124.73
20	2	302	CLA	C1D-CHD-C4C	-5.97	113.34	126.02
20	B	822	CLA	C1D-CHD-C4C	-5.96	113.34	126.02
20	B	807	CLA	C4A-NA-C1A	5.96	109.40	106.68

Continued on next page...

Continued from previous page...

Mol	Chain	Res	Type	Atoms	Z	Observed(°)	Ideal(°)
20	K	103	CLA	O2D-CGD-CBD	5.96	121.64	111.23
20	A	835	CLA	C4D-C3D-CAD	5.96	114.57	108.11
22	F	203	BCR	C10-C11-C12	-5.95	105.96	123.20
20	A	837	CLA	CMD-C2D-C1D	5.95	135.20	124.73
20	B	831	CLA	CMD-C2D-C1D	5.95	135.20	124.73
20	B	823	CLA	C1D-CHD-C4C	-5.94	113.39	126.02
20	A	811	CLA	OBD-CAD-C3D	-5.94	114.53	128.42
20	A	813	CLA	C1D-CHD-C4C	-5.94	113.40	126.02
20	L	208	CLA	O2D-CGD-CBD	5.94	121.61	111.23
20	A	826	CLA	C4D-C3D-CAD	5.94	114.56	108.11
20	1	206	CLA	C4D-C3D-CAD	5.94	114.55	108.11
22	I	103	BCR	C11-C10-C9	-5.94	118.95	127.28
20	2	305	CLA	C4D-C3D-CAD	5.93	114.55	108.11
20	B	831	CLA	C1D-CHD-C4C	-5.93	113.41	126.02
20	B	806	CLA	C4A-NA-C1A	5.93	109.38	106.68
20	4	319	CLA	C1D-CHD-C4C	-5.92	113.43	126.02
20	4	314	CLA	C1D-CHD-C4C	-5.92	113.44	126.02
20	A	802	CLA	C3B-C2B-C1B	-5.92	101.22	106.29
20	2	311	CLA	O2D-CGD-CBD	5.92	121.58	111.23
22	L	210	BCR	C27-C26-C25	-5.92	114.71	122.70
20	K	101	CLA	C1D-CHD-C4C	-5.92	113.44	126.02
20	B	851	CLA	C4D-C3D-CAD	5.91	114.52	108.11
20	J	101	CLA	C1D-CHD-C4C	-5.91	113.47	126.02
20	J	101	CLA	C4D-C3D-CAD	5.90	114.51	108.11
20	L	201	CLA	C4-C3-C5	5.90	125.46	115.23
20	B	832	CLA	CMD-C2D-C1D	5.89	135.11	124.73
20	H	102	CLA	C1D-CHD-C4C	-5.89	113.49	126.02
20	1	209	CLA	C1D-CHD-C4C	-5.89	113.49	126.02
20	B	835	CLA	O2D-CGD-O1D	-5.89	112.38	123.85
20	B	824	CLA	C1D-CHD-C4C	-5.89	113.50	126.02
20	B	826	CLA	C1D-CHD-C4C	-5.89	113.50	126.02
20	B	829	CLA	CHD-C4C-C3C	-5.89	116.19	124.77
20	1	212	CLA	C3B-C2B-C1B	-5.89	101.25	106.29
20	A	824	CLA	C4D-C3D-CAD	5.89	114.50	108.11
20	A	817	CLA	C1D-CHD-C4C	-5.89	113.51	126.02
20	A	834	CLA	OBD-CAD-C3D	-5.88	114.66	128.42
20	K	101	CLA	C4D-C3D-CAD	5.88	114.49	108.11
20	A	809	CLA	CHC-C1C-NC	5.88	133.17	124.31
20	1	215	CLA	CHD-C4C-NC	5.88	133.34	124.23
20	K	108	CLA	C4D-C3D-CAD	5.87	114.48	108.11
20	A	833	CLA	O2D-CGD-CBD	5.87	121.50	111.23
20	4	302	CLA	C1D-CHD-C4C	-5.87	113.54	126.02

Continued on next page...

Continued from previous page...

Mol	Chain	Res	Type	Atoms	Z	Observed(°)	Ideal(°)
20	3	305	CLA	CHC-C1C-NC	5.87	132.96	124.33
20	R	108	CLA	CHD-C4C-NC	5.87	133.33	124.23
20	1	201	CLA	O2D-CGD-CBD	5.87	121.48	111.23
20	1	202	CLA	CHC-C1C-NC	5.87	133.15	124.31
20	B	816	CLA	C1D-CHD-C4C	-5.86	113.56	126.02
20	A	818	CLA	C4D-C3D-CAD	5.86	114.47	108.11
20	A	850	CLA	CHD-C4C-NC	5.86	133.31	124.23
20	B	821	CLA	CHD-C4C-NC	5.86	133.31	124.23
22	I	101	BCR	C30-C25-C24	5.85	131.53	115.65
20	B	833	CLA	O2D-CGD-CBD	5.85	121.46	111.23
20	4	306	CLA	CHD-C4C-C3C	-5.85	116.24	124.77
20	4	307	CLA	C4D-C3D-CAD	5.84	114.45	108.11
21	K	106	LMU	C1-O1'-C1'	-5.84	103.70	113.68
20	A	814	CLA	O2D-CGD-CBD	5.84	121.44	111.23
20	A	833	CLA	C4D-C3D-CAD	5.84	114.44	108.11
20	1	207	CLA	CGD-CBD-CAD	-5.82	92.00	110.85
20	H	109	CLA	C4D-C3D-CAD	5.82	114.43	108.11
20	4	308	CLA	C1D-CHD-C4C	-5.82	113.65	126.02
20	4	316	CLA	CHD-C4C-C3C	-5.82	116.29	124.77
20	3	318	CLA	CMD-C2D-C1D	5.82	134.97	124.73
20	B	823	CLA	C4D-C3D-CAD	5.81	114.42	108.11
20	3	304	CLA	C1D-CHD-C4C	-5.81	113.67	126.02
20	A	833	CLA	C1D-CHD-C4C	-5.81	113.67	126.02
20	F	205	CLA	C1D-CHD-C4C	-5.81	113.67	126.02
20	B	809	CLA	OBD-CAD-C3D	-5.81	114.84	128.42
20	1	210	CLA	O2A-CGA-CBA	5.81	129.54	111.83
20	B	811	CLA	CHC-C1C-NC	5.81	133.06	124.31
20	A	831	CLA	C4D-C3D-CAD	5.81	114.41	108.11
20	L	201	CLA	CMD-C2D-C3D	-5.80	114.38	127.69
21	H	106	LMU	C3B-C4B-C5B	-5.80	99.71	110.23
20	1	210	CLA	CGD-CBD-CAD	-5.79	92.10	110.85
20	3	303	CLA	C2A-C1A-CHA	-5.79	112.76	122.63
20	4	307	CLA	CBA-CAA-C2A	-5.79	96.58	113.79
20	1	201	CLA	CAC-C3C-C4C	5.78	132.31	124.79
20	4	310	CLA	C2B-C1B-NB	5.78	115.17	110.11
20	B	835	CLA	C1D-CHD-C4C	-5.78	113.74	126.02
22	I	103	BCR	C16-C17-C18	-5.77	119.19	127.28
20	A	832	CLA	C4D-C3D-CAD	5.77	114.37	108.11
20	B	829	CLA	CHD-C4C-NC	5.76	133.17	124.23
20	3	316	CLA	C2B-C1B-NB	5.76	115.16	110.11
20	B	810	CLA	C4D-C3D-CAD	5.76	114.36	108.11
20	K	102	CLA	C4D-C3D-CAD	5.76	114.36	108.11

Continued on next page...

Continued from previous page...

Mol	Chain	Res	Type	Atoms	Z	Observed(°)	Ideal(°)
20	A	830	CLA	CMD-C2D-C1D	5.76	134.87	124.73
20	1	206	CLA	CHD-C4C-C3C	-5.76	116.38	124.77
20	L	207	CLA	C1D-CHD-C4C	-5.75	113.79	126.02
20	1	205	CLA	CHD-C4C-NC	5.75	132.98	124.24
20	F	204	CLA	C1D-CHD-C4C	-5.75	113.80	126.02
20	I	102	CLA	CMD-C2D-C1D	5.75	134.85	124.73
20	4	316	CLA	O1D-CGD-CBD	-5.75	113.19	124.52
20	1	212	CLA	C4A-NA-C1A	5.74	109.30	106.68
20	A	802	CLA	C3A-C4A-CHB	-5.74	116.88	123.91
20	B	840	CLA	C4D-C3D-CAD	5.74	114.34	108.11
20	1	205	CLA	C3A-C4A-CHB	-5.74	116.88	123.91
20	A	838	CLA	C1D-CHD-C4C	-5.74	113.82	126.02
20	B	833	CLA	C4D-C3D-CAD	5.74	114.34	108.11
20	4	314	CLA	CAB-C3B-C2B	-5.73	112.69	124.69
20	A	805	CLA	C1D-CHD-C4C	-5.73	113.83	126.02
20	L	203	CLA	C1D-CHD-C4C	-5.73	113.83	126.02
21	H	104	LMU	C1'-C2'-C3'	-5.73	97.96	110.01
20	B	825	CLA	C1D-CHD-C4C	-5.73	113.84	126.02
20	4	306	CLA	O2A-CGA-CBA	5.72	129.29	111.83
20	A	801	CLA	CMD-C2D-C3D	-5.72	114.57	127.69
20	A	809	CLA	O2D-CGD-CBD	5.72	121.23	111.23
20	1	215	CLA	C4D-C3D-CAD	5.71	114.31	108.11
20	2	303	CLA	C4D-C3D-CAD	5.71	114.31	108.11
21	H	104	LMU	C1'-O5'-C5'	5.71	124.87	113.72
21	K	109	LMU	O1'-C1'-C2'	5.70	116.94	108.27
21	A	854	LMU	C1'-O5'-C5'	-5.70	102.58	113.72
20	A	806	CLA	C4D-C3D-CAD	5.70	114.30	108.11
20	B	818	CLA	C1D-CHD-C4C	-5.70	113.90	126.02
20	B	851	CLA	C1D-CHD-C4C	-5.70	113.90	126.02
20	4	303	CLA	CMD-C2D-C1D	5.70	134.77	124.73
20	B	834	CLA	C4D-C3D-CAD	5.70	114.30	108.11
21	B	802	LMU	C3B-C4B-C5B	-5.70	99.90	110.23
20	B	806	CLA	CMD-C2D-C1D	5.70	134.76	124.73
22	B	852	BCR	C36-C18-C19	5.69	126.79	118.09
20	B	820	CLA	C1D-CHD-C4C	-5.69	113.92	126.02
20	3	317	CLA	OBD-CAD-C3D	-5.69	115.11	128.42
20	A	838	CLA	CHD-C4C-C3C	-5.69	116.48	124.77
20	1	205	CLA	C2D-C3D-C4D	-5.69	100.44	107.35
20	3	301	CLA	CMD-C2D-C1D	5.68	134.74	124.73
20	1	204	CLA	C1D-CHD-C4C	-5.68	113.94	126.02
20	K	108	CLA	C1D-CHD-C4C	-5.68	113.94	126.02
20	3	313	CLA	C4D-C3D-CAD	5.68	114.28	108.11

Continued on next page...

Continued from previous page...

Mol	Chain	Res	Type	Atoms	Z	Observed(°)	Ideal(°)
20	3	306	CLA	CHD-C4C-NC	5.68	132.87	124.24
20	A	820	CLA	C4D-C3D-CAD	5.68	114.27	108.11
20	A	838	CLA	CHD-C4C-NC	5.68	133.03	124.23
20	2	312	CLA	O2D-CGD-CBD	5.67	121.14	111.23
20	R	108	CLA	O2A-CGA-CBA	5.67	129.12	111.83
20	A	824	CLA	C1D-CHD-C4C	-5.67	113.97	126.02
20	L	209	CLA	CHD-C4C-NC	5.66	133.01	124.23
20	3	305	CLA	CHD-C4C-NC	5.66	132.85	124.24
20	1	215	CLA	O2D-CGD-O1D	-5.66	112.82	123.85
22	B	852	BCR	C10-C11-C12	-5.65	106.82	123.20
20	A	828	CLA	C4D-C3D-CAD	5.65	114.25	108.11
20	3	316	CLA	C3A-C4A-CHB	-5.65	116.99	123.91
20	A	826	CLA	C1D-CHD-C4C	-5.65	114.01	126.02
20	A	812	CLA	C1D-CHD-C4C	-5.65	114.01	126.02
20	4	303	CLA	CBD-CAD-C3D	-5.65	100.71	108.25
20	B	813	CLA	C1D-CHD-C4C	-5.65	114.02	126.02
20	A	814	CLA	C4D-C3D-CAD	5.65	114.24	108.11
20	A	815	CLA	CHD-C4C-C3C	-5.65	116.54	124.77
22	I	103	BCR	C7-C8-C9	5.63	134.57	126.23
20	A	803	CLA	C4D-C3D-CAD	5.63	114.22	108.11
20	G	102	CLA	CMD-C2D-C1D	5.63	134.65	124.73
20	A	818	CLA	C1D-CHD-C4C	-5.63	114.06	126.02
20	K	103	CLA	C4D-C3D-CAD	5.63	114.22	108.11
20	3	307	CLA	CHD-C4C-NC	5.63	132.79	124.24
20	A	813	CLA	CMD-C2D-C1D	5.62	134.63	124.73
20	1	202	CLA	CAC-C3C-C4C	5.62	132.11	124.79
20	B	805	CLA	C1D-CHD-C4C	-5.62	114.07	126.02
20	B	837	CLA	CMD-C2D-C1D	5.62	134.63	124.73
20	B	815	CLA	OBD-CAD-C3D	-5.62	115.28	128.42
20	A	833	CLA	CHD-C4C-NC	5.62	132.94	124.23
20	A	803	CLA	C1D-CHD-C4C	-5.62	114.08	126.02
20	L	209	CLA	CHD-C4C-C3C	-5.62	116.58	124.77
20	A	825	CLA	C1D-CHD-C4C	-5.61	114.09	126.02
22	L	210	BCR	C30-C25-C26	-5.61	114.97	122.64
20	F	205	CLA	C4D-C3D-CAD	5.61	114.20	108.11
20	3	301	CLA	C1D-CHD-C4C	-5.61	114.10	126.02
20	J	103	CLA	C4D-C3D-CAD	5.61	114.20	108.11
20	A	805	CLA	CMD-C2D-C1D	5.60	134.59	124.73
20	3	304	CLA	CAB-C3B-C2B	-5.60	112.97	124.69
20	A	834	CLA	O2D-CGD-CBD	5.60	121.02	111.23
20	A	804	CLA	CHD-C4C-NC	5.60	132.91	124.23
20	3	320	CLA	CHD-C4C-NC	5.60	132.74	124.24

Continued on next page...

Continued from previous page...

Mol	Chain	Res	Type	Atoms	Z	Observed(°)	Ideal(°)
21	A	856	LMU	O1B-C4'-C3'	5.59	121.45	107.23
22	I	103	BCR	C15-C16-C17	5.59	134.96	123.52
20	2	304	CLA	C3A-C4A-CHB	-5.59	117.07	123.91
20	B	809	CLA	C4D-C3D-CAD	5.59	114.18	108.11
20	B	850	CLA	C1D-CHD-C4C	-5.58	114.16	126.02
20	4	307	CLA	C4A-NA-C1A	5.58	109.22	106.68
20	A	831	CLA	C1D-CHD-C4C	-5.57	114.17	126.02
20	B	809	CLA	C1D-CHD-C4C	-5.57	114.17	126.02
20	B	840	CLA	CBD-CAD-C3D	-5.57	100.81	108.25
21	L	204	LMU	O4'-C4B-C5B	-5.57	95.60	109.32
21	F	201	LMU	C1B-O1B-C4'	-5.57	104.77	117.98
20	4	308	CLA	C4D-C3D-CAD	5.57	114.16	108.11
20	B	814	CLA	C4D-C3D-CAD	5.57	114.16	108.11
20	A	836	CLA	C1D-CHD-C4C	-5.57	114.19	126.02
20	B	830	CLA	C1D-CHD-C4C	-5.57	114.19	126.02
20	2	316	CLA	C1D-CHD-C4C	-5.56	114.21	126.02
20	2	306	CLA	C2B-C1B-NB	5.56	114.98	110.11
20	2	315	CLA	C2B-C1B-NB	5.55	114.97	110.11
20	1	202	CLA	O2D-CGD-CBD	5.55	120.94	111.23
22	A	847	BCR	C16-C17-C18	-5.55	119.49	127.28
20	B	849	CLA	C4D-C3D-CAD	5.55	114.14	108.11
20	2	306	CLA	C2A-C1A-CHA	-5.54	113.18	122.63
20	3	309	CLA	C2B-C1B-NB	5.54	114.96	110.11
20	B	828	CLA	C4D-C3D-CAD	5.54	114.12	108.11
20	1	212	CLA	C3A-C4A-CHB	-5.54	117.12	123.91
20	B	814	CLA	C1D-CHD-C4C	-5.54	114.25	126.02
20	2	302	CLA	C4D-C3D-CAD	5.54	114.12	108.11
22	B	846	BCR	C16-C17-C18	-5.54	119.52	127.28
20	A	820	CLA	C1D-CHD-C4C	-5.53	114.26	126.02
20	1	212	CLA	C2A-C1A-CHA	-5.53	113.19	122.63
20	H	101	CLA	CHD-C4C-NC	5.53	132.81	124.23
22	A	844	BCR	C15-C14-C13	-5.53	119.52	127.28
20	A	809	CLA	C1D-CHD-C4C	-5.53	114.27	126.02
20	B	840	CLA	CMD-C2D-C1D	5.53	134.46	124.73
21	G	101	LMU	O4'-C4B-C3B	5.53	123.40	110.38
20	3	306	CLA	C3A-C4A-CHB	-5.52	117.14	123.91
20	3	317	CLA	O2D-CGD-CBD	5.52	120.88	111.23
20	L	208	CLA	C4D-C3D-CAD	5.52	114.10	108.11
20	B	804	CLA	C1D-CHD-C4C	-5.50	114.32	126.02
20	1	205	CLA	C3B-C2B-C1B	-5.50	101.58	106.29
20	F	204	CLA	CHD-C4C-NC	5.50	132.76	124.23
20	4	307	CLA	C3A-C2A-C1A	5.50	109.58	101.34

Continued on next page...

Continued from previous page...

Mol	Chain	Res	Type	Atoms	Z	Observed(°)	Ideal(°)
20	K	101	CLA	CHD-C4C-NC	5.50	132.76	124.23
22	A	844	BCR	C16-C17-C18	-5.50	119.57	127.28
20	A	817	CLA	O2D-CGD-CBD	5.50	120.84	111.23
20	H	103	CLA	C1D-CHD-C4C	-5.49	114.34	126.02
20	B	817	CLA	C1D-CHD-C4C	-5.49	114.35	126.02
21	1	213	LMU	C3'-C4'-C5'	-5.49	98.77	110.93
20	B	839	CLA	CMD-C2D-C1D	5.48	134.39	124.73
20	A	818	CLA	CMD-C2D-C1D	5.48	134.38	124.73
20	4	302	CLA	CHD-C4C-NC	5.48	132.73	124.23
20	A	822	CLA	C1D-CHD-C4C	-5.48	114.37	126.02
22	A	844	BCR	C11-C10-C9	-5.48	119.59	127.28
22	B	843	BCR	C11-C10-C9	-5.48	119.59	127.28
20	B	805	CLA	CHC-C1C-NC	5.48	132.56	124.31
20	1	215	CLA	CMD-C2D-C3D	-5.48	115.13	127.69
22	A	847	BCR	C15-C14-C13	-5.48	119.60	127.28
20	B	815	CLA	O2D-CGD-CBD	5.47	120.80	111.23
20	1	201	CLA	CMD-C2D-C3D	-5.47	115.14	127.69
20	4	303	CLA	CHD-C4C-NC	5.47	132.71	124.23
20	A	811	CLA	CMD-C2D-C3D	-5.47	115.15	127.69
20	K	103	CLA	C1D-CHD-C4C	-5.47	114.40	126.02
20	A	807	CLA	C4D-C3D-CAD	5.46	114.04	108.11
21	B	802	LMU	O3B-C3B-C2B	-5.46	97.50	110.38
20	3	307	CLA	C3A-C4A-CHB	-5.46	117.22	123.91
20	R	108	CLA	CHC-C1C-NC	5.46	132.54	124.31
20	A	828	CLA	C1D-CHD-C4C	-5.46	114.41	126.02
20	A	841	CLA	C4D-C3D-CAD	5.46	114.03	108.11
20	1	209	CLA	C4D-C3D-CAD	5.46	114.03	108.11
20	A	823	CLA	C4D-C3D-CAD	5.46	114.03	108.11
20	2	309	CLA	C2B-C1B-NB	5.45	114.89	110.11
20	A	837	CLA	O2D-CGD-CBD	5.45	120.76	111.23
20	A	823	CLA	C1D-CHD-C4C	-5.45	114.44	126.02
21	G	101	LMU	O1B-C1B-C2B	5.44	121.48	108.09
20	A	840	CLA	C4D-C3D-CAD	5.44	114.02	108.11
20	2	306	CLA	CHC-C1C-NC	5.44	132.33	124.33
20	3	304	CLA	CHD-C4C-NC	5.44	132.67	124.23
22	B	846	BCR	C11-C10-C9	-5.44	119.65	127.28
20	A	835	CLA	C1D-CHD-C4C	-5.44	114.46	126.02
20	J	101	CLA	CHD-C4C-NC	5.44	132.66	124.23
20	B	833	CLA	C1D-CHD-C4C	-5.44	114.47	126.02
20	A	812	CLA	C4D-C3D-CAD	5.43	114.01	108.11
20	J	103	CLA	CHD-C4C-NC	5.43	132.66	124.23
20	3	313	CLA	CMD-C2D-C1D	5.43	134.29	124.73

Continued on next page...

Continued from previous page...

Mol	Chain	Res	Type	Atoms	Z	Observed(°)	Ideal(°)
20	A	813	CLA	CHC-C1C-NC	5.43	132.49	124.31
20	4	316	CLA	CHD-C4C-NC	5.43	132.64	124.23
20	A	841	CLA	O2D-CGD-CBD	5.43	120.71	111.23
22	J	102	BCR	C15-C14-C13	-5.42	119.67	127.28
20	A	819	CLA	C1D-CHD-C4C	-5.42	114.49	126.02
20	B	823	CLA	CHD-C4C-NC	5.42	132.64	124.23
20	B	822	CLA	CMD-C2D-C1D	5.42	134.28	124.73
20	A	832	CLA	C1D-CHD-C4C	-5.42	114.50	126.02
20	4	319	CLA	C4D-C3D-CAD	5.42	113.99	108.11
21	K	104	LMU	C6B-C5B-C4B	-5.41	99.73	113.02
20	B	806	CLA	CHC-C1C-NC	5.41	132.47	124.31
21	E	101	LMU	C3B-C4B-C5B	-5.41	100.42	110.23
22	B	843	BCR	C15-C14-C13	-5.41	119.69	127.28
20	A	803	CLA	CHD-C4C-NC	5.41	132.62	124.23
20	3	317	CLA	C1D-CHD-C4C	-5.41	114.53	126.02
20	2	304	CLA	C2D-C3D-C4D	-5.41	100.78	107.35
20	A	818	CLA	CHD-C4C-NC	5.41	132.61	124.23
20	A	808	CLA	O2D-CGD-CBD	5.40	120.68	111.23
21	G	101	LMU	O5B-C1B-C2B	-5.40	99.27	110.37
20	4	304	CLA	CMD-C2D-C3D	-5.40	115.31	127.69
20	2	312	CLA	C4D-C3D-CAD	5.40	113.97	108.11
20	2	302	CLA	O2D-CGD-CBD	5.40	120.67	111.23
22	J	102	BCR	C11-C10-C9	-5.40	119.71	127.28
20	2	306	CLA	C2D-C3D-C4D	-5.40	100.79	107.35
20	A	805	CLA	CHC-C1C-NC	5.39	132.43	124.31
20	2	303	CLA	C1D-CHD-C4C	-5.39	114.56	126.02
20	2	316	CLA	CMD-C2D-C1D	5.39	134.22	124.73
22	A	843	BCR	C11-C10-C9	-5.39	119.72	127.28
22	B	846	BCR	C15-C14-C13	-5.39	119.72	127.28
20	L	209	CLA	CMD-C2D-C1D	5.39	134.22	124.73
20	A	840	CLA	C1D-CHD-C4C	-5.39	114.57	126.02
20	A	807	CLA	CMD-C2D-C1D	5.38	134.21	124.73
20	A	839	CLA	CHD-C4C-NC	5.38	132.58	124.23
20	A	819	CLA	O2D-CGD-CBD	5.38	120.64	111.23
20	L	201	CLA	O2D-CGD-O1D	-5.38	113.38	123.85
20	A	820	CLA	O2D-CGD-CBD	5.38	120.63	111.23
20	L	203	CLA	CHD-C4C-C3C	-5.38	116.94	124.77
20	K	102	CLA	C1D-CHD-C4C	-5.37	114.60	126.02
20	L	208	CLA	C1D-CHD-C4C	-5.37	114.60	126.02
22	J	102	BCR	C16-C17-C18	-5.37	119.75	127.28
22	I	103	BCR	C38-C26-C27	5.37	125.04	113.60
20	4	309	CLA	C3A-C4A-CHB	-5.36	117.34	123.91

Continued on next page...

Continued from previous page...

Mol	Chain	Res	Type	Atoms	Z	Observed(°)	Ideal(°)
20	1	202	CLA	CMD-C2D-C3D	-5.36	115.40	127.69
20	A	830	CLA	C1D-CHD-C4C	-5.36	114.63	126.02
20	K	103	CLA	CMD-C2D-C1D	5.36	134.16	124.73
20	2	316	CLA	C4D-C3D-CAD	5.36	113.93	108.11
20	1	205	CLA	C4C-CHD-C1D	-5.36	110.72	125.98
20	A	841	CLA	CMD-C2D-C1D	5.35	134.16	124.73
22	B	843	BCR	C16-C17-C18	-5.35	119.77	127.28
20	4	313	CLA	C3B-C2B-C1B	-5.35	101.71	106.29
20	2	308	CLA	C4D-C3D-CAD	5.35	113.92	108.11
20	4	314	CLA	CBD-CAD-C3D	-5.35	101.11	108.25
20	B	808	CLA	C4D-C3D-CAD	5.35	113.91	108.11
20	B	804	CLA	O2D-CGD-O1D	-5.35	113.44	123.85
20	A	835	CLA	CMD-C2D-C3D	-5.35	115.43	127.69
20	B	818	CLA	CHD-C4C-NC	5.34	132.52	124.23
20	B	824	CLA	C4D-C3D-CAD	5.34	113.91	108.11
20	A	804	CLA	C1D-CHD-C4C	-5.34	114.67	126.02
20	F	205	CLA	O2D-CGD-CBD	5.34	120.56	111.23
20	A	821	CLA	O1D-CGD-CBD	-5.34	113.99	124.52
20	B	803	CLA	CHD-C4C-NC	5.34	132.50	124.23
20	A	813	CLA	C4D-C3D-CAD	5.33	113.90	108.11
22	B	852	BCR	C34-C9-C10	-5.33	114.18	122.82
20	3	307	CLA	C2B-C1B-NB	5.33	114.78	110.11
20	A	850	CLA	CMD-C2D-C1D	5.33	134.11	124.73
20	F	204	CLA	CBD-CAD-C3D	-5.32	101.14	108.25
20	3	308	CLA	O2D-CGD-CBD	5.32	120.53	111.23
20	1	203	CLA	CMD-C2D-C3D	-5.32	115.49	127.69
20	A	835	CLA	CHD-C4C-NC	5.32	132.48	124.23
20	3	302	CLA	CBA-CAA-C2A	-5.32	97.97	113.79
20	A	835	CLA	CHC-C1C-NC	5.31	132.31	124.31
20	A	839	CLA	CHD-C4C-C3C	-5.31	117.03	124.77
20	A	819	CLA	C4D-C3D-CAD	5.31	113.87	108.11
21	R	104	LMU	O1B-C1B-C2B	5.31	121.15	108.09
20	A	802	CLA	CHC-C1C-NC	5.31	132.13	124.33
20	4	312	CLA	CHD-C4C-NC	5.30	132.30	124.24
20	R	108	CLA	CHD-C4C-C3C	-5.30	117.04	124.77
20	B	807	CLA	C1D-CHD-C4C	-5.30	114.76	126.02
20	J	103	CLA	O2D-CGD-CBD	5.30	120.49	111.23
20	1	206	CLA	CMD-C2D-C1D	5.30	134.05	124.73
20	B	850	CLA	CMD-C2D-C1D	5.29	134.05	124.73
20	A	805	CLA	CHD-C4C-NC	5.29	132.44	124.23
20	H	101	CLA	CHC-C1C-NC	5.29	132.28	124.31
20	B	826	CLA	CHD-C4C-C3C	-5.29	117.06	124.77

Continued on next page...

Continued from previous page...

Mol	Chain	Res	Type	Atoms	Z	Observed(°)	Ideal(°)
20	B	838	CLA	CMD-C2D-C3D	-5.29	115.56	127.69
20	B	803	CLA	CMD-C2D-C1D	5.28	134.03	124.73
20	3	319	CLA	C2A-C1A-CHA	-5.28	113.62	122.63
20	A	816	CLA	CHD-C4C-C3C	-5.28	117.07	124.77
20	1	208	CLA	C2A-C1A-CHA	-5.28	113.63	122.63
22	F	202	BCR	C11-C10-C9	-5.28	119.88	127.28
20	A	825	CLA	O2D-CGD-CBD	5.27	120.45	111.23
22	A	843	BCR	C16-C17-C18	-5.27	119.89	127.28
20	4	304	CLA	O2A-CGA-O1A	-5.27	110.45	123.63
22	B	845	BCR	C11-C10-C9	-5.27	119.89	127.28
20	A	827	CLA	C1D-CHD-C4C	-5.27	114.82	126.02
20	A	833	CLA	CHC-C1C-NC	5.27	132.24	124.31
20	B	836	CLA	C4D-C3D-CAD	5.27	113.83	108.11
20	A	811	CLA	CHC-C1C-NC	5.26	132.24	124.31
20	B	834	CLA	C1D-CHD-C4C	-5.26	114.83	126.02
20	A	805	CLA	C4D-C3D-CAD	5.26	113.82	108.11
20	3	313	CLA	CHC-C1C-NC	5.26	132.23	124.31
20	2	308	CLA	CMD-C2D-C1D	5.26	133.99	124.73
20	A	801	CLA	C1D-CHD-C4C	-5.26	114.84	126.02
21	G	101	LMU	C1B-C2B-C3B	-5.26	98.95	110.01
20	1	205	CLA	C2A-C1A-CHA	-5.25	113.67	122.63
21	H	105	LMU	C4B-C3B-C2B	-5.25	101.61	110.83
20	1	209	CLA	OBD-CAD-C3D	-5.25	116.14	128.42
20	A	802	CLA	C4C-CHD-C1D	-5.25	111.02	125.98
20	A	829	CLA	C1D-CHD-C4C	-5.25	114.86	126.02
20	A	821	CLA	C1D-CHD-C4C	-5.25	114.87	126.02
20	A	828	CLA	CMD-C2D-C1D	5.25	133.97	124.73
20	B	816	CLA	C4D-C3D-CAD	5.24	113.80	108.11
22	F	202	BCR	C15-C14-C13	-5.24	119.92	127.28
20	H	102	CLA	C4D-C3D-CAD	5.24	113.80	108.11
20	3	302	CLA	O2D-CGD-CBD	5.24	120.39	111.23
20	B	805	CLA	CHD-C4C-NC	5.24	132.36	124.23
20	H	109	CLA	C1D-CHD-C4C	-5.24	114.88	126.02
20	1	203	CLA	C1D-CHD-C4C	-5.24	114.89	126.02
20	A	831	CLA	CMD-C2D-C3D	-5.24	115.68	127.69
22	B	844	BCR	C24-C23-C22	-5.24	118.49	126.23
20	4	318	CLA	CMD-C2D-C3D	-5.24	115.68	127.69
20	A	813	CLA	O2D-CGD-CBD	5.23	120.38	111.23
20	B	817	CLA	CHD-C4C-C3C	-5.23	117.14	124.77
20	A	813	CLA	CHD-C4C-NC	5.23	132.33	124.23
20	B	829	CLA	C1D-CHD-C4C	-5.22	114.92	126.02
21	H	104	LMU	O5B-C5B-C4B	-5.22	100.28	109.70

Continued on next page...

Continued from previous page...

Mol	Chain	Res	Type	Atoms	Z	Observed(°)	Ideal(°)
20	H	102	CLA	CMD-C2D-C1D	5.22	133.92	124.73
20	3	306	CLA	C2B-C1B-NB	5.21	114.68	110.11
20	B	838	CLA	CHC-C1C-NC	5.21	132.16	124.31
22	A	843	BCR	C15-C14-C13	-5.21	119.97	127.28
20	4	318	CLA	C1D-CHD-C4C	-5.21	114.95	126.02
20	4	309	CLA	CHC-C1C-NC	5.21	131.98	124.33
20	L	201	CLA	CHD-C4C-C3C	-5.21	117.18	124.77
20	1	215	CLA	CGD-CBD-CAD	5.21	127.70	110.85
20	A	850	CLA	C1D-CHD-C4C	-5.20	114.96	126.02
20	2	309	CLA	C4A-NA-C1A	5.20	109.05	106.68
20	1	207	CLA	C1D-CHD-C4C	-5.20	114.97	126.02
22	A	845	BCR	C11-C10-C9	-5.20	119.98	127.28
22	F	202	BCR	C16-C17-C18	-5.20	119.99	127.28
20	1	202	CLA	C4-C3-C5	5.20	124.25	115.23
20	4	304	CLA	O2D-CGD-CBD	5.20	120.31	111.23
22	B	845	BCR	C15-C14-C13	-5.19	120.00	127.28
21	R	103	LMU	O3B-C3B-C4B	-5.19	98.15	110.38
20	B	815	CLA	CMD-C2D-C1D	5.19	133.86	124.73
22	B	842	BCR	C15-C14-C13	-5.19	120.00	127.28
20	A	837	CLA	C1D-CHD-C4C	-5.18	115.00	126.02
20	R	107	CLA	C1D-CHD-C4C	-5.18	115.00	126.02
20	4	312	CLA	C3A-C4A-CHB	-5.18	117.56	123.91
20	A	838	CLA	C4D-C3D-CAD	5.18	113.73	108.11
22	A	845	BCR	C16-C17-C18	-5.17	120.03	127.28
20	B	812	CLA	CMD-C2D-C3D	-5.17	115.84	127.69
20	3	301	CLA	CBD-CAD-C3D	-5.16	101.36	108.25
20	A	809	CLA	CAC-C3C-C4C	5.16	131.51	124.79
20	4	307	CLA	CBC-CAC-C3C	-5.16	98.43	112.42
20	4	306	CLA	CHD-C4C-NC	5.16	132.23	124.23
20	B	833	CLA	CHD-C4C-C3C	-5.16	117.25	124.77
22	B	845	BCR	C16-C17-C18	-5.16	120.05	127.28
20	K	108	CLA	O2D-CGD-CBD	5.15	120.24	111.23
20	3	318	CLA	C1D-CHD-C4C	-5.15	115.08	126.02
20	A	841	CLA	C4A-NA-C1A	5.15	109.03	106.68
20	A	808	CLA	C1D-CHD-C4C	-5.15	115.08	126.02
20	3	305	CLA	C2A-C1A-CHA	-5.14	113.86	122.63
20	1	210	CLA	CHC-C1C-NC	5.14	132.05	124.31
22	B	842	BCR	C11-C10-C9	-5.14	120.07	127.28
20	B	836	CLA	C1D-CHD-C4C	-5.14	115.10	126.02
20	L	202	CLA	C1D-CHD-C4C	-5.13	115.11	126.02
20	A	829	CLA	CMD-C2D-C1D	5.13	133.77	124.73
20	B	837	CLA	CHD-C4C-NC	5.13	132.19	124.23

Continued on next page...

Continued from previous page...

Mol	Chain	Res	Type	Atoms	Z	Observed(°)	Ideal(°)
20	2	305	CLA	C1D-CHD-C4C	-5.13	115.11	126.02
20	B	824	CLA	O2D-CGD-CBD	5.13	120.20	111.23
21	R	101	LMU	C1'-C2'-C3'	-5.13	99.22	110.01
20	F	204	CLA	OBD-CAD-C3D	-5.13	116.43	128.42
20	B	825	CLA	C4D-C3D-CAD	5.13	113.67	108.11
20	3	302	CLA	CMD-C2D-C1D	5.12	133.75	124.73
20	A	851	CLA	CHD-C4C-NC	5.12	132.17	124.23
20	L	203	CLA	C4D-C3D-CAD	5.12	113.67	108.11
20	A	829	CLA	O2D-CGD-O1D	-5.12	113.88	123.85
20	I	102	CLA	C4D-C3D-CAD	5.12	113.67	108.11
20	4	319	CLA	CHD-C4C-NC	5.12	132.17	124.23
22	A	845	BCR	C15-C14-C13	-5.12	120.10	127.28
21	K	104	LMU	C4B-C3B-C2B	-5.11	101.85	110.83
20	A	806	CLA	O2D-CGD-CBD	5.11	120.17	111.23
20	4	310	CLA	CHA-C4D-ND	5.11	132.06	124.84
20	2	302	CLA	CHD-C4C-NC	5.11	132.16	124.23
20	A	824	CLA	O2D-CGD-CBD	5.11	120.16	111.23
20	F	206	CLA	CHD-C4C-C3C	-5.11	117.32	124.77
20	A	841	CLA	C1D-CHD-C4C	-5.11	115.16	126.02
20	3	312	CLA	C2A-C1A-CHA	-5.11	113.92	122.63
20	G	102	CLA	C4D-C3D-CAD	5.11	113.65	108.11
20	A	815	CLA	CMA-C3A-C2A	-5.11	94.24	113.98
20	4	302	CLA	O2D-CGD-CBD	5.11	120.16	111.23
20	B	850	CLA	C4A-NA-C1A	5.10	109.01	106.68
20	1	216	CLA	C3A-C4A-CHB	-5.10	117.66	123.91
20	A	826	CLA	C1-C2-C3	-5.10	117.84	126.20
20	3	307	CLA	CHC-C1C-NC	5.10	131.83	124.33
20	H	101	CLA	C1-C2-C3	-5.10	117.84	126.20
20	B	816	CLA	CHD-C4C-C3C	-5.10	117.34	124.77
20	A	837	CLA	CHD-C4C-NC	5.10	132.14	124.23
20	B	817	CLA	CMD-C2D-C1D	5.09	133.70	124.73
20	4	308	CLA	CHD-C4C-NC	5.09	132.13	124.23
20	A	815	CLA	CMD-C2D-C1D	5.09	133.69	124.73
20	B	832	CLA	CHD-C4C-C3C	-5.09	117.35	124.77
20	1	209	CLA	CBD-CAD-C3D	-5.09	101.46	108.25
20	H	103	CLA	CMD-C2D-C3D	-5.08	116.03	127.69
20	L	207	CLA	CHD-C4C-NC	5.08	132.11	124.23
20	A	834	CLA	C1D-CHD-C4C	-5.08	115.21	126.02
20	F	205	CLA	CHD-C4C-NC	5.08	132.11	124.23
20	A	809	CLA	C4D-C3D-CAD	5.08	113.63	108.11
20	3	320	CLA	C2B-C1B-NB	5.08	114.56	110.11
23	B	841	PQN	C11-C12-C13	-5.08	118.08	126.83

Continued on next page...

Continued from previous page...

Mol	Chain	Res	Type	Atoms	Z	Observed(°)	Ideal(°)
21	H	105	LMU	O5'-C1'-C2'	-5.07	99.95	110.37
20	B	810	CLA	C1D-CHD-C4C	-5.07	115.24	126.02
20	A	833	CLA	C4A-NA-C1A	5.07	108.99	106.68
20	A	825	CLA	CHD-C4C-NC	5.07	132.09	124.23
20	A	824	CLA	CHD-C4C-NC	5.06	132.08	124.23
20	B	817	CLA	CHD-C4C-NC	5.06	132.08	124.23
20	2	311	CLA	C1D-CHD-C4C	-5.06	115.26	126.02
20	2	309	CLA	CHD-C4C-NC	5.06	131.93	124.24
21	E	101	LMU	O4'-C4B-C5B	5.06	121.79	109.32
22	B	844	BCR	C16-C17-C18	-5.06	120.18	127.28
20	A	806	CLA	C1D-CHD-C4C	-5.06	115.27	126.02
20	1	215	CLA	CHD-C4C-C3C	-5.06	117.40	124.77
20	A	804	CLA	C1-O2A-CGA	5.06	128.89	116.65
22	B	842	BCR	C16-C17-C18	-5.06	120.19	127.28
22	I	103	BCR	C15-C14-C13	5.06	134.37	127.28
20	4	318	CLA	CHD-C4C-NC	5.05	132.06	124.23
22	F	203	BCR	C16-C17-C18	-5.05	120.20	127.28
20	B	806	CLA	C6-C5-C3	-5.05	101.17	113.47
20	1	206	CLA	CHD-C4C-NC	5.05	132.05	124.23
20	B	834	CLA	O2D-CGD-CBD	5.05	120.05	111.23
22	F	203	BCR	C35-C13-C14	-5.04	114.65	122.82
20	1	215	CLA	CED-O2D-CGD	5.04	127.34	115.92
20	B	838	CLA	CHD-C4C-NC	5.03	132.04	124.23
21	R	103	LMU	O1B-C4'-C3'	5.03	120.03	107.23
20	B	833	CLA	CHD-C4C-NC	5.03	132.04	124.23
20	A	840	CLA	CMD-C2D-C3D	-5.03	116.15	127.69
20	3	306	CLA	CHC-C1C-NC	5.03	131.72	124.33
20	3	312	CLA	C3D-C4D-ND	5.02	116.36	109.50
21	R	103	LMU	C1B-O1B-C4'	5.02	129.89	117.98
20	K	101	CLA	O2D-CGD-CBD	5.02	120.01	111.23
20	4	310	CLA	C3B-C2B-C1B	-5.02	102.00	106.29
20	A	851	CLA	CMD-C2D-C1D	5.01	133.56	124.73
20	B	840	CLA	C1D-CHD-C4C	-5.01	115.38	126.02
20	A	837	CLA	CHC-C1C-NC	5.00	131.85	124.31
20	B	850	CLA	CHD-C4C-NC	5.00	131.99	124.23
20	A	851	CLA	CHD-C4C-C3C	-5.00	117.48	124.77
20	3	310	CLA	CHC-C1C-NC	5.00	131.68	124.33
20	A	816	CLA	CHD-C4C-NC	5.00	131.99	124.23
20	I	102	CLA	CHD-C4C-NC	5.00	131.99	124.23
20	B	835	CLA	CMD-C2D-C3D	-5.00	116.22	127.69
20	4	306	CLA	O2A-CGA-O1A	-5.00	111.12	123.63
20	3	313	CLA	CBC-CAC-C3C	-5.00	98.87	112.42

Continued on next page...

Continued from previous page...

Mol	Chain	Res	Type	Atoms	Z	Observed(°)	Ideal(°)
20	L	201	CLA	C4-C3-C2	-5.00	110.79	123.63
20	K	108	CLA	CHD-C4C-NC	4.99	131.97	124.23
20	A	808	CLA	CHD-C4C-NC	4.99	131.97	124.23
21	2	318	LMU	C1B-O1B-C4'	-4.99	106.14	117.98
20	L	203	CLA	CHD-C4C-NC	4.99	131.97	124.23
22	L	210	BCR	C33-C5-C6	-4.99	119.04	124.48
20	A	813	CLA	C4A-NA-C1A	4.99	108.96	106.68
20	B	804	CLA	CMD-C2D-C3D	-4.99	116.25	127.69
20	B	839	CLA	C1D-CHD-C4C	-4.99	115.42	126.02
21	N	101	LMU	O1'-C1'-C2'	4.98	115.84	108.27
20	4	310	CLA	C4C-CHD-C1D	-4.98	111.78	125.98
20	B	825	CLA	CHD-C4C-NC	4.98	131.95	124.23
20	B	807	CLA	CMD-C2D-C1D	4.98	133.49	124.73
20	B	821	CLA	C2A-C1A-CHA	-4.98	115.23	123.87
20	4	305	CLA	CHC-C1C-NC	4.97	131.80	124.31
20	A	815	CLA	CAA-C2A-C3A	-4.97	99.56	113.00
20	B	811	CLA	CGD-CBD-CAD	-4.97	94.75	110.85
20	A	816	CLA	C4D-C3D-CAD	4.97	113.50	108.11
20	B	803	CLA	O2D-CGD-CBD	4.97	119.92	111.23
22	A	846	BCR	C11-C10-C9	-4.97	120.31	127.28
20	B	824	CLA	CHD-C4C-NC	4.97	131.93	124.23
20	B	836	CLA	O2D-CGD-O1D	-4.96	114.19	123.85
20	1	211	CLA	C3B-C2B-C1B	-4.96	102.04	106.29
22	3	314	BCR	C33-C5-C6	-4.96	119.07	124.48
20	A	811	CLA	C1-C2-C3	-4.96	118.07	126.20
22	A	846	BCR	C16-C17-C18	-4.96	120.33	127.28
20	4	319	CLA	O2D-CGD-CBD	4.95	119.89	111.23
20	2	306	CLA	CHD-C4C-NC	4.95	131.77	124.24
20	3	317	CLA	CMD-C2D-C1D	4.95	133.45	124.73
20	A	851	CLA	C4D-C3D-CAD	4.95	113.48	108.11
20	B	812	CLA	OBD-CAD-C3D	-4.95	116.85	128.42
20	1	202	CLA	CAA-C2A-C1A	4.95	128.19	111.97
20	B	805	CLA	C4A-NA-C1A	4.94	108.94	106.68
20	4	304	CLA	CHD-C4C-C3C	-4.94	117.56	124.77
20	3	318	CLA	O2D-CGD-CBD	4.94	119.87	111.23
20	B	818	CLA	O2D-CGD-CBD	4.94	119.87	111.23
20	J	101	CLA	O2D-CGD-CBD	4.94	119.86	111.23
20	B	813	CLA	CMD-C2D-C1D	4.94	133.43	124.73
20	4	305	CLA	C4A-NA-C1A	4.94	108.93	106.68
20	A	801	CLA	CAC-C3C-C4C	4.94	131.22	124.79
21	R	104	LMU	O3B-C3B-C4B	-4.94	98.74	110.38
20	L	207	CLA	CMD-C2D-C1D	4.94	133.42	124.73

Continued on next page...

Continued from previous page...

Mol	Chain	Res	Type	Atoms	Z	Observed(°)	Ideal(°)
22	A	846	BCR	C15-C14-C13	-4.93	120.36	127.28
20	1	210	CLA	CBA-CAA-C2A	4.93	128.47	113.79
20	1	207	CLA	C4A-NA-C1A	4.93	108.93	106.68
20	B	840	CLA	C4A-NA-C1A	4.93	108.93	106.68
20	3	312	CLA	C4A-NA-C1A	4.93	108.93	106.68
20	3	310	CLA	C2A-C1A-CHA	-4.92	114.24	122.63
20	1	207	CLA	CAA-C2A-C3A	4.92	126.29	113.00
20	L	202	CLA	C4-C3-C5	4.91	123.75	115.23
20	H	103	CLA	C4A-NA-C1A	4.91	108.92	106.68
21	K	105	LMU	O1B-C4'-C5'	4.91	122.35	109.48
20	B	821	CLA	O2D-CGD-O1D	-4.91	114.30	123.85
20	A	831	CLA	O1D-CGD-CBD	-4.91	114.84	124.52
20	A	812	CLA	CHD-C4C-NC	4.90	131.83	124.23
20	3	306	CLA	C4A-NA-C1A	4.90	108.92	106.68
20	R	107	CLA	CMD-C2D-C3D	-4.90	116.45	127.69
20	2	322	CLA	CMD-C2D-C1D	4.90	133.36	124.73
20	1	201	CLA	CHB-C4A-NA	4.90	131.47	124.40
20	2	307	CLA	CHC-C1C-NC	4.90	131.69	124.31
20	4	310	CLA	C3A-C4A-CHB	-4.90	117.92	123.91
22	B	852	BCR	C16-C17-C18	-4.90	120.41	127.28
20	1	207	CLA	C2A-C3A-C4A	-4.89	93.96	101.87
20	B	827	CLA	CMD-C2D-C3D	-4.89	116.47	127.69
20	B	814	CLA	C4A-NA-C1A	4.89	108.91	106.68
20	B	832	CLA	CHD-C4C-NC	4.89	131.81	124.23
20	B	814	CLA	CHD-C4C-NC	4.89	131.81	124.23
20	4	318	CLA	O2D-CGD-CBD	4.89	119.78	111.23
20	B	809	CLA	CMD-C2D-C3D	-4.89	116.48	127.69
20	2	309	CLA	CHC-C1C-NC	4.89	131.51	124.33
20	3	308	CLA	C1D-CHD-C4C	-4.89	115.64	126.02
20	A	852	CLA	C1D-CHD-C4C	-4.89	115.64	126.02
22	B	844	BCR	C27-C26-C25	-4.88	116.11	122.70
20	1	214	CLA	C3A-C4A-CHB	-4.88	117.93	123.91
20	B	831	CLA	CHD-C4C-C3C	-4.88	117.66	124.77
20	G	102	CLA	O1D-CGD-CBD	-4.88	114.89	124.52
20	3	309	CLA	C3A-C4A-CHB	-4.88	117.93	123.91
20	B	823	CLA	O2D-CGD-CBD	4.88	119.76	111.23
20	A	803	CLA	CHD-C4C-C3C	-4.87	117.67	124.77
20	B	803	CLA	CHD-C4C-C3C	-4.87	117.67	124.77
20	A	834	CLA	CMD-C2D-C3D	-4.87	116.51	127.69
20	1	208	CLA	C2D-C3D-C4D	-4.87	101.43	107.35
20	A	814	CLA	C1D-CHD-C4C	-4.87	115.67	126.02
22	I	101	BCR	C28-C27-C26	-4.87	105.38	114.06

Continued on next page...

Continued from previous page...

Mol	Chain	Res	Type	Atoms	Z	Observed(°)	Ideal(°)
20	2	304	CLA	CHD-C4C-NC	4.86	131.63	124.24
20	B	806	CLA	CHD-C4C-NC	4.86	131.77	124.23
22	A	847	BCR	C11-C10-C9	-4.86	120.46	127.28
21	G	101	LMU	O3B-C3B-C4B	4.86	121.83	110.38
22	F	203	BCR	C34-C9-C8	4.86	125.51	118.09
20	B	829	CLA	CMD-C2D-C1D	4.86	133.29	124.73
20	A	810	CLA	C1D-CHD-C4C	-4.86	115.69	126.02
20	3	303	CLA	CHD-C4C-NC	4.86	131.62	124.24
20	B	815	CLA	C1D-CHD-C4C	-4.85	115.70	126.02
22	3	314	BCR	C7-C8-C9	-4.85	119.06	126.23
20	2	307	CLA	CHD-C4C-C3C	-4.85	117.70	124.77
20	B	808	CLA	CHD-C4C-NC	4.85	131.75	124.23
20	K	102	CLA	CHC-C1C-NC	4.85	131.61	124.31
20	2	310	CLA	C3A-C4A-CHB	-4.85	117.97	123.91
20	2	308	CLA	C1D-CHD-C4C	-4.84	115.72	126.02
20	B	816	CLA	CHD-C4C-NC	4.84	131.74	124.23
20	A	817	CLA	CHD-C4C-C3C	-4.84	117.71	124.77
20	A	852	CLA	C1-C2-C3	4.84	134.13	126.20
20	4	303	CLA	C1B-C2B-C3B	-4.84	102.42	106.92
20	3	304	CLA	C4D-C3D-CAD	4.84	113.36	108.11
20	1	216	CLA	C2B-C1B-NB	4.84	114.35	110.11
20	B	811	CLA	O2D-CGD-CBD	4.84	119.69	111.23
21	B	801	LMU	O1B-C4'-C3'	4.83	119.51	107.23
20	1	215	CLA	CHC-C1C-NC	4.83	131.58	124.31
20	4	309	CLA	C4C-CHD-C1D	-4.83	112.22	125.98
20	B	804	CLA	CHD-C4C-NC	4.83	131.72	124.23
20	B	822	CLA	C4D-C3D-CAD	4.82	113.35	108.11
20	F	204	CLA	CAB-C3B-C4B	-4.82	121.39	128.46
20	3	319	CLA	CHD-C4C-NC	4.82	131.57	124.24
20	B	806	CLA	C4D-C3D-CAD	4.82	113.34	108.11
20	3	303	CLA	CHC-C1C-NC	4.82	131.41	124.33
20	4	314	CLA	C1B-C2B-C3B	-4.81	102.44	106.92
20	A	841	CLA	C1-C2-C3	-4.81	118.31	126.20
20	3	310	CLA	C3B-C2B-C1B	-4.81	102.17	106.29
20	4	307	CLA	CMB-C2B-C3B	4.81	134.30	124.68
20	3	305	CLA	C3A-C4A-CHB	-4.81	118.02	123.91
20	A	810	CLA	C4D-C3D-CAD	4.81	113.33	108.11
21	K	109	LMU	O5B-C5B-C4B	-4.81	101.04	109.70
20	4	313	CLA	C2A-C1A-CHA	-4.80	114.45	122.63
22	L	210	BCR	C7-C8-C9	-4.80	119.14	126.23
20	3	319	CLA	C3B-C2B-C1B	-4.80	102.18	106.29
20	4	307	CLA	O2A-CGA-O1A	-4.80	111.63	123.63

Continued on next page...

Continued from previous page...

Mol	Chain	Res	Type	Atoms	Z	Observed(°)	Ideal(°)
21	2	318	LMU	O1'-C1'-C2'	4.79	115.55	108.27
22	L	210	BCR	C36-C18-C19	4.79	125.40	118.09
20	A	852	CLA	CHD-C4C-NC	4.79	131.65	124.23
21	E	101	LMU	O1'-C1'-C2'	-4.79	101.00	108.27
20	L	207	CLA	CHD-C4C-C3C	-4.78	117.80	124.77
20	A	832	CLA	O2D-CGD-CBD	4.78	119.58	111.23
20	3	310	CLA	C2D-C3D-C4D	-4.78	101.55	107.35
20	A	811	CLA	CHD-C4C-NC	4.78	131.64	124.23
20	A	839	CLA	O2A-CGA-CBA	4.78	126.40	111.83
20	4	309	CLA	C2A-C1A-CHA	-4.77	114.49	122.63
20	B	836	CLA	CHD-C4C-NC	4.77	131.63	124.23
20	4	307	CLA	CHD-C4C-C3C	-4.77	117.82	124.77
23	B	841	PQN	C2M-C2-C3	-4.77	116.61	124.45
20	1	201	CLA	CAC-C3C-C2C	-4.76	118.81	127.56
20	3	307	CLA	C4A-NA-C1A	4.76	108.85	106.68
21	B	801	LMU	O2'-C2'-C3'	4.76	121.60	110.38
20	B	803	CLA	C1D-CHD-C4C	-4.75	115.91	126.02
21	L	204	LMU	O5B-C5B-C4B	-4.75	101.14	109.70
20	A	841	CLA	CHD-C4C-C3C	-4.75	117.85	124.77
20	B	830	CLA	CHD-C4C-NC	4.75	131.59	124.23
20	B	805	CLA	CMD-C2D-C3D	-4.75	116.81	127.69
20	3	319	CLA	C4A-NA-C1A	4.75	108.84	106.68
21	B	801	LMU	O5'-C5'-C6'	4.74	118.19	106.44
20	3	319	CLA	C3D-C4D-CHA	-4.74	114.61	125.20
20	A	826	CLA	CHD-C4C-NC	4.74	131.57	124.23
20	B	835	CLA	CHD-C4C-NC	4.74	131.57	124.23
20	H	101	CLA	CMD-C2D-C3D	-4.74	116.83	127.69
20	1	207	CLA	CMD-C2D-C3D	-4.74	116.83	127.69
20	2	303	CLA	CHD-C4C-NC	4.74	131.57	124.23
20	B	818	CLA	CHD-C4C-C3C	-4.73	117.87	124.77
20	3	304	CLA	CHD-C4C-C3C	-4.73	117.56	125.03
20	K	103	CLA	CHD-C4C-NC	4.73	131.57	124.23
20	A	804	CLA	O2A-CGA-CBA	4.73	126.26	111.83
20	A	828	CLA	CHD-C4C-NC	4.73	131.56	124.23
20	B	830	CLA	O2D-CGD-O1D	-4.73	114.65	123.85
20	L	209	CLA	C4D-C3D-CAD	4.72	113.24	108.11
20	B	837	CLA	CHD-C4C-C3C	-4.72	117.90	124.77
20	2	303	CLA	CMD-C2D-C3D	-4.71	116.89	127.69
20	L	208	CLA	CHD-C4C-NC	4.71	131.53	124.23
20	K	102	CLA	CMA-C3A-C4A	-4.70	99.14	111.77
20	4	314	CLA	CMD-C2D-C1D	4.70	133.00	124.73
20	1	208	CLA	C4A-NA-C1A	4.70	108.82	106.68

Continued on next page...

Continued from previous page...

Mol	Chain	Res	Type	Atoms	Z	Observed(°)	Ideal(°)
20	1	209	CLA	CHD-C4C-NC	4.69	131.51	124.23
20	F	204	CLA	CHC-C1C-NC	4.69	131.38	124.31
20	A	835	CLA	O2D-CGD-O1D	-4.69	114.72	123.85
21	R	101	LMU	O1'-C1'-C2'	4.69	115.40	108.27
20	A	838	CLA	O2D-CGD-CBD	4.69	119.43	111.23
20	3	318	CLA	C4D-C3D-CAD	4.69	113.20	108.11
20	H	103	CLA	CHD-C4C-NC	4.69	131.50	124.23
21	K	106	LMU	C3'-C4'-C5'	-4.68	100.55	110.93
21	N	101	LMU	O5B-C5B-C4B	4.68	118.13	109.70
20	4	313	CLA	CHA-C4D-ND	4.68	131.45	124.84
20	1	201	CLA	CHD-C4C-NC	4.68	131.48	124.23
20	F	204	CLA	CMD-C2D-C3D	-4.67	116.97	127.69
20	1	205	CLA	CHC-C1C-NC	4.67	131.20	124.33
20	A	804	CLA	CHC-C1C-NC	4.67	131.35	124.31
20	2	310	CLA	C3B-C2B-C1B	-4.67	102.29	106.29
20	J	103	CLA	CHD-C4C-C3C	-4.67	117.97	124.77
20	B	831	CLA	CHD-C4C-NC	4.67	131.47	124.23
20	1	206	CLA	O2D-CGD-CBD	4.67	119.39	111.23
20	A	801	CLA	CHC-C1C-NC	4.67	131.34	124.31
20	H	109	CLA	O2D-CGD-CBD	4.66	119.38	111.23
20	A	804	CLA	CMD-C2D-C3D	-4.66	117.00	127.69
20	B	816	CLA	CHC-C1C-NC	4.66	131.32	124.31
21	B	847	LMU	O2B-C2B-C3B	-4.65	99.40	110.38
22	I	101	BCR	C37-C22-C23	-4.65	110.98	118.09
20	B	840	CLA	CAA-C2A-C3A	-4.65	105.57	116.23
20	A	836	CLA	CHD-C4C-NC	4.65	131.44	124.23
20	L	201	CLA	CHD-C4C-NC	4.65	131.44	124.23
20	A	802	CLA	C1D-ND-C4D	-4.65	103.05	106.31
21	K	106	LMU	C4B-C3B-C2B	-4.65	102.67	110.83
20	B	808	CLA	CMD-C2D-C1D	4.65	132.91	124.73
22	3	314	BCR	C16-C15-C14	-4.65	114.01	123.52
22	B	844	BCR	C30-C25-C26	-4.64	116.30	122.64
20	B	849	CLA	C1D-CHD-C4C	-4.64	116.16	126.02
20	A	810	CLA	CMD-C2D-C3D	-4.64	117.05	127.69
20	K	102	CLA	C1-C2-C3	-4.64	119.26	126.76
20	F	206	CLA	C4-C3-C5	4.64	123.28	115.23
21	2	320	LMU	O1'-C1'-C2'	4.63	115.31	108.27
20	K	103	CLA	CHD-C4C-C3C	-4.63	118.02	124.77
21	4	322	LMU	O1'-C1'-C2'	4.63	115.31	108.27
22	F	203	BCR	C8-C7-C6	-4.63	114.63	127.00
21	H	104	LMU	O3B-C3B-C4B	4.63	121.29	110.38
20	2	312	CLA	CMD-C2D-C1D	4.63	132.88	124.73

Continued on next page...

Continued from previous page...

Mol	Chain	Res	Type	Atoms	Z	Observed(°)	Ideal(°)
20	B	839	CLA	O2A-CGA-CBA	4.63	125.94	111.83
20	3	316	CLA	C4A-NA-C1A	4.62	108.79	106.68
20	2	308	CLA	CHC-C1C-NC	4.62	131.28	124.31
21	H	104	LMU	O4'-C4B-C5B	4.62	120.71	109.32
20	3	311	CLA	C4D-C3D-CAD	4.62	113.12	108.11
20	B	821	CLA	CMD-C2D-C1D	4.62	132.86	124.73
21	L	204	LMU	C1'-O5'-C5'	4.62	122.74	113.72
20	A	804	CLA	C4D-C3D-CAD	4.62	113.12	108.11
20	3	301	CLA	CBD-CHA-C1A	4.62	134.35	127.38
20	2	315	CLA	C3A-C4A-CHB	-4.62	118.26	123.91
20	B	837	CLA	C4D-C3D-CAD	4.62	113.12	108.11
22	I	103	BCR	C7-C6-C5	4.61	132.18	121.56
20	A	801	CLA	O2D-CGD-O1D	-4.61	114.87	123.85
20	B	851	CLA	CHC-C1C-NC	4.61	131.25	124.31
20	4	312	CLA	C4C-CHD-C1D	-4.61	112.86	125.98
21	K	105	LMU	O1'-C1'-C2'	4.61	115.27	108.27
21	1	213	LMU	O1B-C4'-C5'	4.60	121.55	109.48
20	A	837	CLA	CAA-CBA-CGA	-4.60	100.14	113.21
20	A	828	CLA	C4A-NA-C1A	4.60	108.78	106.68
21	H	108	LMU	O5'-C5'-C6'	4.60	117.84	106.44
20	A	827	CLA	C4D-C3D-CAD	4.60	113.10	108.11
20	L	201	CLA	C4D-CHA-C1A	4.60	126.73	121.24
20	F	204	CLA	C4B-C3B-C2B	4.60	111.20	106.92
20	A	802	CLA	C2A-C1A-CHA	-4.60	114.80	122.63
20	A	812	CLA	O2D-CGD-CBD	4.59	119.26	111.23
20	B	834	CLA	CHD-C4C-NC	4.59	131.35	124.23
20	2	304	CLA	CHC-C1C-NC	4.59	131.08	124.33
20	R	107	CLA	O2A-CGA-CBA	4.59	125.83	111.83
20	2	311	CLA	CAC-C3C-C4C	4.58	130.75	124.79
20	B	812	CLA	C1D-CHD-C4C	-4.58	116.28	126.02
20	4	312	CLA	CHC-C1C-NC	4.58	131.06	124.33
20	1	216	CLA	C2A-C1A-CHA	-4.58	114.82	122.63
20	A	834	CLA	CHD-C4C-NC	4.58	131.33	124.23
20	4	303	CLA	CHD-C4C-C3C	-4.58	117.80	125.03
20	B	825	CLA	O1D-CGD-CBD	-4.58	115.49	124.52
20	B	821	CLA	C1D-CHD-C4C	-4.58	116.29	126.02
22	A	843	BCR	C24-C23-C22	-4.58	119.46	126.23
20	1	214	CLA	C3B-C2B-C1B	-4.58	102.37	106.29
20	B	813	CLA	C4D-C3D-CAD	4.58	113.08	108.11
20	3	301	CLA	CHD-C4C-NC	4.58	131.32	124.23
20	K	102	CLA	CMB-C2B-C3B	4.57	133.82	124.68
20	4	304	CLA	C1-O2A-CGA	-4.57	105.58	116.65

Continued on next page...

Continued from previous page...

Mol	Chain	Res	Type	Atoms	Z	Observed(°)	Ideal(°)
20	2	306	CLA	C3D-C4D-CHA	-4.57	114.99	125.20
20	3	312	CLA	CHD-C4C-NC	4.57	131.19	124.24
20	3	312	CLA	CHC-C1C-NC	4.57	131.05	124.33
20	3	316	CLA	CHD-C4C-NC	4.57	131.18	124.24
20	A	831	CLA	CHC-C1C-NC	4.57	131.19	124.31
20	2	306	CLA	C4A-NA-C1A	4.57	108.76	106.68
20	A	852	CLA	CMD-C2D-C3D	-4.57	117.21	127.69
20	A	807	CLA	CAA-C2A-C3A	-4.57	100.66	113.00
22	A	847	BCR	C33-C5-C6	-4.57	119.50	124.48
20	1	207	CLA	CHD-C4C-NC	4.56	131.30	124.23
20	B	851	CLA	CHD-C4C-NC	4.56	131.30	124.23
21	B	802	LMU	O3'-C3'-C2'	-4.56	99.63	110.38
20	A	839	CLA	CMC-C2C-C1C	-4.56	117.91	125.03
21	B	801	LMU	C6B-C5B-C4B	-4.56	101.83	113.02
20	A	820	CLA	CHD-C4C-NC	4.56	131.29	124.23
20	A	827	CLA	CHD-C4C-NC	4.56	131.29	124.23
20	1	212	CLA	CHC-C1C-NC	4.56	131.03	124.33
20	B	807	CLA	OBD-CAD-C3D	-4.55	117.78	128.42
20	2	308	CLA	O2D-CGD-O1D	-4.55	114.99	123.85
21	A	856	LMU	C3'-C4'-C5'	-4.55	100.84	110.93
20	H	103	CLA	C4-C3-C5	4.55	123.12	115.23
21	C	101	LMU	O1'-C1'-C2'	4.55	115.18	108.27
20	B	824	CLA	CHD-C4C-C3C	-4.55	118.14	124.77
20	A	821	CLA	C4A-NA-C1A	4.55	108.75	106.68
20	B	807	CLA	C1-C2-C3	-4.54	118.75	126.20
20	B	814	CLA	CHD-C4C-C3C	-4.54	118.15	124.77
20	3	302	CLA	CHD-C4C-C3C	-4.54	118.15	124.77
20	A	817	CLA	CHD-C4C-NC	4.54	131.27	124.23
20	2	301	CLA	C2B-C3B-C4B	4.54	110.17	106.29
20	B	823	CLA	CHD-C4C-C3C	-4.54	118.15	124.77
20	B	850	CLA	C4D-C3D-CAD	4.54	113.04	108.11
20	B	821	CLA	CAA-C2A-C1A	-4.54	97.10	111.97
21	1	213	LMU	C1'-C2'-C3'	4.54	119.55	110.01
20	3	308	CLA	C4A-NA-C1A	4.53	108.75	106.68
20	1	215	CLA	C6-C5-C3	-4.53	102.43	113.47
20	1	204	CLA	CHD-C4C-C3C	-4.53	118.17	124.77
22	A	845	BCR	C38-C26-C25	-4.53	119.54	124.48
20	4	319	CLA	CHD-C4C-C3C	-4.53	118.17	124.77
20	4	312	CLA	C4A-NA-C1A	4.53	108.74	106.68
20	A	832	CLA	CMD-C2D-C3D	-4.53	117.31	127.69
21	3	322	LMU	O3B-C3B-C2B	-4.53	99.71	110.38
20	B	838	CLA	C1D-CHD-C4C	-4.52	116.40	126.02

Continued on next page...

Continued from previous page...

Mol	Chain	Res	Type	Atoms	Z	Observed(°)	Ideal(°)
20	A	815	CLA	CHC-C1C-NC	4.52	131.12	124.31
20	2	312	CLA	CHD-C4C-C3C	-4.52	118.18	124.77
20	B	806	CLA	CHB-C4A-NA	4.52	130.93	124.40
22	J	102	BCR	C24-C23-C22	-4.52	119.55	126.23
20	3	302	CLA	CAA-C2A-C1A	4.52	126.78	111.97
20	B	808	CLA	CHD-C4C-C3C	-4.52	118.19	124.77
22	A	844	BCR	C7-C8-C9	-4.52	119.55	126.23
20	B	828	CLA	C1-O2A-CGA	4.52	127.58	116.65
20	1	201	CLA	CBC-CAC-C3C	-4.52	100.18	112.42
20	2	310	CLA	CHD-C4C-NC	4.51	131.10	124.24
20	1	212	CLA	CHD-C4C-NC	4.51	131.10	124.24
20	A	813	CLA	C1-C2-C3	-4.51	118.80	126.20
21	K	109	LMU	C1B-C2B-C3B	4.50	119.49	110.01
20	2	309	CLA	C3A-C4A-CHB	-4.50	118.39	123.91
20	A	806	CLA	CHD-C4C-NC	4.50	131.22	124.23
20	2	315	CLA	CHD-C4C-NC	4.50	131.08	124.24
20	4	314	CLA	CBD-CHA-C1A	4.50	134.17	127.38
20	A	836	CLA	O2D-CGD-O1D	-4.50	115.09	123.85
20	2	302	CLA	CHD-C4C-C3C	-4.50	118.22	124.77
22	B	845	BCR	C33-C5-C6	-4.50	119.58	124.48
20	3	317	CLA	C4D-C3D-CAD	4.50	112.99	108.11
20	B	809	CLA	CHD-C4C-NC	4.50	131.20	124.23
20	L	202	CLA	CHD-C4C-NC	4.50	131.20	124.23
20	B	837	CLA	CHC-C1C-NC	4.49	131.08	124.31
20	4	308	CLA	CBD-CAD-C3D	-4.49	102.25	108.25
20	B	828	CLA	C1D-CHD-C4C	-4.49	116.48	126.02
20	B	813	CLA	CHD-C4C-C3C	-4.49	118.23	124.77
20	A	809	CLA	CMD-C2D-C3D	-4.49	117.39	127.69
20	4	307	CLA	CMD-C2D-C3D	-4.49	117.40	127.69
20	1	211	CLA	C4A-NA-C1A	4.49	108.73	106.68
22	J	102	BCR	C7-C8-C9	-4.49	119.60	126.23
21	H	104	LMU	O3B-C3B-C2B	4.48	120.94	110.38
21	K	105	LMU	C1'-O5'-C5'	-4.48	104.97	113.72
20	A	830	CLA	CHD-C4C-NC	4.48	131.18	124.23
21	F	201	LMU	C6B-C5B-C4B	-4.48	102.03	113.02
22	A	844	BCR	C24-C23-C22	-4.47	119.61	126.23
20	B	834	CLA	C4-C3-C5	4.47	121.39	116.13
20	B	831	CLA	O1D-CGD-CBD	-4.47	115.70	124.52
22	B	846	BCR	C7-C8-C9	-4.47	119.62	126.23
20	B	827	CLA	CHD-C4C-NC	4.47	131.16	124.23
20	4	313	CLA	C3A-C4A-CHB	-4.47	118.44	123.91
20	4	312	CLA	C3B-C2B-C1B	-4.47	102.47	106.29

Continued on next page...

Continued from previous page...

Mol	Chain	Res	Type	Atoms	Z	Observed(°)	Ideal(°)
20	A	809	CLA	O2D-CGD-O1D	-4.47	115.16	123.85
20	3	319	CLA	CHC-C1C-NC	4.46	130.89	124.33
20	A	826	CLA	CMD-C2D-C3D	-4.46	117.45	127.69
20	F	204	CLA	C4A-NA-C1A	4.46	108.72	106.68
20	B	812	CLA	CHD-C4C-NC	4.46	131.15	124.23
20	K	101	CLA	CHD-C4C-C3C	-4.46	118.27	124.77
20	2	311	CLA	CMD-C2D-C3D	-4.45	117.47	127.69
20	B	820	CLA	CMD-C2D-C3D	-4.45	117.48	127.69
20	1	207	CLA	CHD-C4C-C3C	-4.45	118.28	124.77
20	B	827	CLA	CHD-C4C-C3C	-4.45	118.28	124.77
21	A	849	LMU	C3B-C4B-C5B	-4.45	102.16	110.23
22	I	101	BCR	C30-C25-C26	-4.45	116.56	122.64
20	3	307	CLA	C4C-CHD-C1D	-4.45	113.31	125.98
22	A	847	BCR	C38-C26-C25	-4.45	119.63	124.48
20	A	801	CLA	O2A-CGA-CBA	4.45	125.39	111.83
20	B	805	CLA	CHB-C4A-NA	4.45	130.82	124.40
20	A	822	CLA	CHD-C4C-NC	4.44	131.12	124.23
20	4	310	CLA	CHD-C4C-NC	4.44	130.98	124.24
20	A	810	CLA	CHD-C4C-NC	4.44	131.11	124.23
20	1	209	CLA	CHD-C4C-C3C	-4.44	118.02	125.03
20	3	306	CLA	C4C-CHD-C1D	-4.44	113.34	125.98
20	B	836	CLA	CHC-C1C-NC	4.44	130.99	124.31
20	1	204	CLA	CHD-C4C-NC	4.44	131.11	124.23
20	3	312	CLA	C3D-C4D-CHA	-4.44	115.30	125.20
20	B	840	CLA	CHD-C4C-NC	4.44	131.11	124.23
20	A	839	CLA	C6-C5-C3	-4.43	102.67	113.47
20	3	320	CLA	C4C-CHD-C1D	-4.43	113.35	125.98
20	4	316	CLA	C4A-NA-C1A	4.43	108.70	106.68
20	1	204	CLA	O2D-CGD-O1D	-4.43	115.22	123.85
20	B	815	CLA	C4D-C3D-CAD	4.43	112.92	108.11
20	H	109	CLA	CHD-C4C-NC	4.43	131.10	124.23
20	1	203	CLA	CGD-CBD-CAD	-4.43	96.50	110.85
20	F	205	CLA	CHD-C4C-C3C	-4.43	118.32	124.77
20	2	309	CLA	C2A-C1A-CHA	-4.42	115.09	122.63
20	J	101	CLA	CHD-C4C-C3C	-4.42	118.33	124.77
20	B	826	CLA	CHD-C4C-NC	4.42	131.09	124.23
21	1	213	LMU	C2'-C3'-C4'	4.42	119.71	109.68
20	1	201	CLA	CED-O2D-CGD	4.42	125.94	115.92
22	B	843	BCR	C24-C23-C22	-4.42	119.70	126.23
22	A	846	BCR	C38-C26-C25	-4.42	119.66	124.48
20	A	833	CLA	CMD-C2D-C3D	-4.42	117.56	127.69
20	L	201	CLA	C1B-CHB-C4A	-4.42	121.61	130.04

Continued on next page...

Continued from previous page...

Mol	Chain	Res	Type	Atoms	Z	Observed(°)	Ideal(°)
20	3	319	CLA	C4C-CHD-C1D	-4.42	113.40	125.98
20	1	201	CLA	CHC-C1C-NC	4.42	130.96	124.31
20	4	302	CLA	CHD-C4C-C3C	-4.41	118.34	124.77
21	A	854	LMU	O1'-C1'-C2'	4.41	114.98	108.27
20	B	851	CLA	CHB-C4A-NA	4.41	130.77	124.40
20	2	311	CLA	O2D-CGD-O1D	-4.41	115.26	123.85
22	B	845	BCR	C38-C26-C25	-4.41	119.67	124.48
20	I	102	CLA	CHD-C4C-C3C	-4.41	118.34	124.77
20	3	316	CLA	C2A-C1A-CHA	-4.41	115.11	122.63
20	3	320	CLA	C3A-C4A-CHB	-4.41	118.51	123.91
20	B	813	CLA	CHD-C4C-NC	4.41	131.06	124.23
21	H	108	LMU	O1B-C4'-C3'	4.40	118.43	107.23
20	B	804	CLA	CHC-C1C-NC	4.40	130.94	124.31
22	A	845	BCR	C33-C5-C6	-4.40	119.69	124.48
20	1	203	CLA	CHD-C4C-NC	4.40	131.05	124.23
20	B	830	CLA	CHD-C4C-C3C	-4.40	118.36	124.77
20	A	801	CLA	C4A-NA-C1A	4.39	108.68	106.68
21	K	105	LMU	C4B-C3B-C2B	-4.39	103.12	110.83
20	3	308	CLA	CHC-C1C-NC	4.39	130.93	124.31
20	3	301	CLA	CHD-C4C-C3C	-4.39	118.09	125.03
20	A	808	CLA	CHD-C4C-C3C	-4.39	118.37	124.77
20	4	316	CLA	CGD-CBD-CAD	-4.39	96.63	110.85
20	B	851	CLA	CGD-CBD-CAD	4.39	125.06	110.85
20	A	818	CLA	CHD-C4C-C3C	-4.39	118.37	124.77
20	1	205	CLA	C3D-C4D-CHA	-4.39	115.41	125.20
20	A	824	CLA	CMD-C2D-C3D	-4.38	117.65	127.69
20	A	851	CLA	CAA-C2A-C1A	4.38	126.32	111.97
20	A	829	CLA	C4D-C3D-CAD	4.38	112.86	108.11
20	1	211	CLA	CHD-C4C-NC	4.38	130.89	124.24
20	A	825	CLA	CMD-C2D-C3D	-4.37	117.66	127.69
20	K	101	CLA	CHC-C1C-NC	4.37	130.89	124.31
21	1	219	LMU	O1B-C4'-C5'	-4.37	98.02	109.48
20	A	837	CLA	C4A-NA-C1A	4.37	108.67	106.68
20	B	803	CLA	C4D-C3D-CAD	4.36	112.85	108.11
20	A	841	CLA	CHD-C4C-NC	4.36	130.99	124.23
22	A	843	BCR	C7-C8-C9	-4.36	119.79	126.23
20	4	313	CLA	C3D-C4D-CHA	-4.36	115.47	125.20
20	B	850	CLA	CHD-C4C-C3C	-4.35	118.42	124.77
20	B	836	CLA	CMD-C2D-C3D	-4.35	117.70	127.69
20	B	832	CLA	C4A-NA-C1A	4.35	108.67	106.68
20	1	203	CLA	CHD-C4C-C3C	-4.35	118.43	124.77
20	I	102	CLA	C4A-NA-C1A	4.35	108.66	106.68

Continued on next page...

Continued from previous page...

Mol	Chain	Res	Type	Atoms	Z	Observed(°)	Ideal(°)
20	4	307	CLA	O2A-CGA-CBA	4.35	125.10	111.83
20	3	311	CLA	C4-C3-C5	4.35	122.78	115.23
20	2	308	CLA	C6-C5-C3	-4.35	102.88	113.47
22	B	843	BCR	C7-C8-C9	-4.34	119.81	126.23
20	A	811	CLA	C4A-NA-C1A	4.34	108.66	106.68
20	K	108	CLA	CMD-C2D-C3D	-4.34	117.73	127.69
20	1	203	CLA	O2D-CGD-O1D	-4.34	115.39	123.85
20	H	103	CLA	CHC-C1C-NC	4.34	130.85	124.31
20	B	818	CLA	CMD-C2D-C3D	-4.34	117.73	127.69
20	K	102	CLA	O2D-CGD-O1D	-4.34	115.40	123.85
20	A	831	CLA	C4-C3-C5	4.34	122.76	115.23
20	J	101	CLA	CHC-C1C-NC	4.34	130.84	124.31
22	B	846	BCR	C24-C23-C22	-4.33	119.82	126.23
20	1	216	CLA	C4A-NA-C1A	4.33	108.66	106.68
20	B	825	CLA	O2A-CGA-CBA	4.33	125.05	111.83
20	4	314	CLA	CAC-C3C-C4C	4.33	131.80	125.03
20	4	302	CLA	CHC-C1C-NC	4.33	130.83	124.31
20	A	808	CLA	O2D-CGD-O1D	-4.33	115.43	123.85
20	B	823	CLA	CHC-C1C-NC	4.33	130.83	124.31
20	H	101	CLA	CMA-C3A-C4A	-4.33	100.15	111.77
20	4	312	CLA	C2A-C1A-CHA	-4.32	115.26	122.63
20	B	807	CLA	CHC-C1C-NC	4.32	130.82	124.31
21	R	105	LMU	O5B-C1B-C2B	4.32	119.25	110.37
21	B	847	LMU	C3B-C4B-C5B	-4.32	102.40	110.23
22	L	210	BCR	C3-C4-C5	-4.31	106.36	114.06
22	A	845	BCR	C7-C8-C9	-4.31	119.86	126.23
20	B	820	CLA	CHD-C4C-NC	4.31	130.91	124.23
20	K	102	CLA	CMD-C2D-C3D	-4.31	117.82	127.69
20	1	214	CLA	CHD-C4C-NC	4.30	130.78	124.24
20	A	820	CLA	CHD-C4C-C3C	-4.30	118.50	124.77
22	I	101	BCR	C37-C22-C21	-4.30	115.85	122.82
21	E	101	LMU	O1B-C1B-C2B	4.30	118.67	108.09
20	4	315	CLA	CHA-C4D-ND	4.30	130.92	124.84
20	A	815	CLA	CHB-C4A-NA	4.30	130.61	124.40
22	B	845	BCR	C7-C8-C9	-4.30	119.87	126.23
20	A	809	CLA	CHC-C1C-C2C	-4.30	114.77	126.94
20	R	107	CLA	O2D-CGD-CBD	4.29	118.73	111.23
21	H	106	LMU	C2'-C3'-C4'	4.29	119.42	109.68
21	H	106	LMU	O5B-C5B-C4B	-4.29	101.97	109.70
20	4	304	CLA	C1-C2-C3	-4.29	119.17	126.20
20	B	840	CLA	CMA-C3A-C2A	-4.29	106.39	116.23
20	2	316	CLA	CHD-C4C-NC	4.29	130.88	124.23

Continued on next page...

Continued from previous page...

Mol	Chain	Res	Type	Atoms	Z	Observed(°)	Ideal(°)
20	1	208	CLA	C3D-C4D-ND	4.29	115.36	109.50
20	1	212	CLA	C2D-C3D-C4D	-4.29	102.14	107.35
20	A	808	CLA	C4A-NA-C1A	4.29	108.63	106.68
20	3	309	CLA	C2A-C1A-CHA	-4.28	115.33	122.63
20	B	834	CLA	CHD-C4C-C3C	-4.28	118.53	124.77
22	I	101	BCR	C24-C25-C26	-4.28	111.70	121.56
20	4	305	CLA	C1D-CHD-C4C	-4.28	116.92	126.02
20	2	304	CLA	C4C-CHD-C1D	-4.28	113.80	125.98
22	A	846	BCR	C33-C5-C6	-4.28	119.82	124.48
22	B	844	BCR	C8-C9-C10	4.27	125.73	119.01
22	3	314	BCR	C38-C26-C25	-4.27	119.82	124.48
20	L	202	CLA	CMB-C2B-C3B	4.27	133.22	124.68
20	A	829	CLA	CHC-C1C-NC	4.27	130.75	124.31
20	3	309	CLA	CHC-C1C-NC	4.27	130.61	124.33
20	A	805	CLA	C4A-NA-C1A	4.27	108.63	106.68
20	4	302	CLA	CMD-C2D-C3D	-4.27	117.90	127.69
21	H	106	LMU	C4B-C3B-C2B	-4.27	103.34	110.83
20	1	209	CLA	CMD-C2D-C3D	-4.27	117.90	127.69
21	L	211	LMU	C3B-C4B-C5B	4.27	117.97	110.23
20	B	850	CLA	CHB-C4A-NA	4.27	130.56	124.40
20	A	823	CLA	CMD-C2D-C3D	-4.27	117.91	127.69
21	2	320	LMU	O1B-C4'-C5'	4.26	120.66	109.48
20	A	825	CLA	CHC-C1C-NC	4.26	130.73	124.31
20	B	803	CLA	OBD-CAD-C3D	-4.26	118.45	128.42
20	4	310	CLA	C2A-C1A-CHA	-4.26	115.37	122.63
20	2	303	CLA	CHD-C4C-C3C	-4.26	118.56	124.77
20	2	307	CLA	C4A-NA-C1A	4.26	108.62	106.68
22	B	842	BCR	C33-C5-C6	-4.26	119.84	124.48
20	A	803	CLA	O2D-CGD-O1D	-4.26	115.56	123.85
20	3	310	CLA	CHD-C4C-NC	4.26	130.71	124.24
20	A	807	CLA	CAA-C2A-C1A	-4.26	98.03	111.97
20	3	304	CLA	CBD-CAD-C3D	-4.26	102.57	108.25
20	R	107	CLA	CHD-C4C-NC	4.25	130.83	124.23
20	3	311	CLA	CHC-C1C-NC	4.25	130.72	124.31
21	B	802	LMU	O1'-C1'-C2'	4.25	114.73	108.27
20	4	308	CLA	CMD-C2D-C3D	-4.25	117.94	127.69
20	3	302	CLA	CHD-C4C-NC	4.25	130.82	124.23
20	A	814	CLA	CHC-C1C-NC	4.25	130.71	124.31
20	A	808	CLA	CAA-C2A-C1A	-4.25	98.06	111.97
20	A	804	CLA	CHD-C4C-C3C	-4.25	118.58	124.77
21	1	213	LMU	C1B-O5B-C5B	-4.24	105.43	113.72
22	A	846	BCR	C24-C23-C22	-4.24	119.96	126.23

Continued on next page...

Continued from previous page...

Mol	Chain	Res	Type	Atoms	Z	Observed(°)	Ideal(°)
20	A	820	CLA	CMD-C2D-C3D	-4.24	117.97	127.69
20	K	101	CLA	CMD-C2D-C3D	-4.24	117.97	127.69
20	K	102	CLA	CHD-C4C-NC	4.24	130.80	124.23
20	B	825	CLA	CMD-C2D-C3D	-4.23	117.98	127.69
20	A	811	CLA	CAA-C2A-C3A	-4.23	101.56	113.00
20	4	305	CLA	CAC-C3C-C4C	4.23	130.30	124.79
20	R	108	CLA	CMD-C2D-C3D	-4.23	117.98	127.69
20	B	851	CLA	CHD-C4C-C3C	-4.23	118.60	124.77
21	N	101	LMU	C4B-C3B-C2B	-4.23	103.41	110.83
20	2	305	CLA	O2D-CGD-CBD	4.23	118.62	111.23
20	4	303	CLA	CMD-C2D-C3D	-4.23	117.99	127.69
20	3	309	CLA	CHD-C4C-NC	4.23	130.67	124.24
20	A	818	CLA	CHC-C1C-NC	4.23	130.68	124.31
20	A	836	CLA	CMD-C2D-C1D	4.23	132.17	124.73
20	B	823	CLA	CMD-C2D-C3D	-4.22	118.00	127.69
21	H	106	LMU	O1'-C1'-C2'	-4.22	101.86	108.27
21	L	205	LMU	O5'-C1'-C2'	-4.22	101.70	110.37
20	F	206	CLA	CHD-C4C-NC	4.22	130.78	124.23
20	3	308	CLA	CMD-C2D-C3D	-4.22	118.01	127.69
20	2	303	CLA	C1-O2A-CGA	4.22	126.86	116.65
21	K	105	LMU	C1B-O1B-C4'	-4.22	107.98	117.98
22	I	103	BCR	C30-C25-C24	4.22	127.09	115.65
22	3	314	BCR	C11-C12-C13	-4.22	114.80	126.36
21	B	802	LMU	O1B-C1B-C2B	4.22	118.47	108.09
20	3	303	CLA	C3D-C4D-CHA	-4.21	115.79	125.20
20	B	849	CLA	CHC-C1C-NC	4.21	130.66	124.31
20	H	101	CLA	O2A-CGA-CBA	4.21	124.68	111.83
20	A	832	CLA	CHD-C4C-NC	4.21	130.76	124.23
22	B	845	BCR	C24-C23-C22	-4.21	120.01	126.23
20	4	308	CLA	CHD-C4C-C3C	-4.21	118.38	125.03
20	B	810	CLA	O2D-CGD-CBD	4.21	118.58	111.23
20	4	305	CLA	CMD-C2D-C3D	-4.21	118.04	127.69
20	2	315	CLA	C4C-CHD-C1D	-4.21	114.00	125.98
20	A	813	CLA	CHD-C4C-C3C	-4.21	118.64	124.77
20	A	810	CLA	CHC-C1C-NC	4.20	130.64	124.31
21	H	106	LMU	O2B-C2B-C3B	-4.20	100.47	110.38
20	2	304	CLA	C4A-NA-C1A	4.20	108.60	106.68
20	4	311	CLA	C4A-NA-C1A	4.20	108.60	106.68
21	1	213	LMU	O3'-C3'-C4'	-4.20	99.17	109.94
20	A	821	CLA	CHC-C1C-NC	4.20	130.64	124.31
20	2	304	CLA	C3D-C4D-CHA	-4.20	115.82	125.20
20	A	838	CLA	CMD-C2D-C1D	4.20	132.13	124.73

Continued on next page...

Continued from previous page...

Mol	Chain	Res	Type	Atoms	Z	Observed(°)	Ideal(°)
22	B	842	BCR	C7-C8-C9	-4.20	120.02	126.23
21	L	204	LMU	C1B-O5B-C5B	-4.20	105.52	113.72
20	B	816	CLA	C1-C2-C3	-4.20	119.32	126.20
20	A	841	CLA	C6-C5-C3	-4.20	103.24	113.47
20	L	209	CLA	O2D-CGD-O1D	-4.20	115.68	123.85
22	A	847	BCR	C24-C23-C22	-4.20	120.03	126.23
20	B	820	CLA	CHC-C1C-NC	4.20	130.63	124.31
20	J	101	CLA	CMD-C2D-C3D	-4.20	118.07	127.69
20	A	827	CLA	CHC-C1C-NC	4.19	130.63	124.31
22	F	202	BCR	C7-C8-C9	-4.19	120.04	126.23
20	A	821	CLA	CAA-C2A-C1A	4.19	121.41	112.14
20	A	816	CLA	O2D-CGD-CBD	4.19	118.55	111.23
20	F	205	CLA	CMD-C2D-C3D	-4.19	118.09	127.69
22	A	844	BCR	C38-C26-C25	-4.19	119.92	124.48
20	B	815	CLA	CHC-C1C-NC	4.19	130.62	124.31
21	1	220	LMU	C1B-C2B-C3B	4.19	118.81	110.01
21	F	201	LMU	C4B-C3B-C2B	-4.18	103.48	110.83
21	1	218	LMU	C4B-C3B-C2B	-4.18	103.48	110.83
20	B	840	CLA	CBD-CHA-C1A	4.18	133.69	127.38
20	2	306	CLA	C3D-C4D-ND	4.18	115.22	109.50
20	B	821	CLA	C4D-C3D-CAD	4.18	112.65	108.11
20	4	316	CLA	C4D-C3D-CAD	4.18	112.64	108.11
20	B	822	CLA	O2D-CGD-O1D	-4.18	115.72	123.85
20	K	108	CLA	CHD-C4C-C3C	-4.18	118.68	124.77
25	B	848	LMG	O7-C10-C11	4.18	120.51	111.48
20	3	319	CLA	C2D-C3D-C4D	-4.17	102.28	107.35
20	A	814	CLA	CHD-C4C-NC	4.17	130.70	124.23
21	E	101	LMU	C1B-O1B-C4'	-4.17	108.09	117.98
22	B	843	BCR	C33-C5-C6	-4.17	119.94	124.48
21	4	321	LMU	C2'-C3'-C4'	4.17	119.14	109.68
20	B	824	CLA	CMD-C2D-C3D	-4.17	118.13	127.69
20	1	211	CLA	C4C-CHD-C1D	-4.17	114.11	125.98
20	A	824	CLA	CHD-C4C-C3C	-4.17	118.70	124.77
20	B	826	CLA	O2D-CGD-O1D	-4.17	115.74	123.85
20	A	821	CLA	CHD-C4C-NC	4.16	130.69	124.23
20	1	202	CLA	CHD-C4C-NC	4.16	130.69	124.23
20	3	316	CLA	C4C-CHD-C1D	-4.16	114.12	125.98
20	1	202	CLA	C2D-C1D-ND	-4.16	106.01	110.13
20	3	310	CLA	C3D-C4D-ND	4.16	115.19	109.50
20	2	309	CLA	C4C-CHD-C1D	-4.16	114.12	125.98
20	3	303	CLA	CHA-C4D-ND	4.16	130.72	124.84
20	4	315	CLA	C2B-C1B-NB	4.16	113.75	110.11

Continued on next page...

Continued from previous page...

Mol	Chain	Res	Type	Atoms	Z	Observed(°)	Ideal(°)
22	I	103	BCR	C27-C26-C25	-4.16	117.09	122.70
20	A	815	CLA	O2A-CGA-CBA	4.16	124.50	111.83
20	3	303	CLA	C2D-C3D-C4D	-4.16	102.30	107.35
20	2	305	CLA	CHD-C4C-NC	4.15	130.67	124.23
20	B	827	CLA	C4A-NA-C1A	4.15	108.57	106.68
20	B	839	CLA	CHD-C4C-C3C	-4.15	118.72	124.77
21	H	104	LMU	O4'-C4B-C3B	4.15	120.16	110.38
20	4	305	CLA	O2D-CGD-O1D	-4.15	115.77	123.85
20	1	212	CLA	C3D-C4D-CHA	-4.15	115.93	125.20
20	A	824	CLA	CHC-C1C-NC	4.15	130.56	124.31
20	A	831	CLA	CAC-C3C-C4C	4.15	130.19	124.79
20	4	314	CLA	C4A-NA-C1A	4.15	108.57	106.68
21	F	201	LMU	C3'-C4'-C5'	-4.15	101.74	110.93
22	B	846	BCR	C33-C5-C6	-4.14	119.96	124.48
20	A	819	CLA	CHD-C4C-NC	4.14	130.66	124.23
20	A	808	CLA	CMD-C2D-C3D	-4.14	118.19	127.69
20	J	103	CLA	CHC-C1C-NC	4.14	130.55	124.31
20	K	102	CLA	O2A-CGA-CBA	4.14	124.45	111.83
20	2	302	CLA	CMD-C2D-C3D	-4.13	118.21	127.69
21	N	101	LMU	C2'-C3'-C4'	-4.13	100.30	109.68
20	G	102	CLA	C4A-NA-C1A	4.13	108.56	106.68
20	A	840	CLA	CHD-C4C-NC	4.13	130.64	124.23
20	4	319	CLA	CMD-C2D-C3D	-4.13	118.22	127.69
20	2	316	CLA	CHD-C4C-C3C	-4.13	118.75	124.77
20	A	827	CLA	CMD-C2D-C1D	4.13	132.00	124.73
21	R	104	LMU	C6B-C5B-C4B	-4.13	102.89	113.02
21	B	801	LMU	C2'-C3'-C4'	-4.13	100.31	109.68
20	3	319	CLA	CHA-C4D-ND	4.13	130.67	124.84
20	B	834	CLA	CMD-C2D-C3D	-4.12	118.23	127.69
20	B	804	CLA	CHD-C4C-C3C	-4.12	118.76	124.77
20	B	828	CLA	O2D-CGD-CBD	4.12	118.44	111.23
20	3	310	CLA	C3A-C4A-CHB	-4.12	118.86	123.91
22	A	844	BCR	C33-C5-C6	-4.12	119.99	124.48
21	R	101	LMU	C1B-O1B-C4'	-4.12	108.22	117.98
21	B	801	LMU	O5B-C5B-C4B	4.12	117.12	109.70
22	A	846	BCR	C7-C8-C9	-4.12	120.14	126.23
20	4	314	CLA	CHD-C4C-NC	4.12	130.61	124.23
20	2	312	CLA	CHD-C4C-NC	4.11	130.60	124.23
20	3	301	CLA	C4A-NA-C1A	4.11	108.55	106.68
20	1	204	CLA	CMD-C2D-C3D	-4.11	118.27	127.69
20	F	205	CLA	CHC-C1C-NC	4.10	130.49	124.31
20	J	103	CLA	CMD-C2D-C3D	-4.10	118.28	127.69

Continued on next page...

Continued from previous page...

Mol	Chain	Res	Type	Atoms	Z	Observed(°)	Ideal(°)
20	1	202	CLA	O2A-CGA-O1A	-4.10	113.37	123.63
20	B	810	CLA	CHD-C4C-NC	4.10	130.59	124.23
20	1	211	CLA	CHC-C1C-NC	4.10	130.35	124.33
20	1	211	CLA	C2A-C1A-CHA	-4.10	115.64	122.63
22	B	842	BCR	C38-C26-C25	-4.10	120.01	124.48
20	2	322	CLA	CAC-C3C-C4C	4.10	130.12	124.79
20	A	830	CLA	O2D-CGD-CBD	4.10	118.39	111.23
20	B	810	CLA	CMD-C2D-C3D	-4.09	118.30	127.69
20	L	208	CLA	CHC-C1C-NC	4.09	130.48	124.31
21	E	101	LMU	O3B-C3B-C2B	4.09	120.02	110.38
20	1	201	CLA	CGD-CBD-CAD	-4.09	97.60	110.85
22	F	202	BCR	C33-C5-C6	-4.09	120.02	124.48
20	B	816	CLA	CMD-C2D-C1D	4.09	131.93	124.73
20	B	850	CLA	CAC-C3C-C4C	4.09	130.11	124.79
22	I	101	BCR	C31-C1-C6	4.09	116.65	110.24
20	1	214	CLA	C4C-CHD-C1D	-4.09	114.33	125.98
20	A	839	CLA	CHC-C1C-C2C	-4.09	115.36	126.94
21	B	802	LMU	O2'-C2'-C3'	-4.08	100.75	110.38
23	A	842	PQN	C14-C13-C15	4.08	122.31	115.23
20	B	830	CLA	CMD-C2D-C3D	-4.08	118.33	127.69
20	B	825	CLA	CHD-C4C-C3C	-4.08	118.83	124.77
20	L	208	CLA	CMD-C2D-C3D	-4.08	118.34	127.69
20	A	806	CLA	CHD-C4C-C3C	-4.08	118.83	124.77
20	K	102	CLA	CMB-C2B-C1B	-4.08	122.48	128.46
20	B	835	CLA	CHD-C4C-C3C	-4.08	118.83	124.77
20	A	808	CLA	C6-C5-C3	-4.08	103.54	113.47
20	B	838	CLA	CHD-C4C-C3C	-4.07	118.83	124.77
20	B	812	CLA	O2D-CGD-CBD	4.07	118.35	111.23
20	B	832	CLA	O2D-CGD-CBD	4.07	118.35	111.23
20	F	206	CLA	C4D-C3D-CAD	4.07	112.53	108.11
20	4	309	CLA	C2D-C3D-C4D	-4.07	102.40	107.35
20	4	311	CLA	CMD-C2D-C3D	-4.07	118.36	127.69
20	L	209	CLA	O1D-CGD-CBD	-4.07	116.49	124.52
20	F	206	CLA	O2D-CGD-O1D	-4.07	115.93	123.85
20	A	837	CLA	CHD-C4C-C3C	-4.07	118.84	124.77
20	B	811	CLA	CAA-CBA-CGA	-4.07	101.66	113.21
20	A	825	CLA	CHD-C4C-C3C	-4.07	118.85	124.77
20	2	315	CLA	CHC-C1C-NC	4.06	130.30	124.33
20	4	318	CLA	C4A-NA-C1A	4.06	108.53	106.68
20	K	108	CLA	CHC-C1C-NC	4.06	130.43	124.31
20	L	208	CLA	CHB-C4A-NA	4.06	130.25	124.40
20	3	303	CLA	C3A-C4A-CHB	-4.06	118.94	123.91

Continued on next page...

Continued from previous page...

Mol	Chain	Res	Type	Atoms	Z	Observed(°)	Ideal(°)
21	E	101	LMU	O5'-C1'-C2'	-4.05	102.04	110.37
20	2	322	CLA	CHD-C4C-NC	4.05	130.51	124.23
20	B	826	CLA	CMD-C2D-C1D	4.05	131.86	124.73
20	4	306	CLA	O2D-CGD-O1D	-4.05	115.96	123.85
21	B	847	LMU	O5B-C5B-C6B	4.05	116.48	106.44
20	A	806	CLA	CHC-C1C-NC	4.05	130.41	124.31
22	J	102	BCR	C38-C26-C25	-4.05	120.06	124.48
20	1	215	CLA	CMA-C3A-C2A	-4.05	98.33	113.98
20	3	317	CLA	CHD-C4C-NC	4.05	130.51	124.23
22	B	852	BCR	C33-C5-C4	4.05	122.22	113.60
20	A	823	CLA	C4-C3-C5	4.04	122.25	115.23
20	1	205	CLA	C4A-NA-C1A	4.04	108.52	106.68
20	4	308	CLA	CHC-C1C-NC	4.04	130.40	124.31
20	L	203	CLA	O2D-CGD-O1D	-4.03	115.99	123.85
20	3	310	CLA	C1D-ND-C4D	-4.03	103.48	106.31
20	A	811	CLA	C11-C12-C13	-4.03	102.56	115.97
20	2	305	CLA	CMD-C2D-C3D	-4.03	118.44	127.69
20	4	304	CLA	C11-C10-C8	-4.03	102.56	115.97
20	2	304	CLA	C3D-C4D-ND	4.03	115.01	109.50
20	1	208	CLA	CHD-C4C-NC	4.03	130.37	124.24
20	3	306	CLA	C2A-C1A-CHA	-4.03	115.76	122.63
21	A	855	LMU	C2'-C3'-C4'	4.03	118.83	109.68
20	4	319	CLA	CHC-C1C-NC	4.03	130.38	124.31
20	A	817	CLA	O2A-CGA-CBA	4.03	124.12	111.83
20	2	302	CLA	CHC-C1C-NC	4.02	130.37	124.31
20	B	809	CLA	C1B-C2B-C3B	-4.02	103.18	106.92
20	1	216	CLA	CHD-C4C-NC	4.02	130.35	124.24
21	H	104	LMU	O5B-C5B-C6B	4.02	116.41	106.44
20	2	304	CLA	C2A-C1A-CHA	-4.02	115.77	122.63
20	A	819	CLA	CMD-C2D-C3D	-4.02	118.46	127.69
20	3	316	CLA	C3B-C2B-C1B	-4.02	102.85	106.29
20	1	212	CLA	C4C-CHD-C1D	-4.02	114.52	125.98
20	3	307	CLA	C2A-C1A-CHA	-4.02	115.78	122.63
20	A	815	CLA	O2D-CGD-CBD	4.02	118.26	111.23
20	H	101	CLA	C4D-CHA-C1A	4.02	126.04	121.24
20	A	812	CLA	CHD-C4C-C3C	-4.02	118.91	124.77
20	A	850	CLA	CED-O2D-CGD	4.02	125.03	115.92
20	B	819	CLA	CMD-C2D-C3D	-4.02	118.47	127.69
20	A	821	CLA	CMD-C2D-C3D	-4.01	118.48	127.69
20	A	811	CLA	CMB-C2B-C1B	4.01	134.34	128.46
20	1	210	CLA	CAA-C2A-C1A	-4.01	98.83	111.97
20	B	850	CLA	O2D-CGD-O1D	-4.01	116.04	123.85

Continued on next page...

Continued from previous page...

Mol	Chain	Res	Type	Atoms	Z	Observed(°)	Ideal(°)
20	2	315	CLA	C2A-C1A-CHA	-4.01	115.80	122.63
20	3	318	CLA	CHD-C4C-NC	4.01	130.44	124.23
20	A	819	CLA	CHC-C1C-NC	4.01	130.34	124.31
20	A	812	CLA	CHC-C1C-NC	4.00	130.34	124.31
21	2	319	LMU	O1'-C1'-C2'	4.00	114.35	108.27
20	1	201	CLA	CAA-C2A-C3A	-4.00	102.18	113.00
20	A	838	CLA	C4A-NA-C1A	4.00	108.50	106.68
20	L	202	CLA	C4D-C3D-CAD	4.00	112.45	108.11
20	3	310	CLA	C3D-C4D-CHA	-4.00	116.27	125.20
22	A	847	BCR	C7-C8-C9	-4.00	120.32	126.23
20	A	832	CLA	C1-C2-C3	-4.00	120.29	126.76
21	A	855	LMU	O3'-C3'-C2'	-4.00	100.95	110.38
20	B	851	CLA	CMD-C2D-C3D	-4.00	118.53	127.69
20	2	303	CLA	O2D-CGD-O1D	-3.99	116.07	123.85
20	B	815	CLA	O2D-CGD-O1D	-3.99	116.08	123.85
20	B	814	CLA	O1D-CGD-CBD	-3.99	116.65	124.52
21	R	104	LMU	O2'-C2'-C1'	-3.99	100.57	110.08
20	A	814	CLA	CMD-C2D-C3D	-3.99	118.54	127.69
20	2	310	CLA	C4C-CHD-C1D	-3.99	114.61	125.98
20	4	302	CLA	C4A-NA-C1A	3.99	108.50	106.68
21	F	201	LMU	O3B-C3B-C4B	-3.99	100.98	110.38
20	B	814	CLA	CHC-C1C-NC	3.98	130.31	124.31
20	4	315	CLA	C3A-C4A-CHB	-3.98	119.03	123.91
20	2	316	CLA	CHC-C1C-NC	3.98	130.31	124.31
20	F	204	CLA	CMB-C2B-C3B	3.98	133.02	124.69
22	B	843	BCR	C38-C26-C25	-3.98	120.14	124.48
20	B	803	CLA	CMB-C2B-C3B	3.98	132.64	124.68
20	B	829	CLA	C4D-C3D-CAD	3.98	112.43	108.11
20	A	830	CLA	CHC-C1C-NC	3.98	130.30	124.31
20	H	103	CLA	CHD-C4C-C3C	-3.98	118.98	124.77
20	1	210	CLA	C1-C2-C3	-3.98	119.68	126.20
21	3	322	LMU	C3'-C4'-C5'	-3.98	102.12	110.93
21	A	854	LMU	C1-O1'-C1'	-3.97	106.89	113.68
20	B	849	CLA	CHD-C4C-NC	3.97	130.39	124.23
20	3	303	CLA	C4C-CHD-C1D	-3.97	114.67	125.98
20	H	102	CLA	CHD-C4C-NC	3.97	130.39	124.23
21	4	317	LMU	C1B-O5B-C5B	3.97	121.47	113.72
20	A	830	CLA	CMD-C2D-C3D	-3.97	118.58	127.69
20	K	103	CLA	O2D-CGD-O1D	-3.97	116.12	123.85
22	F	203	BCR	C27-C26-C25	-3.97	117.34	122.70
22	L	210	BCR	C38-C26-C27	3.97	122.06	113.60
22	L	210	BCR	C11-C10-C9	-3.97	121.72	127.28

Continued on next page...

Continued from previous page...

Mol	Chain	Res	Type	Atoms	Z	Observed(°)	Ideal(°)
20	H	102	CLA	CHC-C1C-NC	3.96	130.28	124.31
20	1	208	CLA	CHC-C1C-NC	3.96	130.16	124.33
20	2	311	CLA	C4A-NA-C1A	3.96	108.49	106.68
20	A	809	CLA	O2A-CGA-CBA	3.96	123.92	111.83
20	4	303	CLA	CAA-C2A-C3A	-3.96	107.14	116.23
20	A	805	CLA	CHD-C4C-C3C	-3.96	119.00	124.77
21	K	106	LMU	C3B-C4B-C5B	-3.96	103.05	110.23
21	N	101	LMU	C3 ¹ -C4 ¹ -C5 ¹	-3.96	102.15	110.93
21	B	801	LMU	C1B-O5B-C5B	3.96	121.45	113.72
20	A	817	CLA	CMD-C2D-C3D	-3.96	118.61	127.69
20	H	109	CLA	CMD-C2D-C3D	-3.96	118.61	127.69
20	4	313	CLA	C4C-CHD-C1D	-3.96	114.70	125.98
20	K	101	CLA	C4A-NA-C1A	3.96	108.48	106.68
22	F	202	BCR	C24-C23-C22	-3.95	120.39	126.23
20	1	202	CLA	O1D-CGD-CBD	-3.95	116.72	124.52
20	1	215	CLA	C1-C2-C3	-3.95	119.72	126.20
21	R	102	LMU	C3 ¹ -C4 ¹ -C5 ¹	-3.95	102.17	110.93
20	A	840	CLA	CHC-C1C-NC	3.95	130.26	124.31
21	A	848	LMU	O5 ¹ -C5 ¹ -C4 ¹	3.95	117.88	109.72
20	A	851	CLA	CHC-C1C-NC	3.95	130.25	124.31
20	B	828	CLA	CMD-C2D-C1D	3.94	131.68	124.73
21	2	318	LMU	C6B-C5B-C4B	3.94	122.70	113.02
20	4	306	CLA	CAC-C3C-C4C	3.94	129.92	124.79
20	3	317	CLA	CED-O2D-CGD	3.94	124.86	115.92
20	R	108	CLA	C6-C5-C3	-3.94	103.86	113.47
20	1	205	CLA	C3D-C4D-ND	3.94	114.88	109.50
20	B	808	CLA	O2A-CGA-O1A	-3.94	113.78	123.63
21	R	106	LMU	C1B-O1B-C4 ¹	-3.94	108.65	117.98
20	L	208	CLA	O2D-CGD-O1D	-3.94	116.19	123.85
20	2	303	CLA	CHC-C1C-NC	3.94	130.24	124.31
20	2	305	CLA	CHC-C1C-NC	3.94	130.24	124.31
20	A	831	CLA	CMA-C3A-C2A	-3.94	98.77	113.98
20	A	807	CLA	C1D-CHD-C4C	-3.93	117.66	126.02
20	4	304	CLA	O2A-CGA-CBA	3.93	123.83	111.83
20	B	826	CLA	O2A-CGA-CBA	3.93	123.81	111.83
20	B	824	CLA	CHC-C1C-NC	3.92	130.22	124.31
20	A	852	CLA	O2D-CGD-O1D	-3.92	116.21	123.85
20	B	803	CLA	CHC-C1C-NC	3.92	130.22	124.31
20	3	308	CLA	CAC-C3C-C4C	3.92	129.89	124.79
20	1	215	CLA	C2A-C1A-CHA	-3.92	117.06	123.87
21	R	103	LMU	C1B-O5B-C5B	3.92	121.38	113.72
20	3	304	CLA	CMD-C2D-C3D	-3.92	118.70	127.69

Continued on next page...

Continued from previous page...

Mol	Chain	Res	Type	Atoms	Z	Observed(°)	Ideal(°)
20	H	102	CLA	C4-C3-C5	3.92	122.03	115.23
20	A	838	CLA	O2D-CGD-O1D	-3.92	116.22	123.85
20	A	803	CLA	CHC-C1C-NC	3.91	130.21	124.31
20	A	851	CLA	O2A-CGA-CBA	3.91	123.77	111.83
20	3	312	CLA	CHB-C4A-NA	3.91	129.99	124.43
22	A	845	BCR	C24-C23-C22	-3.91	120.45	126.23
20	B	809	CLA	CHC-C1C-NC	3.91	130.20	124.31
20	A	836	CLA	CHC-C1C-NC	3.91	130.20	124.31
20	L	203	CLA	C4A-NA-C1A	3.91	108.46	106.68
20	B	822	CLA	CAC-C3C-C4C	3.91	129.87	124.79
20	B	839	CLA	CHD-C4C-NC	3.90	130.28	124.23
20	3	304	CLA	CHC-C1C-NC	3.90	130.19	124.31
20	B	850	CLA	CHC-C1C-NC	3.90	130.19	124.31
20	B	827	CLA	CHC-C1C-NC	3.90	130.19	124.31
20	A	823	CLA	CHC-C1C-NC	3.90	130.18	124.31
20	A	807	CLA	CHD-C4C-NC	3.90	130.27	124.23
20	B	838	CLA	O2A-CGA-CBA	3.90	123.72	111.83
20	A	823	CLA	CHD-C4C-NC	3.90	130.27	124.23
20	3	319	CLA	CHB-C4A-NA	3.90	129.97	124.43
21	B	847	LMU	C3'-C4'-C5'	-3.89	102.30	110.93
21	1	219	LMU	C3'-C4'-C5'	-3.89	102.30	110.93
20	2	310	CLA	C2A-C1A-CHA	-3.89	116.00	122.63
22	B	844	BCR	C37-C22-C21	-3.89	116.51	122.82
20	B	851	CLA	C1-O2A-CGA	3.89	126.07	116.65
20	B	829	CLA	C4A-NA-C1A	3.89	108.45	106.68
20	B	849	CLA	CAA-C2A-C3A	-3.89	102.50	113.00
20	R	107	CLA	CHD-C4C-C3C	-3.89	119.11	124.77
22	B	842	BCR	C24-C23-C22	-3.88	120.49	126.23
22	B	846	BCR	C38-C26-C25	-3.88	120.25	124.48
20	2	322	CLA	CHC-C1C-NC	3.88	130.15	124.31
20	3	301	CLA	CMD-C2D-C3D	-3.88	118.80	127.69
21	H	107	LMU	O5'-C5'-C4'	-3.88	101.71	109.72
20	L	201	CLA	C2D-C1D-ND	-3.87	106.29	110.13
20	1	215	CLA	CAA-C2A-C3A	3.87	123.47	113.00
20	3	308	CLA	CHD-C4C-NC	3.87	130.23	124.23
20	3	304	CLA	C1B-C2B-C3B	-3.87	103.32	106.92
20	3	305	CLA	C3B-C2B-C1B	-3.87	102.98	106.29
22	J	102	BCR	C33-C5-C6	-3.87	120.26	124.48
20	A	831	CLA	CHC-C1C-C2C	-3.87	115.99	126.94
20	B	827	CLA	O2D-CGD-O1D	-3.87	116.32	123.85
20	A	828	CLA	CHC-C1C-NC	3.87	130.13	124.31
20	F	204	CLA	CHD-C4C-C3C	-3.86	118.93	125.03

Continued on next page...

Continued from previous page...

Mol	Chain	Res	Type	Atoms	Z	Observed(°)	Ideal(°)
20	A	801	CLA	CED-O2D-CGD	3.86	124.68	115.92
20	A	828	CLA	CHD-C4C-C3C	-3.86	119.14	124.77
20	B	822	CLA	CHD-C4C-NC	3.86	130.22	124.23
21	R	105	LMU	C3B-C4B-C5B	-3.86	103.23	110.23
20	H	102	CLA	CHB-C4A-NA	3.86	129.97	124.40
20	B	810	CLA	CHC-C1C-NC	3.86	130.12	124.31
20	3	320	CLA	C4A-NA-C1A	3.86	108.44	106.68
21	R	104	LMU	O2'-C2'-C3'	-3.86	101.28	110.38
20	3	316	CLA	CHC-C1C-NC	3.86	130.00	124.33
21	K	109	LMU	O5B-C5B-C6B	3.86	115.99	106.44
22	B	844	BCR	C34-C9-C10	-3.85	116.57	122.82
20	3	309	CLA	CHA-C4D-ND	3.85	130.28	124.84
20	4	304	CLA	O2D-CGD-O1D	-3.85	116.35	123.85
20	1	215	CLA	O2A-CGA-O1A	-3.85	114.00	123.63
20	4	307	CLA	C2A-C3A-C4A	-3.85	95.65	101.87
20	A	806	CLA	O2D-CGD-O1D	-3.85	116.36	123.85
20	I	102	CLA	CHC-C1C-NC	3.85	130.11	124.31
20	4	318	CLA	CHD-C4C-C3C	-3.85	119.16	124.77
20	1	214	CLA	CHC-C1C-NC	3.85	129.99	124.33
23	A	842	PQN	C2M-C2-C3	-3.85	118.12	124.45
20	B	815	CLA	CHD-C4C-NC	3.85	130.19	124.23
20	A	818	CLA	O2D-CGD-CBD	3.85	117.95	111.23
20	B	811	CLA	CAA-C2A-C3A	-3.85	102.61	113.00
20	B	813	CLA	O2D-CGD-CBD	3.84	117.95	111.23
20	2	310	CLA	CHC-C1C-NC	3.84	129.98	124.33
20	B	840	CLA	CHD-C4C-C3C	-3.84	118.97	125.03
22	F	203	BCR	C40-C30-C25	-3.84	104.22	110.24
21	K	104	LMU	O6B-C6B-C5B	-3.84	98.26	111.33
20	A	836	CLA	CHD-C4C-C3C	-3.84	119.18	124.77
20	B	822	CLA	CAA-CBA-CGA	-3.83	102.32	113.21
20	L	207	CLA	CHC-C1C-NC	3.83	130.09	124.31
20	A	816	CLA	CMD-C2D-C3D	-3.83	118.90	127.69
20	A	807	CLA	CHC-C1C-NC	3.83	130.08	124.31
20	4	310	CLA	C1C-NC-C4C	-3.83	104.93	106.68
20	2	308	CLA	CHD-C4C-NC	3.83	130.17	124.23
20	1	207	CLA	CHC-C1C-NC	3.83	130.08	124.31
20	A	822	CLA	CMD-C2D-C3D	-3.83	118.91	127.69
20	A	819	CLA	CHD-C4C-C3C	-3.83	119.19	124.77
20	A	807	CLA	CMD-C2D-C3D	-3.82	118.92	127.69
20	3	301	CLA	C1B-C2B-C3B	-3.82	103.36	106.92
20	3	309	CLA	C4A-NA-C1A	3.82	108.42	106.68
20	B	810	CLA	CHD-C4C-C3C	-3.82	119.20	124.77

Continued on next page...

Continued from previous page...

Mol	Chain	Res	Type	Atoms	Z	Observed(°)	Ideal(°)
20	B	831	CLA	CMD-C2D-C3D	-3.82	118.93	127.69
20	A	828	CLA	O2D-CGD-O1D	-3.82	116.42	123.85
20	3	319	CLA	C3D-C4D-ND	3.82	114.72	109.50
20	B	821	CLA	O2D-CGD-CBD	3.82	117.90	111.23
20	A	806	CLA	CMD-C2D-C3D	-3.81	118.94	127.69
20	2	304	CLA	C3B-C2B-C1B	-3.81	103.03	106.29
20	A	827	CLA	C1-O2A-CGA	3.81	125.88	116.65
22	F	202	BCR	C38-C26-C25	-3.81	120.33	124.48
20	R	108	CLA	O2D-CGD-CBD	3.81	117.89	111.23
20	A	803	CLA	O1D-CGD-CBD	-3.81	117.00	124.52
20	B	825	CLA	CHC-C1C-NC	3.81	130.05	124.31
20	A	815	CLA	C2A-C1A-CHA	-3.81	117.26	123.87
20	A	834	CLA	CHC-C1C-NC	3.81	130.04	124.31
20	R	108	CLA	C1-O2A-CGA	3.81	125.86	116.65
20	3	320	CLA	C3B-C2B-C1B	-3.80	103.03	106.29
21	K	109	LMU	O3'-C3'-C2'	-3.80	101.41	110.38
20	G	102	CLA	CHC-C1C-NC	3.80	130.03	124.31
20	4	315	CLA	C4C-CHD-C1D	-3.80	115.17	125.98
20	4	310	CLA	C3D-C4D-CHA	-3.80	116.72	125.20
20	3	316	CLA	C2D-C3D-C4D	-3.79	102.74	107.35
20	B	831	CLA	CHC-C1C-NC	3.79	130.03	124.31
20	3	307	CLA	C3B-C2B-C1B	-3.79	103.04	106.29
21	1	219	LMU	O5'-C1'-C2'	3.79	118.16	110.37
20	4	315	CLA	CHD-C4C-NC	3.79	130.00	124.24
20	2	305	CLA	CHD-C4C-C3C	-3.79	119.25	124.77
20	1	202	CLA	O2A-CGA-CBA	3.79	123.39	111.83
21	R	103	LMU	O2B-C2B-C1B	3.79	119.10	110.08
21	H	106	LMU	C1'-C2'-C3'	-3.79	102.05	110.01
20	B	806	CLA	O2D-CGD-O1D	-3.79	116.48	123.85
20	B	832	CLA	CMD-C2D-C3D	-3.78	119.01	127.69
20	B	807	CLA	CHD-C4C-NC	3.78	130.10	124.23
20	B	803	CLA	C4A-NA-C1A	3.78	108.41	106.68
20	A	852	CLA	CHD-C4C-C3C	-3.78	119.26	124.77
21	H	108	LMU	C6'-C5'-C4'	-3.78	102.75	113.38
20	4	307	CLA	CGD-CBD-CAD	3.78	123.08	110.85
20	B	819	CLA	O2D-CGD-CBD	3.77	117.83	111.23
20	L	208	CLA	CGD-CBD-CAD	-3.77	98.64	110.85
20	3	320	CLA	CHC-C1C-NC	3.77	129.87	124.33
20	A	838	CLA	CMC-C2C-C1C	3.77	130.92	125.03
20	J	103	CLA	C1-C2-C3	-3.77	120.03	126.20
20	B	829	CLA	C1-C2-C3	-3.77	120.67	126.76
20	F	206	CLA	O2D-CGD-CBD	3.77	117.81	111.23

Continued on next page...

Continued from previous page...

Mol	Chain	Res	Type	Atoms	Z	Observed(°)	Ideal(°)
20	A	812	CLA	CMD-C2D-C3D	-3.76	119.06	127.69
20	B	816	CLA	C4A-NA-C1A	3.76	108.40	106.68
20	1	212	CLA	C3D-C4D-ND	3.76	114.64	109.50
21	H	107	LMU	C1B-O5B-C5B	3.76	121.07	113.72
20	B	819	CLA	CHB-C4A-NA	3.76	129.83	124.40
21	H	107	LMU	C3'-C4'-C5'	-3.76	102.59	110.93
20	4	315	CLA	C2A-C1A-CHA	-3.76	116.22	122.63
21	L	205	LMU	O5B-C5B-C4B	-3.76	102.93	109.70
20	K	108	CLA	C1-C2-C3	-3.76	120.68	126.76
20	J	101	CLA	C4A-NA-C1A	3.76	108.39	106.68
20	B	830	CLA	CHC-C1C-NC	3.76	129.97	124.31
20	A	817	CLA	CHC-C1C-NC	3.76	129.97	124.31
20	3	317	CLA	CHD-C4C-C3C	-3.75	119.30	124.77
20	2	312	CLA	CGD-CBD-CAD	-3.75	98.70	110.85
20	A	825	CLA	C1-C2-C3	-3.75	120.05	126.20
20	4	306	CLA	CBC-CAC-C3C	-3.75	102.25	112.42
22	I	101	BCR	C38-C26-C27	3.75	121.59	113.60
20	H	109	CLA	CHC-C1C-NC	3.75	129.96	124.31
20	B	828	CLA	CAC-C3C-C4C	3.75	129.67	124.79
22	A	843	BCR	C38-C26-C25	-3.75	120.39	124.48
20	2	309	CLA	C2D-C3D-C4D	-3.75	102.80	107.35
20	A	802	CLA	C2D-C3D-C4D	-3.75	102.80	107.35
20	3	303	CLA	C4A-NA-C1A	3.75	108.39	106.68
20	B	839	CLA	CHC-C1C-NC	3.74	129.95	124.31
20	4	307	CLA	C3C-C4C-NC	-3.74	105.63	110.43
20	3	305	CLA	C4C-CHD-C1D	-3.74	115.32	125.98
20	A	805	CLA	CMD-C2D-C3D	-3.74	119.11	127.69
20	2	307	CLA	CMD-C2D-C1D	3.74	131.32	124.73
21	R	106	LMU	O3B-C3B-C4B	3.74	119.19	110.38
20	L	202	CLA	CHD-C4C-C3C	-3.74	119.33	124.77
20	2	306	CLA	C3B-C2B-C1B	-3.74	103.09	106.29
20	2	301	CLA	C2A-C1A-CHA	-3.73	116.26	122.63
20	R	107	CLA	CHC-C1C-NC	3.73	129.94	124.31
20	A	834	CLA	CAA-C2A-C3A	-3.73	102.91	113.00
20	B	812	CLA	CHC-C1C-NC	3.73	129.93	124.31
21	K	109	LMU	O2'-C2'-C1'	3.73	118.97	110.08
20	B	820	CLA	CED-O2D-CGD	3.73	124.38	115.92
20	3	302	CLA	CMD-C2D-C3D	-3.73	119.13	127.69
20	B	806	CLA	CMD-C2D-C3D	-3.73	119.13	127.69
20	B	828	CLA	CHC-C1C-NC	3.73	129.93	124.31
20	F	206	CLA	C4-C3-C2	-3.73	114.06	123.63
20	B	808	CLA	CGD-CBD-CAD	3.73	122.91	110.85

Continued on next page...

Continued from previous page...

Mol	Chain	Res	Type	Atoms	Z	Observed(°)	Ideal(°)
20	3	311	CLA	CED-O2D-CGD	3.73	124.37	115.92
20	1	207	CLA	O2D-CGD-O1D	-3.73	116.60	123.85
20	A	806	CLA	C1-C2-C3	-3.72	120.09	126.20
20	B	817	CLA	C1-C2-C3	-3.72	120.09	126.20
21	R	105	LMU	O1'-C1'-C2'	3.72	113.93	108.27
20	A	813	CLA	CHB-C4A-NA	3.72	129.77	124.40
20	1	216	CLA	CHA-C4D-ND	3.72	130.10	124.84
20	A	839	CLA	C1-C2-C3	3.72	132.29	126.20
20	B	851	CLA	O2D-CGD-CBD	3.72	117.73	111.23
20	4	315	CLA	C3D-C4D-CHA	-3.72	116.90	125.20
20	1	215	CLA	C7-C6-C5	-3.72	103.36	113.26
20	3	309	CLA	C4C-CHD-C1D	-3.72	115.39	125.98
21	R	103	LMU	C6B-C5B-C4B	-3.72	103.90	113.02
21	2	319	LMU	O1B-C1B-C2B	3.71	117.22	108.09
20	L	201	CLA	O2A-CGA-CBA	3.71	123.15	111.83
20	4	318	CLA	CHC-C1C-C2C	-3.71	116.43	126.94
20	H	109	CLA	CHD-C4C-C3C	-3.71	119.37	124.77
20	A	808	CLA	CHC-C1C-NC	3.70	129.89	124.31
20	1	215	CLA	CAA-C2A-C1A	3.70	124.11	111.97
20	L	208	CLA	CHD-C4C-C3C	-3.70	119.38	124.77
20	4	318	CLA	C4-C3-C5	3.70	121.65	115.23
20	B	807	CLA	CHB-C4A-NA	3.70	129.74	124.40
20	4	314	CLA	CAA-C2A-C3A	-3.70	107.74	116.23
20	B	822	CLA	CGD-CBD-CAD	-3.70	98.88	110.85
21	A	854	LMU	C1B-C2B-C3B	3.69	117.78	110.01
21	B	801	LMU	O5B-C5B-C6B	3.69	115.59	106.44
21	H	107	LMU	O3'-C3'-C4'	-3.69	100.47	109.94
20	A	815	CLA	CBC-CAC-C3C	-3.69	102.42	112.42
20	B	820	CLA	C4-C3-C5	3.69	121.63	115.23
21	A	849	LMU	O1'-C1'-C2'	3.68	113.87	108.27
20	H	101	CLA	CHD-C4C-C3C	-3.68	119.40	124.77
21	1	219	LMU	O2B-C2B-C1B	-3.68	101.30	110.08
20	1	202	CLA	CBA-CAA-C2A	-3.68	102.84	113.79
21	1	219	LMU	C3B-C4B-C5B	3.68	116.91	110.23
20	1	216	CLA	C4C-CHD-C1D	-3.68	115.49	125.98
20	H	103	CLA	O2D-CGD-CBD	3.68	117.66	111.23
20	B	819	CLA	CHC-C1C-NC	3.68	129.85	124.31
20	B	817	CLA	O2D-CGD-O1D	-3.68	116.69	123.85
20	A	810	CLA	C2A-C1A-CHA	-3.68	117.49	123.87
20	A	839	CLA	CGD-CBD-CAD	-3.67	98.95	110.85
20	1	214	CLA	C2D-C3D-C4D	-3.67	102.89	107.35
21	N	101	LMU	O2B-C2B-C3B	-3.67	101.72	110.38

Continued on next page...

Continued from previous page...

Mol	Chain	Res	Type	Atoms	Z	Observed(°)	Ideal(°)
20	B	814	CLA	CMD-C2D-C3D	-3.67	119.27	127.69
21	F	201	LMU	O5B-C5B-C6B	3.67	115.54	106.44
20	2	308	CLA	CMD-C2D-C3D	-3.67	119.27	127.69
20	A	808	CLA	CHB-C4A-NA	3.67	129.70	124.40
20	2	303	CLA	O2A-CGA-CBA	3.67	123.03	111.83
20	A	828	CLA	C4-C3-C5	3.67	121.60	115.23
20	B	817	CLA	C4A-NA-C1A	3.67	108.35	106.68
20	2	301	CLA	C4C-CHD-C1D	-3.67	115.53	125.98
20	2	311	CLA	CHC-C1C-NC	3.67	129.84	124.31
20	B	838	CLA	C4A-NA-C1A	3.66	108.35	106.68
20	3	318	CLA	CMD-C2D-C3D	-3.66	119.29	127.69
21	A	849	LMU	O5B-C1B-C2B	3.66	117.90	110.37
20	B	822	CLA	CMD-C2D-C3D	-3.66	119.29	127.69
20	4	309	CLA	C3D-C4D-CHA	-3.66	117.02	125.20
20	L	207	CLA	CED-O2D-CGD	3.66	124.22	115.92
22	I	101	BCR	C36-C18-C19	-3.66	112.50	118.09
20	A	837	CLA	CMD-C2D-C3D	-3.66	119.30	127.69
20	A	807	CLA	CBC-CAC-C3C	-3.66	102.51	112.42
22	I	101	BCR	C27-C26-C25	-3.66	117.76	122.70
20	2	312	CLA	CHC-C1C-NC	3.66	129.82	124.31
20	3	318	CLA	CHB-C4A-NA	3.65	129.67	124.40
22	B	852	BCR	C37-C22-C21	-3.65	116.90	122.82
20	B	815	CLA	CMD-C2D-C3D	-3.65	119.31	127.69
22	A	843	BCR	C33-C5-C6	-3.65	120.50	124.48
20	4	311	CLA	O2D-CGD-CBD	3.65	117.61	111.23
21	R	104	LMU	C3B-C4B-C5B	-3.65	103.62	110.23
20	4	314	CLA	CHD-C4C-C3C	-3.65	119.27	125.03
20	A	802	CLA	C3C-C4C-CHD	-3.65	115.75	125.23
20	1	210	CLA	CMB-C2B-C1B	3.65	133.80	128.46
20	A	835	CLA	CHD-C4C-C3C	-3.65	119.45	124.77
21	R	104	LMU	O2B-C2B-C1B	3.65	118.77	110.08
20	1	216	CLA	CHC-C1C-NC	3.64	129.69	124.33
20	3	303	CLA	C3B-C2B-C1B	-3.64	103.17	106.29
20	1	215	CLA	CHC-C1C-C2C	-3.64	116.62	126.94
22	B	852	BCR	C1-C6-C7	3.64	125.53	115.65
20	B	849	CLA	CHD-C4C-C3C	-3.64	119.47	124.77
20	B	808	CLA	CMB-C2B-C3B	3.64	131.96	124.68
20	F	206	CLA	CMD-C2D-C1D	3.64	131.14	124.73
20	1	214	CLA	C2A-C1A-CHA	-3.64	116.43	122.63
22	F	203	BCR	C1-C6-C5	-3.64	117.67	122.64
20	L	203	CLA	CMD-C2D-C3D	-3.63	119.36	127.69
22	B	852	BCR	C7-C6-C5	-3.63	113.19	121.56

Continued on next page...

Continued from previous page...

Mol	Chain	Res	Type	Atoms	Z	Observed(°)	Ideal(°)
21	L	205	LMU	C1B-O1B-C4'	-3.63	109.37	117.98
21	B	801	LMU	C1'-O5'-C5'	3.63	120.81	113.72
20	B	849	CLA	CBA-CAA-C2A	-3.63	103.00	113.79
20	2	315	CLA	C3B-C2B-C1B	-3.63	103.18	106.29
20	4	303	CLA	CHC-C1C-NC	3.63	129.78	124.31
20	A	816	CLA	C4-C3-C5	3.63	121.52	115.23
20	A	820	CLA	CHC-C1C-NC	3.63	129.77	124.31
20	A	816	CLA	O2A-CGA-O1A	-3.62	114.56	123.63
20	A	802	CLA	CHB-C4A-NA	3.62	129.58	124.43
21	K	106	LMU	O5B-C5B-C6B	3.62	115.42	106.44
20	4	318	CLA	CHB-C4A-NA	3.62	129.62	124.40
20	1	201	CLA	CMC-C2C-C1C	3.62	130.69	125.03
20	A	830	CLA	CHD-C4C-C3C	-3.62	119.50	124.77
20	2	312	CLA	CAA-C2A-C1A	3.62	123.83	111.97
20	1	202	CLA	CHC-C1C-C2C	-3.62	116.70	126.94
21	3	322	LMU	C1B-O1B-C4'	-3.61	109.41	117.98
20	2	310	CLA	CHA-C4D-ND	3.61	129.94	124.84
20	4	313	CLA	CHD-C4C-NC	3.61	129.73	124.24
20	1	208	CLA	C1D-ND-C4D	-3.61	103.78	106.31
20	B	806	CLA	O2A-CGA-CBA	3.61	122.84	111.83
20	3	318	CLA	CHC-C1C-NC	3.61	129.75	124.31
20	1	204	CLA	CHC-C1C-NC	3.61	129.75	124.31
20	K	102	CLA	O2A-CGA-O1A	-3.61	114.60	123.63
20	A	815	CLA	CMB-C2B-C3B	3.61	131.89	124.68
20	A	839	CLA	C6-C7-C8	-3.61	103.98	115.97
20	4	315	CLA	C4A-NA-C1A	3.61	108.32	106.68
20	B	811	CLA	C4A-NA-C1A	3.61	108.32	106.68
20	1	205	CLA	CHB-C4A-NA	3.61	129.56	124.43
20	A	832	CLA	CHC-C1C-NC	3.60	129.74	124.31
20	A	810	CLA	CMB-C2B-C3B	3.60	131.88	124.68
20	A	812	CLA	C4A-NA-C1A	3.60	108.32	106.68
20	B	807	CLA	O2A-CGA-CBA	3.60	122.82	111.83
20	A	826	CLA	CHD-C4C-C3C	-3.60	119.52	124.77
21	C	101	LMU	C1B-C2B-C3B	3.60	117.59	110.01
20	B	826	CLA	CHB-C4A-NA	3.60	129.60	124.40
20	1	201	CLA	CHD-C4C-C3C	-3.60	119.53	124.77
20	B	835	CLA	C1-O2A-CGA	3.60	125.36	116.65
20	B	811	CLA	C6-C7-C8	-3.60	104.01	115.97
21	G	101	LMU	O1B-C1B-O5B	3.60	120.16	110.69
20	A	802	CLA	C3D-C4D-ND	3.59	114.41	109.50
20	B	803	CLA	CED-O2D-CGD	3.59	124.07	115.92
20	3	309	CLA	C3D-C4D-CHA	-3.59	117.18	125.20

Continued on next page...

Continued from previous page...

Mol	Chain	Res	Type	Atoms	Z	Observed(°)	Ideal(°)
20	2	310	CLA	C3D-C4D-CHA	-3.59	117.18	125.20
21	R	102	LMU	C1B-C2B-C3B	3.59	117.56	110.01
20	B	808	CLA	CHC-C1C-NC	3.59	129.72	124.31
20	3	306	CLA	C3B-C2B-C1B	-3.59	103.22	106.29
20	4	318	CLA	O2D-CGD-O1D	-3.58	116.88	123.85
20	A	805	CLA	O2D-CGD-CBD	3.58	117.49	111.23
20	B	836	CLA	CHD-C4C-C3C	-3.58	119.55	124.77
20	A	815	CLA	CMD-C2D-C3D	-3.58	119.48	127.69
20	3	313	CLA	CMD-C2D-C3D	-3.58	119.48	127.69
20	1	214	CLA	CHA-C4D-ND	3.58	129.90	124.84
20	4	312	CLA	C3D-C4D-CHA	-3.58	117.21	125.20
20	B	833	CLA	CHC-C1C-NC	3.58	129.70	124.31
20	4	315	CLA	CHC-C1C-NC	3.58	129.59	124.33
20	F	204	CLA	CHB-C4A-NA	3.58	129.56	124.40
20	A	810	CLA	CMA-C3A-C2A	-3.58	100.15	113.98
20	B	837	CLA	O1D-CGD-CBD	-3.58	117.47	124.52
20	3	311	CLA	C4A-NA-C1A	3.57	108.31	106.68
20	2	310	CLA	C2D-C3D-C4D	-3.57	103.01	107.35
20	L	202	CLA	CMD-C2D-C3D	-3.57	119.50	127.69
20	2	322	CLA	CHD-C4C-C3C	-3.57	119.56	124.77
21	K	106	LMU	O5B-C5B-C4B	-3.57	103.26	109.70
20	B	803	CLA	C4-C3-C5	3.57	121.43	115.23
20	A	809	CLA	C4A-NA-C1A	3.57	108.31	106.68
20	2	308	CLA	CHC-C1C-C2C	-3.57	116.83	126.94
20	A	805	CLA	CHC-C1C-C2C	-3.57	116.83	126.94
20	4	309	CLA	C3D-C4D-ND	3.56	114.37	109.50
20	A	834	CLA	CHD-C4C-C3C	-3.56	119.58	124.77
20	B	824	CLA	C1-C2-C3	-3.56	120.37	126.20
21	1	220	LMU	C6B-C5B-C4B	-3.56	104.28	113.02
21	E	101	LMU	O1B-C1B-O5B	3.56	120.05	110.69
22	B	852	BCR	C24-C23-C22	-3.56	120.97	126.23
20	4	306	CLA	C4D-C3D-CAD	3.56	111.97	108.11
20	2	302	CLA	C4-C3-C5	3.55	120.31	116.13
22	F	203	BCR	C28-C29-C30	-3.55	101.86	114.43
22	I	103	BCR	C8-C7-C6	-3.55	117.51	127.00
20	1	201	CLA	CBA-CAA-C2A	-3.55	103.23	113.79
20	3	301	CLA	CHC-C1C-NC	3.55	129.66	124.31
20	1	202	CLA	CHD-C4C-C3C	-3.55	119.60	124.77
20	1	214	CLA	C3D-C4D-CHA	-3.55	117.28	125.20
20	B	816	CLA	O2D-CGD-CBD	3.55	117.43	111.23
20	A	830	CLA	O2A-CGA-CBA	3.55	122.65	111.83
20	K	102	CLA	CHD-C4C-C3C	-3.55	119.60	124.77

Continued on next page...

Continued from previous page...

Mol	Chain	Res	Type	Atoms	Z	Observed(°)	Ideal(°)
20	A	822	CLA	CHC-C1C-NC	3.54	129.65	124.31
20	2	316	CLA	CMD-C2D-C3D	-3.54	119.57	127.69
20	B	827	CLA	CMA-C3A-C2A	-3.54	100.31	113.98
20	A	851	CLA	O2D-CGD-CBD	3.54	117.41	111.23
20	A	827	CLA	O2D-CGD-O1D	-3.54	116.97	123.85
20	A	814	CLA	CHD-C4C-C3C	-3.54	119.62	124.77
20	B	816	CLA	O2A-CGA-CBA	3.53	122.61	111.83
20	A	833	CLA	CHD-C4C-C3C	-3.53	119.63	124.77
20	B	821	CLA	C1D-ND-C4D	-3.53	103.83	106.31
20	B	826	CLA	C16-C15-C13	-3.53	104.23	115.97
20	A	816	CLA	O1D-CGD-CBD	-3.53	117.56	124.52
20	L	209	CLA	C4D-CHA-C1A	3.53	125.45	121.24
20	4	313	CLA	C4A-NA-C1A	3.53	108.29	106.68
22	3	314	BCR	C23-C24-C25	-3.53	117.58	127.00
22	I	101	BCR	C38-C26-C25	-3.52	120.64	124.48
20	4	311	CLA	C4-C3-C2	-3.52	114.58	123.63
20	3	318	CLA	CHD-C4C-C3C	-3.52	119.64	124.77
20	B	849	CLA	CMD-C2D-C1D	3.52	130.93	124.73
20	A	818	CLA	C1-C2-C3	-3.52	120.43	126.20
21	H	106	LMU	C1'-O5'-C5'	-3.52	106.84	113.72
20	4	305	CLA	CHC-C1C-C2C	-3.52	116.97	126.94
20	4	313	CLA	C2D-C3D-C4D	-3.52	103.07	107.35
20	4	316	CLA	CHB-C4A-NA	3.52	129.48	124.40
22	I	101	BCR	C19-C18-C17	3.52	124.54	119.01
20	A	850	CLA	CMC-C2C-C1C	3.52	130.53	125.03
20	2	315	CLA	CHA-C4D-ND	3.51	129.81	124.84
20	4	314	CLA	CHC-C1C-NC	3.51	129.60	124.31
20	1	204	CLA	CED-O2D-CGD	3.51	123.88	115.92
21	K	109	LMU	O1B-C4'-C5'	3.51	118.68	109.48
20	1	202	CLA	C3A-C2A-C1A	3.51	106.59	101.34
20	2	306	CLA	CHA-C4D-ND	3.51	129.80	124.84
20	4	314	CLA	CHB-C4A-NA	3.51	129.46	124.40
20	2	322	CLA	O2A-CGA-CBA	3.50	122.52	111.83
21	N	101	LMU	O2'-C2'-C1'	3.50	118.42	110.08
21	R	102	LMU	C1-O1'-C1'	-3.50	107.70	113.68
20	A	822	CLA	C1-C2-C3	-3.50	120.47	126.20
20	L	201	CLA	C2A-C1A-CHA	-3.50	117.80	123.87
20	2	306	CLA	C3A-C4A-CHB	-3.50	119.63	123.91
20	4	312	CLA	CHA-C4D-ND	3.50	129.78	124.84
20	A	822	CLA	CHD-C4C-C3C	-3.50	119.68	124.77
20	A	801	CLA	C3A-C2A-C1A	3.50	106.58	101.34
21	B	847	LMU	O6'-C6'-C5'	-3.50	99.43	111.33

Continued on next page...

Continued from previous page...

Mol	Chain	Res	Type	Atoms	Z	Observed(°)	Ideal(°)
20	K	102	CLA	CHB-C4A-NA	3.49	129.44	124.40
20	1	204	CLA	C4A-NA-C1A	3.49	108.27	106.68
21	N	101	LMU	C3B-C4B-C5B	3.49	116.57	110.23
20	4	305	CLA	CHB-C4A-NA	3.49	129.44	124.40
21	1	213	LMU	O2'-C2'-C1'	-3.49	101.75	110.08
20	1	201	CLA	CHC-C1C-C2C	-3.49	117.05	126.94
20	A	823	CLA	CHD-C4C-C3C	-3.49	119.68	124.77
20	3	312	CLA	C3C-C2C-C1C	-3.49	102.82	107.24
20	4	304	CLA	CBC-CAC-C3C	-3.49	102.97	112.42
21	F	201	LMU	O5'-C1'-C2'	-3.49	103.21	110.37
20	A	851	CLA	CHB-C4A-NA	3.48	129.43	124.40
21	B	847	LMU	O2B-C2B-C1B	3.48	118.38	110.08
20	3	309	CLA	C3B-C2B-C1B	-3.48	103.31	106.29
20	3	306	CLA	C2D-C3D-C4D	-3.48	103.12	107.35
20	A	851	CLA	O2A-CGA-O1A	-3.48	114.92	123.63
20	A	811	CLA	CHC-C1C-C2C	-3.48	117.08	126.94
21	R	104	LMU	O5B-C1B-C2B	-3.48	103.22	110.37
22	L	210	BCR	C15-C16-C17	-3.48	116.40	123.52
20	A	824	CLA	C1-C2-C3	-3.48	120.50	126.20
20	3	312	CLA	C2C-C1C-CHC	-3.48	116.72	125.84
22	I	103	BCR	C32-C1-C6	-3.48	104.79	110.24
20	A	813	CLA	CMD-C2D-C3D	-3.48	119.71	127.69
20	1	201	CLA	C4D-CHA-C1A	-3.48	117.10	121.24
20	4	303	CLA	CMB-C2B-C3B	3.48	131.97	124.69
20	B	850	CLA	C1-O2A-CGA	3.48	125.07	116.65
20	A	829	CLA	CMD-C2D-C3D	-3.48	119.72	127.69
20	2	309	CLA	C3D-C4D-CHA	-3.47	117.44	125.20
20	A	832	CLA	CHD-C4C-C3C	-3.47	119.71	124.77
20	A	803	CLA	C1-C2-C3	-3.47	121.14	126.76
20	3	311	CLA	O2A-CGA-CBA	3.47	122.42	111.83
20	B	826	CLA	CHC-C1C-NC	3.47	129.54	124.31
20	B	832	CLA	CED-O2D-CGD	3.47	123.78	115.92
20	L	202	CLA	CHC-C1C-NC	3.47	129.53	124.31
22	B	844	BCR	C16-C15-C14	-3.47	116.42	123.52
20	B	818	CLA	CHC-C1C-NC	3.47	129.53	124.31
20	1	211	CLA	C2D-C3D-C4D	-3.46	103.14	107.35
20	B	836	CLA	C4-C3-C5	3.46	121.24	115.23
21	H	106	LMU	O5B-C5B-C6B	3.46	115.01	106.44
20	3	307	CLA	C2D-C3D-C4D	-3.46	103.15	107.35
20	1	209	CLA	CHC-C1C-NC	3.46	129.51	124.31
20	1	205	CLA	C3D-C2D-C1D	3.45	111.54	107.35
20	A	826	CLA	O2D-CGD-CBD	3.45	117.27	111.23

Continued on next page...

Continued from previous page...

Mol	Chain	Res	Type	Atoms	Z	Observed(°)	Ideal(°)
20	A	852	CLA	CHB-C4A-NA	3.45	129.38	124.40
20	A	834	CLA	O2D-CGD-O1D	-3.45	117.12	123.85
20	A	850	CLA	CAA-C2A-C3A	-3.45	103.67	113.00
22	B	844	BCR	C15-C14-C13	-3.45	122.44	127.28
21	1	218	LMU	O4'-C4B-C5B	3.45	117.83	109.32
20	B	837	CLA	CMD-C2D-C3D	-3.45	119.77	127.69
20	A	823	CLA	O2A-CGA-CBA	3.45	122.36	111.83
20	A	801	CLA	CHC-C1C-C2C	-3.45	117.17	126.94
21	3	322	LMU	O5B-C5B-C6B	3.45	114.98	106.44
20	1	205	CLA	CHA-C4D-ND	3.45	129.71	124.84
21	L	204	LMU	C4B-C3B-C2B	3.44	116.88	110.83
20	1	208	CLA	C2B-C3B-C4B	3.44	109.23	106.29
20	A	827	CLA	CHD-C4C-C3C	-3.44	119.76	124.77
20	B	823	CLA	C1-C2-C3	-3.44	120.56	126.20
20	4	316	CLA	CMD-C2D-C1D	3.44	130.78	124.73
20	R	108	CLA	CHC-C1C-C2C	-3.44	117.20	126.94
20	A	803	CLA	CMD-C2D-C3D	-3.44	119.81	127.69
20	A	851	CLA	O1D-CGD-CBD	-3.44	117.74	124.52
20	B	828	CLA	CED-O2D-CGD	3.43	123.70	115.92
20	H	101	CLA	CHC-C1C-C2C	-3.43	117.22	126.94
21	A	855	LMU	O2'-C2'-C3'	-3.43	102.29	110.38
20	4	311	CLA	C4-C3-C5	3.43	121.18	115.23
20	B	810	CLA	C4A-NA-C1A	3.43	108.24	106.68
20	B	805	CLA	CHD-C4C-C3C	-3.43	119.78	124.77
21	H	106	LMU	O1B-C1B-C2B	-3.43	99.66	108.09
20	2	307	CLA	C2D-C1D-ND	-3.43	106.74	110.13
20	A	821	CLA	CHD-C4C-C3C	-3.42	119.78	124.77
21	R	102	LMU	C3B-C4B-C5B	-3.42	104.03	110.23
20	2	306	CLA	C4C-CHD-C1D	-3.42	116.23	125.98
22	F	203	BCR	C4-C5-C6	-3.42	118.09	122.70
20	B	807	CLA	O2A-CGA-O1A	-3.41	115.09	123.63
20	1	211	CLA	C3D-C4D-CHA	-3.41	117.58	125.20
21	1	213	LMU	O5B-C5B-C4B	-3.41	103.55	109.70
20	1	202	CLA	CMB-C2B-C3B	3.41	131.49	124.68
20	3	302	CLA	O1D-CGD-CBD	-3.41	117.80	124.52
21	R	104	LMU	O1B-C1B-O5B	-3.41	101.73	110.69
20	3	318	CLA	C1-C2-C3	-3.41	120.62	126.20
21	H	104	LMU	C1B-O5B-C5B	-3.40	107.07	113.72
20	A	839	CLA	CMC-C2C-C3C	3.40	135.35	126.15
20	B	837	CLA	CAA-C2A-C3A	-3.40	103.81	113.00
21	A	855	LMU	C3B-C4B-C5B	-3.40	104.06	110.23
21	K	104	LMU	O5'-C1'-C2'	-3.40	103.38	110.37

Continued on next page...

Continued from previous page...

Mol	Chain	Res	Type	Atoms	Z	Observed(°)	Ideal(°)
20	B	850	CLA	C5-C3-C2	-3.40	113.54	121.17
20	3	310	CLA	C2C-C1C-CHC	-3.40	116.94	125.84
20	1	206	CLA	CHC-C1C-NC	3.40	129.43	124.31
20	A	827	CLA	C4A-NA-C1A	3.40	108.23	106.68
20	4	309	CLA	C3C-C4C-CHD	-3.40	116.41	125.23
20	4	306	CLA	CGD-CBD-CAD	-3.39	99.86	110.85
21	R	102	LMU	O1'-C1'-C2'	3.39	113.43	108.27
20	B	806	CLA	CHC-C1C-C2C	-3.39	117.33	126.94
20	B	807	CLA	CMD-C2D-C3D	-3.39	119.92	127.69
20	A	829	CLA	O2A-CGA-CBA	3.39	122.17	111.83
20	1	206	CLA	O2A-CGA-CBA	3.39	122.16	111.83
22	B	852	BCR	C32-C1-C6	3.39	115.55	110.24
20	B	831	CLA	O2A-CGA-CBA	3.38	122.16	111.83
20	A	838	CLA	O2A-CGA-CBA	3.38	122.15	111.83
20	1	202	CLA	C2A-C3A-C4A	-3.38	96.41	101.87
20	2	302	CLA	C1-C2-C3	-3.38	120.66	126.20
20	L	208	CLA	C4A-NA-C1A	3.38	108.22	106.68
20	B	828	CLA	CGD-CBD-CAD	3.38	121.78	110.85
20	B	836	CLA	C4A-NA-C1A	3.37	108.22	106.68
20	B	833	CLA	CMD-C2D-C3D	-3.37	119.95	127.69
21	N	101	LMU	O4'-C4B-C3B	-3.37	102.44	110.38
20	4	313	CLA	CHC-C1C-NC	3.37	129.28	124.33
20	B	812	CLA	CHD-C4C-C3C	-3.37	119.87	124.77
20	A	804	CLA	OBD-CAD-C3D	-3.36	120.55	128.42
20	A	811	CLA	CAA-C2A-C1A	-3.36	100.95	111.97
20	A	850	CLA	CHB-C4A-NA	3.36	129.25	124.40
20	A	836	CLA	O2A-CGA-CBA	3.36	122.08	111.83
20	3	312	CLA	C3D-C2D-C1D	3.36	111.43	107.35
20	2	322	CLA	CHB-C4A-NA	3.36	129.25	124.40
21	E	101	LMU	O5'-C5'-C6'	3.36	114.76	106.44
20	R	107	CLA	CED-O2D-CGD	3.36	123.53	115.92
20	A	833	CLA	CHC-C1C-C2C	-3.36	117.43	126.94
20	3	311	CLA	CMD-C2D-C3D	-3.36	119.99	127.69
20	B	803	CLA	CMD-C2D-C3D	-3.36	119.99	127.69
20	B	803	CLA	O2D-CGD-O1D	-3.36	117.32	123.85
20	A	810	CLA	CHD-C4C-C3C	-3.35	119.88	124.77
23	A	842	PQN	C21-C20-C18	-3.35	104.82	115.97
20	L	203	CLA	O2A-CGA-CBA	3.35	122.06	111.83
20	3	316	CLA	C3D-C4D-CHA	-3.35	117.72	125.20
20	B	833	CLA	O1D-CGD-CBD	-3.35	117.91	124.52
21	1	218	LMU	O5B-C1B-C2B	-3.35	103.49	110.37
21	A	854	LMU	C2'-C3'-C4'	3.35	117.28	109.68

Continued on next page...

Continued from previous page...

Mol	Chain	Res	Type	Atoms	Z	Observed(°)	Ideal(°)
21	3	322	LMU	O3'-C3'-C4'	-3.35	101.36	109.94
20	B	830	CLA	C4-C3-C5	3.35	121.04	115.23
21	2	319	LMU	O5'-C1'-O1'	3.35	117.95	110.04
20	A	811	CLA	CHD-C4C-C3C	-3.35	119.90	124.77
21	H	104	LMU	O3'-C3'-C4'	3.34	118.51	109.94
21	K	106	LMU	C1B-O5B-C5B	-3.34	107.19	113.72
20	B	840	CLA	CHC-C1C-NC	3.34	129.35	124.31
20	B	805	CLA	O2D-CGD-O1D	-3.34	117.34	123.85
20	1	216	CLA	C3D-C4D-CHA	-3.34	117.73	125.20
20	2	303	CLA	C4-C3-C2	-3.34	115.04	123.63
20	F	206	CLA	CAA-C2A-C3A	-3.34	103.97	113.00
20	A	828	CLA	CMD-C2D-C3D	-3.34	120.03	127.69
20	3	309	CLA	C2D-C3D-C4D	-3.34	103.29	107.35
20	1	210	CLA	C1D-ND-C4D	-3.34	103.97	106.31
20	A	818	CLA	CMD-C2D-C3D	-3.34	120.03	127.69
21	R	102	LMU	C1'-O5'-C5'	-3.34	107.20	113.72
21	A	854	LMU	O3'-C3'-C4'	-3.34	101.39	109.94
20	B	834	CLA	CHC-C1C-NC	3.34	129.34	124.31
20	4	304	CLA	C7-C6-C5	-3.33	104.37	113.26
21	2	318	LMU	O1B-C1B-C2B	3.33	116.29	108.09
20	B	809	CLA	CAA-C2A-C3A	-3.33	103.99	113.00
20	2	307	CLA	C6-C5-C3	-3.33	105.35	113.47
20	A	838	CLA	C1-C2-C3	-3.33	120.74	126.20
21	A	848	LMU	C1B-O5B-C5B	3.33	120.22	113.72
20	4	318	CLA	C1-O2A-CGA	3.33	124.71	116.65
20	3	317	CLA	O2A-CGA-O1A	-3.33	115.31	123.63
20	4	318	CLA	CMB-C2B-C3B	3.33	131.33	124.68
21	L	205	LMU	O3'-C3'-C4'	-3.32	101.42	109.94
20	2	312	CLA	CHB-C4A-NA	3.32	129.20	124.40
20	A	815	CLA	C3A-C2A-C1A	-3.32	96.36	101.34
20	4	307	CLA	CED-O2D-CGD	3.32	123.45	115.92
20	B	825	CLA	O2A-CGA-O1A	-3.32	115.32	123.63
20	3	317	CLA	CHC-C1C-NC	3.32	129.31	124.31
21	L	204	LMU	O5B-C5B-C6B	3.32	114.67	106.44
20	A	826	CLA	O2A-CGA-CBA	3.32	121.96	111.83
20	A	838	CLA	CHB-C4A-NA	3.32	129.19	124.40
20	B	813	CLA	O2A-CGA-CBA	3.32	121.95	111.83
20	1	216	CLA	C3B-C2B-C1B	-3.32	103.45	106.29
20	A	840	CLA	CAC-C3C-C4C	3.32	129.11	124.79
20	A	831	CLA	CHD-C4C-NC	3.32	129.37	124.23
20	A	841	CLA	CHC-C1C-NC	3.31	129.30	124.31
20	B	822	CLA	C4A-NA-C1A	3.31	108.19	106.68

Continued on next page...

Continued from previous page...

Mol	Chain	Res	Type	Atoms	Z	Observed(°)	Ideal(°)
20	A	806	CLA	CMB-C2B-C3B	3.31	131.31	124.68
20	B	815	CLA	CHD-C4C-C3C	-3.31	119.94	124.77
20	B	839	CLA	O2A-CGA-O1A	-3.31	115.35	123.63
20	2	307	CLA	CMD-C2D-C3D	-3.31	120.10	127.69
21	H	108	LMU	O3B-C3B-C2B	-3.31	102.58	110.38
20	B	823	CLA	C4A-NA-C1A	3.31	108.19	106.68
20	1	208	CLA	CHB-C4A-NA	3.31	129.13	124.43
20	I	102	CLA	CMD-C2D-C3D	-3.30	120.11	127.69
20	3	312	CLA	C4C-CHD-C1D	-3.30	116.56	125.98
20	R	107	CLA	C1-O2A-CGA	3.30	124.65	116.65
21	H	105	LMU	C1'-O5'-C5'	-3.30	107.27	113.72
21	R	105	LMU	C1'-C2'-C3'	3.30	116.96	110.01
21	F	201	LMU	O3'-C3'-C2'	3.30	118.15	110.38
22	3	314	BCR	C15-C14-C13	-3.30	122.66	127.28
20	4	310	CLA	CHC-C1C-NC	3.30	129.18	124.33
20	3	302	CLA	CHC-C1C-NC	3.30	129.27	124.31
20	L	207	CLA	C1D-ND-C4D	-3.30	104.00	106.31
20	K	103	CLA	CMD-C2D-C3D	-3.29	120.14	127.69
20	B	831	CLA	O2A-CGA-O1A	-3.29	115.39	123.63
20	L	202	CLA	O2D-CGD-O1D	-3.29	117.44	123.85
21	R	102	LMU	O5B-C1B-C2B	3.29	117.13	110.37
21	R	106	LMU	C1'-O5'-C5'	3.29	120.15	113.72
20	A	801	CLA	CGD-CBD-CAD	3.29	121.50	110.85
20	A	815	CLA	C3D-C4D-ND	3.29	115.33	109.99
20	1	216	CLA	C1C-NC-C4C	-3.29	105.18	106.68
20	3	305	CLA	CHA-C4D-ND	3.29	129.49	124.84
20	2	311	CLA	CHD-C4C-NC	3.28	129.32	124.23
20	G	102	CLA	CHB-C4A-NA	3.28	129.14	124.40
20	3	313	CLA	O2A-CGA-CBA	3.28	121.84	111.83
21	L	204	LMU	C1'-C2'-C3'	3.28	116.91	110.01
20	1	206	CLA	CAC-C3C-C4C	3.28	129.06	124.79
20	B	849	CLA	CBC-CAC-C3C	-3.28	103.53	112.42
20	H	103	CLA	CED-O2D-CGD	3.28	123.35	115.92
20	A	837	CLA	CHC-C1C-C2C	-3.28	117.66	126.94
20	B	808	CLA	C4-C3-C5	3.28	120.92	115.23
20	B	832	CLA	CHB-C4A-NA	3.27	129.12	124.40
20	A	829	CLA	CAC-C3C-C4C	3.27	129.05	124.79
21	3	322	LMU	C1B-O5B-C5B	3.27	120.11	113.72
20	4	316	CLA	CHC-C1C-NC	3.27	129.24	124.31
20	B	828	CLA	CMD-C2D-C3D	-3.27	120.19	127.69
20	A	850	CLA	C4A-NA-C1A	3.27	108.17	106.68
20	A	829	CLA	CHD-C4C-NC	3.27	129.30	124.23

Continued on next page...

Continued from previous page...

Mol	Chain	Res	Type	Atoms	Z	Observed(°)	Ideal(°)
20	B	836	CLA	O2A-CGA-CBA	3.27	121.80	111.83
22	B	852	BCR	C29-C30-C25	3.27	115.19	110.44
20	A	819	CLA	CGD-CBD-CAD	3.27	121.42	110.85
20	3	317	CLA	CMD-C2D-C3D	-3.27	120.20	127.69
22	B	844	BCR	C23-C22-C21	3.26	124.14	119.01
20	1	212	CLA	CHB-C4A-NA	3.26	129.07	124.43
20	4	306	CLA	CMC-C2C-C1C	3.26	130.13	125.03
20	I	102	CLA	O2A-CGA-CBA	3.26	121.78	111.83
21	H	105	LMU	C3'-C4'-C5'	-3.26	103.70	110.93
21	R	105	LMU	C4B-C3B-C2B	-3.26	105.11	110.83
20	4	310	CLA	CHD-C1D-ND	3.26	129.45	124.84
20	B	851	CLA	CMA-C3A-C4A	-3.26	103.02	111.77
20	B	831	CLA	CED-O2D-CGD	3.25	123.30	115.92
20	2	308	CLA	C4A-NA-C1A	3.25	108.16	106.68
20	L	203	CLA	C4-C3-C5	3.25	120.87	115.23
20	A	841	CLA	CAC-C3C-C4C	3.25	129.02	124.79
20	A	840	CLA	O2D-CGD-CBD	3.25	116.91	111.23
20	A	837	CLA	CAA-C2A-C1A	-3.25	101.34	111.97
20	B	806	CLA	CMA-C3A-C2A	-3.25	101.43	113.98
20	3	317	CLA	O1D-CGD-CBD	-3.24	118.12	124.52
20	1	212	CLA	CHA-C4D-ND	3.24	129.43	124.84
20	A	832	CLA	CHB-C4A-NA	3.24	129.08	124.40
20	H	102	CLA	CED-O2D-CGD	3.24	123.27	115.92
20	2	305	CLA	C4A-NA-C1A	3.24	108.16	106.68
20	A	814	CLA	C1D-ND-C4D	-3.24	104.04	106.31
21	E	101	LMU	C6'-C5'-C4'	-3.24	104.27	113.38
21	2	318	LMU	C1'-C2'-C3'	3.24	116.82	110.01
20	3	319	CLA	C1D-ND-C4D	-3.24	104.04	106.31
21	3	322	LMU	C3B-C4B-C5B	-3.24	104.37	110.23
22	B	845	BCR	C33-C5-C4	3.24	120.49	113.60
20	F	206	CLA	CBA-CAA-C2A	-3.24	104.17	113.79
20	3	305	CLA	CHB-C4A-NA	3.23	129.03	124.43
21	R	103	LMU	O5B-C5B-C4B	3.23	115.53	109.70
20	A	802	CLA	C3D-C4D-CHA	-3.23	117.98	125.20
20	B	839	CLA	CMD-C2D-C3D	-3.23	120.27	127.69
20	B	840	CLA	CGD-CBD-CAD	-3.23	101.04	114.30
20	4	304	CLA	C16-C15-C13	-3.23	105.22	115.97
21	L	205	LMU	O5B-C1B-C2B	-3.23	103.73	110.37
20	A	850	CLA	CMD-C2D-C3D	-3.23	120.28	127.69
20	B	810	CLA	C4-C3-C2	-3.23	115.33	123.63
21	H	105	LMU	O5B-C5B-C6B	3.23	114.44	106.44
20	A	835	CLA	C2A-C1A-CHA	-3.23	118.27	123.87

Continued on next page...

Continued from previous page...

Mol	Chain	Res	Type	Atoms	Z	Observed(°)	Ideal(°)
20	A	826	CLA	CHC-C1C-NC	3.23	129.17	124.31
20	F	206	CLA	CMA-C3A-C4A	3.23	120.45	111.77
20	B	819	CLA	O1D-CGD-CBD	-3.23	118.16	124.52
20	A	815	CLA	CGD-CBD-CAD	3.23	121.29	110.85
20	3	316	CLA	CHB-C4A-NA	3.22	129.01	124.43
20	A	801	CLA	CHD-C4C-NC	3.22	129.23	124.23
20	A	835	CLA	CAA-C2A-C1A	-3.22	101.43	111.97
22	A	845	BCR	C33-C5-C4	3.22	120.45	113.60
22	A	845	BCR	C38-C26-C27	3.22	120.45	113.60
20	L	207	CLA	C4A-NA-C1A	3.22	108.15	106.68
20	B	822	CLA	CHB-C4A-NA	3.21	129.04	124.40
20	3	302	CLA	C5-C3-C4	3.21	121.98	114.59
20	A	821	CLA	CHC-C1C-C2C	-3.21	117.84	126.94
20	4	308	CLA	C1B-C2B-C3B	-3.21	103.93	106.92
20	3	305	CLA	C2C-C1C-CHC	-3.21	117.42	125.84
20	1	212	CLA	C1D-ND-C4D	-3.21	104.06	106.31
20	A	803	CLA	C4A-NA-C1A	3.21	108.14	106.68
20	2	322	CLA	C3A-C2A-C1A	3.21	106.14	101.34
20	B	849	CLA	C4A-NA-C1A	3.20	108.14	106.68
21	K	109	LMU	O2B-C2B-C1B	-3.20	102.44	110.08
20	B	819	CLA	C4A-NA-C1A	3.20	108.14	106.68
20	B	827	CLA	C2A-C1A-CHA	-3.20	118.31	123.87
20	H	109	CLA	CMB-C2B-C3B	3.20	131.08	124.68
20	H	102	CLA	CHD-C4C-C3C	-3.19	120.12	124.77
20	4	307	CLA	C1D-ND-C4D	-3.19	104.07	106.31
20	2	307	CLA	CHC-C1C-C2C	-3.19	117.90	126.94
20	B	809	CLA	CHD-C4C-C3C	-3.19	120.12	124.77
20	A	823	CLA	O2A-CGA-O1A	-3.19	115.64	123.63
20	B	830	CLA	C1-C2-C3	-3.19	120.97	126.20
20	B	828	CLA	O2D-CGD-O1D	-3.19	117.64	123.85
23	B	841	PQN	C2M-C2-C1	3.19	122.55	116.68
20	4	302	CLA	C1-C2-C3	-3.19	120.97	126.20
20	3	311	CLA	C2A-C1A-CHA	-3.19	118.33	123.87
20	B	835	CLA	CHC-C1C-NC	3.19	129.11	124.31
20	A	817	CLA	CED-O2D-CGD	3.19	123.14	115.92
21	3	322	LMU	O3B-C3B-C4B	3.19	117.88	110.38
20	B	850	CLA	CMD-C2D-C3D	-3.18	120.39	127.69
20	A	827	CLA	O1D-CGD-CBD	-3.18	118.25	124.52
20	4	306	CLA	CMB-C2B-C1B	-3.18	123.80	128.46
20	B	813	CLA	C4-C3-C5	3.18	120.74	115.23
20	2	312	CLA	O2A-CGA-CBA	3.18	121.52	111.83
21	A	854	LMU	O5'-C1'-O1'	-3.18	102.54	110.04

Continued on next page...

Continued from previous page...

Mol	Chain	Res	Type	Atoms	Z	Observed(°)	Ideal(°)
20	B	822	CLA	CHD-C4C-C3C	-3.18	120.14	124.77
20	B	826	CLA	CMA-C3A-C2A	-3.17	101.71	113.98
20	4	309	CLA	CHB-C4A-NA	3.17	128.94	124.43
20	1	214	CLA	C4A-NA-C1A	3.17	108.13	106.68
21	E	101	LMU	C3'-C4'-C5'	-3.17	103.90	110.93
20	A	822	CLA	CAC-C3C-C4C	3.17	128.92	124.79
20	H	101	CLA	CAC-C3C-C4C	3.17	128.92	124.79
20	1	208	CLA	C3D-C4D-CHA	-3.17	118.12	125.20
20	F	206	CLA	C2A-C1A-CHA	-3.17	118.36	123.87
22	B	844	BCR	C33-C5-C6	-3.17	121.03	124.48
21	R	103	LMU	C1'-O5'-C5'	-3.17	107.53	113.72
22	I	103	BCR	C19-C18-C17	3.17	123.99	119.01
20	A	838	CLA	CAA-C2A-C3A	-3.17	104.44	113.00
20	4	304	CLA	CHC-C1C-C2C	-3.17	117.97	126.94
20	B	813	CLA	CHC-C1C-NC	3.16	129.08	124.31
20	1	209	CLA	CBD-CHA-C1A	3.16	132.15	127.38
20	H	102	CLA	O2D-CGD-O1D	-3.16	117.70	123.85
22	A	844	BCR	C38-C26-C27	3.16	120.33	113.60
20	4	304	CLA	CMA-C3A-C4A	3.16	120.26	111.77
20	A	804	CLA	C1D-ND-C4D	-3.16	104.10	106.31
20	H	102	CLA	CMD-C2D-C3D	-3.16	120.45	127.69
20	4	307	CLA	C3D-C4D-ND	3.16	115.12	109.99
20	4	307	CLA	CHC-C1C-C2C	-3.15	118.01	126.94
20	4	311	CLA	C1D-ND-C4D	-3.15	104.10	106.31
20	B	825	CLA	CHB-C4A-NA	3.15	128.95	124.40
20	3	316	CLA	CHA-C4D-ND	3.15	129.29	124.84
20	B	850	CLA	C6-C5-C3	3.15	121.14	113.47
20	A	818	CLA	O2D-CGD-O1D	-3.15	117.72	123.85
21	R	101	LMU	O5'-C1'-O1'	3.15	117.49	110.04
20	2	315	CLA	C1C-NC-C4C	-3.15	105.24	106.68
20	A	801	CLA	CBA-CAA-C2A	3.15	123.16	113.79
20	F	204	CLA	CAA-C2A-C1A	-3.15	104.03	111.81
20	4	312	CLA	C2D-C3D-C4D	-3.15	103.52	107.35
20	B	812	CLA	C4A-NA-C1A	3.15	108.11	106.68
22	I	101	BCR	C33-C5-C4	3.15	120.31	113.60
20	A	835	CLA	CHC-C1C-C2C	-3.15	118.03	126.94
22	A	846	BCR	C38-C26-C27	3.15	120.30	113.60
21	2	318	LMU	O5B-C5B-C4B	-3.14	104.03	109.70
21	R	102	LMU	C1B-O5B-C5B	3.14	119.85	113.72
22	A	847	BCR	C38-C26-C27	3.14	120.29	113.60
20	A	827	CLA	CMA-C3A-C4A	-3.14	103.34	111.77
20	B	826	CLA	C1-C2-C3	-3.14	121.06	126.20

Continued on next page...

Continued from previous page...

Mol	Chain	Res	Type	Atoms	Z	Observed(°)	Ideal(°)
20	A	829	CLA	CHC-C1C-C2C	-3.14	118.05	126.94
20	B	808	CLA	CMB-C2B-C1B	-3.14	123.86	128.46
20	A	823	CLA	O2D-CGD-CBD	3.13	116.71	111.23
20	4	304	CLA	C1D-ND-C4D	-3.13	104.11	106.31
20	4	307	CLA	O1D-CGD-CBD	-3.13	118.34	124.52
22	I	101	BCR	C32-C1-C31	-3.13	99.66	108.63
23	B	841	PQN	C16-C15-C13	-3.13	105.84	113.47
20	4	309	CLA	C1D-ND-C4D	-3.13	104.11	106.31
20	B	809	CLA	CAC-C3C-C4C	3.13	128.86	124.79
21	R	106	LMU	O1B-C1B-C2B	3.13	115.79	108.09
20	A	819	CLA	C4-C3-C5	3.13	120.66	115.23
20	3	305	CLA	C3D-C4D-CHA	-3.13	118.21	125.20
21	L	211	LMU	O5'-C5'-C4'	-3.13	103.26	109.72
20	B	836	CLA	CBC-CAC-C3C	-3.13	103.94	112.42
21	H	106	LMU	C1-O1'-C1'	-3.13	108.34	113.68
20	A	811	CLA	O2D-CGD-CBD	3.13	116.70	111.23
20	2	312	CLA	O1D-CGD-CBD	-3.13	118.35	124.52
20	2	322	CLA	C1B-CHB-C4A	-3.13	124.08	130.04
20	A	807	CLA	O1D-CGD-CBD	-3.13	118.35	124.52
21	2	318	LMU	C2'-C3'-C4'	3.12	116.77	109.68
21	1	218	LMU	O1B-C4'-C3'	3.12	115.17	107.23
20	A	817	CLA	O1D-CGD-CBD	-3.12	118.36	124.52
22	J	102	BCR	C38-C26-C27	3.12	120.25	113.60
20	2	316	CLA	O2A-CGA-CBA	3.12	121.36	111.83
20	L	207	CLA	CMD-C2D-C3D	-3.12	120.53	127.69
22	L	210	BCR	C19-C18-C17	-3.12	114.10	119.01
20	A	831	CLA	C2D-C1D-ND	-3.12	107.04	110.13
20	A	831	CLA	O2A-CGA-CBA	3.12	121.35	111.83
20	B	822	CLA	CHC-C1C-NC	3.12	129.01	124.31
21	2	313	LMU	O1B-C4'-C3'	3.12	115.16	107.23
22	B	844	BCR	C38-C26-C27	3.12	120.25	113.60
20	A	801	CLA	C1B-C2B-C3B	-3.12	104.02	106.92
21	H	107	LMU	O3B-C3B-C2B	3.12	117.73	110.38
20	J	103	CLA	C4A-NA-C1A	3.12	108.10	106.68
21	E	101	LMU	C1'-C2'-C3'	3.12	116.57	110.01
20	2	322	CLA	O2D-CGD-O1D	-3.12	117.78	123.85
20	R	107	CLA	O2A-CGA-O1A	-3.12	115.83	123.63
20	A	805	CLA	O2A-CGA-CBA	3.12	121.34	111.83
20	B	813	CLA	CMB-C2B-C3B	3.12	130.91	124.68
20	2	308	CLA	CGD-CBD-CAD	3.12	120.93	110.85
20	3	308	CLA	CHC-C1C-C2C	-3.11	118.12	126.94
20	1	203	CLA	CMC-C2C-C1C	3.11	129.90	125.03

Continued on next page...

Continued from previous page...

Mol	Chain	Res	Type	Atoms	Z	Observed(°)	Ideal(°)
20	4	307	CLA	O2D-CGD-CBD	3.11	116.67	111.23
20	2	312	CLA	C1-O2A-CGA	3.11	124.19	116.65
20	R	108	CLA	CAC-C3C-C4C	3.11	128.84	124.79
20	A	814	CLA	O1D-CGD-CBD	-3.11	118.38	124.52
20	A	816	CLA	C4A-NA-C1A	3.11	108.10	106.68
21	A	849	LMU	C2'-C3'-C4'	3.11	116.74	109.68
20	K	103	CLA	C4A-NA-C1A	3.11	108.10	106.68
21	A	849	LMU	C1B-O5B-C5B	3.11	119.78	113.72
20	3	311	CLA	CHC-C1C-C2C	-3.11	118.15	126.94
20	B	840	CLA	CMD-C2D-C3D	-3.10	120.57	127.69
20	2	307	CLA	C4-C3-C5	3.10	120.61	115.23
20	A	815	CLA	C1D-ND-C4D	-3.10	104.14	106.31
20	B	817	CLA	CHC-C1C-NC	3.10	128.98	124.31
20	3	318	CLA	CMB-C2B-C3B	3.10	130.88	124.68
20	B	839	CLA	CAA-CBA-CGA	3.10	122.01	113.21
21	H	104	LMU	O1B-C1B-C2B	3.10	115.72	108.09
21	H	105	LMU	O5'-C5'-C4'	-3.10	103.32	109.72
21	4	321	LMU	O5B-C5B-C6B	3.10	114.12	106.44
20	A	838	CLA	C1D-ND-C4D	-3.10	104.14	106.31
21	1	219	LMU	O1B-C1B-O5B	-3.09	102.55	110.69
20	B	829	CLA	CHC-C1C-NC	3.09	128.97	124.31
20	4	315	CLA	C2D-C3D-C4D	-3.09	103.59	107.35
20	B	822	CLA	O2A-CGA-CBA	3.09	121.26	111.83
20	1	211	CLA	CHB-C4A-NA	3.09	128.83	124.43
21	L	205	LMU	O5B-C5B-C6B	3.09	114.10	106.44
21	H	108	LMU	C3-C2-C1	-3.09	100.04	113.47
21	E	101	LMU	O3B-C3B-C4B	-3.09	103.09	110.38
20	1	208	CLA	C4C-CHD-C1D	-3.09	117.18	125.98
21	R	104	LMU	O1B-C4'-C3'	3.09	115.08	107.23
20	4	307	CLA	CMA-C3A-C2A	-3.09	102.05	113.98
20	B	805	CLA	CHC-C1C-C2C	-3.09	118.20	126.94
20	2	306	CLA	C1D-ND-C4D	-3.09	104.15	106.31
20	B	807	CLA	CAA-C2A-C3A	-3.09	104.66	113.00
20	B	831	CLA	CAA-CBA-CGA	-3.08	104.45	113.21
20	2	322	CLA	CBC-CAC-C3C	-3.08	104.06	112.42
21	E	101	LMU	O1B-C4'-C3'	3.08	115.06	107.23
20	A	831	CLA	O2A-CGA-O1A	-3.08	115.93	123.63
20	B	821	CLA	C3A-C2A-C1A	-3.08	96.73	101.34
20	A	835	CLA	C1-C2-C3	-3.08	121.16	126.20
20	2	306	CLA	C2C-C1C-CHC	-3.08	117.78	125.84
21	H	108	LMU	O3'-C3'-C2'	-3.07	103.14	110.38
20	2	304	CLA	C2C-C1C-CHC	-3.07	117.80	125.84

Continued on next page...

Continued from previous page...

Mol	Chain	Res	Type	Atoms	Z	Observed(°)	Ideal(°)
20	A	806	CLA	C2A-C1A-CHA	-3.07	118.55	123.87
20	B	812	CLA	CHB-C4A-NA	3.06	128.82	124.40
20	B	820	CLA	O2D-CGD-CBD	3.06	116.59	111.23
21	G	101	LMU	O3'-C3'-C4'	-3.06	102.09	109.94
20	A	837	CLA	CMB-C2B-C3B	3.06	130.80	124.68
20	2	301	CLA	C2D-C3D-C4D	-3.06	103.63	107.35
20	4	306	CLA	CMB-C2B-C3B	3.06	130.80	124.68
20	B	831	CLA	C4A-NA-C1A	3.06	108.08	106.68
20	A	830	CLA	CHC-C1C-C2C	-3.06	118.27	126.94
22	B	843	BCR	C33-C5-C4	3.06	120.12	113.60
20	2	301	CLA	CHA-C4D-ND	3.06	129.16	124.84
20	A	809	CLA	CHD-C4C-NC	3.06	128.97	124.23
20	A	822	CLA	CHB-C4A-NA	3.06	128.81	124.40
20	2	322	CLA	CMD-C2D-C3D	-3.06	120.68	127.69
20	B	820	CLA	CHD-C4C-C3C	-3.06	120.31	124.77
20	A	852	CLA	C2A-C1A-CHA	-3.06	118.56	123.87
20	A	816	CLA	C1B-CHB-C4A	-3.06	124.21	130.04
20	B	851	CLA	O2A-CGA-CBA	3.06	121.15	111.83
20	2	304	CLA	CHA-C4D-ND	3.05	129.16	124.84
22	B	845	BCR	C38-C26-C27	3.05	120.11	113.60
20	L	208	CLA	CHC-C1C-C2C	-3.05	118.29	126.94
20	K	103	CLA	O2A-CGA-CBA	3.05	121.13	111.83
20	2	316	CLA	CHC-C1C-C2C	-3.05	118.31	126.94
20	A	835	CLA	C4A-NA-C1A	3.05	108.07	106.68
20	4	305	CLA	CAC-C3C-C2C	-3.05	121.96	127.56
20	3	308	CLA	CHD-C4C-C3C	-3.05	120.33	124.77
21	H	104	LMU	O5'-C5'-C6'	3.05	113.99	106.44
20	A	813	CLA	CAA-C2A-C1A	-3.05	101.99	111.97
20	4	314	CLA	CMC-C2C-C1C	3.05	129.79	125.03
22	I	103	BCR	C24-C25-C26	3.05	128.57	121.56
20	B	839	CLA	CHB-C4A-NA	3.04	128.79	124.40
20	A	852	CLA	CHC-C1C-NC	3.04	128.89	124.31
21	A	848	LMU	C2'-C3'-C4'	3.04	116.58	109.68
20	R	107	CLA	C4-C3-C5	3.04	120.50	115.23
20	1	204	CLA	CGD-CBD-CAD	3.04	120.69	110.85
20	A	850	CLA	C6-C7-C8	-3.04	105.86	115.97
22	B	844	BCR	C36-C18-C19	3.04	122.73	118.09
20	B	838	CLA	CAA-C2A-C3A	-3.04	104.79	113.00
20	2	309	CLA	C3D-C4D-ND	3.04	113.65	109.50
20	A	820	CLA	CHB-C4A-NA	3.03	128.78	124.40
20	R	107	CLA	O2D-CGD-O1D	-3.03	117.94	123.85
20	2	303	CLA	C1D-ND-C4D	-3.03	104.18	106.31

Continued on next page...

Continued from previous page...

Mol	Chain	Res	Type	Atoms	Z	Observed(°)	Ideal(°)
20	A	813	CLA	CHC-C1C-C2C	-3.03	118.35	126.94
20	A	808	CLA	O2A-CGA-O1A	-3.03	116.05	123.63
20	3	306	CLA	CHB-C4A-NA	3.03	128.74	124.43
20	1	201	CLA	C2D-C1D-ND	-3.03	107.13	110.13
22	A	843	BCR	C38-C26-C27	3.03	120.05	113.60
22	L	210	BCR	C15-C14-C13	3.03	131.52	127.28
21	H	104	LMU	C6B-C5B-C4B	3.03	120.45	113.02
21	H	106	LMU	O1B-C4'-C3'	-3.02	99.54	107.23
22	J	102	BCR	C33-C5-C4	3.02	120.05	113.60
20	A	826	CLA	CHB-C4A-NA	3.02	128.76	124.40
20	B	849	CLA	O2D-CGD-CBD	3.02	116.52	111.23
20	B	827	CLA	CHC-C1C-C2C	-3.02	118.38	126.94
20	A	826	CLA	CMA-C3A-C4A	-3.02	103.65	111.77
20	3	319	CLA	C2C-C1C-CHC	-3.02	117.93	125.84
20	H	103	CLA	O2A-CGA-CBA	3.02	121.04	111.83
20	3	319	CLA	C3C-C4C-CHD	-3.02	117.39	125.23
20	B	831	CLA	CHC-C1C-C2C	-3.02	118.39	126.94
20	A	811	CLA	CHB-C4A-NA	3.02	128.75	124.40
21	K	109	LMU	C1B-O5B-C5B	-3.02	107.83	113.72
22	B	842	BCR	C38-C26-C27	3.02	120.03	113.60
20	B	849	CLA	CHC-C1C-C2C	-3.01	118.41	126.94
21	E	101	LMU	O5'-C5'-C4'	-3.01	103.50	109.72
20	1	211	CLA	CHA-C4D-ND	3.01	129.10	124.84
20	B	835	CLA	CMC-C2C-C1C	3.01	129.74	125.03
20	A	850	CLA	C3B-C4B-NB	-3.01	105.32	109.21
22	A	847	BCR	C33-C5-C4	3.01	120.01	113.60
20	B	838	CLA	O2D-CGD-O1D	-3.01	117.99	123.85
20	A	831	CLA	CAC-C3C-C2C	-3.01	122.03	127.56
20	A	833	CLA	C1D-ND-C4D	-3.01	104.20	106.31
20	B	836	CLA	CHC-C1C-C2C	-3.01	118.42	126.94
20	B	808	CLA	C4D-CHA-C1A	3.01	124.83	121.24
22	A	844	BCR	C33-C5-C4	3.01	120.01	113.60
22	F	203	BCR	C37-C22-C21	-3.01	117.95	122.82
20	B	851	CLA	C4A-NA-C1A	3.01	108.05	106.68
22	B	844	BCR	C35-C13-C14	-3.00	117.95	122.82
20	B	832	CLA	CHC-C1C-NC	3.00	128.84	124.31
20	B	806	CLA	CHD-C4C-C3C	-3.00	120.39	124.77
20	3	306	CLA	C3D-C4D-CHA	-3.00	118.50	125.20
20	H	109	CLA	O2D-CGD-O1D	-3.00	118.01	123.85
20	L	201	CLA	C4A-NA-C1A	-3.00	105.31	106.68
21	H	105	LMU	O3'-C3'-C2'	-3.00	103.31	110.38
21	E	101	LMU	O3'-C3'-C4'	3.00	117.62	109.94

Continued on next page...

Continued from previous page...

Mol	Chain	Res	Type	Atoms	Z	Observed(°)	Ideal(°)
20	A	819	CLA	C1-O2A-CGA	3.00	123.91	116.65
20	4	318	CLA	CMB-C2B-C1B	-3.00	124.07	128.46
20	B	806	CLA	CMB-C2B-C1B	3.00	132.84	128.46
20	2	309	CLA	C1D-ND-C4D	-2.99	104.21	106.31
20	B	821	CLA	CMC-C2C-C1C	2.99	129.71	125.03
20	A	815	CLA	C1B-CHB-C4A	-2.99	124.33	130.04
20	4	313	CLA	CHD-C1D-ND	2.99	129.07	124.84
20	A	818	CLA	O2A-CGA-CBA	2.99	120.95	111.83
20	1	210	CLA	CHC-C1C-C2C	-2.99	118.47	126.94
20	B	821	CLA	C3D-C4D-ND	2.99	114.84	109.99
21	L	204	LMU	O5'-C5'-C6'	2.99	113.84	106.44
20	A	820	CLA	O2A-CGA-CBA	2.98	120.93	111.83
20	B	849	CLA	C7-C6-C5	-2.98	105.31	113.26
20	B	806	CLA	CAA-C2A-C3A	-2.98	104.94	113.00
20	B	820	CLA	CHC-C1C-C2C	-2.98	118.50	126.94
20	B	821	CLA	CBA-CAA-C2A	2.98	122.66	113.79
20	1	201	CLA	CMA-C3A-C4A	2.98	119.78	111.77
20	B	838	CLA	C4-C3-C5	2.98	120.40	115.23
20	H	109	CLA	CAC-C3C-C4C	2.98	128.67	124.79
20	A	809	CLA	C4-C3-C5	2.98	120.40	115.23
20	3	306	CLA	C2C-C1C-CHC	-2.98	118.03	125.84
20	4	305	CLA	CHD-C4C-NC	2.98	128.85	124.23
21	H	105	LMU	C1B-O5B-C5B	2.98	119.53	113.72
20	B	849	CLA	O2A-CGA-CBA	2.97	120.90	111.83
21	L	205	LMU	O5'-C1'-O1'	-2.97	103.02	110.04
20	1	210	CLA	CMA-C3A-C4A	-2.97	103.79	111.77
22	I	101	BCR	C15-C16-C17	2.97	129.60	123.52
20	B	804	CLA	C4A-NA-C1A	2.97	108.03	106.68
20	2	312	CLA	CHC-C1C-C2C	-2.97	118.53	126.94
20	A	809	CLA	CAC-C3C-C2C	-2.97	122.11	127.56
20	1	215	CLA	C4A-NA-C1A	-2.97	105.33	106.68
20	B	839	CLA	CHC-C1C-C2C	-2.97	118.54	126.94
20	B	815	CLA	CMB-C2B-C3B	2.97	130.61	124.68
21	L	204	LMU	O5'-C1'-C2'	2.97	116.46	110.37
20	L	208	CLA	CMA-C3A-C4A	-2.96	103.80	111.77
20	A	835	CLA	O2A-CGA-CBA	2.96	120.88	111.83
20	3	318	CLA	O2D-CGD-O1D	-2.96	118.08	123.85
20	A	808	CLA	C1-C2-C3	-2.96	121.34	126.20
20	B	809	CLA	O2A-CGA-CBA	2.96	120.87	111.83
20	J	103	CLA	C4-C3-C5	2.96	120.37	115.23
20	B	810	CLA	CAC-C3C-C4C	2.96	128.64	124.79
20	4	307	CLA	C1B-CHB-C4A	-2.96	124.39	130.04

Continued on next page...

Continued from previous page...

Mol	Chain	Res	Type	Atoms	Z	Observed(°)	Ideal(°)
21	R	105	LMU	O5'-C5'-C6'	2.96	113.78	106.44
20	3	302	CLA	CMB-C2B-C3B	2.96	130.59	124.68
20	B	816	CLA	CGD-CBD-CAD	-2.96	101.27	110.85
20	B	822	CLA	OBD-CAD-C3D	-2.96	121.51	128.42
20	A	801	CLA	CAA-C2A-C1A	2.96	121.66	111.97
20	4	313	CLA	C2B-C3B-C4B	2.95	108.82	106.29
20	A	808	CLA	C1D-ND-C4D	-2.95	104.24	106.31
20	A	807	CLA	O2D-CGD-O1D	-2.95	118.10	123.85
20	A	807	CLA	CHC-C1C-C2C	-2.95	118.58	126.94
20	B	813	CLA	C4-C3-C2	-2.95	116.05	123.63
20	3	307	CLA	CHB-C4A-NA	2.95	128.63	124.43
20	I	102	CLA	O1D-CGD-CBD	-2.95	118.70	124.52
20	4	311	CLA	CHC-C1C-NC	2.95	128.75	124.31
20	B	807	CLA	CMA-C3A-C4A	-2.95	103.84	111.77
20	B	803	CLA	C1D-ND-C4D	-2.95	104.24	106.31
22	B	843	BCR	C38-C26-C27	2.95	119.88	113.60
21	K	106	LMU	O1B-C4'-C3'	2.95	114.72	107.23
20	A	840	CLA	O1D-CGD-CBD	-2.95	118.70	124.52
20	B	809	CLA	O1D-CGD-CBD	-2.95	118.70	124.52
20	A	806	CLA	O2A-CGA-CBA	2.95	120.82	111.83
21	H	105	LMU	O1B-C4'-C3'	2.95	114.72	107.23
20	A	833	CLA	O2D-CGD-O1D	-2.95	118.11	123.85
22	A	846	BCR	C33-C5-C4	2.95	119.88	113.60
20	2	310	CLA	C4A-NA-C1A	2.95	108.02	106.68
20	A	807	CLA	C4A-NA-C1A	2.95	108.02	106.68
20	A	818	CLA	C4-C3-C5	2.95	120.34	115.23
20	A	809	CLA	O2A-CGA-O1A	-2.95	116.26	123.63
20	B	849	CLA	CHB-C4A-NA	2.94	128.65	124.40
20	H	109	CLA	CMC-C2C-C1C	2.94	129.63	125.03
21	B	847	LMU	O1B-C4'-C5'	2.94	117.20	109.48
20	A	839	CLA	C11-C12-C13	-2.94	106.18	115.97
20	K	103	CLA	CAA-CBA-CGA	-2.94	104.85	113.21
20	1	206	CLA	C1-O2A-CGA	2.94	123.77	116.65
20	1	206	CLA	C1-C2-C3	-2.94	121.38	126.20
20	B	811	CLA	O2A-CGA-CBA	2.94	120.80	111.83
20	B	829	CLA	O2D-CGD-O1D	-2.94	118.12	123.85
21	B	847	LMU	C1'-C2'-C3'	-2.94	103.82	110.01
21	L	211	LMU	O5'-C5'-C6'	2.94	113.73	106.44
20	B	810	CLA	CHC-C1C-C2C	-2.94	118.62	126.94
20	B	817	CLA	CMD-C2D-C3D	-2.94	120.95	127.69
20	A	834	CLA	CMB-C2B-C3B	2.94	130.55	124.68
20	3	307	CLA	C3D-C4D-CHA	-2.94	118.64	125.20

Continued on next page...

Continued from previous page...

Mol	Chain	Res	Type	Atoms	Z	Observed(°)	Ideal(°)
20	B	840	CLA	C1B-C2B-C3B	-2.94	104.19	106.92
21	K	104	LMU	O2'-C2'-C1'	-2.94	103.08	110.08
20	F	206	CLA	O2A-CGA-CBA	2.94	120.78	111.83
20	B	829	CLA	O2A-C1-C2	2.93	119.40	108.11
20	A	851	CLA	CMD-C2D-C3D	-2.93	120.96	127.69
20	A	828	CLA	CAA-C2A-C1A	-2.93	102.36	111.97
21	K	105	LMU	C1'-C2'-C3'	-2.93	103.84	110.01
20	A	815	CLA	CAC-C3C-C4C	2.93	128.61	124.79
20	L	202	CLA	O2A-CGA-CBA	2.93	120.78	111.83
20	A	820	CLA	C4-C3-C5	2.93	119.58	116.13
21	A	855	LMU	C6B-C5B-C4B	-2.93	105.82	113.02
20	B	807	CLA	CHC-C1C-C2C	-2.93	118.64	126.94
20	B	821	CLA	CMA-C3A-C4A	-2.93	103.89	111.77
20	3	307	CLA	C2C-C1C-CHC	-2.93	118.16	125.84
20	A	810	CLA	O1D-CGD-CBD	-2.93	118.74	124.52
20	1	207	CLA	C1D-ND-C4D	-2.93	104.26	106.31
20	A	816	CLA	CHC-C1C-NC	2.93	128.72	124.31
20	1	202	CLA	C4A-NA-C1A	2.93	108.02	106.68
22	B	852	BCR	C19-C18-C17	-2.93	114.40	119.01
20	A	805	CLA	C1-O2A-CGA	2.93	123.74	116.65
20	3	313	CLA	CAC-C3C-C2C	-2.93	122.18	127.56
20	1	207	CLA	CAA-CBA-CGA	2.93	121.52	113.21
20	A	828	CLA	C1-C2-C3	-2.93	121.40	126.20
20	1	209	CLA	C1B-C2B-C3B	-2.92	104.20	106.92
20	B	823	CLA	O2A-CGA-CBA	2.92	120.75	111.83
20	2	301	CLA	C3D-C4D-CHA	-2.92	118.67	125.20
20	L	207	CLA	O2D-CGD-O1D	-2.92	118.16	123.85
21	A	849	LMU	O2B-C2B-C1B	-2.92	103.11	110.08
20	B	822	CLA	C1-O2A-CGA	2.92	123.72	116.65
20	3	303	CLA	C3D-C4D-ND	2.92	113.49	109.50
22	B	842	BCR	C33-C5-C4	2.92	119.82	113.60
20	1	205	CLA	CHD-C1D-ND	2.92	128.97	124.84
21	H	108	LMU	C1B-O5B-C5B	-2.92	108.02	113.72
21	1	219	LMU	C4B-C3B-C2B	2.92	115.95	110.83
20	B	819	CLA	C1B-CHB-C4A	-2.92	124.47	130.04
20	2	303	CLA	C4-C3-C5	2.92	120.29	115.23
20	2	311	CLA	CHD-C4C-C3C	-2.92	120.52	124.77
20	2	305	CLA	CHB-C4A-NA	2.92	128.61	124.40
20	A	822	CLA	C4-C3-C5	2.92	120.29	115.23
20	3	302	CLA	CAC-C3C-C4C	2.92	128.58	124.79
20	B	827	CLA	O1D-CGD-CBD	-2.91	118.77	124.52
20	A	834	CLA	C2A-C1A-CHA	-2.91	118.81	123.87

Continued on next page...

Continued from previous page...

Mol	Chain	Res	Type	Atoms	Z	Observed(°)	Ideal(°)
21	R	106	LMU	C4B-C3B-C2B	-2.91	105.71	110.83
20	H	101	CLA	O2A-CGA-O1A	-2.91	116.34	123.63
20	A	839	CLA	CBA-CAA-C2A	2.91	122.46	113.79
21	A	856	LMU	O5'-C1'-C2'	2.91	116.35	110.37
21	R	105	LMU	C2'-C3'-C4'	2.91	116.29	109.68
20	A	814	CLA	CHC-C1C-C2C	-2.91	118.70	126.94
20	L	207	CLA	O1D-CGD-CBD	-2.91	118.78	124.52
20	B	822	CLA	CHC-C1C-C2C	-2.91	118.70	126.94
20	B	820	CLA	CAC-C3C-C4C	2.91	128.57	124.79
20	K	103	CLA	CHC-C1C-NC	2.91	128.69	124.31
20	A	831	CLA	CED-O2D-CGD	2.91	122.51	115.92
20	A	806	CLA	CHC-C1C-C2C	-2.91	118.71	126.94
22	A	843	BCR	C33-C5-C4	2.90	119.79	113.60
20	A	850	CLA	CMB-C2B-C3B	2.90	130.48	124.68
20	A	806	CLA	C4A-NA-C1A	2.90	108.00	106.68
20	1	206	CLA	CMD-C2D-C3D	-2.90	121.03	127.69
20	B	816	CLA	CHB-C4A-NA	2.90	128.59	124.40
21	4	321	LMU	O5'-C5'-C4'	2.90	115.72	109.72
21	2	319	LMU	O1B-C4'-C3'	2.90	114.60	107.23
20	A	852	CLA	C4A-NA-C1A	2.90	108.00	106.68
20	3	311	CLA	CBC-CAC-C3C	-2.90	104.56	112.42
20	B	831	CLA	CMB-C2B-C3B	2.90	130.48	124.68
20	2	322	CLA	CHC-C1C-C2C	-2.90	118.73	126.94
20	A	813	CLA	O2D-CGD-O1D	-2.90	118.21	123.85
20	B	806	CLA	C16-C15-C13	-2.90	106.33	115.97
20	B	849	CLA	C16-C17-C18	-2.90	103.01	115.94
20	A	841	CLA	CMB-C2B-C1B	2.90	132.70	128.46
20	3	313	CLA	O2D-CGD-CBD	2.89	116.29	111.23
20	A	823	CLA	CAC-C3C-C4C	2.89	128.56	124.79
21	1	213	LMU	C6'-C5'-C4'	-2.89	105.24	113.38
20	3	303	CLA	C3C-C4C-CHD	-2.89	117.72	125.23
20	A	813	CLA	C1D-ND-C4D	-2.89	104.28	106.31
20	B	815	CLA	CHC-C1C-C2C	-2.89	118.75	126.94
21	B	847	LMU	C1'-O5'-C5'	2.89	119.37	113.72
20	4	316	CLA	CBA-CAA-C2A	-2.89	105.19	113.79
20	A	810	CLA	O2D-CGD-O1D	-2.89	118.22	123.85
20	B	838	CLA	CMB-C2B-C3B	2.89	130.46	124.68
20	H	109	CLA	O2A-CGA-CBA	2.89	120.64	111.83
20	B	804	CLA	CHB-C4A-NA	2.89	128.57	124.40
20	3	313	CLA	CHC-C1C-C2C	-2.89	118.76	126.94
20	L	203	CLA	CMC-C2C-C1C	2.89	129.54	125.03
20	A	819	CLA	CED-O2D-CGD	2.89	122.46	115.92

Continued on next page...

Continued from previous page...

Mol	Chain	Res	Type	Atoms	Z	Observed(°)	Ideal(°)
20	3	312	CLA	C2B-C3B-C4B	2.89	108.76	106.29
20	A	804	CLA	CBA-CAA-C2A	2.89	122.38	113.79
21	A	856	LMU	O3'-C3'-C4'	2.89	117.33	109.94
20	2	315	CLA	C4A-NA-C1A	2.88	108.00	106.68
20	B	830	CLA	C4A-NA-C1A	2.88	108.00	106.68
20	3	304	CLA	CBD-CHA-C1A	2.88	131.73	127.38
20	4	307	CLA	C3B-C4B-NB	2.88	112.94	109.21
20	B	812	CLA	O1D-CGD-CBD	-2.88	118.83	124.52
20	B	818	CLA	O2A-CGA-CBA	2.88	120.62	111.83
20	2	303	CLA	CAC-C3C-C4C	2.88	128.54	124.79
20	B	851	CLA	CHC-C1C-C2C	-2.88	118.78	126.94
21	R	101	LMU	C1B-C2B-C3B	2.88	116.07	110.01
21	R	105	LMU	O5B-C5B-C6B	2.88	113.58	106.44
22	I	101	BCR	C40-C30-C25	2.88	114.76	110.24
20	B	806	CLA	C11-C12-C13	-2.88	106.40	115.97
20	2	309	CLA	CHA-C4D-ND	2.88	128.91	124.84
20	B	828	CLA	CHC-C1C-C2C	-2.88	118.79	126.94
22	3	314	BCR	C38-C26-C27	2.88	119.73	113.60
20	B	839	CLA	CMB-C2B-C1B	2.88	132.67	128.46
20	4	306	CLA	CHC-C1C-NC	2.88	128.64	124.31
20	4	312	CLA	CHB-C4A-NA	2.88	128.52	124.43
20	B	820	CLA	C5-C3-C2	-2.88	114.71	121.17
20	K	103	CLA	C4-C3-C5	2.88	120.22	115.23
20	A	807	CLA	CED-O2D-CGD	2.87	122.44	115.92
20	H	102	CLA	O2A-CGA-CBA	2.87	120.60	111.83
20	4	315	CLA	C1C-NC-C4C	-2.87	105.37	106.68
20	B	811	CLA	CHB-C4A-NA	2.87	128.55	124.40
20	A	812	CLA	CHC-C1C-C2C	-2.87	118.81	126.94
21	L	204	LMU	C6'-C5'-C4'	-2.87	105.30	113.38
20	3	311	CLA	C4-C3-C2	-2.87	116.25	123.63
20	A	801	CLA	CAC-C3C-C2C	-2.87	122.28	127.56
20	2	301	CLA	C3C-C4C-NC	2.87	112.43	109.92
20	A	812	CLA	CHB-C4A-NA	2.87	128.54	124.40
20	A	832	CLA	C4A-NA-C1A	2.87	107.99	106.68
20	A	827	CLA	CHB-C4A-NA	2.87	128.54	124.40
20	B	828	CLA	CHD-C4C-NC	2.87	128.68	124.23
20	A	823	CLA	CHB-C4A-NA	2.87	128.54	124.40
22	B	846	BCR	C33-C5-C4	2.87	119.70	113.60
22	F	202	BCR	C28-C27-C26	-2.86	108.95	114.06
21	1	218	LMU	C3B-C4B-C5B	-2.86	105.04	110.23
20	2	309	CLA	C3B-C2B-C1B	-2.86	103.84	106.29
20	B	826	CLA	C11-C12-C13	-2.86	106.44	115.97

Continued on next page...

Continued from previous page...

Mol	Chain	Res	Type	Atoms	Z	Observed(°)	Ideal(°)
21	B	801	LMU	O3B-C3B-C2B	2.86	117.13	110.38
22	3	314	BCR	C24-C23-C22	-2.86	122.00	126.23
20	B	806	CLA	CAC-C3C-C4C	2.86	128.51	124.79
20	A	840	CLA	O2A-CGA-O1A	-2.86	116.47	123.63
20	A	803	CLA	CMB-C2B-C3B	2.86	130.40	124.68
20	R	108	CLA	O2A-CGA-O1A	-2.86	116.47	123.63
20	B	805	CLA	O2A-CGA-CBA	2.85	120.54	111.83
20	H	101	CLA	O1D-CGD-CBD	-2.85	118.89	124.52
20	3	313	CLA	CAC-C3C-C4C	2.85	128.50	124.79
21	4	301	LMU	C1B-O1B-C4'	-2.85	111.22	117.98
20	H	103	CLA	CHC-C1C-C2C	-2.85	118.86	126.94
20	B	829	CLA	CED-O2D-CGD	2.85	122.38	115.92
21	A	856	LMU	O5'-C5'-C4'	-2.85	103.83	109.72
20	I	102	CLA	CHB-C4A-NA	2.85	128.51	124.40
20	3	320	CLA	C3C-C4C-CHD	-2.85	117.83	125.23
20	B	851	CLA	C1-C2-C3	-2.85	121.53	126.20
20	2	316	CLA	C4A-NA-C1A	2.85	107.98	106.68
20	2	309	CLA	C3C-C4C-CHD	-2.85	117.84	125.23
20	1	201	CLA	O2D-CGD-O1D	-2.85	118.31	123.85
20	A	825	CLA	CHC-C1C-C2C	-2.84	118.89	126.94
20	B	838	CLA	O2A-CGA-O1A	-2.84	116.51	123.63
21	A	855	LMU	O5B-C5B-C6B	2.84	113.49	106.44
20	3	318	CLA	CAC-C3C-C4C	2.84	128.49	124.79
22	B	846	BCR	C38-C26-C27	2.84	119.66	113.60
20	3	311	CLA	O2A-CGA-O1A	-2.84	116.52	123.63
20	4	303	CLA	C2D-C1D-ND	-2.84	107.31	110.13
20	A	801	CLA	CMA-C3A-C4A	2.84	119.41	111.77
20	A	814	CLA	C4A-NA-C1A	2.84	107.97	106.68
21	4	321	LMU	C1'-C2'-C3'	2.84	115.99	110.01
20	A	830	CLA	CMB-C2B-C3B	2.84	130.36	124.68
20	A	840	CLA	CHD-C4C-C3C	-2.84	120.63	124.77
20	4	311	CLA	CED-O2D-CGD	2.84	122.36	115.92
20	A	814	CLA	C3D-C4D-ND	2.84	114.60	109.99
20	A	805	CLA	CAC-C3C-C4C	2.84	128.48	124.79
20	3	313	CLA	C4-C3-C5	2.84	120.15	115.23
21	L	211	LMU	O3B-C3B-C2B	-2.84	103.69	110.38
20	4	309	CLA	C1C-NC-C4C	2.84	107.97	106.68
20	B	810	CLA	C5-C3-C2	2.84	127.53	121.17
20	A	814	CLA	CMB-C2B-C1B	2.84	132.61	128.46
20	A	822	CLA	O2D-CGD-CBD	2.84	116.19	111.23
20	A	811	CLA	CAA-CBA-CGA	2.84	121.26	113.21
20	A	825	CLA	O2A-CGA-CBA	2.83	120.48	111.83

Continued on next page...

Continued from previous page...

Mol	Chain	Res	Type	Atoms	Z	Observed(°)	Ideal(°)
20	B	812	CLA	CMC-C2C-C1C	2.83	129.46	125.03
20	2	311	CLA	CHC-C1C-C2C	-2.83	118.91	126.94
22	F	203	BCR	C35-C13-C12	2.83	122.42	118.09
20	R	108	CLA	O2D-CGD-O1D	-2.83	118.33	123.85
20	A	827	CLA	CHC-C1C-C2C	-2.83	118.92	126.94
20	A	833	CLA	CHB-C4A-NA	2.83	128.49	124.40
20	L	208	CLA	O2A-CGA-CBA	2.83	120.47	111.83
20	4	304	CLA	C3C-C4C-NC	-2.83	106.80	110.43
20	2	315	CLA	C3C-C4C-CHD	-2.83	117.88	125.23
20	A	836	CLA	CHB-C4A-NA	2.83	128.48	124.40
20	4	315	CLA	C3B-C2B-C1B	-2.83	103.87	106.29
20	2	304	CLA	C1D-ND-C4D	-2.83	104.33	106.31
21	A	853	LMU	C1B-O1B-C4'	-2.83	111.27	117.98
20	1	207	CLA	CMB-C2B-C3B	2.83	130.34	124.68
21	L	205	LMU	O4'-C4B-C5B	-2.83	102.36	109.32
20	A	825	CLA	C2A-C1A-CHA	-2.83	118.96	123.87
20	A	841	CLA	CMD-C2D-C3D	-2.83	121.20	127.69
20	A	841	CLA	C6-C7-C8	-2.83	106.57	115.97
20	L	201	CLA	O2A-CGA-O1A	-2.83	116.56	123.63
21	H	108	LMU	O5'-C1'-O1'	2.83	116.72	110.04
20	B	830	CLA	C1-O2A-CGA	2.82	123.49	116.65
21	3	322	LMU	O4'-C4B-C3B	2.82	117.03	110.38
20	B	817	CLA	O1D-CGD-CBD	-2.82	118.95	124.52
20	H	101	CLA	CGD-CBD-CAD	2.82	119.98	110.85
20	3	320	CLA	C3D-C4D-ND	2.82	113.36	109.50
21	2	318	LMU	O3'-C3'-C4'	-2.82	102.71	109.94
20	K	101	CLA	CHB-C4A-NA	2.82	128.47	124.40
21	H	107	LMU	O1B-C4'-C5'	2.82	116.87	109.48
20	1	210	CLA	CHB-C4A-NA	2.82	128.47	124.40
20	3	302	CLA	CHC-C1C-C2C	-2.82	118.96	126.94
21	H	106	LMU	C1B-O1B-C4'	-2.82	111.30	117.98
20	F	204	CLA	CBD-CHA-C1A	2.82	131.63	127.38
20	A	819	CLA	CHC-C1C-C2C	-2.82	118.96	126.94
20	B	826	CLA	O1D-CGD-CBD	-2.82	118.96	124.52
22	3	314	BCR	C36-C18-C17	-2.82	118.25	122.82
20	1	204	CLA	C4D-C3D-CAD	2.82	111.16	108.11
20	B	830	CLA	CAA-CBA-CGA	-2.82	105.21	113.21
21	R	106	LMU	O5'-C5'-C4'	2.81	115.54	109.72
20	1	204	CLA	OBD-CAD-C3D	-2.81	121.84	128.42
20	4	314	CLA	CMD-C2D-C3D	-2.81	121.23	127.69
20	A	803	CLA	CAA-C2A-C3A	-2.81	105.39	113.00
20	B	816	CLA	CAC-C3C-C4C	2.81	128.45	124.79

Continued on next page...

Continued from previous page...

Mol	Chain	Res	Type	Atoms	Z	Observed(°)	Ideal(°)
20	L	209	CLA	CAA-C2A-C1A	2.81	121.19	111.97
22	B	846	BCR	C3-C4-C5	-2.81	109.04	114.06
22	F	202	BCR	C33-C5-C4	2.81	119.59	113.60
20	B	803	CLA	CHB-C4A-NA	2.81	128.46	124.40
21	B	802	LMU	C4B-C3B-C2B	-2.81	105.90	110.83
20	K	108	CLA	CHC-C1C-C2C	-2.81	118.99	126.94
20	2	311	CLA	CHB-C4A-NA	2.81	128.45	124.40
20	A	822	CLA	CAA-C2A-C3A	-2.81	105.42	113.00
20	B	824	CLA	O2A-CGA-CBA	2.81	120.39	111.83
21	A	855	LMU	O1B-C1B-C2B	2.81	114.99	108.09
20	B	816	CLA	O2A-CGA-O1A	-2.80	116.61	123.63
21	K	106	LMU	O5'-C1'-C2'	2.80	116.13	110.37
20	1	202	CLA	CMB-C2B-C1B	-2.80	124.35	128.46
20	B	813	CLA	CMD-C2D-C3D	-2.80	121.26	127.69
20	A	835	CLA	O1D-CGD-CBD	-2.80	118.99	124.52
21	1	220	LMU	O1'-C1'-C2'	2.80	112.53	108.27
20	3	317	CLA	O2A-CGA-CBA	2.80	120.37	111.83
25	B	848	LMG	O8-C28-C29	2.80	120.37	111.83
20	B	830	CLA	CHB-C4A-NA	2.80	128.44	124.40
20	3	309	CLA	C2C-C1C-CHC	-2.80	118.51	125.84
20	2	305	CLA	O2D-CGD-O1D	-2.80	118.41	123.85
20	B	812	CLA	CHC-C1C-C2C	-2.80	119.02	126.94
20	3	317	CLA	CAA-CBA-CGA	2.80	121.14	113.21
22	A	843	BCR	C23-C24-C25	-2.80	119.53	127.00
21	L	205	LMU	C1B-C2B-C3B	-2.80	104.13	110.01
20	B	806	CLA	O2A-CGA-O1A	-2.79	116.64	123.63
20	B	811	CLA	C9-C8-C7	-2.79	101.31	111.27
20	A	840	CLA	CHB-C4A-NA	2.79	128.43	124.40
20	1	211	CLA	C3D-C4D-ND	2.79	113.32	109.50
20	A	825	CLA	C4-C3-C5	2.79	120.07	115.23
21	B	802	LMU	C1'-C2'-C3'	2.79	115.88	110.01
22	F	203	BCR	C23-C22-C21	2.79	123.39	119.01
22	F	202	BCR	C38-C26-C27	2.79	119.54	113.60
20	A	804	CLA	CMB-C2B-C3B	2.79	130.25	124.68
21	H	104	LMU	C1B-O1B-C4'	-2.79	111.37	117.98
20	B	814	CLA	CHB-C4A-NA	2.79	128.42	124.40
21	H	107	LMU	C1'-C2'-C3'	-2.78	104.15	110.01
20	B	810	CLA	O2D-CGD-O1D	-2.78	118.43	123.85
20	H	102	CLA	O1D-CGD-CBD	-2.78	119.03	124.52
22	A	844	BCR	C8-C7-C6	-2.78	119.56	127.00
20	K	103	CLA	C1-O2A-CGA	2.78	123.39	116.65
20	A	812	CLA	O2A-CGA-CBA	2.78	120.32	111.83

Continued on next page...

Continued from previous page...

Mol	Chain	Res	Type	Atoms	Z	Observed(°)	Ideal(°)
20	A	834	CLA	CHC-C1C-C2C	-2.78	119.07	126.94
20	H	101	CLA	CMA-C3A-C2A	-2.78	103.24	113.98
20	B	849	CLA	CAC-C3C-C4C	2.78	128.41	124.79
20	A	839	CLA	CED-O2D-CGD	2.78	122.22	115.92
20	B	850	CLA	CAA-C2A-C1A	2.78	121.08	111.97
20	A	806	CLA	CHB-C4A-NA	2.78	128.41	124.40
20	A	824	CLA	CHC-C1C-C2C	-2.78	119.08	126.94
21	1	218	LMU	O3'-C3'-C4'	-2.77	102.83	109.94
20	3	311	CLA	CMC-C2C-C1C	2.77	129.37	125.03
20	3	310	CLA	CHB-C4A-NA	2.77	128.37	124.43
20	B	818	CLA	C1-O2A-CGA	2.77	123.36	116.65
21	H	104	LMU	O3'-C3'-C2'	2.77	116.91	110.38
20	B	816	CLA	CHC-C1C-C2C	-2.77	119.09	126.94
21	C	101	LMU	C4B-C3B-C2B	2.77	115.69	110.83
20	B	809	CLA	O2D-CGD-O1D	-2.77	118.46	123.85
20	2	315	CLA	C3D-C4D-CHA	-2.77	119.02	125.20
20	A	811	CLA	C3A-C2A-C1A	2.77	105.48	101.34
20	A	834	CLA	C3D-C4D-ND	2.77	114.49	109.99
20	2	308	CLA	O2A-CGA-CBA	2.77	120.27	111.83
20	B	834	CLA	C4A-NA-C1A	2.77	107.94	106.68
20	A	824	CLA	O2A-CGA-CBA	2.77	120.27	111.83
20	A	817	CLA	C1-O2A-CGA	2.76	123.34	116.65
22	J	102	BCR	C23-C24-C25	-2.76	119.61	127.00
20	2	302	CLA	O2A-CGA-CBA	2.76	120.26	111.83
21	A	855	LMU	C1B-C2B-C3B	2.76	115.83	110.01
20	A	823	CLA	CMB-C2B-C3B	2.76	130.21	124.68
22	F	203	BCR	C39-C30-C25	2.76	114.58	110.24
20	1	203	CLA	O2A-CGA-CBA	2.76	120.26	111.83
20	2	316	CLA	O1D-CGD-CBD	-2.76	119.07	124.52
20	A	832	CLA	CHC-C1C-C2C	-2.76	119.12	126.94
21	A	855	LMU	C4B-C3B-C2B	-2.76	105.98	110.83
21	A	855	LMU	C1'-O5'-C5'	-2.76	108.33	113.72
20	A	822	CLA	CMC-C2C-C1C	2.76	129.35	125.03
20	K	102	CLA	C5-C3-C4	2.76	120.94	114.59
20	A	841	CLA	C1D-ND-C4D	-2.76	104.38	106.31
20	2	307	CLA	C11-C12-C13	-2.76	106.79	115.97
22	A	844	BCR	C23-C24-C25	-2.76	119.62	127.00
20	4	309	CLA	C2C-C1C-CHC	-2.76	118.61	125.84
20	B	815	CLA	O2A-CGA-CBA	2.76	120.25	111.83
20	2	308	CLA	CHD-C4C-C3C	-2.76	120.75	124.77
21	1	218	LMU	O5'-C5'-C6'	2.76	113.27	106.44
20	B	803	CLA	C1-C2-C3	-2.76	121.68	126.20

Continued on next page...

Continued from previous page...

Mol	Chain	Res	Type	Atoms	Z	Observed(°)	Ideal(°)
20	3	305	CLA	C3C-C4C-CHD	-2.75	118.08	125.23
21	1	219	LMU	O1'-C1'-C2'	2.75	112.46	108.27
20	K	108	CLA	C2A-C1A-CHA	-2.75	119.09	123.87
22	B	843	BCR	C23-C24-C25	-2.75	119.64	127.00
21	A	848	LMU	C3'-C4'-C5'	2.75	117.03	110.93
20	4	319	CLA	O2A-CGA-CBA	2.75	120.22	111.83
21	G	101	LMU	O3B-C3B-C2B	-2.75	103.90	110.38
20	4	314	CLA	CHC-C1C-C2C	-2.75	119.16	126.94
20	B	817	CLA	C4-C3-C5	2.75	120.00	115.23
20	1	205	CLA	C3C-C4C-CHD	-2.75	118.09	125.23
20	A	840	CLA	CHC-C1C-C2C	-2.75	119.16	126.94
20	B	822	CLA	CAC-C3C-C2C	-2.75	122.51	127.56
21	B	802	LMU	O2B-C2B-C1B	2.75	116.62	110.08
20	A	803	CLA	O2A-CGA-CBA	2.75	120.21	111.83
21	H	105	LMU	O3'-C3'-C4'	-2.75	102.90	109.94
20	3	320	CLA	CHB-C4A-NA	2.75	128.33	124.43
20	2	307	CLA	CHD-C1D-ND	2.75	128.67	124.80
22	F	203	BCR	C38-C26-C27	2.74	119.44	113.60
22	I	103	BCR	C23-C22-C21	2.74	123.32	119.01
21	B	847	LMU	O3B-C3B-C2B	-2.74	103.91	110.38
22	I	101	BCR	C34-C9-C8	-2.74	113.90	118.09
20	4	316	CLA	C1D-ND-C4D	-2.74	104.39	106.31
22	B	846	BCR	C8-C7-C6	-2.74	119.67	127.00
21	L	205	LMU	O2'-C2'-C1'	-2.74	103.55	110.08
20	B	812	CLA	CED-O2D-CGD	2.74	122.12	115.92
20	2	303	CLA	C4A-NA-C1A	2.74	107.93	106.68
21	A	855	LMU	O5'-C5'-C6'	-2.74	99.66	106.44
20	A	826	CLA	O2A-CGA-O1A	-2.73	116.79	123.63
22	B	842	BCR	C3-C4-C5	-2.73	109.18	114.06
21	A	854	LMU	O5B-C5B-C4B	-2.73	104.77	109.70
20	B	811	CLA	CHC-C1C-C2C	-2.73	119.20	126.94
22	J	102	BCR	C8-C7-C6	-2.73	119.70	127.00
22	F	202	BCR	C3-C4-C5	-2.73	109.18	114.06
20	2	322	CLA	C11-C12-C13	-2.73	106.89	115.97
20	A	837	CLA	O2D-CGD-O1D	-2.73	118.53	123.85
20	A	820	CLA	C4A-NA-C1A	2.73	107.92	106.68
20	1	215	CLA	C3D-C4D-ND	2.73	114.42	109.99
20	4	306	CLA	CHD-C1D-ND	2.73	128.64	124.80
20	L	203	CLA	C2A-C1A-CHA	-2.73	119.14	123.87
20	H	102	CLA	CHC-C1C-C2C	-2.73	119.22	126.94
20	1	203	CLA	CAC-C3C-C4C	2.73	128.34	124.79
20	J	103	CLA	O2A-CGA-CBA	2.73	120.14	111.83

Continued on next page...

Continued from previous page...

Mol	Chain	Res	Type	Atoms	Z	Observed(°)	Ideal(°)
22	I	103	BCR	C40-C30-C25	-2.72	105.97	110.24
21	R	103	LMU	O1B-C1B-C2B	2.72	114.79	108.09
21	G	101	LMU	O5'-C1'-C2'	-2.72	104.77	110.37
22	B	846	BCR	C23-C24-C25	-2.72	119.72	127.00
20	R	107	CLA	CHC-C1C-C2C	-2.72	119.23	126.94
20	3	301	CLA	CHB-C4A-NA	2.72	128.33	124.40
22	L	210	BCR	C33-C5-C4	2.72	119.40	113.60
20	B	817	CLA	CMC-C2C-C1C	2.72	129.29	125.03
21	A	856	LMU	O5'-C5'-C6'	2.72	113.18	106.44
21	4	317	LMU	O1'-C1'-C2'	2.72	112.41	108.27
20	A	813	CLA	CAA-CBA-CGA	-2.72	105.48	113.21
20	1	203	CLA	C4A-NA-C1A	2.72	107.92	106.68
20	B	849	CLA	CGD-CBD-CAD	2.72	119.65	110.85
20	A	850	CLA	CMA-C3A-C2A	-2.72	103.47	113.98
20	L	209	CLA	C1-C2-C3	-2.72	122.36	126.76
20	2	322	CLA	CED-O2D-CGD	2.72	122.08	115.92
20	B	814	CLA	CHC-C1C-C2C	-2.72	119.25	126.94
21	L	211	LMU	O5B-C5B-C4B	2.71	114.59	109.70
20	4	311	CLA	O1D-CGD-CBD	-2.71	119.17	124.52
20	4	318	CLA	CGD-CBD-CAD	2.71	119.63	110.85
20	J	101	CLA	CHB-C4A-NA	2.71	128.31	124.40
20	B	816	CLA	O2A-C1-C2	2.71	118.54	108.11
20	3	308	CLA	CHB-C4A-NA	2.71	128.31	124.40
20	R	107	CLA	C4A-NA-C1A	2.71	107.92	106.68
20	A	815	CLA	CBA-CAA-C2A	-2.71	105.73	113.79
20	B	812	CLA	CAC-C3C-C4C	2.71	128.31	124.79
21	K	104	LMU	O2B-C2B-C1B	-2.71	103.62	110.08
20	2	304	CLA	CHB-C4A-NA	2.71	128.28	124.43
20	A	827	CLA	CMD-C2D-C3D	-2.71	121.48	127.69
20	H	102	CLA	C4-C3-C2	-2.71	116.68	123.63
20	A	815	CLA	O2A-CGA-O1A	-2.71	116.86	123.63
20	3	313	CLA	C1-O2A-CGA	2.71	123.20	116.65
20	3	305	CLA	C2D-C3D-C4D	-2.71	104.06	107.35
20	L	203	CLA	C4-C3-C2	-2.71	116.68	123.63
20	G	102	CLA	O2A-CGA-CBA	2.71	120.08	111.83
20	B	818	CLA	CHC-C1C-C2C	-2.70	119.28	126.94
21	L	211	LMU	C1B-O1B-C4'	-2.70	111.57	117.98
20	B	839	CLA	CMA-C3A-C2A	-2.70	103.53	113.98
20	2	322	CLA	CMB-C2B-C3B	2.70	130.09	124.68
20	F	205	CLA	CHC-C1C-C2C	-2.70	119.28	126.94
20	H	109	CLA	CHC-C1C-C2C	-2.70	119.28	126.94
20	A	831	CLA	C2C-C1C-NC	2.70	112.82	109.98

Continued on next page...

Continued from previous page...

Mol	Chain	Res	Type	Atoms	Z	Observed(°)	Ideal(°)
20	A	850	CLA	O2A-CGA-CBA	2.70	120.07	111.83
22	F	203	BCR	C7-C8-C9	2.70	130.23	126.23
21	H	108	LMU	C3B-C4B-C5B	-2.70	105.34	110.23
21	K	106	LMU	O5'-C5'-C6'	2.70	113.13	106.44
20	B	829	CLA	CMC-C2C-C1C	2.70	129.25	125.03
20	3	308	CLA	C3D-C4D-ND	2.70	114.37	109.99
21	N	101	LMU	C1'-O5'-C5'	2.70	118.99	113.72
20	F	204	CLA	C1B-CHB-C4A	-2.70	124.90	130.04
20	4	318	CLA	O2A-CGA-CBA	2.70	120.06	111.83
21	K	105	LMU	O2'-C2'-C1'	2.70	116.50	110.08
20	B	818	CLA	C4A-NA-C1A	2.70	107.91	106.68
22	A	843	BCR	C8-C7-C6	-2.69	119.80	127.00
20	A	823	CLA	CHC-C1C-C2C	-2.69	119.31	126.94
20	B	838	CLA	CHC-C1C-C2C	-2.69	119.31	126.94
20	1	216	CLA	C2C-C1C-CHC	-2.69	118.78	125.84
20	B	825	CLA	CAA-C2A-C3A	-2.69	105.72	113.00
20	4	302	CLA	O2A-CGA-CBA	2.69	120.05	111.83
20	A	837	CLA	CAA-C2A-C3A	-2.69	105.72	113.00
20	2	309	CLA	CHB-C4A-NA	2.69	128.26	124.43
21	2	318	LMU	C3'-C4'-C5'	2.69	116.90	110.93
20	A	803	CLA	CHC-C1C-C2C	-2.69	119.32	126.94
20	B	834	CLA	C1D-ND-C4D	-2.69	104.42	106.31
20	4	310	CLA	C2C-C1C-CHC	-2.69	118.79	125.84
20	4	310	CLA	C3C-C4C-CHD	-2.69	118.24	125.23
21	K	104	LMU	C6'-C5'-C4'	-2.69	105.81	113.38
20	A	828	CLA	CHC-C1C-C2C	-2.69	119.32	126.94
20	J	101	CLA	O2A-CGA-CBA	2.69	120.04	111.83
20	K	102	CLA	CHC-C1C-C2C	-2.69	119.33	126.94
20	A	801	CLA	O2A-CGA-O1A	-2.69	116.90	123.63
20	A	817	CLA	CHC-C1C-C2C	-2.69	119.33	126.94
20	1	202	CLA	CAC-C3C-C2C	-2.69	122.62	127.56
20	L	209	CLA	CHC-C1C-NC	2.69	128.36	124.31
20	2	309	CLA	C2C-C1C-CHC	-2.69	118.80	125.84
20	1	210	CLA	C3D-C2D-C1D	-2.69	102.16	105.83
21	1	219	LMU	O2'-C2'-C1'	2.69	116.48	110.08
21	2	318	LMU	C4B-C3B-C2B	-2.69	106.11	110.83
20	1	205	CLA	C2C-C1C-CHC	-2.69	118.80	125.84
20	A	805	CLA	CED-O2D-CGD	2.69	122.01	115.92
20	4	318	CLA	CMA-C3A-C4A	-2.68	104.56	111.77
20	B	814	CLA	CAC-C3C-C4C	2.68	128.28	124.79
20	A	804	CLA	CHC-C1C-C2C	-2.68	119.34	126.94
20	3	305	CLA	C3B-C4B-NB	2.68	112.46	110.11

Continued on next page...

Continued from previous page...

Mol	Chain	Res	Type	Atoms	Z	Observed(°)	Ideal(°)
20	K	103	CLA	C6-C7-C8	-2.68	107.06	115.97
20	L	203	CLA	CHC-C1C-NC	2.68	128.34	124.31
20	B	823	CLA	C4-C3-C5	2.68	119.88	115.23
20	A	819	CLA	C1B-CHB-C4A	-2.68	124.93	130.04
21	1	219	LMU	O5'-C5'-C4'	-2.68	104.19	109.72
20	B	809	CLA	CHC-C1C-C2C	-2.68	119.36	126.94
20	4	305	CLA	C4-C3-C5	2.68	119.88	115.23
20	A	817	CLA	CHB-C4A-NA	2.68	128.26	124.40
20	A	824	CLA	C2A-C1A-CHA	-2.68	119.22	123.87
20	B	807	CLA	CHD-C4C-C3C	-2.68	120.87	124.77
20	B	849	CLA	CMD-C2D-C3D	-2.68	121.55	127.69
20	F	204	CLA	CHC-C1C-C2C	-2.67	119.36	126.94
20	A	806	CLA	CAA-C2A-C1A	-2.67	103.21	111.97
20	B	813	CLA	CED-O2D-CGD	2.67	121.98	115.92
22	F	203	BCR	C24-C25-C26	2.67	127.71	121.56
20	2	322	CLA	O1D-CGD-CBD	-2.67	119.25	124.52
20	A	826	CLA	C6-C7-C8	-2.67	107.09	115.97
20	A	830	CLA	C4A-NA-C1A	2.67	107.90	106.68
20	L	202	CLA	O2A-CGA-O1A	-2.67	116.96	123.63
20	B	824	CLA	CHC-C1C-C2C	-2.67	119.39	126.94
20	A	816	CLA	CHB-C4A-NA	2.67	128.25	124.40
20	4	312	CLA	C2C-C1C-CHC	-2.67	118.86	125.84
20	4	309	CLA	CHA-C4D-ND	2.67	128.61	124.84
20	A	828	CLA	CED-O2D-CGD	2.67	121.96	115.92
21	2	318	LMU	O5'-C5'-C6'	2.66	113.04	106.44
20	1	216	CLA	C2D-C3D-C4D	-2.66	104.11	107.35
20	4	308	CLA	CHC-C1C-C2C	-2.66	119.40	126.94
22	B	852	BCR	C32-C1-C31	-2.66	101.01	108.63
22	A	843	BCR	C3-C4-C5	-2.66	109.31	114.06
20	A	835	CLA	CHB-C4A-NA	2.66	128.24	124.40
20	B	826	CLA	CHC-C1C-C2C	-2.66	119.40	126.94
20	A	838	CLA	CMA-C3A-C4A	-2.66	104.62	111.77
20	A	834	CLA	C1-O2A-CGA	2.66	123.09	116.65
21	R	101	LMU	C1'-O5'-C5'	-2.66	108.52	113.72
20	2	306	CLA	CHB-C4A-NA	2.66	128.21	124.43
20	1	206	CLA	C4A-NA-C1A	2.66	107.89	106.68
20	3	303	CLA	C2C-C1C-CHC	-2.66	118.87	125.84
20	1	216	CLA	C3C-C4C-CHD	-2.66	118.33	125.23
20	4	302	CLA	CHB-C4A-NA	2.66	128.23	124.40
20	B	851	CLA	CAA-C2A-C3A	-2.66	105.82	113.00
20	3	308	CLA	C1D-ND-C4D	-2.66	104.45	106.31
21	K	104	LMU	C1B-O5B-C5B	-2.66	108.53	113.72

Continued on next page...

Continued from previous page...

Mol	Chain	Res	Type	Atoms	Z	Observed(°)	Ideal(°)
20	A	812	CLA	O2D-CGD-O1D	-2.65	118.68	123.85
20	R	107	CLA	C1D-ND-C4D	-2.65	104.45	106.31
20	J	103	CLA	CHB-C4A-NA	2.65	128.23	124.40
21	4	322	LMU	C3B-C4B-C5B	2.65	115.04	110.23
21	N	101	LMU	O1B-C4'-C3'	2.65	113.97	107.23
20	A	823	CLA	C4A-NA-C1A	2.65	107.89	106.68
20	L	201	CLA	CMA-C3A-C4A	2.65	118.90	111.77
21	1	220	LMU	O5B-C5B-C4B	2.65	114.48	109.70
22	A	847	BCR	C3-C4-C5	-2.65	109.33	114.06
21	H	106	LMU	O6'-C6'-C5'	-2.65	102.31	111.33
20	4	302	CLA	CHC-C1C-C2C	-2.65	119.43	126.94
20	A	808	CLA	CAA-CBA-CGA	2.65	120.73	113.21
22	B	843	BCR	C8-C7-C6	-2.65	119.92	127.00
20	H	103	CLA	CGD-CBD-CAD	-2.65	102.27	110.85
20	G	102	CLA	CBC-CAC-C3C	-2.65	105.24	112.42
20	L	209	CLA	CMD-C2D-C3D	-2.65	121.62	127.69
21	A	855	LMU	C8-C7-C6	-2.65	100.98	114.37
20	3	313	CLA	CMC-C2C-C1C	2.65	129.17	125.03
22	B	844	BCR	C32-C1-C6	2.65	114.39	110.24
20	1	207	CLA	O2A-CGA-CBA	2.65	119.90	111.83
20	1	203	CLA	CHC-C1C-NC	2.65	128.29	124.31
20	4	308	CLA	CBD-CHA-C1A	2.65	131.37	127.38
20	2	322	CLA	O2A-CGA-O1A	-2.64	117.01	123.63
20	B	824	CLA	C4-C3-C5	2.64	119.82	115.23
20	B	803	CLA	C3A-C2A-C1A	2.64	105.30	101.34
21	R	106	LMU	O3B-C3B-C2B	-2.64	104.15	110.38
20	4	305	CLA	C1-O2A-CGA	2.64	123.05	116.65
22	B	845	BCR	C8-C7-C6	-2.64	119.94	127.00
20	A	815	CLA	C2A-C3A-C4A	2.64	106.14	101.87
20	2	316	CLA	O2A-CGA-O1A	-2.64	117.02	123.63
20	A	803	CLA	C5-C3-C4	2.64	120.67	114.59
20	B	828	CLA	C2D-C1D-ND	-2.64	107.51	110.13
22	B	846	BCR	C28-C27-C26	-2.64	109.35	114.06
22	L	210	BCR	C30-C25-C24	2.64	122.81	115.65
20	A	852	CLA	CGD-CBD-CAD	2.64	119.39	110.85
20	B	805	CLA	CBC-CAC-C3C	-2.64	105.26	112.42
20	4	307	CLA	CMA-C3A-C4A	-2.64	104.68	111.77
20	A	804	CLA	C4A-NA-C1A	2.64	107.88	106.68
20	4	304	CLA	C1C-C2C-C3C	2.64	109.75	106.98
21	C	101	LMU	O5B-C5B-C4B	-2.64	104.95	109.70
20	B	828	CLA	C1-C2-C3	-2.64	122.50	126.76
20	B	840	CLA	CHB-C4A-NA	2.64	128.21	124.40

Continued on next page...

Continued from previous page...

Mol	Chain	Res	Type	Atoms	Z	Observed(°)	Ideal(°)
20	3	306	CLA	C3C-C4C-CHD	-2.64	118.38	125.23
20	B	829	CLA	O1D-CGD-CBD	-2.64	119.32	124.52
20	A	830	CLA	O2D-CGD-O1D	-2.64	118.72	123.85
20	B	814	CLA	C1D-ND-C4D	-2.64	104.46	106.31
21	2	317	LMU	C1B-O1B-C4'	-2.63	111.73	117.98
20	3	312	CLA	C1D-ND-C4D	-2.63	104.46	106.31
20	B	813	CLA	CHB-C4A-NA	2.63	128.20	124.40
22	A	845	BCR	C8-C7-C6	-2.63	119.96	127.00
20	4	302	CLA	C4-C3-C5	2.63	119.80	115.23
21	K	105	LMU	O6'-C6'-C5'	2.63	120.30	111.33
20	A	836	CLA	CHC-C1C-C2C	-2.63	119.49	126.94
20	B	810	CLA	CHB-C4A-NA	2.63	128.20	124.40
20	4	302	CLA	C1D-ND-C4D	-2.63	104.47	106.31
20	B	823	CLA	CHC-C1C-C2C	-2.63	119.49	126.94
20	2	308	CLA	CHB-C4A-NA	2.63	128.19	124.40
20	2	322	CLA	CAC-C3C-C2C	-2.63	122.73	127.56
20	A	813	CLA	C3D-C4D-ND	2.63	114.26	109.99
21	E	101	LMU	O6B-C6B-C5B	-2.63	102.39	111.33
20	3	307	CLA	C3C-C4C-CHD	-2.63	118.41	125.23
20	2	306	CLA	C3D-C2D-C1D	2.63	110.54	107.35
20	A	824	CLA	C4-C3-C5	2.63	119.78	115.23
20	2	307	CLA	CAA-CBA-CGA	-2.62	105.75	113.21
20	4	311	CLA	O2A-CGA-CBA	2.62	119.84	111.83
20	A	814	CLA	CED-O2D-CGD	2.62	121.87	115.92
20	H	103	CLA	C1-O2A-CGA	2.62	123.00	116.65
20	A	838	CLA	O2A-CGA-O1A	-2.62	117.06	123.63
21	D	201	LMU	C1B-O1B-C4'	-2.62	111.76	117.98
20	2	302	CLA	CHC-C1C-C2C	-2.62	119.51	126.94
20	B	804	CLA	CHC-C1C-C2C	-2.62	119.51	126.94
20	3	304	CLA	CMB-C2B-C3B	2.62	130.18	124.69
20	A	820	CLA	O2D-CGD-O1D	-2.62	118.74	123.85
20	1	210	CLA	C2A-C3A-C4A	2.62	106.10	101.87
20	B	825	CLA	CMB-C2B-C3B	2.62	129.92	124.68
20	I	102	CLA	CHC-C1C-C2C	-2.62	119.52	126.94
21	H	106	LMU	C3'-C4'-C5'	2.62	116.74	110.93
20	K	108	CLA	O2A-CGA-CBA	2.62	119.83	111.83
20	4	316	CLA	C3A-C2A-C1A	2.62	105.26	101.34
20	A	829	CLA	C2D-C1D-ND	-2.62	107.53	110.13
21	R	101	LMU	O2B-C2B-C1B	2.62	116.31	110.08
20	4	313	CLA	C3D-C4D-ND	2.62	113.08	109.50
20	3	310	CLA	CHA-C4D-ND	2.62	128.54	124.84
20	1	216	CLA	CHB-C4A-NA	2.62	128.15	124.43

Continued on next page...

Continued from previous page...

Mol	Chain	Res	Type	Atoms	Z	Observed(°)	Ideal(°)
20	B	806	CLA	CBC-CAC-C3C	-2.62	105.33	112.42
20	A	818	CLA	CMB-C2B-C3B	2.62	129.91	124.68
20	B	829	CLA	CMD-C2D-C3D	-2.62	121.69	127.69
20	B	815	CLA	CED-O2D-CGD	2.62	121.85	115.92
20	B	829	CLA	O2A-CGA-CBA	2.61	119.81	111.83
20	1	215	CLA	CMA-C3A-C4A	2.61	118.80	111.77
20	K	103	CLA	CMC-C2C-C1C	2.61	129.12	125.03
21	1	217	LMU	C1B-O1B-C4'	-2.61	111.78	117.98
20	B	817	CLA	O2A-CGA-CBA	2.61	119.81	111.83
20	3	313	CLA	C4D-CHA-C1A	2.61	124.36	121.24
22	B	842	BCR	C8-C7-C6	-2.61	120.02	127.00
20	2	304	CLA	C3C-C4C-CHD	-2.61	118.44	125.23
22	A	846	BCR	C3-C4-C5	-2.61	109.40	114.06
20	1	201	CLA	CMA-C3A-C2A	2.61	124.08	113.98
21	G	101	LMU	C1'-O5'-C5'	2.61	118.82	113.72
23	A	842	PQN	C8-C7-C6	2.61	123.46	120.24
20	2	302	CLA	O2D-CGD-O1D	-2.61	118.77	123.85
21	B	801	LMU	O1B-C1B-C2B	2.61	114.51	108.09
22	B	845	BCR	C23-C24-C25	-2.61	120.03	127.00
20	4	313	CLA	C1C-NC-C4C	-2.61	105.49	106.68
20	A	825	CLA	C4A-NA-C1A	2.61	107.87	106.68
21	R	104	LMU	O5B-C5B-C4B	2.61	114.40	109.70
20	B	817	CLA	CAA-C2A-C1A	2.61	120.52	111.97
20	A	839	CLA	C1-O2A-CGA	2.61	122.96	116.65
20	4	307	CLA	C4C-C3C-C2C	2.61	110.69	106.89
25	B	848	LMG	C8-O7-C10	-2.60	111.56	117.80
20	1	211	CLA	C2C-C1C-CHC	-2.60	119.02	125.84
22	A	846	BCR	C23-C24-C25	-2.60	120.04	127.00
20	K	101	CLA	CHC-C1C-C2C	-2.60	119.57	126.94
21	K	109	LMU	O3B-C3B-C2B	2.60	116.51	110.38
20	2	306	CLA	C3C-C4C-CHD	-2.60	118.47	125.23
20	1	209	CLA	C4A-NA-C1A	2.60	107.87	106.68
20	4	319	CLA	CHC-C1C-C2C	-2.60	119.57	126.94
20	2	307	CLA	C2A-C1A-CHA	-2.60	119.35	123.87
21	H	107	LMU	C1-O1'-C1'	-2.60	109.24	113.68
20	2	316	CLA	C4-C3-C5	2.60	119.74	115.23
22	L	210	BCR	C8-C7-C6	-2.60	120.05	127.00
20	4	308	CLA	C2A-C1A-CHA	-2.60	119.36	123.86
20	A	809	CLA	C2D-C1D-ND	-2.60	107.55	110.13
22	F	203	BCR	C2-C3-C4	-2.60	105.56	111.28
21	1	219	LMU	C6B-C5B-C4B	2.60	119.40	113.02
20	A	824	CLA	C4A-NA-C1A	2.60	107.86	106.68

Continued on next page...

Continued from previous page...

Mol	Chain	Res	Type	Atoms	Z	Observed(°)	Ideal(°)
21	A	849	LMU	O3B-C3B-C2B	2.60	116.50	110.38
20	4	305	CLA	O2A-CGA-CBA	2.60	119.75	111.83
20	B	840	CLA	CMC-C2C-C1C	2.60	129.09	125.03
23	A	842	PQN	C2M-C2-C1	2.60	121.45	116.68
22	A	846	BCR	C8-C7-C6	-2.60	120.06	127.00
20	H	109	CLA	C1-C2-C3	2.60	130.45	126.20
20	L	208	CLA	CED-O2D-CGD	2.60	121.80	115.92
20	R	108	CLA	C6-C7-C8	-2.59	107.34	115.97
20	A	815	CLA	C1-O2A-CGA	2.59	122.93	116.65
22	B	843	BCR	C28-C27-C26	-2.59	109.43	114.06
20	B	840	CLA	CHC-C1C-C2C	-2.59	119.60	126.94
20	B	839	CLA	C4-C3-C5	2.59	119.73	115.23
20	3	304	CLA	CHC-C1C-C2C	-2.59	119.60	126.94
21	L	205	LMU	O5'-C5'-C6'	-2.59	100.02	106.44
20	J	103	CLA	O2D-CGD-O1D	-2.59	118.80	123.85
21	B	801	LMU	C4B-C3B-C2B	-2.59	106.28	110.83
20	1	206	CLA	O2A-CGA-O1A	-2.59	117.15	123.63
20	1	206	CLA	C4-C3-C5	2.59	119.72	115.23
20	3	306	CLA	CHA-C4D-ND	2.59	128.50	124.84
21	4	320	LMU	C1B-O1B-C4'	-2.59	111.84	117.98
20	B	822	CLA	CMC-C2C-C1C	2.59	129.08	125.03
20	A	832	CLA	O2A-CGA-CBA	2.59	119.72	111.83
20	B	834	CLA	O2D-CGD-O1D	-2.59	118.81	123.85
21	E	101	LMU	O2B-C2B-C3B	-2.59	104.28	110.38
23	B	841	PQN	C11-C3-C2	-2.59	120.46	124.89
20	A	838	CLA	C4-C3-C2	-2.59	116.99	123.63
22	A	844	BCR	C3-C4-C5	-2.58	109.45	114.06
20	B	838	CLA	CHB-C4A-NA	2.58	128.13	124.40
21	F	201	LMU	C1B-O5B-C5B	2.58	118.77	113.72
20	2	303	CLA	C3A-C2A-C1A	2.58	105.21	101.34
20	H	102	CLA	C1B-CHB-C4A	-2.58	125.12	130.04
20	B	805	CLA	CAA-C2A-C1A	-2.58	103.52	111.97
20	A	833	CLA	CED-O2D-CGD	2.58	121.77	115.92
22	I	101	BCR	C29-C30-C25	-2.58	106.69	110.44
22	B	842	BCR	C28-C27-C26	-2.58	109.46	114.06
20	B	835	CLA	CHC-C1C-C2C	-2.58	119.64	126.94
20	B	805	CLA	C1-C2-C3	2.58	130.42	126.20
20	L	207	CLA	C3D-C4D-ND	2.58	114.18	109.99
20	4	314	CLA	CAC-C3C-C2C	-2.58	121.39	126.75
22	F	202	BCR	C8-C7-C6	-2.58	120.11	127.00
20	4	307	CLA	CHB-C4A-NA	2.58	128.12	124.40
20	H	101	CLA	CHB-C4A-NA	2.58	128.12	124.40

Continued on next page...

Continued from previous page...

Mol	Chain	Res	Type	Atoms	Z	Observed(°)	Ideal(°)
20	H	101	CLA	O2D-CGD-CBD	2.58	115.73	111.23
21	K	106	LMU	C1'-O5'-C5'	2.57	118.75	113.72
20	3	307	CLA	C3D-C4D-ND	2.57	113.02	109.50
20	4	316	CLA	CMB-C2B-C3B	2.57	129.82	124.68
21	R	101	LMU	O5B-C5B-C6B	2.57	112.82	106.44
20	2	301	CLA	CHB-C4A-NA	2.57	128.09	124.43
20	A	826	CLA	C4A-NA-C1A	2.57	107.85	106.68
22	A	847	BCR	C23-C24-C25	-2.57	120.13	127.00
20	B	832	CLA	O2A-CGA-CBA	2.57	122.12	114.00
20	4	318	CLA	C2D-C1D-ND	-2.57	107.58	110.13
20	I	102	CLA	O2D-CGD-O1D	-2.57	118.85	123.85
20	4	312	CLA	C3D-C4D-ND	2.57	113.01	109.50
20	2	310	CLA	C2C-C1C-CHC	-2.57	119.11	125.84
20	2	303	CLA	CHC-C1C-C2C	-2.57	119.67	126.94
20	2	301	CLA	CHD-C4C-NC	2.57	128.14	124.24
20	4	302	CLA	C2A-C1A-CHA	-2.57	119.41	123.87
20	B	803	CLA	CAA-C2A-C1A	-2.56	103.57	111.97
20	B	812	CLA	O2A-CGA-CBA	2.56	119.65	111.83
21	L	204	LMU	O2B-C2B-C3B	2.56	116.42	110.38
20	A	816	CLA	O2A-CGA-CBA	2.56	119.65	111.83
20	A	818	CLA	CHC-C1C-C2C	-2.56	119.69	126.94
20	1	214	CLA	C2C-C1C-CHC	-2.56	119.13	125.84
22	A	843	BCR	C28-C27-C26	-2.56	109.49	114.06
20	3	306	CLA	C3D-C4D-ND	2.56	113.00	109.50
20	L	209	CLA	CAA-CBA-CGA	-2.56	105.94	113.21
20	B	804	CLA	C3D-C4D-ND	2.56	114.15	109.99
20	4	312	CLA	C3C-C4C-CHD	-2.56	118.58	125.23
20	4	302	CLA	C3D-C4D-ND	2.56	114.15	109.99
20	B	837	CLA	O2D-CGD-O1D	-2.56	118.87	123.85
20	B	850	CLA	CMC-C2C-C1C	2.56	129.03	125.03
21	H	104	LMU	O5'-C5'-C4'	2.56	115.01	109.72
20	A	831	CLA	CAA-C2A-C3A	-2.56	106.09	113.00
20	1	202	CLA	CHB-C4A-NA	2.56	128.09	124.40
20	A	851	CLA	O2A-C1-C2	2.56	117.95	108.11
20	B	849	CLA	CMB-C2B-C3B	2.56	129.79	124.68
20	A	818	CLA	C1-O2A-CGA	2.55	122.83	116.65
20	3	316	CLA	C3D-C4D-ND	2.55	112.99	109.50
20	A	833	CLA	C2A-C1A-CHA	-2.55	119.44	123.87
20	B	825	CLA	C1-C2-C3	-2.55	122.01	126.20
21	H	108	LMU	O1'-C1-C2	-2.55	100.71	109.37
20	G	102	CLA	CMD-C2D-C3D	-2.55	121.84	127.69
20	B	811	CLA	C1-C2-C3	2.55	130.38	126.20

Continued on next page...

Continued from previous page...

Mol	Chain	Res	Type	Atoms	Z	Observed(°)	Ideal(°)
20	4	303	CLA	C1B-CHB-C4A	-2.55	125.17	130.04
20	B	823	CLA	CHB-C4A-NA	2.55	128.08	124.40
20	1	202	CLA	C1D-ND-C4D	2.55	108.10	106.31
20	A	850	CLA	CHC-C1C-NC	2.55	128.15	124.31
20	B	816	CLA	CMD-C2D-C3D	-2.55	121.84	127.69
20	B	826	CLA	O2A-CGA-O1A	-2.55	117.26	123.63
21	3	321	LMU	C1B-O1B-C4'	-2.55	111.94	117.98
20	1	204	CLA	CHC-C1C-C2C	-2.55	119.73	126.94
20	B	835	CLA	O2A-CGA-CBA	2.54	119.59	111.83
20	A	820	CLA	C1-C2-C3	-2.54	122.03	126.20
20	J	101	CLA	CHC-C1C-C2C	-2.54	119.74	126.94
20	A	807	CLA	C2D-C1D-ND	-2.54	107.61	110.13
20	B	829	CLA	CHB-C4A-NA	2.54	128.07	124.40
22	F	203	BCR	C34-C9-C10	-2.54	118.70	122.82
22	J	102	BCR	C3-C4-C5	-2.54	109.52	114.06
20	L	201	CLA	CHC-C1C-NC	2.54	128.14	124.31
22	B	845	BCR	C28-C27-C26	-2.54	109.52	114.06
22	L	210	BCR	C28-C27-C26	-2.54	109.53	114.06
20	H	101	CLA	CAC-C3C-C2C	-2.54	122.89	127.56
20	A	827	CLA	O2A-CGA-CBA	2.54	119.58	111.83
20	G	102	CLA	CAC-C3C-C4C	-2.54	121.48	124.79
22	A	844	BCR	C28-C27-C26	-2.54	109.53	114.06
20	A	803	CLA	CHB-C4A-NA	2.54	128.06	124.40
20	B	834	CLA	CHB-C4A-NA	2.53	128.06	124.40
20	A	817	CLA	C4A-NA-C1A	2.53	107.83	106.68
21	R	104	LMU	C1B-O1B-C4'	2.53	123.98	117.98
20	B	828	CLA	C3D-C4D-ND	2.53	114.11	109.99
20	B	827	CLA	C7-C6-C5	-2.53	106.51	113.26
21	1	218	LMU	O1B-C4'-C5'	2.53	116.12	109.48
20	B	819	CLA	CHC-C1C-C2C	-2.53	119.77	126.94
20	B	830	CLA	CHC-C1C-C2C	-2.53	119.77	126.94
21	L	211	LMU	O3'-C3'-C4'	-2.53	103.45	109.94
20	1	212	CLA	C2C-C1C-CHC	-2.53	119.21	125.84
20	3	316	CLA	C2C-C1C-CHC	-2.53	119.21	125.84
20	A	804	CLA	C3D-C4D-ND	2.53	114.10	109.99
20	B	818	CLA	CMC-C2C-C1C	2.53	128.98	125.03
20	H	102	CLA	O2A-CGA-O1A	-2.53	117.31	123.63
20	A	808	CLA	CMB-C2B-C3B	2.53	129.73	124.68
20	4	319	CLA	O2D-CGD-O1D	-2.52	118.94	123.85
20	3	302	CLA	O2A-CGA-CBA	2.52	119.53	111.83
20	B	813	CLA	O2D-CGD-O1D	-2.52	118.94	123.85
20	A	805	CLA	C6-C7-C8	-2.52	107.58	115.97

Continued on next page...

Continued from previous page...

Mol	Chain	Res	Type	Atoms	Z	Observed(°)	Ideal(°)
20	L	208	CLA	CAC-C3C-C4C	2.52	128.07	124.79
20	B	851	CLA	CMA-C3A-C2A	-2.52	104.23	113.98
20	B	851	CLA	CED-O2D-CGD	2.52	121.64	115.92
20	B	808	CLA	O2A-CGA-CBA	2.52	119.52	111.83
20	2	307	CLA	CAA-C2A-C3A	2.52	119.81	113.00
20	B	838	CLA	C1D-ND-C4D	-2.52	104.54	106.31
20	B	818	CLA	CMA-C3A-C2A	-2.52	104.24	113.98
20	3	304	CLA	C4A-NA-C1A	2.52	107.83	106.68
20	A	808	CLA	C1-O2A-CGA	2.52	122.75	116.65
20	A	811	CLA	O2D-CGD-O1D	-2.52	118.94	123.85
20	L	202	CLA	CHC-C1C-C2C	-2.52	119.81	126.94
20	A	852	CLA	O2A-CGA-CBA	2.52	119.51	111.83
22	B	843	BCR	C3-C4-C5	-2.52	109.57	114.06
20	J	101	CLA	C2A-C1A-CHA	-2.52	119.50	123.87
20	1	201	CLA	CHA-C4D-ND	2.52	137.74	132.55
20	F	205	CLA	C2A-C1A-CHA	-2.52	119.50	123.86
20	1	214	CLA	C3C-C4C-CHD	-2.52	118.69	125.23
20	B	823	CLA	C2A-C1A-CHA	-2.52	119.50	123.87
20	A	818	CLA	CED-O2D-CGD	2.51	121.62	115.92
20	A	828	CLA	C2A-C1A-CHA	-2.51	119.50	123.87
20	B	835	CLA	CAC-C3C-C4C	2.51	128.06	124.79
22	A	844	BCR	C11-C12-C13	-2.51	119.47	126.36
20	A	835	CLA	C3D-C4D-ND	2.51	114.07	109.99
20	2	308	CLA	C1-O2A-CGA	2.51	122.73	116.65
21	F	201	LMU	C6'-C5'-C4'	-2.51	106.31	113.38
22	B	844	BCR	C35-C13-C12	2.51	121.93	118.09
20	2	303	CLA	CAA-C2A-C1A	-2.51	103.74	111.97
20	A	851	CLA	CHC-C1C-C2C	-2.51	119.82	126.94
20	B	807	CLA	CAC-C3C-C4C	2.51	128.06	124.79
20	B	849	CLA	C12-C11-C10	-2.51	102.02	113.28
20	A	825	CLA	O2D-CGD-O1D	-2.51	118.96	123.85
20	B	806	CLA	C1-C2-C3	-2.51	122.08	126.20
22	J	102	BCR	C28-C27-C26	-2.51	109.58	114.06
20	A	819	CLA	CAA-C2A-C3A	-2.51	106.21	113.00
21	K	109	LMU	O2'-C2'-C3'	-2.51	104.46	110.38
22	A	847	BCR	C20-C19-C18	-2.51	119.49	126.36
21	1	213	LMU	C1'-O5'-C5'	-2.51	108.82	113.72
20	4	304	CLA	CHA-C1A-NA	-2.51	120.71	126.39
20	1	210	CLA	C3A-C2A-C1A	-2.51	97.58	101.34
20	2	303	CLA	C3D-C4D-ND	2.51	114.06	109.99
21	F	201	LMU	O3'-C3'-C4'	-2.51	103.51	109.94
20	A	830	CLA	CHB-C4A-NA	2.51	128.02	124.40

Continued on next page...

Continued from previous page...

Mol	Chain	Res	Type	Atoms	Z	Observed(°)	Ideal(°)
20	B	831	CLA	C3A-C2A-C1A	2.50	105.09	101.34
22	A	847	BCR	C8-C7-C6	-2.50	120.31	127.00
20	1	206	CLA	C1D-ND-C4D	-2.50	104.56	106.31
20	B	808	CLA	CHC-C1C-C2C	-2.50	119.85	126.94
21	B	801	LMU	O3'-C3'-C2'	2.50	116.27	110.38
21	4	322	LMU	O2B-C2B-C3B	-2.50	104.48	110.38
20	A	808	CLA	CAA-C2A-C3A	-2.50	106.24	113.00
22	F	203	BCR	C32-C1-C6	-2.50	106.32	110.24
20	2	302	CLA	C2A-C1A-CHA	-2.50	119.53	123.87
20	3	318	CLA	CHC-C1C-C2C	-2.50	119.86	126.94
20	B	834	CLA	O2A-CGA-CBA	2.50	119.45	111.83
20	4	318	CLA	CMA-C3A-C2A	-2.50	104.32	113.98
20	3	302	CLA	C4-C3-C2	-2.49	115.17	122.66
20	K	101	CLA	C2A-C1A-CHA	-2.49	119.54	123.87
20	4	311	CLA	C2A-C1A-CHA	-2.49	119.54	123.87
20	B	818	CLA	O1D-CGD-CBD	-2.49	119.60	124.52
20	A	838	CLA	C6-C7-C8	-2.49	107.69	115.97
20	L	202	CLA	CMB-C2B-C1B	-2.49	124.81	128.46
22	3	314	BCR	C8-C7-C6	-2.49	120.35	127.00
20	3	303	CLA	CHB-C4A-NA	2.49	127.97	124.43
20	3	308	CLA	CAC-C3C-C2C	-2.49	122.99	127.56
22	B	844	BCR	C1-C6-C7	2.49	122.40	115.65
21	K	104	LMU	O5'-C5'-C4'	2.49	114.87	109.72
20	A	804	CLA	O2A-CGA-O1A	-2.49	117.41	123.63
21	H	105	LMU	O2'-C2'-C1'	-2.49	104.15	110.08
20	A	838	CLA	CMB-C2B-C3B	2.49	129.65	124.68
21	1	219	LMU	O5'-C5'-C6'	2.49	112.60	106.44
20	2	303	CLA	CHB-C4A-NA	2.48	127.98	124.40
21	R	104	LMU	O4'-C4B-C5B	2.48	115.44	109.32
20	A	826	CLA	C11-C10-C8	-2.48	107.71	115.97
20	B	818	CLA	C3D-C4D-ND	2.48	114.02	109.99
20	1	210	CLA	C6-C5-C3	-2.48	101.92	113.70
20	R	108	CLA	C3B-C4B-NB	2.48	112.42	109.21
20	1	204	CLA	C2A-C1A-CHA	-2.48	119.56	123.87
20	2	312	CLA	CMD-C2D-C3D	-2.48	122.00	127.69
20	B	830	CLA	CAA-C2A-C1A	-2.48	103.85	111.97
20	1	207	CLA	CHC-C1C-C2C	-2.48	119.92	126.94
20	A	810	CLA	C3D-C4D-ND	2.48	114.02	109.99
20	4	315	CLA	C3C-C4C-CHD	-2.48	118.79	125.23
21	L	204	LMU	O1B-C1B-C2B	2.48	114.19	108.09
21	B	847	LMU	O1'-C1'-C2'	-2.48	104.51	108.27
20	J	103	CLA	CHC-C1C-C2C	-2.48	119.92	126.94

Continued on next page...

Continued from previous page...

Mol	Chain	Res	Type	Atoms	Z	Observed(°)	Ideal(°)
20	A	833	CLA	C3D-C4D-ND	2.48	114.02	109.99
22	B	844	BCR	C39-C30-C25	-2.48	106.36	110.24
21	A	855	LMU	O1'-C1'-C2'	2.48	112.03	108.27
20	3	307	CLA	CHA-C4D-ND	2.48	128.34	124.84
20	3	312	CLA	CHA-C4D-ND	2.48	128.34	124.84
20	B	832	CLA	O1D-CGD-CBD	-2.48	119.64	124.52
22	B	852	BCR	C36-C18-C17	-2.48	118.81	122.82
20	A	830	CLA	C3D-C4D-ND	2.48	114.01	109.99
20	A	839	CLA	O2A-CGA-O1A	-2.48	117.44	123.63
20	1	203	CLA	CHB-C4A-NA	2.47	127.97	124.40
20	3	308	CLA	CED-O2D-CGD	2.47	121.53	115.92
20	1	202	CLA	C4-C3-C2	-2.47	117.28	123.63
20	2	315	CLA	C2C-C1C-CHC	-2.47	119.36	125.84
20	A	816	CLA	C1D-ND-C4D	-2.47	104.58	106.31
20	K	102	CLA	C2D-C1D-ND	-2.47	107.68	110.13
22	B	846	BCR	C11-C12-C13	-2.47	119.59	126.36
20	L	201	CLA	CMB-C2B-C3B	2.47	129.62	124.68
22	A	844	BCR	C20-C19-C18	-2.47	119.59	126.36
20	3	301	CLA	CMC-C2C-C1C	2.47	128.89	125.03
20	A	840	CLA	C5-C3-C4	2.47	120.27	114.59
20	K	108	CLA	O2D-CGD-O1D	-2.47	119.04	123.85
20	2	310	CLA	C3D-C4D-ND	2.47	112.87	109.50
22	3	314	BCR	C28-C27-C26	-2.47	109.65	114.06
20	A	808	CLA	CHC-C1C-C2C	-2.47	119.95	126.94
20	3	317	CLA	CHC-C1C-C2C	-2.47	119.96	126.94
20	B	838	CLA	C2A-C1A-CHA	-2.47	119.59	123.87
20	F	205	CLA	O2D-CGD-O1D	-2.47	119.05	123.85
21	K	105	LMU	C1-O1'-C1'	-2.46	109.47	113.68
21	C	101	LMU	C6B-C5B-C4B	2.46	119.07	113.02
20	A	801	CLA	CHB-C4A-NA	2.46	127.96	124.40
22	F	202	BCR	C23-C24-C25	-2.46	120.42	127.00
20	A	852	CLA	CHC-C1C-C2C	-2.46	119.96	126.94
22	F	203	BCR	C33-C5-C4	2.46	118.85	113.60
22	A	845	BCR	C23-C24-C25	-2.46	120.42	127.00
21	A	856	LMU	O1B-C4'-C5'	2.46	115.94	109.48
20	A	823	CLA	C14-C13-C12	2.46	120.05	111.27
20	A	826	CLA	C1B-CHB-C4A	-2.46	125.34	130.04
22	I	101	BCR	C20-C19-C18	2.46	133.11	126.36
20	B	849	CLA	C11-C10-C8	-2.46	107.78	115.97
20	A	841	CLA	CMC-C2C-C1C	2.46	128.88	125.03
20	A	810	CLA	CHC-C1C-C2C	-2.46	119.98	126.94
20	A	841	CLA	O2D-CGD-O1D	-2.46	119.06	123.85

Continued on next page...

Continued from previous page...

Mol	Chain	Res	Type	Atoms	Z	Observed(°)	Ideal(°)
20	2	305	CLA	CHC-C1C-C2C	-2.46	119.98	126.94
20	L	209	CLA	O2A-CGA-CBA	2.46	119.33	111.83
21	1	213	LMU	O5'-C1'-C2'	-2.46	105.32	110.37
20	2	316	CLA	CAC-C3C-C4C	2.46	127.98	124.79
21	H	107	LMU	O5B-C5B-C4B	-2.45	105.28	109.70
22	B	852	BCR	C2-C1-C6	2.45	114.00	110.44
20	3	320	CLA	C2C-C1C-CHC	-2.45	119.41	125.84
20	H	101	CLA	CAA-C2A-C3A	-2.45	106.37	113.00
20	G	102	CLA	CED-O2D-CGD	2.45	121.48	115.92
20	B	851	CLA	C6-C7-C8	-2.45	107.82	115.97
20	3	311	CLA	C1-O2A-CGA	2.45	122.58	116.65
20	L	203	CLA	C1D-ND-C4D	-2.45	104.59	106.31
20	A	818	CLA	C4A-NA-C1A	2.45	107.80	106.68
22	3	314	BCR	C35-C13-C12	2.45	121.83	118.09
20	B	837	CLA	CHC-C1C-C2C	-2.45	120.01	126.94
20	H	101	CLA	C4-C3-C2	-2.45	117.34	123.63
20	B	838	CLA	C3D-C4D-ND	2.45	113.96	109.99
20	A	829	CLA	CHD-C4C-C3C	-2.45	121.21	124.77
20	4	311	CLA	C3D-C4D-ND	2.44	113.96	109.99
20	A	808	CLA	O2A-CGA-CBA	2.44	119.29	111.83
21	1	213	LMU	O5B-C1B-C2B	-2.44	105.35	110.37
20	A	838	CLA	CHC-C1C-NC	2.44	127.99	124.31
20	1	207	CLA	O1D-CGD-CBD	-2.44	119.70	124.52
20	B	805	CLA	CMB-C2B-C1B	2.44	132.03	128.46
22	B	842	BCR	C23-C24-C25	-2.44	120.48	127.00
20	R	108	CLA	O1A-CGA-CBA	-2.44	114.24	123.78
20	F	204	CLA	CMA-C3A-C4A	-2.44	105.22	111.77
20	B	803	CLA	C3D-C4D-ND	2.44	113.95	109.99
20	B	824	CLA	C2A-C1A-CHA	-2.44	119.63	123.87
20	4	303	CLA	CHB-C4A-NA	2.44	127.92	124.40
20	2	316	CLA	O2D-CGD-O1D	-2.44	119.10	123.85
20	R	107	CLA	C4-C3-C2	-2.44	117.37	123.63
21	A	848	LMU	O6'-C6'-C5'	-2.44	103.04	111.33
20	A	819	CLA	O2D-CGD-O1D	-2.44	119.11	123.85
20	A	828	CLA	O2A-CGA-O1A	-2.44	117.53	123.63
20	B	815	CLA	CMB-C2B-C1B	-2.43	124.89	128.46
20	1	214	CLA	C3D-C4D-ND	2.43	112.83	109.50
20	2	310	CLA	C3C-C4C-CHD	-2.43	118.91	125.23
21	B	847	LMU	O3'-C3'-C4'	-2.43	103.70	109.94
22	A	843	BCR	C11-C12-C13	-2.43	119.69	126.36
20	B	833	CLA	CED-O2D-CGD	2.43	121.43	115.92
20	B	851	CLA	C1B-CHB-C4A	-2.43	125.40	130.04

Continued on next page...

Continued from previous page...

Mol	Chain	Res	Type	Atoms	Z	Observed(°)	Ideal(°)
20	A	828	CLA	CAA-CBA-CGA	2.43	120.11	113.21
22	J	102	BCR	C11-C12-C13	-2.43	119.70	126.36
20	B	833	CLA	O2A-CGA-CBA	2.43	121.68	114.00
20	B	832	CLA	C1B-CHB-C4A	-2.43	125.41	130.04
20	4	313	CLA	C3C-C4C-CHD	-2.43	118.92	125.23
20	B	815	CLA	C1-O2A-CGA	2.43	122.53	116.65
20	B	808	CLA	CHB-C4A-NA	2.43	127.90	124.40
20	4	319	CLA	C2A-C1A-CHA	-2.43	119.66	123.87
20	A	825	CLA	C3D-C4D-ND	2.42	113.92	109.99
20	A	807	CLA	C2A-C1A-CHA	-2.42	119.66	123.87
20	B	834	CLA	C1-C2-C3	-2.42	122.23	126.20
20	F	204	CLA	C3D-C4D-ND	2.42	113.92	109.99
20	B	807	CLA	C3A-C2A-C1A	2.42	104.97	101.34
20	3	310	CLA	C4C-CHD-C1D	-2.42	119.08	125.98
20	A	836	CLA	CBC-CAC-C3C	-2.42	105.86	112.42
20	A	805	CLA	O1A-CGA-CBA	-2.42	114.32	123.78
20	B	824	CLA	O2D-CGD-O1D	-2.42	119.14	123.85
22	I	101	BCR	C10-C11-C12	-2.42	116.19	123.20
20	4	304	CLA	C1B-CHB-C4A	-2.42	125.43	130.04
20	B	817	CLA	CHC-C1C-C2C	-2.42	120.10	126.94
22	B	843	BCR	C11-C12-C13	-2.42	119.74	126.36
20	R	107	CLA	C3D-C4D-ND	2.42	113.91	109.99
21	R	103	LMU	O1'-C1'-C2'	2.41	111.94	108.27
22	B	846	BCR	C20-C19-C18	-2.41	119.74	126.36
20	1	212	CLA	C3C-C4C-CHD	-2.41	118.96	125.23
20	A	836	CLA	CMA-C3A-C4A	-2.41	105.29	111.77
21	H	108	LMU	C1-O1'-C1'	-2.41	109.56	113.68
22	B	845	BCR	C3-C4-C5	-2.41	109.75	114.06
21	K	105	LMU	C3B-C4B-C5B	-2.41	105.86	110.23
20	A	824	CLA	C3D-C4D-ND	2.41	113.91	109.99
20	K	108	CLA	C3D-C4D-ND	2.41	113.91	109.99
20	A	827	CLA	CGD-CBD-CAD	2.41	118.65	110.85
20	3	318	CLA	C4-C3-C5	2.41	119.41	115.23
20	A	806	CLA	CED-O2D-CGD	2.41	121.38	115.92
20	B	803	CLA	C2A-C1A-CHA	-2.41	119.69	123.87
20	A	828	CLA	CMC-C2C-C1C	2.41	128.80	125.03
20	A	824	CLA	CHB-C4A-NA	2.41	127.88	124.40
21	H	104	LMU	C4B-C3B-C2B	-2.41	106.60	110.83
20	3	313	CLA	O2A-C1-C2	2.41	117.37	108.11
20	A	829	CLA	CAA-C2A-C3A	-2.41	106.50	113.00
20	L	203	CLA	CMA-C3A-C4A	2.41	118.24	111.77
20	2	310	CLA	C2B-C3B-C4B	2.41	108.35	106.29

Continued on next page...

Continued from previous page...

Mol	Chain	Res	Type	Atoms	Z	Observed(°)	Ideal(°)
20	B	834	CLA	CED-O2D-CGD	2.41	121.37	115.92
21	4	321	LMU	C3'-C4'-C5'	2.40	116.26	110.93
20	A	807	CLA	C3D-C4D-ND	2.40	113.89	109.99
20	B	804	CLA	C1D-ND-C4D	-2.40	104.62	106.31
21	R	109	LMU	C1B-O1B-C4'	-2.40	112.28	117.98
20	R	108	CLA	CMB-C2B-C1B	2.40	131.97	128.46
20	2	316	CLA	CMB-C2B-C3B	2.40	129.48	124.68
21	K	106	LMU	O4'-C4B-C3B	2.40	116.03	110.38
20	B	825	CLA	CHC-C1C-C2C	-2.40	120.15	126.94
20	B	830	CLA	C1D-ND-C4D	-2.40	104.63	106.31
20	3	313	CLA	O1D-CGD-CBD	-2.40	119.79	124.52
20	1	202	CLA	CHA-C4D-ND	2.40	137.50	132.55
21	L	204	LMU	O5'-C5'-C4'	2.40	114.68	109.72
20	B	805	CLA	C6-C7-C8	-2.40	108.00	115.97
20	1	215	CLA	C11-C12-C13	-2.40	108.00	115.97
20	A	840	CLA	C2D-C1D-ND	-2.40	107.75	110.13
20	3	304	CLA	CHB-C4A-NA	2.40	127.86	124.40
22	3	314	BCR	C34-C9-C10	-2.39	118.94	122.82
21	L	205	LMU	C3B-C4B-C5B	-2.39	105.89	110.23
22	F	203	BCR	C12-C13-C14	2.39	122.77	119.01
20	B	808	CLA	C4A-NA-C1A	2.39	107.77	106.68
20	2	311	CLA	C5-C3-C4	2.39	120.09	114.59
20	B	823	CLA	C3D-C4D-ND	2.39	113.87	109.99
20	4	306	CLA	CED-O2D-CGD	2.39	121.33	115.92
20	A	815	CLA	CED-O2D-CGD	2.39	121.33	115.92
22	J	102	BCR	C20-C19-C18	-2.39	119.82	126.36
20	A	826	CLA	C1-O2A-CGA	2.39	122.43	116.65
20	K	103	CLA	C4-C3-C2	-2.39	117.50	123.63
20	A	841	CLA	CHB-C4A-NA	2.39	127.84	124.40
20	B	809	CLA	C2D-C1D-ND	-2.39	107.77	110.13
20	L	207	CLA	C1-O2A-CGA	2.39	122.42	116.65
20	1	206	CLA	CMB-C2B-C3B	2.39	129.45	124.68
21	H	108	LMU	C2'-C3'-C4'	-2.38	104.27	109.68
21	K	104	LMU	O5B-C1B-C2B	-2.38	105.47	110.37
20	K	103	CLA	CHB-C4A-NA	2.38	127.84	124.40
22	F	203	BCR	C20-C19-C18	-2.38	119.83	126.36
21	4	317	LMU	C4B-C3B-C2B	-2.38	106.65	110.83
20	A	852	CLA	C3D-C4D-ND	2.38	113.86	109.99
21	A	855	LMU	C1-O1'-C1'	-2.38	109.61	113.68
20	3	318	CLA	C4A-NA-C1A	2.38	107.77	106.68
20	2	322	CLA	CMA-C3A-C4A	-2.38	105.38	111.77
20	K	101	CLA	C3D-C4D-ND	2.38	113.85	109.99

Continued on next page...

Continued from previous page...

Mol	Chain	Res	Type	Atoms	Z	Observed(°)	Ideal(°)
20	A	829	CLA	O2A-CGA-O1A	-2.38	117.68	123.63
20	G	102	CLA	CHC-C1C-C2C	-2.38	120.21	126.94
20	4	313	CLA	CHB-C4A-NA	2.38	127.81	124.43
20	L	209	CLA	CMA-C3A-C4A	2.38	118.16	111.77
20	A	804	CLA	CHB-C4A-NA	2.38	127.83	124.40
20	A	835	CLA	CAA-C2A-C3A	-2.37	106.58	113.00
20	K	101	CLA	C1D-ND-C4D	-2.37	104.65	106.31
20	A	801	CLA	CHD-C4C-C3C	-2.37	121.31	124.77
20	B	807	CLA	C11-C12-C13	-2.37	108.09	115.97
20	A	807	CLA	CBA-CAA-C2A	-2.37	106.74	113.79
22	A	847	BCR	C28-C27-C26	-2.37	109.83	114.06
22	B	844	BCR	C2-C1-C6	2.37	113.88	110.44
20	4	307	CLA	C4-C3-C2	-2.37	117.54	123.63
20	B	831	CLA	C1D-ND-C4D	-2.37	104.65	106.31
20	1	215	CLA	C4-C3-C5	2.37	119.34	115.23
20	1	201	CLA	O1D-CGD-CBD	-2.37	119.85	124.52
20	A	818	CLA	CAA-CBA-CGA	-2.37	106.49	113.21
21	K	105	LMU	O5B-C5B-C6B	2.37	112.30	106.44
20	1	204	CLA	CHB-C4A-NA	2.37	127.81	124.40
20	B	825	CLA	CAA-C2A-C1A	-2.37	104.22	111.97
20	J	103	CLA	C2A-C1A-CHA	-2.36	119.76	123.87
20	3	317	CLA	CMB-C2B-C3B	2.36	129.41	124.68
20	4	315	CLA	CHD-C1D-ND	2.36	128.18	124.84
20	B	838	CLA	O1D-CGD-CBD	-2.36	119.86	124.52
20	4	304	CLA	C3D-C4D-ND	2.36	113.83	109.99
20	A	826	CLA	C4-C3-C2	-2.36	117.56	123.63
20	2	305	CLA	C1D-ND-C4D	-2.36	104.66	106.31
20	A	817	CLA	C1D-ND-C4D	-2.36	104.66	106.31
20	B	823	CLA	C1D-ND-C4D	-2.36	104.66	106.31
20	B	829	CLA	C1D-ND-C4D	-2.36	104.66	106.31
20	B	837	CLA	CED-O2D-CGD	2.36	121.27	115.92
20	A	831	CLA	CHB-C4A-NA	2.36	127.81	124.40
20	B	830	CLA	C9-C8-C10	2.36	119.68	111.27
22	I	101	BCR	C16-C15-C14	-2.36	118.69	123.52
20	3	317	CLA	CHB-C4A-NA	2.36	127.80	124.40
20	B	833	CLA	CHC-C1C-C2C	-2.36	120.27	126.94
21	H	106	LMU	O3'-C3'-C4'	-2.36	103.90	109.94
21	A	855	LMU	O5B-C5B-C4B	-2.36	105.45	109.70
21	H	105	LMU	O5B-C5B-C4B	-2.36	105.45	109.70
20	B	815	CLA	CAC-C3C-C4C	2.36	127.85	124.79
20	H	101	CLA	CED-O2D-CGD	2.35	121.26	115.92
20	A	837	CLA	CHB-C4A-NA	2.35	127.80	124.40

Continued on next page...

Continued from previous page...

Mol	Chain	Res	Type	Atoms	Z	Observed(°)	Ideal(°)
20	B	812	CLA	CAC-C3C-C2C	-2.35	123.23	127.56
22	B	842	BCR	C11-C12-C13	-2.35	119.91	126.36
20	F	204	CLA	CGD-CBD-CAD	-2.35	104.65	114.30
22	B	843	BCR	C20-C19-C18	-2.35	119.91	126.36
20	A	821	CLA	CHB-C4A-NA	2.35	127.79	124.40
20	B	829	CLA	C2A-C1A-CHA	-2.35	119.79	123.87
20	K	103	CLA	C2A-C1A-CHA	-2.35	119.79	123.87
20	B	832	CLA	CHC-C1C-C2C	-2.35	120.29	126.94
20	A	814	CLA	CHB-C4A-NA	2.35	127.79	124.40
21	4	322	LMU	C1B-C2B-C3B	2.35	114.95	110.01
21	3	322	LMU	C2'-C3'-C4'	-2.35	104.35	109.68
20	B	838	CLA	C1-C2-C3	-2.35	122.35	126.20
20	H	103	CLA	C1D-ND-C4D	-2.35	104.67	106.31
21	H	107	LMU	O5B-C5B-C6B	2.34	112.25	106.44
20	A	838	CLA	C3D-C4D-ND	2.34	113.80	109.99
20	1	204	CLA	C1B-CHB-C4A	-2.34	125.57	130.04
20	B	805	CLA	C4-C3-C5	2.34	119.30	115.23
20	A	833	CLA	C3C-C4C-NC	-2.34	107.43	110.43
20	4	304	CLA	C2C-C1C-NC	-2.34	107.52	109.98
22	B	845	BCR	C11-C12-C13	-2.34	119.94	126.36
21	1	220	LMU	C1B-O5B-C5B	2.34	118.29	113.72
21	K	104	LMU	O1'-C1-C2	-2.34	101.43	109.37
20	A	851	CLA	CMB-C2B-C3B	2.34	129.36	124.68
20	L	207	CLA	CHC-C1C-C2C	-2.34	120.32	126.94
20	B	826	CLA	C12-C11-C10	-2.34	102.80	113.28
20	A	829	CLA	C1-O2A-CGA	2.34	122.31	116.65
22	I	101	BCR	C8-C9-C10	2.34	122.69	119.01
20	L	209	CLA	CMC-C2C-C1C	2.34	128.69	125.03
20	2	307	CLA	C16-C17-C18	-2.34	105.51	115.94
20	B	830	CLA	C3A-C2A-C1A	2.34	104.84	101.34
22	A	843	BCR	C20-C19-C18	-2.34	119.96	126.36
21	A	855	LMU	O4'-C4B-C5B	-2.34	103.57	109.32
20	L	202	CLA	C1-O2A-CGA	2.34	122.30	116.65
20	A	850	CLA	CBC-CAC-C3C	-2.33	106.09	112.42
20	A	821	CLA	CED-O2D-CGD	2.33	121.21	115.92
20	3	301	CLA	CHC-C1C-C2C	-2.33	120.33	126.94
20	1	215	CLA	C11-C10-C8	-2.33	108.21	115.97
21	H	105	LMU	O1'-C1'-C2'	2.33	111.82	108.27
20	A	840	CLA	O2A-CGA-CBA	2.33	118.94	111.83
20	R	107	CLA	CGD-CBD-CAD	-2.33	103.30	110.85
21	B	802	LMU	O5'-C5'-C4'	-2.33	104.91	109.72
20	A	817	CLA	C3D-C4D-ND	2.33	113.78	109.99

Continued on next page...

Continued from previous page...

Mol	Chain	Res	Type	Atoms	Z	Observed(°)	Ideal(°)
20	A	810	CLA	CED-O2D-CGD	2.33	121.20	115.92
20	B	822	CLA	C1B-CHB-C4A	-2.33	125.60	130.04
20	2	305	CLA	CAA-C2A-C3A	-2.33	106.70	113.00
20	A	852	CLA	O2A-CGA-O1A	-2.33	117.80	123.63
22	F	202	BCR	C11-C12-C13	-2.33	119.98	126.36
22	A	843	BCR	C27-C26-C25	-2.33	119.56	122.70
20	B	850	CLA	O2A-CGA-CBA	2.33	118.94	111.83
20	A	830	CLA	O2A-CGA-O1A	-2.33	117.80	123.63
20	2	308	CLA	CAA-CBA-CGA	-2.33	106.60	113.21
22	B	842	BCR	C20-C19-C18	-2.33	119.98	126.36
20	A	815	CLA	C5-C3-C4	2.33	119.94	114.59
21	L	205	LMU	O4'-C4B-C3B	2.33	115.86	110.38
20	3	316	CLA	C3D-C2D-C1D	2.33	110.17	107.35
20	3	311	CLA	C1C-C2C-C3C	-2.33	104.53	106.98
22	A	846	BCR	C28-C27-C26	-2.33	109.91	114.06
20	2	322	CLA	C6-C5-C3	-2.32	107.81	113.47
20	2	316	CLA	CED-O2D-CGD	2.32	121.19	115.92
22	A	845	BCR	C28-C27-C26	-2.32	109.91	114.06
20	H	109	CLA	C4-C3-C5	2.32	119.26	115.23
21	A	856	LMU	C2'-C3'-C4'	-2.32	104.41	109.68
20	A	813	CLA	CBC-CAC-C3C	-2.32	106.12	112.42
21	H	104	LMU	O1B-C1B-O5B	2.32	116.81	110.69
20	A	851	CLA	CED-O2D-CGD	2.32	121.19	115.92
20	B	829	CLA	CHC-C1C-C2C	-2.32	120.36	126.94
20	3	308	CLA	O2D-CGD-O1D	-2.32	119.33	123.85
20	1	201	CLA	CAA-C2A-C1A	2.32	119.58	111.97
21	1	213	LMU	O1B-C4'-C3'	2.32	113.12	107.23
20	A	823	CLA	C4-C3-C2	-2.32	117.67	123.63
20	4	302	CLA	O2D-CGD-O1D	-2.32	119.34	123.85
20	A	819	CLA	CHB-C4A-NA	2.32	127.75	124.40
20	B	819	CLA	CMB-C2B-C3B	2.32	129.31	124.68
21	K	105	LMU	O4'-C4B-C5B	2.32	115.03	109.32
20	J	101	CLA	C3D-C4D-ND	2.32	113.75	109.99
20	G	102	CLA	O2A-CGA-O1A	-2.31	117.84	123.63
20	A	827	CLA	C4-C3-C5	2.31	119.25	115.23
20	B	819	CLA	O2A-CGA-CBA	2.31	120.88	112.14
21	K	106	LMU	C2'-C3'-C4'	-2.31	104.43	109.68
20	A	812	CLA	C3D-C4D-ND	2.31	113.75	109.99
20	4	307	CLA	C2C-C1C-NC	-2.31	107.55	109.98
20	B	805	CLA	C3D-C4D-ND	2.31	113.74	109.99
20	A	836	CLA	CMD-C2D-C3D	-2.31	122.39	127.69
20	2	311	CLA	CAC-C3C-C2C	-2.31	123.31	127.56

Continued on next page...

Continued from previous page...

Mol	Chain	Res	Type	Atoms	Z	Observed(°)	Ideal(°)
20	4	319	CLA	CHB-C4A-NA	2.31	127.73	124.40
21	L	205	LMU	O1B-C4'-C5'	2.31	115.53	109.48
20	B	808	CLA	C1B-CHB-C4A	-2.31	125.64	130.04
20	B	850	CLA	CBA-CAA-C2A	-2.31	106.93	113.79
20	A	813	CLA	CMB-C2B-C3B	2.31	129.29	124.68
20	B	831	CLA	CAA-C2A-C1A	-2.31	104.42	111.97
20	3	316	CLA	C3C-C4C-CHD	-2.30	119.25	125.23
20	3	317	CLA	C3D-C4D-ND	2.30	113.73	109.99
20	A	805	CLA	CHB-C4A-NA	2.30	127.72	124.40
22	B	845	BCR	C20-C19-C18	-2.30	120.05	126.36
20	B	833	CLA	CMB-C2B-C3B	2.30	129.28	124.68
20	4	303	CLA	CAC-C3C-C4C	2.30	128.63	125.03
20	4	312	CLA	C1D-ND-C4D	-2.30	104.70	106.31
20	A	815	CLA	CHC-C1C-C2C	-2.30	120.42	126.94
21	H	108	LMU	C1'-C2'-C3'	-2.30	105.17	110.01
22	A	845	BCR	C20-C19-C18	-2.30	120.06	126.36
20	A	833	CLA	CAC-C3C-C2C	-2.30	123.33	127.56
20	A	816	CLA	CMB-C2B-C3B	2.30	129.28	124.68
20	1	204	CLA	CAA-C2A-C3A	-2.30	106.79	113.00
20	1	206	CLA	CHC-C1C-C2C	-2.30	120.43	126.94
21	K	104	LMU	O4'-C4B-C3B	2.30	115.79	110.38
21	L	205	LMU	O3'-C3'-C2'	2.30	115.79	110.38
20	A	819	CLA	CMB-C2B-C3B	2.30	129.28	124.68
21	R	104	LMU	O5'-C5'-C4'	2.30	114.47	109.72
20	A	852	CLA	C16-C15-C13	-2.30	108.33	115.97
20	B	810	CLA	O2A-CGA-O1A	-2.30	117.89	123.63
20	A	835	CLA	O2A-CGA-O1A	-2.30	117.89	123.63
20	B	808	CLA	O2D-CGD-CBD	2.30	115.24	111.23
20	K	101	CLA	O2D-CGD-O1D	-2.30	119.38	123.85
20	3	302	CLA	CED-O2D-CGD	2.29	121.12	115.92
20	A	837	CLA	CGD-CBD-CAD	2.29	118.27	110.85
20	4	316	CLA	CMA-C3A-C4A	-2.29	105.61	111.77
20	B	813	CLA	O2A-CGA-O1A	-2.29	117.89	123.63
20	B	830	CLA	C1B-CHB-C4A	-2.29	125.67	130.04
20	B	812	CLA	C3D-C4D-ND	2.29	113.71	109.99
20	A	830	CLA	C1-O2A-CGA	2.29	122.20	116.65
23	A	842	PQN	O1-C1-C2	2.29	123.46	120.45
21	B	801	LMU	O5'-C1'-C2'	2.29	115.08	110.37
20	4	310	CLA	C2B-C3B-C4B	2.29	108.25	106.29
20	A	809	CLA	C1-C2-C3	2.29	129.95	126.20
20	A	823	CLA	C1-C2-C3	-2.29	122.45	126.20
20	A	825	CLA	CHB-C4A-NA	2.29	127.70	124.40

Continued on next page...

Continued from previous page...

Mol	Chain	Res	Type	Atoms	Z	Observed(°)	Ideal(°)
20	A	826	CLA	CMB-C2B-C3B	2.29	129.25	124.68
20	L	202	CLA	CBA-CAA-C2A	2.29	120.60	113.79
20	B	833	CLA	C4A-NA-C1A	2.29	107.72	106.68
20	B	811	CLA	CAC-C3C-C4C	-2.29	121.81	124.79
22	F	203	BCR	C15-C16-C17	-2.29	118.84	123.52
20	B	828	CLA	CHD-C4C-C3C	-2.29	121.44	124.77
21	R	106	LMU	O4'-C4B-C3B	2.28	115.76	110.38
21	2	313	LMU	O5'-C5'-C6'	2.28	112.10	106.44
21	R	103	LMU	O5'-C5'-C6'	-2.28	100.78	106.44
20	A	808	CLA	C2A-C1A-CHA	-2.28	119.91	123.87
21	R	101	LMU	O5B-C1B-C2B	-2.28	105.68	110.37
20	B	827	CLA	O2A-CGA-CBA	2.28	118.79	111.83
21	2	318	LMU	O5'-C1'-C2'	2.28	115.06	110.37
20	A	815	CLA	CMC-C2C-C1C	2.28	128.60	125.03
20	B	837	CLA	O2A-CGA-CBA	2.28	118.78	111.83
22	A	846	BCR	C30-C25-C26	-2.28	119.52	122.64
20	A	816	CLA	C2A-C1A-CHA	-2.28	119.91	123.87
21	L	211	LMU	O1B-C1B-O5B	2.28	116.69	110.69
20	A	838	CLA	CMD-C2D-C3D	-2.28	122.47	127.69
21	R	102	LMU	O5B-C5B-C4B	2.28	113.80	109.70
22	I	101	BCR	C15-C14-C13	2.28	130.47	127.28
20	A	818	CLA	CAA-C2A-C1A	-2.28	104.52	111.97
20	I	102	CLA	C1-O2A-CGA	2.28	122.16	116.65
20	A	832	CLA	O2A-CGA-O1A	-2.28	117.93	123.63
20	B	831	CLA	CAC-C3C-C4C	2.28	127.75	124.79
20	B	849	CLA	O2D-CGD-O1D	-2.28	119.42	123.85
20	A	822	CLA	CHC-C1C-C2C	-2.27	120.50	126.94
20	A	829	CLA	CBA-CAA-C2A	2.27	120.56	113.79
21	2	318	LMU	C1'-O5'-C5'	2.27	118.16	113.72
20	B	803	CLA	O2A-CGA-O1A	-2.27	117.94	123.63
20	1	203	CLA	C2A-C1A-CHA	-2.27	119.92	123.87
21	G	101	LMU	O5B-C5B-C4B	-2.27	105.60	109.70
22	A	847	BCR	C1-C6-C5	-2.27	119.53	122.64
20	1	214	CLA	C2B-C3B-C4B	2.27	108.23	106.29
22	A	845	BCR	C11-C12-C13	-2.27	120.13	126.36
20	B	814	CLA	CED-O2D-CGD	2.27	121.06	115.92
22	F	202	BCR	C20-C19-C18	-2.27	120.14	126.36
21	L	211	LMU	C1'-C2'-C3'	-2.27	105.24	110.01
20	L	203	CLA	CED-O2D-CGD	2.27	121.06	115.92
20	B	818	CLA	C1D-ND-C4D	-2.27	104.72	106.31
20	A	839	CLA	CHB-C4A-NA	2.27	127.67	124.40
20	A	834	CLA	O2A-CGA-CBA	2.27	118.75	111.83

Continued on next page...

Continued from previous page...

Mol	Chain	Res	Type	Atoms	Z	Observed(°)	Ideal(°)
20	B	820	CLA	C2A-C1A-CHA	-2.27	119.93	123.87
20	A	820	CLA	C1B-CHB-C4A	-2.27	125.72	130.04
20	F	206	CLA	CMD-C2D-C3D	-2.27	122.49	127.69
20	A	802	CLA	C2C-C1C-CHC	-2.27	119.90	125.84
20	F	206	CLA	C2C-C1C-NC	2.27	112.36	109.98
21	H	106	LMU	O1'-C1-C2	2.26	117.05	109.37
20	K	102	CLA	CED-O2D-CGD	2.26	121.05	115.92
20	2	304	CLA	C3B-C4B-NB	2.26	112.09	110.11
20	A	807	CLA	O2A-CGA-CBA	2.26	120.69	112.14
20	4	306	CLA	CAA-C2A-C3A	2.26	119.11	113.00
20	F	205	CLA	CHB-C4A-NA	2.26	127.66	124.40
20	G	102	CLA	CAA-C2A-C1A	2.26	119.39	111.97
20	A	806	CLA	O2A-CGA-O1A	-2.26	117.97	123.63
20	A	832	CLA	C1-O2A-CGA	2.26	122.12	116.65
20	B	840	CLA	C3D-C4D-ND	2.26	113.66	109.99
20	A	824	CLA	O2D-CGD-O1D	-2.26	119.45	123.85
20	B	809	CLA	C1-O2A-CGA	2.26	122.12	116.65
20	4	303	CLA	CHC-C1C-C2C	-2.26	120.54	126.94
20	3	311	CLA	C1-C2-C3	-2.26	122.50	126.20
20	B	821	CLA	CHC-C1C-NC	2.26	127.71	124.31
20	B	804	CLA	CMB-C2B-C3B	2.26	129.19	124.68
20	B	808	CLA	CMD-C2D-C3D	-2.26	122.51	127.69
20	B	839	CLA	C2A-C1A-CHA	-2.26	119.95	123.87
20	A	828	CLA	C4D-CHA-C1A	-2.26	118.55	121.24
20	4	315	CLA	C2C-C1C-CHC	-2.26	119.93	125.84
20	B	818	CLA	CMB-C2B-C3B	2.26	129.19	124.68
20	A	809	CLA	O2A-C1-C2	2.25	116.78	108.11
20	B	821	CLA	C7-C6-C5	-2.25	107.26	113.26
20	L	208	CLA	CMB-C2B-C3B	2.25	129.18	124.68
20	A	804	CLA	O2D-CGD-CBD	2.25	115.17	111.23
21	4	321	LMU	O2'-C2'-C3'	-2.25	105.07	110.38
20	B	828	CLA	CHB-C4A-NA	2.25	127.65	124.40
20	L	201	CLA	C3D-C4D-ND	2.25	113.64	109.99
20	K	102	CLA	CHA-C4D-ND	2.25	137.19	132.55
22	B	852	BCR	C11-C10-C9	2.25	130.43	127.28
21	R	103	LMU	C3B-C4B-C5B	-2.25	106.16	110.23
20	H	109	CLA	C1-O2A-CGA	2.25	122.09	116.65
20	2	301	CLA	C2C-C1C-NC	2.25	112.86	109.48
20	B	822	CLA	CAA-C2A-C1A	2.25	119.33	111.97
20	1	209	CLA	C3D-C4D-ND	2.25	113.64	109.99
22	A	845	BCR	C1-C6-C5	-2.24	119.57	122.64
20	B	810	CLA	C2A-C1A-CHA	-2.24	119.97	123.87

Continued on next page...

Continued from previous page...

Mol	Chain	Res	Type	Atoms	Z	Observed(°)	Ideal(°)
20	2	308	CLA	C11-C10-C8	-2.24	108.51	115.97
22	L	210	BCR	C23-C24-C25	-2.24	121.00	127.00
22	A	845	BCR	C3-C4-C5	-2.24	110.06	114.06
20	B	839	CLA	C3D-C4D-ND	2.24	113.63	109.99
22	L	210	BCR	C37-C22-C21	-2.24	119.18	122.82
20	B	808	CLA	C1-C2-C3	-2.24	122.52	126.20
20	3	318	CLA	C1B-CHB-C4A	-2.24	125.77	130.04
20	A	812	CLA	C2A-C1A-CHA	-2.24	119.98	123.87
20	A	829	CLA	CGD-CBD-CAD	2.24	118.10	110.85
20	A	841	CLA	CHC-C1C-C2C	-2.24	120.60	126.94
22	B	845	BCR	C1-C6-C5	-2.24	119.58	122.64
20	B	806	CLA	C1B-CHB-C4A	-2.24	125.77	130.04
20	A	839	CLA	CAA-C2A-C3A	-2.24	106.95	113.00
22	A	847	BCR	C30-C25-C26	-2.24	119.58	122.64
20	K	108	CLA	CHB-C4A-NA	2.24	127.63	124.40
21	K	105	LMU	C5-C4-C3	-2.24	103.05	114.37
22	J	102	BCR	C27-C26-C25	-2.24	119.68	122.70
20	H	102	CLA	CMA-C3A-C4A	-2.24	105.76	111.77
21	R	105	LMU	C1B-O5B-C5B	2.24	118.09	113.72
20	F	206	CLA	CHC-C1C-C2C	-2.24	120.61	126.94
20	A	813	CLA	C1B-CHB-C4A	-2.24	125.78	130.04
21	H	105	LMU	O2B-C2B-C3B	-2.23	105.11	110.38
20	2	301	CLA	C3C-C4C-CHD	-2.23	119.43	125.23
20	A	813	CLA	CAC-C3C-C4C	2.23	127.69	124.79
21	R	104	LMU	C6'-C5'-C4'	-2.23	107.10	113.38
20	B	850	CLA	C1D-ND-C4D	-2.23	104.75	106.31
20	I	102	CLA	C4-C3-C5	2.23	119.10	115.23
20	3	309	CLA	C3C-C4C-CHD	-2.23	119.44	125.23
20	A	826	CLA	CHC-C1C-C2C	-2.23	120.62	126.94
20	B	826	CLA	CMD-C2D-C3D	-2.23	122.58	127.69
21	E	101	LMU	C6-C5-C4	-2.23	103.10	114.37
22	J	102	BCR	C4-C5-C6	-2.23	119.69	122.70
20	G	102	CLA	CAA-CBA-CGA	-2.23	106.88	113.21
20	B	811	CLA	O1D-CGD-CBD	-2.23	120.12	124.52
20	4	306	CLA	CAC-C3C-C2C	-2.23	123.46	127.56
20	2	303	CLA	C1B-CHB-C4A	-2.23	125.79	130.04
20	R	107	CLA	CAC-C3C-C4C	2.23	127.69	124.79
20	1	206	CLA	CBC-CAC-C3C	2.23	118.46	112.42
20	B	838	CLA	C4D-CHA-C1A	-2.23	118.59	121.24
20	3	308	CLA	O1D-CGD-CBD	-2.23	120.12	124.52
20	2	308	CLA	C6-C7-C8	-2.23	108.56	115.97
20	3	301	CLA	CMB-C2B-C1B	2.23	131.72	128.46

Continued on next page...

Continued from previous page...

Mol	Chain	Res	Type	Atoms	Z	Observed(°)	Ideal(°)
20	1	207	CLA	C4D-CHA-C1A	-2.23	118.59	121.24
20	B	817	CLA	C4-C3-C2	-2.22	117.91	123.63
20	B	816	CLA	CAA-C2A-C3A	-2.22	106.99	113.00
21	K	106	LMU	O2'-C2'-C1'	2.22	115.38	110.08
20	B	827	CLA	CMB-C2B-C1B	2.22	131.71	128.46
20	H	109	CLA	CAC-C3C-C2C	-2.22	123.47	127.56
21	B	847	LMU	O5'-C5'-C6'	-2.22	100.93	106.44
20	A	840	CLA	C4A-NA-C1A	2.22	107.69	106.68
20	3	309	CLA	C3D-C4D-ND	2.22	112.54	109.50
20	3	310	CLA	C3D-C2D-C1D	2.22	110.04	107.35
20	A	826	CLA	C4-C3-C5	2.22	119.08	115.23
20	2	307	CLA	CMA-C3A-C4A	-2.22	105.81	111.77
22	I	103	BCR	C31-C1-C6	-2.22	106.77	110.24
20	1	206	CLA	O1D-CGD-CBD	-2.22	120.14	124.52
21	C	101	LMU	O1B-C1B-C2B	2.22	113.54	108.09
20	J	101	CLA	C1D-ND-C4D	-2.22	104.76	106.31
20	A	829	CLA	CHB-C4A-NA	2.22	127.60	124.40
22	I	101	BCR	C2-C1-C6	-2.22	107.22	110.44
22	3	314	BCR	C37-C22-C21	-2.22	119.23	122.82
20	J	103	CLA	C3D-C4D-ND	2.21	113.59	109.99
21	H	104	LMU	O5B-C1B-C2B	2.21	114.92	110.37
20	B	825	CLA	C1-O2A-CGA	-2.21	111.29	116.65
20	4	305	CLA	C4D-CHA-C1A	-2.21	118.60	121.24
22	A	843	BCR	C4-C5-C6	-2.21	119.71	122.70
20	B	820	CLA	CHB-C4A-NA	2.21	127.59	124.40
20	2	305	CLA	O2A-CGA-CBA	2.21	118.58	111.83
21	3	322	LMU	C1'-C2'-C3'	-2.21	105.36	110.01
20	A	818	CLA	C3D-C4D-ND	2.21	113.58	109.99
20	2	302	CLA	CHB-C4A-NA	2.21	127.59	124.40
22	L	210	BCR	C24-C23-C22	-2.21	122.96	126.23
20	B	812	CLA	C2A-C1A-CHA	-2.21	120.03	123.87
20	3	320	CLA	C1D-ND-C4D	-2.21	104.76	106.31
20	A	841	CLA	O1D-CGD-CBD	-2.21	120.16	124.52
20	F	205	CLA	C3D-C4D-ND	2.21	113.58	109.99
22	A	846	BCR	C11-C12-C13	-2.21	120.31	126.36
21	R	102	LMU	C8-C7-C6	-2.20	103.23	114.37
20	B	840	CLA	C1D-ND-C4D	-2.20	104.77	106.31
20	1	209	CLA	CHC-C1C-C2C	-2.20	120.70	126.94
20	F	206	CLA	CMC-C2C-C1C	2.20	128.47	125.03
20	A	850	CLA	C2A-C1A-CHA	-2.20	120.05	123.87
20	1	204	CLA	C1D-ND-C4D	-2.20	104.77	106.31
20	A	803	CLA	C1D-ND-C4D	-2.20	104.77	106.31

Continued on next page...

Continued from previous page...

Mol	Chain	Res	Type	Atoms	Z	Observed(°)	Ideal(°)
20	L	202	CLA	C4-C3-C2	-2.20	117.98	123.63
20	2	305	CLA	CED-O2D-CGD	2.20	120.91	115.92
20	2	305	CLA	CMB-C2B-C3B	2.20	129.08	124.68
21	4	321	LMU	C4B-C3B-C2B	2.20	114.69	110.83
20	A	811	CLA	CAC-C3C-C4C	2.20	127.65	124.79
20	3	308	CLA	C3B-C4B-NB	2.20	112.05	109.21
20	2	311	CLA	O2A-CGA-CBA	2.20	118.53	111.83
20	B	822	CLA	C2C-C1C-NC	2.19	112.29	109.98
20	A	820	CLA	CED-O2D-CGD	2.19	120.89	115.92
20	4	308	CLA	CHB-C4A-NA	2.19	127.56	124.40
20	3	305	CLA	C1C-NC-C4C	2.19	107.68	106.68
21	H	108	LMU	O5B-C5B-C6B	-2.19	101.01	106.44
20	1	214	CLA	C1C-NC-C4C	-2.19	105.68	106.68
20	H	102	CLA	C4A-NA-C1A	2.19	107.68	106.68
20	B	828	CLA	CAA-CBA-CGA	-2.19	106.99	113.21
20	B	803	CLA	CHC-C1C-C2C	-2.19	120.74	126.94
20	A	830	CLA	C2D-C1D-ND	-2.19	107.96	110.13
21	2	318	LMU	C3B-C4B-C5B	2.19	114.19	110.23
20	L	201	CLA	CMC-C2C-C1C	-2.19	121.62	125.03
20	B	836	CLA	C3D-C4D-ND	2.18	113.54	109.99
20	B	813	CLA	CHC-C1C-C2C	-2.18	120.75	126.94
22	I	103	BCR	C3-C2-C1	-2.18	106.70	114.43
20	A	801	CLA	C2D-C1D-ND	-2.18	107.96	110.13
22	A	844	BCR	C27-C26-C25	-2.18	119.75	122.70
22	A	846	BCR	C20-C19-C18	-2.18	120.38	126.36
20	B	816	CLA	CED-O2D-CGD	2.18	120.87	115.92
20	B	804	CLA	C2A-C1A-CHA	-2.18	120.08	123.87
20	A	817	CLA	C4-C3-C5	2.18	119.02	115.23
21	A	855	LMU	C1'-C2'-C3'	2.18	114.60	110.01
21	K	104	LMU	C1'-O5'-C5'	2.18	117.98	113.72
20	K	108	CLA	C5-C3-C4	2.18	119.61	114.59
20	A	838	CLA	C2A-C1A-CHA	-2.18	120.08	123.87
20	B	828	CLA	CAA-C2A-C3A	-2.18	107.11	113.00
20	1	203	CLA	CHC-C1C-C2C	-2.18	120.77	126.94
21	F	201	LMU	O5'-C1'-O1'	-2.18	104.89	110.04
20	A	819	CLA	O1D-CGD-CBD	-2.18	120.22	124.52
20	1	212	CLA	C2B-C3B-C4B	2.18	108.15	106.29
20	A	818	CLA	CHB-C4A-NA	2.18	127.54	124.40
20	H	103	CLA	CHB-C4A-NA	2.18	127.54	124.40
20	A	805	CLA	O1D-CGD-CBD	-2.18	120.22	124.52
20	A	830	CLA	C4-C3-C5	2.18	119.00	115.23
20	2	322	CLA	C2A-C3A-C4A	-2.18	98.35	101.87

Continued on next page...

Continued from previous page...

Mol	Chain	Res	Type	Atoms	Z	Observed(°)	Ideal(°)
22	B	852	BCR	C23-C24-C25	-2.18	121.19	127.00
20	2	322	CLA	CHD-C1D-ND	2.17	127.86	124.80
20	F	204	CLA	CAA-C2A-C3A	-2.17	111.24	116.23
21	N	101	LMU	C6B-C5B-C4B	-2.17	107.68	113.02
20	L	208	CLA	O2A-CGA-O1A	-2.17	118.19	123.63
20	1	208	CLA	C3C-C4C-CHD	-2.17	119.59	125.23
20	3	310	CLA	C3C-C4C-NC	-2.17	108.03	109.92
20	J	101	CLA	O2D-CGD-O1D	-2.17	119.62	123.85
21	A	848	LMU	C3B-C4B-C5B	2.17	114.17	110.23
21	R	106	LMU	O2B-C2B-C1B	2.17	115.25	110.08
20	3	301	CLA	CAA-C2A-C3A	-2.17	111.25	116.23
20	2	303	CLA	CED-O2D-CGD	2.17	120.84	115.92
20	A	826	CLA	O2D-CGD-O1D	-2.17	119.62	123.85
20	1	211	CLA	C2B-C3B-C4B	2.17	108.14	106.29
20	A	805	CLA	C4-C3-C5	2.17	118.99	115.23
20	4	305	CLA	O1D-CGD-CBD	-2.17	120.24	124.52
22	A	847	BCR	C11-C12-C13	-2.17	120.42	126.36
20	B	831	CLA	C1-O2A-CGA	2.17	121.90	116.65
20	1	211	CLA	C3C-C4C-CHD	-2.17	119.60	125.23
21	1	213	LMU	O6B-C6B-C5B	-2.17	103.95	111.33
20	A	816	CLA	CHC-C1C-C2C	-2.17	120.80	126.94
20	A	818	CLA	C4-C3-C2	-2.17	118.06	123.63
22	I	103	BCR	C4-C5-C6	-2.17	119.78	122.70
21	2	319	LMU	C1-O1'-C1'	2.17	117.38	113.68
20	4	310	CLA	C2D-C3D-C4D	-2.17	104.72	107.35
20	H	103	CLA	C3D-C4D-ND	2.17	113.51	109.99
20	4	311	CLA	CHB-C4A-NA	2.17	127.53	124.40
21	R	101	LMU	O5B-C5B-C4B	2.17	113.60	109.70
20	B	813	CLA	C1B-CHB-C4A	-2.16	125.91	130.04
20	A	809	CLA	CMB-C2B-C1B	2.16	131.63	128.46
20	A	834	CLA	CHB-C4A-NA	2.16	127.52	124.40
20	B	813	CLA	C3D-C4D-ND	2.16	113.50	109.99
20	B	806	CLA	C2A-C1A-CHA	-2.16	120.11	123.87
21	E	101	LMU	O5B-C1B-C2B	-2.16	105.93	110.37
20	2	311	CLA	CAA-C2A-C3A	-2.16	107.17	113.00
22	B	844	BCR	C8-C7-C6	-2.16	121.24	127.00
21	2	320	LMU	O5B-C5B-C6B	2.16	111.78	106.44
20	B	816	CLA	O2D-CGD-O1D	-2.16	119.65	123.85
20	1	214	CLA	CHD-C1D-ND	2.16	127.89	124.84
20	4	308	CLA	C3D-C4D-ND	2.16	113.49	109.99
20	4	316	CLA	C1B-CHB-C4A	-2.16	125.93	130.04
20	3	308	CLA	C2A-C1A-CHA	-2.16	120.13	123.87

Continued on next page...

Continued from previous page...

Mol	Chain	Res	Type	Atoms	Z	Observed(°)	Ideal(°)
20	B	805	CLA	CMA-C3A-C4A	-2.15	105.98	111.77
20	G	102	CLA	C4D-CHA-C1A	2.15	123.81	121.24
20	L	208	CLA	C1B-CHB-C4A	-2.15	125.93	130.04
20	3	309	CLA	CHB-C4A-NA	2.15	127.49	124.43
20	B	851	CLA	C3D-C4D-ND	2.15	113.49	109.99
20	A	810	CLA	C3B-C4B-NB	-2.15	106.43	109.21
20	A	837	CLA	C3D-C4D-ND	2.15	113.49	109.99
20	B	833	CLA	CHB-C4A-NA	2.15	127.51	124.40
21	1	213	LMU	O4'-C4B-C3B	-2.15	105.30	110.38
20	A	828	CLA	C5-C3-C2	-2.15	116.34	121.17
21	L	205	LMU	C1-O1'-C1'	-2.15	110.00	113.68
20	A	822	CLA	CAC-C3C-C2C	-2.15	123.61	127.56
20	1	208	CLA	C2C-C1C-CHC	-2.15	120.21	125.84
20	A	816	CLA	CAA-C2A-C1A	-2.15	104.93	111.97
21	H	107	LMU	O2B-C2B-C3B	2.15	115.44	110.38
20	4	319	CLA	C4A-NA-C1A	2.15	107.66	106.68
20	2	305	CLA	CGD-CBD-CAD	-2.15	103.89	110.85
21	N	101	LMU	C1B-O1B-C4'	-2.15	112.89	117.98
20	B	825	CLA	C4-C3-C5	2.15	118.95	115.23
20	4	307	CLA	CAC-C3C-C4C	-2.15	122.00	124.79
20	B	805	CLA	CMA-C3A-C2A	-2.15	105.68	113.98
20	B	838	CLA	CMA-C3A-C2A	-2.15	105.68	113.98
20	A	809	CLA	C5-C3-C2	-2.15	116.35	121.17
20	A	841	CLA	C1-O2A-CGA	-2.15	111.45	116.65
20	4	312	CLA	CHD-C1D-ND	2.15	127.87	124.84
21	R	104	LMU	O2B-C2B-C3B	-2.14	105.32	110.38
20	4	309	CLA	C3B-C4B-NB	2.14	111.98	110.11
20	H	103	CLA	CAC-C3C-C4C	2.14	127.58	124.79
20	B	833	CLA	O2A-CGA-O1A	-2.14	117.82	123.33
22	3	314	BCR	C33-C5-C4	2.14	118.17	113.60
20	4	319	CLA	C3D-C4D-ND	2.14	113.47	109.99
20	B	803	CLA	O2A-CGA-CBA	2.14	118.37	111.83
20	B	828	CLA	CMA-C3A-C2A	-2.14	105.70	113.98
21	H	105	LMU	C1B-O1B-C4'	-2.14	112.90	117.98
20	F	206	CLA	C1B-CHB-C4A	-2.14	125.96	130.04
22	B	845	BCR	C30-C25-C26	-2.14	119.71	122.64
20	1	207	CLA	C3D-C4D-ND	2.14	113.46	109.99
20	A	809	CLA	C3D-C4D-ND	2.14	113.46	109.99
20	K	103	CLA	C3D-C4D-ND	2.14	113.46	109.99
21	K	105	LMU	O1B-C1B-C2B	-2.14	102.83	108.09
20	B	809	CLA	CAC-C3C-C2C	-2.14	123.63	127.56
20	3	317	CLA	CAA-C2A-C1A	2.13	118.97	111.97

Continued on next page...

Continued from previous page...

Mol	Chain	Res	Type	Atoms	Z	Observed(°)	Ideal(°)
20	2	315	CLA	CHB-C4A-NA	2.13	127.47	124.43
20	2	307	CLA	CHB-C4A-NA	2.13	127.48	124.40
20	K	102	CLA	C1B-CHB-C4A	-2.13	125.97	130.04
21	C	101	LMU	O4'-C4B-C5B	2.13	114.58	109.32
21	A	854	LMU	C4-C3-C2	-2.13	103.58	114.37
20	A	820	CLA	CMB-C2B-C3B	2.13	128.95	124.68
20	B	832	CLA	CMB-C2B-C3B	2.13	128.95	124.68
20	B	811	CLA	C2C-C1C-NC	-2.13	107.74	109.98
20	B	849	CLA	C3D-C4D-ND	2.13	113.45	109.99
20	A	820	CLA	CHC-C1C-C2C	-2.13	120.90	126.94
23	A	842	PQN	O1-C1-C10	-2.13	118.16	121.57
20	R	108	CLA	CAA-CBA-CGA	2.13	119.26	113.21
21	1	218	LMU	O5'-C1'-C2'	-2.13	105.99	110.37
20	B	849	CLA	CMA-C3A-C2A	-2.13	105.74	113.98
21	2	319	LMU	O5'-C5'-C6'	2.13	111.72	106.44
20	2	302	CLA	C3D-C4D-ND	2.13	113.45	109.99
22	A	845	BCR	C30-C25-C26	-2.13	119.72	122.64
20	3	307	CLA	C1D-ND-C4D	-2.13	104.82	106.31
20	4	303	CLA	CAA-C2A-C1A	-2.13	106.55	111.81
20	3	313	CLA	CGD-CBD-CAD	2.13	117.74	110.85
22	I	103	BCR	C28-C27-C26	-2.13	110.26	114.06
20	L	208	CLA	CBC-CAC-C3C	-2.13	106.65	112.42
20	A	811	CLA	C1B-CHB-C4A	-2.13	125.98	130.04
20	A	836	CLA	CAA-CBA-CGA	-2.13	107.17	113.21
20	B	817	CLA	C1D-ND-C4D	-2.13	104.82	106.31
20	2	308	CLA	CMB-C2B-C3B	2.13	128.93	124.68
20	4	316	CLA	C1-O2A-CGA	2.13	122.88	116.07
20	A	804	CLA	C1-C2-C3	2.13	129.68	126.20
20	A	808	CLA	C3D-C4D-ND	2.13	113.44	109.99
21	B	801	LMU	C1'-C2'-C3'	-2.13	105.54	110.01
20	H	109	CLA	CHB-C4A-NA	2.12	127.47	124.40
20	1	201	CLA	CHD-C1D-ND	2.12	127.79	124.80
20	A	851	CLA	C4-C3-C5	2.12	118.91	115.23
20	B	834	CLA	CHC-C1C-C2C	-2.12	120.93	126.94
20	B	823	CLA	O2D-CGD-O1D	-2.12	119.72	123.85
20	3	313	CLA	C1B-CHB-C4A	-2.12	125.99	130.04
20	1	216	CLA	C1D-ND-C4D	-2.12	104.82	106.31
20	F	205	CLA	CMA-C3A-C2A	-2.12	111.37	116.23
20	R	108	CLA	C1-C2-C3	-2.12	122.73	126.20
20	B	806	CLA	C3D-C4D-ND	2.12	113.43	109.99
20	A	833	CLA	O1D-CGD-CBD	-2.12	120.34	124.52
20	2	316	CLA	C4-C3-C2	-2.12	118.19	123.63

Continued on next page...

Continued from previous page...

Mol	Chain	Res	Type	Atoms	Z	Observed(°)	Ideal(°)
20	1	210	CLA	O2A-C1-C2	2.12	116.26	108.11
20	A	807	CLA	C4D-CHA-C1A	-2.12	118.72	121.24
20	A	803	CLA	O2A-CGA-O1A	-2.12	118.33	123.63
20	2	301	CLA	C3B-C4B-NB	-2.12	108.25	110.11
20	L	207	CLA	CHB-C4A-NA	2.12	127.45	124.40
20	L	208	CLA	CMA-C3A-C2A	-2.12	105.80	113.98
20	A	822	CLA	CGD-CBD-CAD	2.12	117.70	110.85
20	K	102	CLA	C4D-CHA-C1A	-2.12	118.72	121.24
22	B	844	BCR	C11-C12-C13	-2.12	120.56	126.36
20	B	810	CLA	CAA-CBA-CGA	2.12	119.21	113.21
20	3	301	CLA	C3D-C4D-ND	2.11	113.42	109.99
21	A	854	LMU	C4B-C3B-C2B	2.11	114.54	110.83
20	A	833	CLA	C3B-C4B-NB	2.11	111.94	109.21
20	A	813	CLA	C4-C3-C5	2.11	118.90	115.23
20	F	205	CLA	CAA-C2A-C3A	-2.11	111.38	116.23
20	2	308	CLA	C3D-C4D-ND	2.11	113.42	109.99
20	A	841	CLA	O2A-CGA-CBA	2.11	118.27	111.83
20	A	808	CLA	O2A-C1-C2	2.11	116.23	108.11
20	B	814	CLA	C3D-C4D-ND	2.11	113.42	109.99
20	A	805	CLA	C1D-ND-C4D	-2.11	104.83	106.31
20	2	310	CLA	CHB-C4A-NA	2.11	127.43	124.43
20	2	309	CLA	C3B-C4B-NB	2.11	111.95	110.11
22	B	852	BCR	C23-C22-C21	2.11	122.32	119.01
20	B	840	CLA	CAC-C3C-C4C	2.11	128.32	125.03
20	A	832	CLA	O1D-CGD-CBD	-2.11	120.36	124.52
22	A	845	BCR	C4-C5-C6	-2.10	119.86	122.70
21	R	101	LMU	O1B-C4'-C3'	2.10	112.58	107.23
20	B	825	CLA	C2A-C1A-CHA	-2.10	120.22	123.87
21	R	102	LMU	O2B-C2B-C3B	-2.10	105.42	110.38
20	A	831	CLA	C5-C3-C2	-2.10	116.45	121.17
20	1	210	CLA	CMB-C2B-C3B	-2.10	120.48	124.68
21	R	102	LMU	O6B-C6B-C5B	-2.10	104.17	111.33
20	3	301	CLA	CAC-C3C-C4C	2.10	128.32	125.03
20	4	307	CLA	C5-C3-C2	2.10	125.89	121.17
20	B	814	CLA	O2A-CGA-CBA	2.10	120.08	112.14
21	R	106	LMU	C3'-C4'-C5'	2.10	115.59	110.93
20	A	829	CLA	C2A-C1A-CHA	-2.10	120.22	123.87
20	L	203	CLA	C1-O2A-CGA	2.10	121.74	116.65
20	A	839	CLA	C3D-C4D-ND	2.10	113.40	109.99
20	2	303	CLA	C1-C2-C3	2.10	129.64	126.20
20	A	807	CLA	CHD-C4C-C3C	-2.10	121.71	124.77
20	B	809	CLA	CHB-C4A-NA	2.10	127.43	124.40

Continued on next page...

Continued from previous page...

Mol	Chain	Res	Type	Atoms	Z	Observed(°)	Ideal(°)
21	K	106	LMU	O3'-C3'-C4'	2.10	115.31	109.94
20	L	207	CLA	CMB-C2B-C3B	2.10	128.87	124.68
20	A	822	CLA	C1B-CHB-C4A	-2.10	126.04	130.04
20	B	824	CLA	CHB-C4A-NA	2.10	127.43	124.40
21	R	103	LMU	C1-O1'-C1'	-2.10	110.10	113.68
20	3	319	CLA	C2B-C3B-C4B	2.10	108.08	106.29
20	I	102	CLA	C1B-CHB-C4A	-2.09	126.05	130.04
20	L	201	CLA	CHB-C4A-NA	2.09	127.42	124.40
20	2	303	CLA	C2A-C1A-CHA	-2.09	120.23	123.87
20	B	833	CLA	C1D-ND-C4D	-2.09	104.84	106.31
20	L	203	CLA	O2A-CGA-O1A	-2.09	118.39	123.63
20	A	824	CLA	O1D-CGD-CBD	-2.09	120.39	124.52
20	A	838	CLA	C6-C5-C3	-2.09	108.37	113.47
20	F	205	CLA	O1D-CGD-CBD	-2.09	120.39	124.52
20	A	837	CLA	C1D-ND-C4D	-2.09	104.84	106.31
20	B	820	CLA	C3D-C4D-ND	2.09	113.39	109.99
20	L	209	CLA	CHA-C1A-NA	-2.09	121.65	126.39
20	3	316	CLA	CHD-C1D-ND	2.09	127.80	124.84
21	A	854	LMU	C6B-C5B-C4B	-2.09	107.88	113.02
20	B	810	CLA	O2A-CGA-CBA	2.09	118.21	111.83
20	L	202	CLA	CED-O2D-CGD	2.09	120.66	115.92
20	3	307	CLA	C2B-C3B-C4B	2.09	108.08	106.29
21	F	201	LMU	O1B-C4'-C3'	-2.09	101.92	107.23
20	A	811	CLA	O2A-CGA-CBA	2.09	118.20	111.83
20	A	828	CLA	O1D-CGD-CBD	-2.09	120.40	124.52
20	2	305	CLA	C1-O2A-CGA	2.09	121.70	116.65
21	R	105	LMU	C3'-C4'-C5'	2.09	115.55	110.93
20	F	205	CLA	C4A-NA-C1A	2.08	107.63	106.68
20	B	839	CLA	CED-O2D-CGD	2.08	120.64	115.92
21	R	104	LMU	C1-O1'-C1'	2.08	117.23	113.68
20	B	838	CLA	CBA-CAA-C2A	2.08	119.98	113.79
20	4	311	CLA	CBC-CAC-C3C	-2.08	106.78	112.42
20	B	825	CLA	C7-C6-C5	-2.08	107.72	113.26
20	2	301	CLA	CHD-C1D-ND	2.08	127.78	124.84
21	B	802	LMU	O4'-C4B-C3B	2.08	115.28	110.38
20	G	102	CLA	C6-C5-C3	-2.08	103.84	113.70
20	B	839	CLA	CMA-C3A-C4A	-2.08	106.19	111.77
20	L	207	CLA	CAA-CBA-CGA	-2.08	107.31	113.21
20	R	108	CLA	CHB-C4A-NA	2.08	127.40	124.40
20	1	214	CLA	CHB-C4A-NA	2.08	127.38	124.43
21	K	106	LMU	C6-C5-C4	-2.08	103.87	114.37
20	A	835	CLA	CMB-C2B-C3B	2.08	128.83	124.68

Continued on next page...

Continued from previous page...

Mol	Chain	Res	Type	Atoms	Z	Observed(°)	Ideal(°)
21	B	847	LMU	O2'-C2'-C3'	-2.08	105.48	110.38
22	F	203	BCR	C8-C9-C10	-2.07	115.75	119.01
20	1	215	CLA	C2D-C1D-ND	-2.07	108.07	110.13
21	R	104	LMU	C1'-C2'-C3'	2.07	114.37	110.01
20	4	308	CLA	C2A-C1A-NA	2.07	115.29	110.21
20	A	826	CLA	C3A-C2A-C1A	2.07	104.44	101.34
21	2	320	LMU	C1B-O1B-C4'	2.07	122.89	117.98
20	A	801	CLA	CMA-C3A-C2A	2.07	122.00	113.98
20	A	834	CLA	CMA-C3A-C2A	-2.07	105.97	113.98
20	L	209	CLA	CMB-C2B-C3B	2.07	128.82	124.68
23	A	842	PQN	C12-C11-C3	-2.07	106.98	112.08
22	A	847	BCR	C35-C13-C14	-2.07	119.47	122.82
21	B	847	LMU	O2'-C2'-C1'	-2.07	105.15	110.08
20	A	827	CLA	C2A-C1A-CHA	-2.07	120.28	123.87
20	B	815	CLA	C1-C2-C3	-2.07	122.81	126.20
20	4	305	CLA	C3A-C2A-C1A	2.07	104.43	101.34
21	1	220	LMU	O3B-C3B-C4B	-2.06	105.51	110.38
20	1	210	CLA	C3B-C4B-NB	2.06	111.88	109.21
20	L	209	CLA	CHB-C4A-NA	2.06	127.38	124.40
20	A	839	CLA	CAC-C3C-C2C	2.06	131.35	127.56
20	A	821	CLA	CMA-C3A-C2A	-2.06	106.00	113.98
20	H	101	CLA	C3C-C4C-NC	-2.06	107.79	110.43
20	4	306	CLA	CMD-C2D-C1D	2.06	128.36	124.73
20	B	828	CLA	CMB-C2B-C3B	2.06	128.80	124.68
20	A	822	CLA	CMA-C3A-C4A	-2.06	106.23	111.77
20	K	108	CLA	C4A-NA-C1A	2.06	107.62	106.68
20	2	312	CLA	C1B-CHB-C4A	-2.06	126.11	130.04
21	A	849	LMU	C1'-C2'-C3'	2.06	114.34	110.01
20	G	102	CLA	C1D-ND-C4D	-2.06	104.87	106.31
20	A	851	CLA	CMA-C3A-C4A	-2.06	106.24	111.77
20	H	101	CLA	C3D-C4D-ND	2.06	113.33	109.99
20	4	314	CLA	C1B-CHB-C4A	-2.06	126.12	130.04
20	H	101	CLA	CBC-CAC-C3C	-2.06	106.84	112.42
20	B	850	CLA	CHC-C1C-C2C	-2.06	121.11	126.94
20	B	817	CLA	CMB-C2B-C3B	2.06	128.79	124.68
21	E	101	LMU	O2'-C2'-C3'	-2.06	105.53	110.38
20	A	837	CLA	C2A-C1A-CHA	-2.06	120.30	123.87
20	1	205	CLA	C2B-C3B-C4B	2.06	108.05	106.29
22	B	845	BCR	C4-C5-C6	-2.05	119.93	122.70
20	3	302	CLA	C3D-C4D-ND	2.05	113.32	109.99
20	A	831	CLA	C3D-C4D-ND	2.05	113.32	109.99
20	B	809	CLA	C3D-C4D-ND	2.05	113.32	109.99

Continued on next page...

Continued from previous page...

Mol	Chain	Res	Type	Atoms	Z	Observed(°)	Ideal(°)
21	A	849	LMU	C1B-C2B-C3B	2.05	114.33	110.01
20	1	209	CLA	C1D-ND-C4D	-2.05	104.87	106.31
20	B	849	CLA	C1D-ND-C4D	-2.05	104.87	106.31
20	A	836	CLA	CAA-C2A-C1A	2.05	118.70	111.97
20	A	834	CLA	C1B-CHB-C4A	-2.05	126.13	130.04
20	A	810	CLA	CAA-C2A-C1A	-2.05	105.25	111.97
20	A	811	CLA	C2D-C1D-ND	-2.05	108.10	110.13
20	A	832	CLA	CED-O2D-CGD	2.05	120.57	115.92
20	4	311	CLA	C1-C2-C3	2.05	129.56	126.20
20	3	305	CLA	C3D-C4D-ND	2.05	112.30	109.50
20	A	836	CLA	CAC-C3C-C4C	2.05	127.46	124.79
21	2	318	LMU	O6B-C6B-C5B	2.05	118.31	111.33
20	1	207	CLA	C1B-CHB-C4A	-2.05	126.13	130.04
20	B	813	CLA	CAA-C2A-C3A	-2.05	107.47	113.00
20	2	308	CLA	O1D-CGD-CBD	-2.05	120.48	124.52
21	R	105	LMU	C1'-O5'-C5'	-2.05	109.72	113.72
20	1	207	CLA	CAC-C3C-C4C	2.05	127.45	124.79
20	B	830	CLA	C3D-C4D-ND	2.05	113.31	109.99
22	A	846	BCR	C35-C13-C14	-2.05	119.50	122.82
20	B	817	CLA	CHB-C4A-NA	2.04	127.35	124.40
22	B	843	BCR	C4-C5-C6	-2.04	119.94	122.70
20	2	305	CLA	C3D-C4D-ND	2.04	113.31	109.99
21	A	849	LMU	C4B-C3B-C2B	-2.04	107.24	110.83
21	F	201	LMU	O5'-C5'-C4'	-2.04	105.50	109.72
20	4	304	CLA	CAC-C3C-C4C	2.04	127.45	124.79
22	3	314	BCR	C39-C30-C25	-2.04	107.04	110.24
20	A	834	CLA	C1D-ND-C4D	-2.04	104.88	106.31
20	J	103	CLA	C1D-ND-C4D	-2.04	104.88	106.31
20	B	837	CLA	CHB-C4A-NA	2.04	127.35	124.40
20	A	851	CLA	C4A-NA-C1A	2.04	107.61	106.68
20	B	817	CLA	CAA-C2A-C3A	-2.04	107.49	113.00
20	B	811	CLA	CBC-CAC-C3C	-2.04	106.90	112.42
20	1	206	CLA	C3D-C4D-ND	2.04	113.30	109.99
20	3	301	CLA	C2A-C1A-CHA	-2.04	120.33	123.86
20	H	109	CLA	C2D-C1D-ND	-2.04	108.11	110.13
20	B	850	CLA	CAC-C3C-C2C	-2.04	123.82	127.56
20	B	837	CLA	C4A-NA-C1A	2.03	107.61	106.68
20	H	103	CLA	CMB-C2B-C1B	2.03	131.44	128.46
20	4	302	CLA	O1D-CGD-CBD	-2.03	120.51	124.52
21	N	101	LMU	O1B-C4'-C5'	2.03	114.81	109.48
20	3	302	CLA	CAA-C2A-C3A	-2.03	107.51	113.00
20	3	302	CLA	C3B-C4B-NB	2.03	111.83	109.21

Continued on next page...

Continued from previous page...

Mol	Chain	Res	Type	Atoms	Z	Observed(°)	Ideal(°)
20	A	818	CLA	C3A-C2A-C1A	2.03	104.38	101.34
22	I	103	BCR	C36-C18-C19	-2.03	114.99	118.09
22	B	842	BCR	C27-C26-C25	-2.03	119.96	122.70
20	A	829	CLA	CAC-C3C-C2C	-2.03	123.83	127.56
20	J	101	CLA	O1D-CGD-CBD	-2.03	120.52	124.52
20	B	806	CLA	C3C-C4C-NC	-2.03	107.83	110.43
20	4	303	CLA	CMC-C2C-C1C	2.03	128.20	125.03
25	B	848	LMG	O7-C10-O9	-2.03	118.96	123.70
22	B	844	BCR	C33-C5-C4	2.03	117.92	113.60
21	H	107	LMU	C1B-C2B-C3B	-2.03	105.75	110.01
22	3	314	BCR	C20-C19-C18	-2.03	120.81	126.36
21	R	103	LMU	O5B-C5B-C6B	2.03	111.46	106.44
21	K	104	LMU	C3-C2-C1	-2.03	104.66	113.47
20	B	823	CLA	O1D-CGD-CBD	-2.03	120.52	124.52
20	A	809	CLA	CMA-C3A-C4A	2.02	117.21	111.77
20	A	834	CLA	CGD-CBD-CAD	-2.02	104.30	110.85
21	1	213	LMU	C1B-C2B-C3B	-2.02	105.75	110.01
20	3	306	CLA	C2B-C3B-C4B	2.02	108.02	106.29
20	L	201	CLA	C3A-C2A-C1A	-2.02	98.31	101.34
22	B	845	BCR	C37-C22-C21	-2.02	119.54	122.82
20	B	850	CLA	C1B-CHB-C4A	-2.02	126.18	130.04
20	B	836	CLA	C2A-C1A-CHA	-2.02	120.36	123.87
20	A	822	CLA	C4A-NA-C1A	2.02	107.60	106.68
20	B	819	CLA	C1-O2A-CGA	2.02	122.54	116.07
20	B	834	CLA	C3D-C4D-ND	2.02	113.27	109.99
22	B	843	BCR	C27-C26-C25	-2.02	119.97	122.70
20	B	810	CLA	C6-C5-C3	2.02	118.39	113.47
20	A	831	CLA	CGD-CBD-CAD	-2.02	104.31	110.85
20	3	318	CLA	CED-O2D-CGD	2.02	120.50	115.92
20	A	802	CLA	C1C-NC-C4C	2.02	107.60	106.68
20	B	812	CLA	CAA-C2A-C3A	-2.02	107.54	113.00
20	2	307	CLA	C3D-C2D-C1D	2.02	108.58	105.83
22	I	103	BCR	C32-C1-C31	2.02	114.41	108.63
20	B	806	CLA	C4-C3-C5	2.02	118.73	115.23
20	2	304	CLA	C3D-C2D-C1D	2.02	109.80	107.35
20	3	319	CLA	CHD-C1D-ND	2.02	127.69	124.84
20	A	828	CLA	C6-C7-C8	-2.02	109.26	115.97
20	A	809	CLA	CHB-C4A-NA	2.02	127.31	124.40
20	J	103	CLA	C1B-CHB-C4A	-2.02	126.19	130.04
20	B	828	CLA	CAC-C3C-C2C	-2.02	123.86	127.56
23	B	841	PQN	C11-C3-C4	2.02	120.70	118.58
20	3	306	CLA	C1D-ND-C4D	-2.02	104.90	106.31

Continued on next page...

Continued from previous page...

Mol	Chain	Res	Type	Atoms	Z	Observed(°)	Ideal(°)
21	L	205	LMU	O2B-C2B-C1B	-2.02	105.27	110.08
20	4	313	CLA	C3D-C2D-C1D	2.01	109.79	107.35
20	A	833	CLA	CAA-CBA-CGA	-2.01	107.12	112.49
20	A	806	CLA	C3D-C4D-ND	2.01	113.26	109.99
21	E	101	LMU	C4-C3-C2	-2.01	104.20	114.37
20	4	313	CLA	C2C-C1C-CHC	-2.01	120.57	125.84
20	A	818	CLA	C6-C7-C8	-2.01	109.28	115.97
20	B	820	CLA	C2D-C1D-ND	-2.01	108.14	110.13
20	1	205	CLA	C1D-ND-C4D	-2.01	104.90	106.31
21	B	847	LMU	O1B-C4'-C3'	-2.01	102.12	107.23
20	4	311	CLA	C1-O2A-CGA	2.01	121.51	116.65
20	A	836	CLA	O2A-C1-C2	2.01	115.60	108.40
20	B	816	CLA	C1D-ND-C4D	-2.01	104.90	106.31
20	B	836	CLA	CAC-C3C-C4C	2.01	127.40	124.79
20	A	819	CLA	O2A-CGA-CBA	2.01	117.96	111.83
20	B	839	CLA	CAC-C3C-C4C	2.01	127.40	124.79
21	A	855	LMU	O3'-C3'-C4'	2.01	115.08	109.94
20	B	803	CLA	C3B-C4B-NB	-2.01	106.62	109.21
20	A	828	CLA	CAC-C3C-C4C	2.00	127.40	124.79
20	2	302	CLA	O1D-CGD-CBD	-2.00	120.57	124.52
20	F	205	CLA	C2A-C1A-NA	2.00	115.12	110.21
20	A	839	CLA	CHA-C4D-ND	2.00	136.68	132.55
20	4	316	CLA	O2A-CGA-CBA	2.00	119.71	112.14
20	2	302	CLA	CED-O2D-CGD	2.00	120.46	115.92
20	A	835	CLA	C1D-ND-C4D	-2.00	104.91	106.31
23	B	841	PQN	C14-C13-C12	-2.00	118.49	123.63
20	H	103	CLA	O1D-CGD-CBD	-2.00	120.57	124.52
20	B	811	CLA	CMA-C3A-C4A	-2.00	106.39	111.77
20	B	805	CLA	C3C-C4C-NC	-2.00	107.87	110.43
21	4	321	LMU	C1'-O5'-C5'	2.00	117.63	113.72

All (264) chirality outliers are listed below:

Mol	Chain	Res	Type	Atom
20	1	201	CLA	ND
20	1	202	CLA	C8
20	1	202	CLA	ND
20	1	203	CLA	ND
20	1	204	CLA	ND
20	1	205	CLA	ND
20	1	206	CLA	C8
20	1	206	CLA	ND

Continued on next page...

Continued from previous page...

Mol	Chain	Res	Type	Atom
20	1	207	CLA	ND
20	1	207	CLA	C2A
20	1	208	CLA	ND
20	1	209	CLA	ND
20	1	210	CLA	CBD
20	1	210	CLA	ND
20	1	211	CLA	ND
20	1	212	CLA	ND
20	1	214	CLA	ND
20	1	215	CLA	C8
20	1	215	CLA	ND
20	1	216	CLA	ND
20	2	301	CLA	ND
20	2	302	CLA	ND
20	2	303	CLA	C8
20	2	303	CLA	ND
20	2	304	CLA	ND
20	2	305	CLA	ND
20	2	306	CLA	ND
20	2	307	CLA	C8
20	2	307	CLA	ND
20	2	308	CLA	C8
20	2	308	CLA	ND
20	2	309	CLA	ND
20	2	310	CLA	ND
20	2	311	CLA	ND
20	2	312	CLA	ND
20	2	315	CLA	ND
20	2	316	CLA	C8
20	2	316	CLA	ND
20	2	322	CLA	C8
20	2	322	CLA	ND
20	3	301	CLA	ND
20	3	302	CLA	ND
20	3	303	CLA	ND
20	3	304	CLA	ND
20	3	305	CLA	ND
20	3	306	CLA	ND
20	3	307	CLA	ND
20	3	308	CLA	ND
20	3	309	CLA	ND
20	3	310	CLA	ND

Continued on next page...

Continued from previous page...

Mol	Chain	Res	Type	Atom
20	3	311	CLA	C8
20	3	311	CLA	ND
20	3	312	CLA	ND
20	3	313	CLA	C8
20	3	313	CLA	ND
20	3	316	CLA	ND
20	3	317	CLA	ND
20	3	318	CLA	C8
20	3	318	CLA	ND
20	3	319	CLA	ND
20	3	320	CLA	ND
20	4	302	CLA	C8
20	4	302	CLA	ND
20	4	303	CLA	ND
20	4	304	CLA	C8
20	4	304	CLA	CBD
20	4	304	CLA	ND
20	4	305	CLA	C8
20	4	305	CLA	ND
20	4	306	CLA	ND
20	4	307	CLA	ND
20	4	307	CLA	C2A
20	4	308	CLA	ND
20	4	309	CLA	ND
20	4	310	CLA	ND
20	4	311	CLA	C8
20	4	311	CLA	ND
20	4	312	CLA	ND
20	4	313	CLA	ND
20	4	314	CLA	ND
20	4	315	CLA	ND
20	4	316	CLA	ND
20	4	318	CLA	ND
20	4	319	CLA	ND
20	A	801	CLA	ND
20	A	801	CLA	CBD
20	A	801	CLA	C2A
20	A	802	CLA	ND
20	A	803	CLA	ND
20	A	804	CLA	C8
20	A	804	CLA	ND
20	A	805	CLA	C8

Continued on next page...

Continued from previous page...

Mol	Chain	Res	Type	Atom
20	A	805	CLA	ND
20	A	806	CLA	C8
20	A	806	CLA	ND
20	A	807	CLA	ND
20	A	808	CLA	C8
20	A	808	CLA	ND
20	A	809	CLA	ND
20	A	810	CLA	ND
20	A	811	CLA	C8
20	A	811	CLA	ND
20	A	812	CLA	ND
20	A	813	CLA	ND
20	A	814	CLA	ND
20	A	815	CLA	ND
20	A	816	CLA	ND
20	A	817	CLA	ND
20	A	818	CLA	C8
20	A	818	CLA	ND
20	A	819	CLA	C8
20	A	819	CLA	ND
20	A	820	CLA	ND
20	A	821	CLA	ND
20	A	822	CLA	C8
20	A	822	CLA	ND
20	A	823	CLA	C8
20	A	823	CLA	ND
20	A	824	CLA	C8
20	A	824	CLA	ND
20	A	825	CLA	C8
20	A	825	CLA	ND
20	A	826	CLA	C8
20	A	826	CLA	ND
20	A	827	CLA	C8
20	A	827	CLA	ND
20	A	828	CLA	C8
20	A	828	CLA	ND
20	A	829	CLA	ND
20	A	830	CLA	C8
20	A	830	CLA	ND
20	A	831	CLA	C8
20	A	831	CLA	ND
20	A	832	CLA	ND

Continued on next page...

Continued from previous page...

Mol	Chain	Res	Type	Atom
20	A	833	CLA	ND
20	A	834	CLA	ND
20	A	835	CLA	C8
20	A	835	CLA	ND
20	A	836	CLA	ND
20	A	837	CLA	ND
20	A	838	CLA	C8
20	A	838	CLA	ND
20	A	839	CLA	ND
20	A	839	CLA	C2A
20	A	840	CLA	ND
20	A	841	CLA	C8
20	A	841	CLA	ND
20	A	850	CLA	C8
20	A	850	CLA	ND
20	A	851	CLA	C8
20	A	851	CLA	ND
20	A	852	CLA	C8
20	A	852	CLA	ND
20	B	803	CLA	C8
20	B	803	CLA	ND
20	B	804	CLA	ND
20	B	805	CLA	C8
20	B	805	CLA	ND
20	B	806	CLA	C8
20	B	806	CLA	ND
20	B	807	CLA	C8
20	B	807	CLA	ND
20	B	808	CLA	C8
20	B	808	CLA	ND
20	B	809	CLA	C8
20	B	809	CLA	ND
20	B	810	CLA	C8
20	B	810	CLA	ND
20	B	811	CLA	C8
20	B	811	CLA	ND
20	B	812	CLA	C8
20	B	812	CLA	ND
20	B	813	CLA	C8
20	B	813	CLA	ND
20	B	814	CLA	ND
20	B	815	CLA	C8

Continued on next page...

Continued from previous page...

Mol	Chain	Res	Type	Atom
20	B	815	CLA	ND
20	B	816	CLA	C8
20	B	816	CLA	ND
20	B	817	CLA	C8
20	B	817	CLA	ND
20	B	818	CLA	ND
20	B	819	CLA	ND
20	B	820	CLA	C8
20	B	820	CLA	ND
20	B	821	CLA	ND
20	B	822	CLA	ND
20	B	823	CLA	C8
20	B	823	CLA	ND
20	B	824	CLA	C8
20	B	824	CLA	ND
20	B	825	CLA	C8
20	B	825	CLA	ND
20	B	826	CLA	C8
20	B	826	CLA	ND
20	B	827	CLA	C8
20	B	827	CLA	ND
20	B	828	CLA	ND
20	B	829	CLA	ND
20	B	830	CLA	C8
20	B	830	CLA	ND
20	B	831	CLA	ND
20	B	832	CLA	ND
20	B	833	CLA	ND
20	B	834	CLA	ND
20	B	835	CLA	C8
20	B	835	CLA	ND
20	B	836	CLA	C8
20	B	836	CLA	ND
20	B	837	CLA	ND
20	B	838	CLA	C8
20	B	838	CLA	ND
20	B	839	CLA	C8
20	B	839	CLA	ND
20	B	840	CLA	ND
20	B	849	CLA	C8
20	B	849	CLA	ND
20	B	850	CLA	C8

Continued on next page...

Continued from previous page...

Mol	Chain	Res	Type	Atom
20	B	850	CLA	ND
20	B	851	CLA	C8
20	B	851	CLA	ND
20	F	204	CLA	ND
20	F	205	CLA	ND
20	F	206	CLA	C3A
20	F	206	CLA	CBD
20	F	206	CLA	ND
20	F	206	CLA	C2A
20	G	102	CLA	ND
20	H	101	CLA	C8
20	H	101	CLA	ND
20	H	102	CLA	C8
20	H	102	CLA	ND
20	H	103	CLA	C8
20	H	103	CLA	ND
20	H	109	CLA	C8
20	H	109	CLA	ND
20	I	102	CLA	C8
20	I	102	CLA	ND
20	J	101	CLA	ND
20	J	103	CLA	C8
20	J	103	CLA	ND
20	K	101	CLA	ND
20	K	102	CLA	ND
20	K	103	CLA	C8
20	K	103	CLA	ND
20	K	108	CLA	ND
20	L	201	CLA	C3A
20	L	201	CLA	ND
20	L	201	CLA	C2A
20	L	202	CLA	C8
20	L	202	CLA	ND
20	L	203	CLA	C8
20	L	203	CLA	ND
20	L	207	CLA	ND
20	L	208	CLA	ND
20	L	209	CLA	CBD
20	L	209	CLA	ND
20	R	107	CLA	C8
20	R	107	CLA	ND
20	R	108	CLA	C8

Continued on next page...

Continued from previous page...

Mol	Chain	Res	Type	Atom
20	R	108	CLA	ND
21	R	101	LMU	C2B
23	A	842	PQN	C23
23	B	841	PQN	C23

All (2663) torsion outliers are listed below:

Mol	Chain	Res	Type	Atoms
20	1	201	CLA	C1A-C2A-CAA-CBA
20	1	201	CLA	C3A-C2A-CAA-CBA
20	1	201	CLA	CBA-CGA-O2A-C1
20	1	201	CLA	CHA-CBD-CGD-O1D
20	1	201	CLA	CHA-CBD-CGD-O2D
20	1	202	CLA	CHA-CBD-CGD-O1D
20	1	202	CLA	CHA-CBD-CGD-O2D
20	1	202	CLA	CBD-CGD-O2D-CED
20	1	204	CLA	C1A-C2A-CAA-CBA
20	1	204	CLA	CBD-CGD-O2D-CED
20	1	204	CLA	O1D-CGD-O2D-CED
20	1	206	CLA	C1A-C2A-CAA-CBA
20	1	206	CLA	C2C-C3C-CAC-CBC
20	1	206	CLA	C4C-C3C-CAC-CBC
20	1	206	CLA	CHA-CBD-CGD-O1D
20	1	206	CLA	CHA-CBD-CGD-O2D
20	1	207	CLA	C2-C3-C5-C6
20	1	207	CLA	C4-C3-C5-C6
20	1	210	CLA	CBD-CGD-O2D-CED
20	1	210	CLA	C2-C3-C5-C6
20	1	210	CLA	C4-C3-C5-C6
20	1	215	CLA	CBA-CGA-O2A-C1
20	1	215	CLA	O1A-CGA-O2A-C1
20	1	215	CLA	C2C-C3C-CAC-CBC
20	1	215	CLA	C4C-C3C-CAC-CBC
20	1	215	CLA	CHA-CBD-CGD-O1D
20	1	215	CLA	CHA-CBD-CGD-O2D
20	1	215	CLA	CBD-CGD-O2D-CED
20	1	215	CLA	O1D-CGD-O2D-CED
20	1	215	CLA	O2A-C1-C2-C3
20	1	215	CLA	C11-C12-C13-C14
20	2	302	CLA	C1A-C2A-CAA-CBA
20	2	302	CLA	C3A-C2A-CAA-CBA
20	2	302	CLA	O2A-C1-C2-C3

Continued on next page...

Continued from previous page...

Mol	Chain	Res	Type	Atoms
20	2	303	CLA	C1A-C2A-CAA-CBA
20	2	303	CLA	C3A-C2A-CAA-CBA
20	2	303	CLA	CAD-CBD-CGD-O1D
20	2	303	CLA	CAD-CBD-CGD-O2D
20	2	305	CLA	C2-C1-O2A-CGA
20	2	307	CLA	C1A-C2A-CAA-CBA
20	2	307	CLA	CBD-CGD-O2D-CED
20	2	308	CLA	CBA-CGA-O2A-C1
20	2	308	CLA	O1A-CGA-O2A-C1
20	2	312	CLA	CBA-CGA-O2A-C1
20	2	312	CLA	O1A-CGA-O2A-C1
20	2	316	CLA	C2-C1-O2A-CGA
20	2	316	CLA	CHA-CBD-CGD-O1D
20	2	316	CLA	CHA-CBD-CGD-O2D
20	2	316	CLA	CBD-CGD-O2D-CED
20	2	316	CLA	C14-C13-C15-C16
20	2	322	CLA	C1A-C2A-CAA-CBA
20	2	322	CLA	C3A-C2A-CAA-CBA
20	2	322	CLA	CAD-CBD-CGD-O1D
20	2	322	CLA	CAD-CBD-CGD-O2D
20	2	322	CLA	CBD-CGD-O2D-CED
20	3	308	CLA	C1A-C2A-CAA-CBA
20	3	311	CLA	C1A-C2A-CAA-CBA
20	3	311	CLA	C3A-C2A-CAA-CBA
20	3	311	CLA	CAD-CBD-CGD-O1D
20	3	311	CLA	CAD-CBD-CGD-O2D
20	3	313	CLA	CBD-CGD-O2D-CED
20	3	317	CLA	C1A-C2A-CAA-CBA
20	3	318	CLA	CHA-CBD-CGD-O1D
20	3	318	CLA	CHA-CBD-CGD-O2D
20	4	302	CLA	C2C-C3C-CAC-CBC
20	4	302	CLA	C4C-C3C-CAC-CBC
20	4	302	CLA	C4-C3-C5-C6
20	4	304	CLA	C1A-C2A-CAA-CBA
20	4	304	CLA	C3A-C2A-CAA-CBA
20	4	305	CLA	CHA-CBD-CGD-O1D
20	4	305	CLA	CHA-CBD-CGD-O2D
20	4	306	CLA	CBD-CGD-O2D-CED
20	4	311	CLA	CBD-CGD-O2D-CED
20	4	316	CLA	C1A-C2A-CAA-CBA
20	4	318	CLA	C1A-C2A-CAA-CBA
20	4	319	CLA	CHA-CBD-CGD-O1D

Continued on next page...

Continued from previous page...

Mol	Chain	Res	Type	Atoms
20	4	319	CLA	CHA-CBD-CGD-O2D
20	4	319	CLA	CBD-CGD-O2D-CED
20	A	801	CLA	CAD-CBD-CGD-O1D
20	A	801	CLA	CAD-CBD-CGD-O2D
20	A	801	CLA	CBD-CGD-O2D-CED
20	A	804	CLA	C3A-C2A-CAA-CBA
20	A	804	CLA	CBA-CGA-O2A-C1
20	A	804	CLA	O1A-CGA-O2A-C1
20	A	805	CLA	C1A-C2A-CAA-CBA
20	A	805	CLA	C3A-C2A-CAA-CBA
20	A	806	CLA	CBA-CGA-O2A-C1
20	A	806	CLA	O1A-CGA-O2A-C1
20	A	806	CLA	CBD-CGD-O2D-CED
20	A	807	CLA	CBD-CGD-O2D-CED
20	A	808	CLA	C1A-C2A-CAA-CBA
20	A	808	CLA	C3A-C2A-CAA-CBA
20	A	808	CLA	CHA-CBD-CGD-O1D
20	A	808	CLA	CHA-CBD-CGD-O2D
20	A	809	CLA	C1A-C2A-CAA-CBA
20	A	810	CLA	CBD-CGD-O2D-CED
20	A	811	CLA	CBD-CGD-O2D-CED
20	A	813	CLA	C1A-C2A-CAA-CBA
20	A	813	CLA	C3A-C2A-CAA-CBA
20	A	813	CLA	CBD-CGD-O2D-CED
20	A	814	CLA	C1A-C2A-CAA-CBA
20	A	815	CLA	C1A-C2A-CAA-CBA
20	A	815	CLA	C3A-C2A-CAA-CBA
20	A	815	CLA	CBA-CGA-O2A-C1
20	A	815	CLA	O1A-CGA-O2A-C1
20	A	815	CLA	CBD-CGD-O2D-CED
20	A	816	CLA	CBA-CGA-O2A-C1
20	A	816	CLA	O1A-CGA-O2A-C1
20	A	816	CLA	CBD-CGD-O2D-CED
20	A	817	CLA	C1A-C2A-CAA-CBA
20	A	817	CLA	C3A-C2A-CAA-CBA
20	A	817	CLA	O1A-CGA-O2A-C1
20	A	817	CLA	CBD-CGD-O2D-CED
20	A	818	CLA	C1A-C2A-CAA-CBA
20	A	818	CLA	C3A-C2A-CAA-CBA
20	A	818	CLA	CBA-CGA-O2A-C1
20	A	818	CLA	O1A-CGA-O2A-C1
20	A	818	CLA	CAD-CBD-CGD-O1D

Continued on next page...

Continued from previous page...

Mol	Chain	Res	Type	Atoms
20	A	818	CLA	CAD-CBD-CGD-O2D
20	A	818	CLA	CBD-CGD-O2D-CED
20	A	820	CLA	C1A-C2A-CAA-CBA
20	A	820	CLA	CAD-CBD-CGD-O1D
20	A	820	CLA	CAD-CBD-CGD-O2D
20	A	821	CLA	C1A-C2A-CAA-CBA
20	A	821	CLA	C3A-C2A-CAA-CBA
20	A	822	CLA	C1A-C2A-CAA-CBA
20	A	824	CLA	C2-C1-O2A-CGA
20	A	824	CLA	C2C-C3C-CAC-CBC
20	A	824	CLA	C4C-C3C-CAC-CBC
20	A	824	CLA	CBD-CGD-O2D-CED
20	A	825	CLA	C1A-C2A-CAA-CBA
20	A	825	CLA	O2A-C1-C2-C3
20	A	828	CLA	C1A-C2A-CAA-CBA
20	A	828	CLA	C3A-C2A-CAA-CBA
20	A	828	CLA	CHA-CBD-CGD-O1D
20	A	828	CLA	CHA-CBD-CGD-O2D
20	A	828	CLA	CBD-CGD-O2D-CED
20	A	830	CLA	CBD-CGD-O2D-CED
20	A	831	CLA	CHA-CBD-CGD-O1D
20	A	831	CLA	CHA-CBD-CGD-O2D
20	A	832	CLA	C1A-C2A-CAA-CBA
20	A	832	CLA	C3A-C2A-CAA-CBA
20	A	832	CLA	CAD-CBD-CGD-O1D
20	A	832	CLA	CAD-CBD-CGD-O2D
20	A	833	CLA	C1A-C2A-CAA-CBA
20	A	833	CLA	C3A-C2A-CAA-CBA
20	A	834	CLA	C1A-C2A-CAA-CBA
20	A	834	CLA	CBD-CGD-O2D-CED
20	A	835	CLA	CAD-CBD-CGD-O2D
20	A	837	CLA	CBD-CGD-O2D-CED
20	A	838	CLA	C1A-C2A-CAA-CBA
20	A	838	CLA	C3A-C2A-CAA-CBA
20	A	839	CLA	C1A-C2A-CAA-CBA
20	A	839	CLA	C2C-C3C-CAC-CBC
20	A	839	CLA	C4C-C3C-CAC-CBC
20	A	839	CLA	C2-C3-C5-C6
20	A	839	CLA	C4-C3-C5-C6
20	A	840	CLA	C3A-C2A-CAA-CBA
20	A	840	CLA	CBD-CGD-O2D-CED
20	A	840	CLA	O1D-CGD-O2D-CED

Continued on next page...

Continued from previous page...

Mol	Chain	Res	Type	Atoms
20	A	850	CLA	C3A-C2A-CAA-CBA
20	A	850	CLA	CBA-CGA-O2A-C1
20	A	851	CLA	CBD-CGD-O2D-CED
20	A	851	CLA	O1D-CGD-O2D-CED
20	A	851	CLA	C6-C7-C8-C9
20	B	804	CLA	C1A-C2A-CAA-CBA
20	B	804	CLA	C3A-C2A-CAA-CBA
20	B	805	CLA	C1A-C2A-CAA-CBA
20	B	805	CLA	C2-C1-O2A-CGA
20	B	805	CLA	CAD-CBD-CGD-O1D
20	B	805	CLA	CAD-CBD-CGD-O2D
20	B	806	CLA	CBD-CGD-O2D-CED
20	B	807	CLA	CHA-CBD-CGD-O2D
20	B	807	CLA	C11-C10-C8-C9
20	B	807	CLA	C12-C13-C15-C16
20	B	808	CLA	C1A-C2A-CAA-CBA
20	B	809	CLA	C1A-C2A-CAA-CBA
20	B	809	CLA	C3A-C2A-CAA-CBA
20	B	809	CLA	CBA-CGA-O2A-C1
20	B	809	CLA	O1A-CGA-O2A-C1
20	B	811	CLA	CAD-CBD-CGD-O1D
20	B	811	CLA	CAD-CBD-CGD-O2D
20	B	812	CLA	C1A-C2A-CAA-CBA
20	B	812	CLA	C3A-C2A-CAA-CBA
20	B	813	CLA	C1A-C2A-CAA-CBA
20	B	813	CLA	CAD-CBD-CGD-O1D
20	B	813	CLA	CAD-CBD-CGD-O2D
20	B	814	CLA	C3A-C2A-CAA-CBA
20	B	814	CLA	C2C-C3C-CAC-CBC
20	B	814	CLA	C4C-C3C-CAC-CBC
20	B	814	CLA	CBD-CGD-O2D-CED
20	B	815	CLA	C1A-C2A-CAA-CBA
20	B	815	CLA	C3A-C2A-CAA-CBA
20	B	815	CLA	CBD-CGD-O2D-CED
20	B	816	CLA	C1A-C2A-CAA-CBA
20	B	816	CLA	C3A-C2A-CAA-CBA
20	B	817	CLA	C1A-C2A-CAA-CBA
20	B	817	CLA	C3A-C2A-CAA-CBA
20	B	817	CLA	CHA-CBD-CGD-O1D
20	B	817	CLA	CHA-CBD-CGD-O2D
20	B	817	CLA	CBD-CGD-O2D-CED
20	B	818	CLA	CBD-CGD-O2D-CED

Continued on next page...

Continued from previous page...

Mol	Chain	Res	Type	Atoms
20	B	818	CLA	O1D-CGD-O2D-CED
20	B	819	CLA	CHA-CBD-CGD-O1D
20	B	819	CLA	CHA-CBD-CGD-O2D
20	B	819	CLA	CBD-CGD-O2D-CED
20	B	820	CLA	C1A-C2A-CAA-CBA
20	B	820	CLA	C3A-C2A-CAA-CBA
20	B	821	CLA	CBA-CGA-O2A-C1
20	B	821	CLA	O1A-CGA-O2A-C1
20	B	821	CLA	CBD-CGD-O2D-CED
20	B	821	CLA	C6-C7-C8-C9
20	B	823	CLA	C1A-C2A-CAA-CBA
20	B	823	CLA	C3A-C2A-CAA-CBA
20	B	823	CLA	C2C-C3C-CAC-CBC
20	B	823	CLA	C4C-C3C-CAC-CBC
20	B	823	CLA	CBD-CGD-O2D-CED
20	B	823	CLA	C11-C10-C8-C9
20	B	824	CLA	C1A-C2A-CAA-CBA
20	B	824	CLA	C3A-C2A-CAA-CBA
20	B	825	CLA	C3A-C2A-CAA-CBA
20	B	825	CLA	CBD-CGD-O2D-CED
20	B	826	CLA	C3A-C2A-CAA-CBA
20	B	827	CLA	CAD-CBD-CGD-O1D
20	B	827	CLA	CAD-CBD-CGD-O2D
20	B	828	CLA	C1A-C2A-CAA-CBA
20	B	828	CLA	C3A-C2A-CAA-CBA
20	B	828	CLA	CBD-CGD-O2D-CED
20	B	828	CLA	O1D-CGD-O2D-CED
20	B	829	CLA	C1A-C2A-CAA-CBA
20	B	829	CLA	C2C-C3C-CAC-CBC
20	B	829	CLA	C4C-C3C-CAC-CBC
20	B	829	CLA	CHA-CBD-CGD-O1D
20	B	829	CLA	CHA-CBD-CGD-O2D
20	B	830	CLA	C1A-C2A-CAA-CBA
20	B	831	CLA	C1A-C2A-CAA-CBA
20	B	831	CLA	C3A-C2A-CAA-CBA
20	B	831	CLA	CBD-CGD-O2D-CED
20	B	832	CLA	C1A-C2A-CAA-CBA
20	B	832	CLA	C3A-C2A-CAA-CBA
20	B	832	CLA	CAD-CBD-CGD-O1D
20	B	832	CLA	CAD-CBD-CGD-O2D
20	B	832	CLA	CBD-CGD-O2D-CED
20	B	833	CLA	CBD-CGD-O2D-CED

Continued on next page...

Continued from previous page...

Mol	Chain	Res	Type	Atoms
20	B	834	CLA	C3A-C2A-CAA-CBA
20	B	834	CLA	C2-C3-C5-C6
20	B	834	CLA	C4-C3-C5-C6
20	B	839	CLA	C3A-C2A-CAA-CBA
20	B	850	CLA	C4-C3-C5-C6
20	F	205	CLA	CBD-CGD-O2D-CED
20	F	206	CLA	C1A-C2A-CAA-CBA
20	F	206	CLA	C3A-C2A-CAA-CBA
20	F	206	CLA	CBD-CGD-O2D-CED
20	F	206	CLA	O1D-CGD-O2D-CED
20	G	102	CLA	CAD-CBD-CGD-O1D
20	G	102	CLA	CAD-CBD-CGD-O2D
20	G	102	CLA	CBD-CGD-O2D-CED
20	G	102	CLA	C2-C3-C5-C6
20	G	102	CLA	C4-C3-C5-C6
20	H	101	CLA	C1A-C2A-CAA-CBA
20	H	101	CLA	C3A-C2A-CAA-CBA
20	H	101	CLA	C2-C1-O2A-CGA
20	H	101	CLA	CAD-CBD-CGD-O1D
20	H	101	CLA	CAD-CBD-CGD-O2D
20	H	101	CLA	CBD-CGD-O2D-CED
20	H	102	CLA	CAD-CBD-CGD-O1D
20	H	102	CLA	CAD-CBD-CGD-O2D
20	H	102	CLA	CBD-CGD-O2D-CED
20	H	103	CLA	C2-C3-C5-C6
20	H	103	CLA	C4-C3-C5-C6
20	H	109	CLA	O2A-C1-C2-C3
20	J	103	CLA	C3A-C2A-CAA-CBA
20	J	103	CLA	CHA-CBD-CGD-O1D
20	J	103	CLA	CHA-CBD-CGD-O2D
20	J	103	CLA	CBD-CGD-O2D-CED
20	K	103	CLA	C1A-C2A-CAA-CBA
20	K	103	CLA	C3A-C2A-CAA-CBA
20	K	103	CLA	C2-C1-O2A-CGA
20	K	108	CLA	O2A-C1-C2-C3
20	L	201	CLA	C1A-C2A-CAA-CBA
20	L	201	CLA	C3A-C2A-CAA-CBA
20	L	201	CLA	C2-C1-O2A-CGA
20	L	201	CLA	C2C-C3C-CAC-CBC
20	L	201	CLA	C4C-C3C-CAC-CBC
20	L	202	CLA	C1A-C2A-CAA-CBA
20	L	202	CLA	CBD-CGD-O2D-CED

Continued on next page...

Continued from previous page...

Mol	Chain	Res	Type	Atoms
20	L	203	CLA	CBD-CGD-O2D-CED
20	L	207	CLA	C1A-C2A-CAA-CBA
20	L	207	CLA	C3A-C2A-CAA-CBA
20	L	207	CLA	CBD-CGD-O2D-CED
20	L	208	CLA	CHA-CBD-CGD-O1D
20	L	208	CLA	CHA-CBD-CGD-O2D
20	L	208	CLA	CBD-CGD-O2D-CED
20	L	209	CLA	C1A-C2A-CAA-CBA
20	L	209	CLA	C3A-C2A-CAA-CBA
20	L	209	CLA	C2C-C3C-CAC-CBC
20	L	209	CLA	C4C-C3C-CAC-CBC
20	R	107	CLA	C1A-C2A-CAA-CBA
20	R	107	CLA	CHA-CBD-CGD-O1D
20	R	107	CLA	CHA-CBD-CGD-O2D
20	R	107	CLA	CBD-CGD-O2D-CED
20	R	108	CLA	O1A-CGA-O2A-C1
20	R	108	CLA	CAD-CBD-CGD-O1D
20	R	108	CLA	CAD-CBD-CGD-O2D
21	1	213	LMU	O5'-C1'-O1'-C1
21	1	217	LMU	C2'-C1'-O1'-C1
21	1	218	LMU	C2-C1-O1'-C1'
21	2	313	LMU	C2-C1-O1'-C1'
21	2	317	LMU	O5'-C1'-O1'-C1
21	2	318	LMU	C2'-C1'-O1'-C1
21	2	318	LMU	O5'-C1'-O1'-C1
21	2	319	LMU	C2B-C1B-O1B-C4'
21	2	320	LMU	O5'-C1'-O1'-C1
21	2	320	LMU	C2-C1-O1'-C1'
21	3	321	LMU	C2'-C1'-O1'-C1
21	3	321	LMU	O5'-C1'-O1'-C1
21	4	301	LMU	C5'-C4'-O1B-C1B
21	4	301	LMU	O5'-C1'-O1'-C1
21	4	320	LMU	O5'-C1'-O1'-C1
21	4	321	LMU	O5'-C1'-O1'-C1
21	4	322	LMU	C2'-C1'-O1'-C1
21	4	322	LMU	O5'-C1'-O1'-C1
21	A	849	LMU	C2-C1-O1'-C1'
21	A	853	LMU	O5'-C1'-O1'-C1
21	B	802	LMU	O5'-C1'-O1'-C1
21	D	201	LMU	O5'-C1'-O1'-C1
21	E	101	LMU	C2'-C1'-O1'-C1
21	E	101	LMU	O5'-C1'-O1'-C1

Continued on next page...

Continued from previous page...

Mol	Chain	Res	Type	Atoms
21	F	201	LMU	C2'-C1'-O1'-C1
21	F	201	LMU	O5'-C1'-O1'-C1
21	H	104	LMU	C2'-C1'-O1'-C1
21	H	104	LMU	O5'-C1'-O1'-C1
21	H	105	LMU	C2-C1-O1'-C1'
21	H	106	LMU	O5'-C1'-O1'-C1
21	H	107	LMU	C2'-C1'-O1'-C1
21	K	104	LMU	C2B-C1B-O1B-C4'
21	K	105	LMU	C3'-C4'-O1B-C1B
21	K	105	LMU	C2'-C1'-O1'-C1
21	K	105	LMU	O5'-C1'-O1'-C1
21	K	106	LMU	C2'-C1'-O1'-C1
21	K	106	LMU	C2-C1-O1'-C1'
21	L	211	LMU	C2-C1-O1'-C1'
21	N	101	LMU	C2-C1-O1'-C1'
21	R	102	LMU	C2-C1-O1'-C1'
21	R	104	LMU	O5'-C1'-O1'-C1
21	R	104	LMU	C2-C1-O1'-C1'
21	R	106	LMU	C2-C1-O1'-C1'
21	R	109	LMU	O5B-C1B-O1B-C4'
21	R	109	LMU	O5'-C1'-O1'-C1
21	R	109	LMU	C2-C1-O1'-C1'
22	3	314	BCR	C18-C19-C20-C21
22	3	314	BCR	C20-C21-C22-C23
22	3	314	BCR	C20-C21-C22-C37
22	3	314	BCR	C21-C22-C23-C24
22	3	314	BCR	C37-C22-C23-C24
22	A	843	BCR	C18-C19-C20-C21
22	A	843	BCR	C20-C21-C22-C23
22	A	843	BCR	C20-C21-C22-C37
22	A	843	BCR	C21-C22-C23-C24
22	A	843	BCR	C37-C22-C23-C24
22	A	844	BCR	C1-C6-C7-C8
22	A	844	BCR	C5-C6-C7-C8
22	A	844	BCR	C7-C8-C9-C10
22	A	844	BCR	C7-C8-C9-C34
22	A	844	BCR	C11-C12-C13-C14
22	A	844	BCR	C11-C12-C13-C35
22	A	844	BCR	C18-C19-C20-C21
22	A	844	BCR	C20-C21-C22-C37
22	A	844	BCR	C21-C22-C23-C24
22	A	844	BCR	C37-C22-C23-C24

Continued on next page...

Continued from previous page...

Mol	Chain	Res	Type	Atoms
22	A	845	BCR	C5-C6-C7-C8
22	A	845	BCR	C11-C12-C13-C14
22	A	845	BCR	C17-C18-C19-C20
22	A	845	BCR	C36-C18-C19-C20
22	A	845	BCR	C21-C22-C23-C24
22	A	845	BCR	C37-C22-C23-C24
22	A	846	BCR	C1-C6-C7-C8
22	A	846	BCR	C5-C6-C7-C8
22	A	846	BCR	C7-C8-C9-C10
22	A	846	BCR	C7-C8-C9-C34
22	A	846	BCR	C18-C19-C20-C21
22	A	846	BCR	C20-C21-C22-C23
22	A	846	BCR	C20-C21-C22-C37
22	A	846	BCR	C37-C22-C23-C24
22	A	847	BCR	C17-C18-C19-C20
22	A	847	BCR	C18-C19-C20-C21
22	A	847	BCR	C23-C24-C25-C26
22	A	847	BCR	C23-C24-C25-C30
22	B	842	BCR	C7-C8-C9-C10
22	B	842	BCR	C7-C8-C9-C34
22	B	842	BCR	C17-C18-C19-C20
22	B	842	BCR	C18-C19-C20-C21
22	B	842	BCR	C20-C21-C22-C23
22	B	842	BCR	C20-C21-C22-C37
22	B	843	BCR	C1-C6-C7-C8
22	B	843	BCR	C5-C6-C7-C8
22	B	843	BCR	C18-C19-C20-C21
22	B	843	BCR	C20-C21-C22-C23
22	B	843	BCR	C20-C21-C22-C37
22	B	844	BCR	C20-C21-C22-C23
22	B	844	BCR	C20-C21-C22-C37
22	B	844	BCR	C37-C22-C23-C24
22	B	844	BCR	C23-C24-C25-C26
22	B	844	BCR	C23-C24-C25-C30
22	B	845	BCR	C9-C10-C11-C12
22	B	845	BCR	C17-C18-C19-C20
22	B	845	BCR	C36-C18-C19-C20
22	B	845	BCR	C21-C22-C23-C24
22	B	846	BCR	C1-C6-C7-C8
22	B	846	BCR	C5-C6-C7-C8
22	B	846	BCR	C18-C19-C20-C21
22	B	846	BCR	C21-C22-C23-C24

Continued on next page...

Continued from previous page...

Mol	Chain	Res	Type	Atoms
22	B	846	BCR	C37-C22-C23-C24
22	B	852	BCR	C11-C12-C13-C14
22	B	852	BCR	C11-C12-C13-C35
22	B	852	BCR	C20-C21-C22-C23
22	B	852	BCR	C20-C21-C22-C37
22	B	852	BCR	C21-C22-C23-C24
22	B	852	BCR	C37-C22-C23-C24
22	F	202	BCR	C5-C6-C7-C8
22	F	202	BCR	C18-C19-C20-C21
22	F	203	BCR	C7-C8-C9-C10
22	F	203	BCR	C15-C16-C17-C18
22	F	203	BCR	C18-C19-C20-C21
22	F	203	BCR	C19-C20-C21-C22
22	F	203	BCR	C20-C21-C22-C23
22	F	203	BCR	C20-C21-C22-C37
22	I	101	BCR	C1-C6-C7-C8
22	I	101	BCR	C5-C6-C7-C8
22	I	101	BCR	C17-C18-C19-C20
22	I	101	BCR	C19-C20-C21-C22
22	I	103	BCR	C11-C12-C13-C14
22	I	103	BCR	C11-C12-C13-C35
22	I	103	BCR	C17-C18-C19-C20
22	I	103	BCR	C36-C18-C19-C20
22	I	103	BCR	C18-C19-C20-C21
22	I	103	BCR	C19-C20-C21-C22
22	I	103	BCR	C20-C21-C22-C23
22	I	103	BCR	C20-C21-C22-C37
22	J	102	BCR	C5-C6-C7-C8
22	J	102	BCR	C7-C8-C9-C10
22	J	102	BCR	C7-C8-C9-C34
22	J	102	BCR	C18-C19-C20-C21
22	J	102	BCR	C20-C21-C22-C23
22	J	102	BCR	C20-C21-C22-C37
22	L	210	BCR	C7-C8-C9-C10
22	L	210	BCR	C7-C8-C9-C34
22	L	210	BCR	C20-C21-C22-C23
22	L	210	BCR	C20-C21-C22-C37
22	L	210	BCR	C21-C22-C23-C24
25	B	848	LMG	O6-C1-O1-C7
25	B	848	LMG	C11-C10-O7-C8
21	2	317	LMU	C5'-C4'-O1B-C1B
20	4	306	CLA	C4C-C3C-CAC-CBC

Continued on next page...

Continued from previous page...

Mol	Chain	Res	Type	Atoms
20	A	816	CLA	C4C-C3C-CAC-CBC
20	B	811	CLA	C4C-C3C-CAC-CBC
20	3	308	CLA	O1D-CGD-O2D-CED
20	4	319	CLA	O1D-CGD-O2D-CED
20	A	801	CLA	O1D-CGD-O2D-CED
20	A	807	CLA	O1D-CGD-O2D-CED
20	A	815	CLA	O1D-CGD-O2D-CED
20	A	816	CLA	O1D-CGD-O2D-CED
20	A	823	CLA	O1D-CGD-O2D-CED
20	B	809	CLA	O1D-CGD-O2D-CED
20	B	814	CLA	O1D-CGD-O2D-CED
20	B	815	CLA	O1D-CGD-O2D-CED
20	F	205	CLA	O1D-CGD-O2D-CED
20	H	103	CLA	O1D-CGD-O2D-CED
20	J	101	CLA	O1D-CGD-O2D-CED
20	L	202	CLA	O1D-CGD-O2D-CED
20	L	207	CLA	O1D-CGD-O2D-CED
21	B	801	LMU	O5B-C1B-O1B-C4'
21	E	101	LMU	O5B-C1B-O1B-C4'
21	K	105	LMU	O5B-C1B-O1B-C4'
21	1	218	LMU	C3'-C4'-O1B-C1B
21	4	322	LMU	C5'-C4'-O1B-C1B
21	B	847	LMU	C5'-C4'-O1B-C1B
21	H	107	LMU	C3'-C4'-O1B-C1B
21	R	101	LMU	C3'-C4'-O1B-C1B
21	R	103	LMU	C3'-C4'-O1B-C1B
20	1	201	CLA	C4C-C3C-CAC-CBC
20	3	313	CLA	C4C-C3C-CAC-CBC
20	A	801	CLA	C4C-C3C-CAC-CBC
20	B	825	CLA	C4C-C3C-CAC-CBC
20	B	839	CLA	C4C-C3C-CAC-CBC
20	K	102	CLA	C4C-C3C-CAC-CBC
20	3	313	CLA	C2C-C3C-CAC-CBC
20	4	305	CLA	C2C-C3C-CAC-CBC
20	4	306	CLA	C2C-C3C-CAC-CBC
20	4	319	CLA	C2C-C3C-CAC-CBC
20	B	811	CLA	C2C-C3C-CAC-CBC
20	1	203	CLA	O1D-CGD-O2D-CED
20	1	206	CLA	O1D-CGD-O2D-CED
20	2	307	CLA	O1D-CGD-O2D-CED
20	2	322	CLA	O1D-CGD-O2D-CED
20	3	313	CLA	O1D-CGD-O2D-CED

Continued on next page...

Continued from previous page...

Mol	Chain	Res	Type	Atoms
20	4	306	CLA	O1D-CGD-O2D-CED
20	4	316	CLA	O1D-CGD-O2D-CED
20	A	806	CLA	O1D-CGD-O2D-CED
20	A	811	CLA	O1D-CGD-O2D-CED
20	A	817	CLA	O1D-CGD-O2D-CED
20	A	818	CLA	O1D-CGD-O2D-CED
20	A	830	CLA	O1D-CGD-O2D-CED
20	A	837	CLA	O1D-CGD-O2D-CED
20	B	819	CLA	O1D-CGD-O2D-CED
20	B	823	CLA	O1D-CGD-O2D-CED
20	B	831	CLA	O1D-CGD-O2D-CED
20	H	101	CLA	O1D-CGD-O2D-CED
20	L	203	CLA	O1D-CGD-O2D-CED
20	L	208	CLA	O1D-CGD-O2D-CED
20	R	107	CLA	O1D-CGD-O2D-CED
20	1	201	CLA	CBD-CGD-O2D-CED
20	1	203	CLA	CBD-CGD-O2D-CED
20	1	206	CLA	CBD-CGD-O2D-CED
20	1	207	CLA	CBD-CGD-O2D-CED
20	2	312	CLA	CBD-CGD-O2D-CED
20	3	308	CLA	CBD-CGD-O2D-CED
20	4	316	CLA	CBD-CGD-O2D-CED
20	A	804	CLA	CBD-CGD-O2D-CED
20	A	809	CLA	CBD-CGD-O2D-CED
20	A	814	CLA	CBD-CGD-O2D-CED
20	A	822	CLA	CBD-CGD-O2D-CED
20	A	823	CLA	CBD-CGD-O2D-CED
20	A	825	CLA	CBD-CGD-O2D-CED
20	A	826	CLA	CBD-CGD-O2D-CED
20	A	839	CLA	CBD-CGD-O2D-CED
20	B	803	CLA	CBD-CGD-O2D-CED
20	B	805	CLA	CBD-CGD-O2D-CED
20	B	809	CLA	CBD-CGD-O2D-CED
20	B	813	CLA	CBD-CGD-O2D-CED
20	B	827	CLA	CBD-CGD-O2D-CED
20	B	830	CLA	CBD-CGD-O2D-CED
20	B	835	CLA	CBD-CGD-O2D-CED
20	B	849	CLA	CBD-CGD-O2D-CED
20	B	850	CLA	CBD-CGD-O2D-CED
20	B	851	CLA	CBD-CGD-O2D-CED
20	H	103	CLA	CBD-CGD-O2D-CED
20	H	109	CLA	CBD-CGD-O2D-CED

Continued on next page...

Continued from previous page...

Mol	Chain	Res	Type	Atoms
20	J	101	CLA	CBD-CGD-O2D-CED
20	K	103	CLA	CBD-CGD-O2D-CED
20	L	209	CLA	CBD-CGD-O2D-CED
21	K	106	LMU	O5B-C1B-O1B-C4'
21	B	801	LMU	C2B-C1B-O1B-C4'
21	E	101	LMU	C2B-C1B-O1B-C4'
21	K	105	LMU	C2B-C1B-O1B-C4'
20	3	318	CLA	O1A-CGA-O2A-C1
20	A	832	CLA	O1A-CGA-O2A-C1
20	A	850	CLA	O1A-CGA-O2A-C1
20	B	808	CLA	O1A-CGA-O2A-C1
20	B	815	CLA	O1A-CGA-O2A-C1
20	B	837	CLA	O1A-CGA-O2A-C1
20	H	103	CLA	O1A-CGA-O2A-C1
20	R	107	CLA	O1A-CGA-O2A-C1
20	4	316	CLA	O1A-CGA-O2A-C1
20	1	203	CLA	C2-C1-O2A-CGA
21	2	320	LMU	C5'-C4'-O1B-C1B
21	K	109	LMU	C5'-C4'-O1B-C1B
20	4	305	CLA	C4C-C3C-CAC-CBC
20	4	319	CLA	C4C-C3C-CAC-CBC
20	A	811	CLA	C4C-C3C-CAC-CBC
20	B	821	CLA	C4C-C3C-CAC-CBC
20	J	101	CLA	C4C-C3C-CAC-CBC
20	1	201	CLA	C2C-C3C-CAC-CBC
20	2	303	CLA	C2C-C3C-CAC-CBC
20	A	815	CLA	C2C-C3C-CAC-CBC
20	A	816	CLA	C2C-C3C-CAC-CBC
20	B	819	CLA	C2C-C3C-CAC-CBC
20	B	825	CLA	C2C-C3C-CAC-CBC
20	B	839	CLA	C2C-C3C-CAC-CBC
20	G	102	CLA	C2C-C3C-CAC-CBC
20	K	102	CLA	C2C-C3C-CAC-CBC
20	1	210	CLA	O1D-CGD-O2D-CED
20	B	806	CLA	O1D-CGD-O2D-CED
20	B	825	CLA	O1D-CGD-O2D-CED
20	J	103	CLA	O1D-CGD-O2D-CED
20	2	307	CLA	C15-C16-C17-C18
21	1	217	LMU	O5B-C1B-O1B-C4'
21	2	313	LMU	O5B-C1B-O1B-C4'
21	A	849	LMU	O5B-C1B-O1B-C4'
21	G	101	LMU	O5B-C1B-O1B-C4'

Continued on next page...

Continued from previous page...

Mol	Chain	Res	Type	Atoms
21	H	108	LMU	O5B-C1B-O1B-C4'
21	L	211	LMU	O5B-C1B-O1B-C4'
21	R	102	LMU	O5B-C1B-O1B-C4'
21	R	105	LMU	O5B-C1B-O1B-C4'
20	4	316	CLA	CBA-CGA-O2A-C1
20	B	819	CLA	CBA-CGA-O2A-C1
21	A	848	LMU	C4B-C5B-C6B-O6B
21	A	849	LMU	C5'-C4'-O1B-C1B
25	B	848	LMG	C8-C9-O8-C28
20	1	204	CLA	C4C-C3C-CAC-CBC
20	A	815	CLA	C4C-C3C-CAC-CBC
20	A	819	CLA	C4C-C3C-CAC-CBC
20	1	204	CLA	C2C-C3C-CAC-CBC
20	A	801	CLA	C2C-C3C-CAC-CBC
20	B	821	CLA	C2C-C3C-CAC-CBC
20	J	101	CLA	C2C-C3C-CAC-CBC
20	1	202	CLA	O1D-CGD-O2D-CED
20	1	207	CLA	O1D-CGD-O2D-CED
20	A	809	CLA	O1D-CGD-O2D-CED
20	A	814	CLA	O1D-CGD-O2D-CED
20	A	824	CLA	O1D-CGD-O2D-CED
20	A	826	CLA	O1D-CGD-O2D-CED
20	B	803	CLA	O1D-CGD-O2D-CED
20	B	805	CLA	O1D-CGD-O2D-CED
20	B	813	CLA	O1D-CGD-O2D-CED
20	G	102	CLA	O1D-CGD-O2D-CED
20	K	103	CLA	O1D-CGD-O2D-CED
20	3	318	CLA	CBA-CGA-O2A-C1
20	A	832	CLA	CBA-CGA-O2A-C1
20	B	822	CLA	CBA-CGA-O2A-C1
20	B	834	CLA	CBA-CGA-O2A-C1
20	B	837	CLA	CBA-CGA-O2A-C1
20	H	103	CLA	CBA-CGA-O2A-C1
20	R	107	CLA	CBA-CGA-O2A-C1
20	I	102	CLA	CBD-CGD-O2D-CED
20	1	202	CLA	O1A-CGA-O2A-C1
20	1	206	CLA	O1A-CGA-O2A-C1
20	1	207	CLA	O1A-CGA-O2A-C1
20	2	307	CLA	O1A-CGA-O2A-C1
20	2	316	CLA	O1A-CGA-O2A-C1
20	3	313	CLA	O1A-CGA-O2A-C1
20	A	826	CLA	O1A-CGA-O2A-C1

Continued on next page...

Continued from previous page...

Mol	Chain	Res	Type	Atoms
20	A	840	CLA	O1A-CGA-O2A-C1
20	A	841	CLA	O1A-CGA-O2A-C1
20	A	852	CLA	O1A-CGA-O2A-C1
20	B	818	CLA	O1A-CGA-O2A-C1
20	B	822	CLA	O1A-CGA-O2A-C1
20	B	829	CLA	O1A-CGA-O2A-C1
20	B	834	CLA	O1A-CGA-O2A-C1
20	B	849	CLA	O1A-CGA-O2A-C1
20	J	103	CLA	O1A-CGA-O2A-C1
20	K	108	CLA	O1A-CGA-O2A-C1
21	1	220	LMU	C3'-C4'-O1B-C1B
20	1	201	CLA	O1A-CGA-O2A-C1
20	A	807	CLA	O1A-CGA-O2A-C1
20	2	302	CLA	C4C-C3C-CAC-CBC
20	2	303	CLA	C4C-C3C-CAC-CBC
20	A	817	CLA	C4C-C3C-CAC-CBC
20	A	832	CLA	C4C-C3C-CAC-CBC
20	B	819	CLA	C4C-C3C-CAC-CBC
20	B	835	CLA	C4C-C3C-CAC-CBC
20	B	851	CLA	C4C-C3C-CAC-CBC
20	G	102	CLA	C4C-C3C-CAC-CBC
20	A	811	CLA	C2C-C3C-CAC-CBC
20	4	311	CLA	O1D-CGD-O2D-CED
20	B	832	CLA	O1D-CGD-O2D-CED
21	B	802	LMU	C3'-C4'-O1B-C1B
20	2	312	CLA	C4C-C3C-CAC-CBC
20	H	101	CLA	C4C-C3C-CAC-CBC
20	2	302	CLA	C2C-C3C-CAC-CBC
20	2	312	CLA	C2C-C3C-CAC-CBC
20	A	819	CLA	C2C-C3C-CAC-CBC
20	A	832	CLA	C2C-C3C-CAC-CBC
20	B	851	CLA	C2C-C3C-CAC-CBC
20	A	810	CLA	O1D-CGD-O2D-CED
20	A	813	CLA	O1D-CGD-O2D-CED
20	A	828	CLA	O1D-CGD-O2D-CED
20	B	821	CLA	O1D-CGD-O2D-CED
20	B	833	CLA	O1D-CGD-O2D-CED
20	H	102	CLA	O1D-CGD-O2D-CED
21	4	317	LMU	O5'-C5'-C6'-O6'
21	1	219	LMU	C3'-C4'-O1B-C1B
20	A	825	CLA	C4C-C3C-CAC-CBC
20	B	827	CLA	C4C-C3C-CAC-CBC

Continued on next page...

Continued from previous page...

Mol	Chain	Res	Type	Atoms
20	B	835	CLA	C2C-C3C-CAC-CBC
20	H	101	CLA	C2C-C3C-CAC-CBC
25	B	848	LMG	O9-C10-O7-C8
20	A	807	CLA	CBA-CGA-O2A-C1
20	B	814	CLA	CBA-CGA-O2A-C1
20	B	814	CLA	O1A-CGA-O2A-C1
20	4	302	CLA	C3-C5-C6-C7
20	4	305	CLA	C3-C5-C6-C7
20	A	805	CLA	C3-C5-C6-C7
20	A	816	CLA	C3-C5-C6-C7
20	A	819	CLA	C3-C5-C6-C7
20	A	826	CLA	C3-C5-C6-C7
20	A	828	CLA	C3-C5-C6-C7
20	A	830	CLA	C3-C5-C6-C7
20	A	838	CLA	C3-C5-C6-C7
20	B	805	CLA	C3-C5-C6-C7
20	B	809	CLA	C3-C5-C6-C7
20	B	811	CLA	C3-C5-C6-C7
20	B	835	CLA	C3-C5-C6-C7
20	B	838	CLA	C3-C5-C6-C7
20	B	850	CLA	C3-C5-C6-C7
21	A	856	LMU	C3'-C4'-O1B-C1B
20	A	817	CLA	C2C-C3C-CAC-CBC
20	A	825	CLA	C2C-C3C-CAC-CBC
20	B	827	CLA	C2C-C3C-CAC-CBC
20	1	202	CLA	CBA-CGA-O2A-C1
20	1	206	CLA	CBA-CGA-O2A-C1
20	3	313	CLA	CBA-CGA-O2A-C1
20	A	801	CLA	CBA-CGA-O2A-C1
20	A	817	CLA	CBA-CGA-O2A-C1
20	A	841	CLA	CBA-CGA-O2A-C1
20	A	852	CLA	CBA-CGA-O2A-C1
20	B	808	CLA	CBA-CGA-O2A-C1
20	B	815	CLA	CBA-CGA-O2A-C1
20	B	829	CLA	CBA-CGA-O2A-C1
20	B	849	CLA	CBA-CGA-O2A-C1
20	F	206	CLA	CBA-CGA-O2A-C1
20	K	108	CLA	CBA-CGA-O2A-C1
20	R	108	CLA	CBA-CGA-O2A-C1
21	R	104	LMU	O5B-C5B-C6B-O6B
21	A	853	LMU	C3'-C4'-O1B-C1B
20	3	317	CLA	CBD-CGD-O2D-CED

Continued on next page...

Continued from previous page...

Mol	Chain	Res	Type	Atoms
20	3	318	CLA	CBD-CGD-O2D-CED
20	4	305	CLA	CBD-CGD-O2D-CED
20	A	812	CLA	CBD-CGD-O2D-CED
20	A	831	CLA	CBD-CGD-O2D-CED
20	A	833	CLA	CBD-CGD-O2D-CED
20	A	835	CLA	CBD-CGD-O2D-CED
20	B	816	CLA	CBD-CGD-O2D-CED
20	R	108	CLA	CBD-CGD-O2D-CED
20	2	316	CLA	O1D-CGD-O2D-CED
20	A	834	CLA	O1D-CGD-O2D-CED
20	A	839	CLA	O1D-CGD-O2D-CED
20	B	817	CLA	O1D-CGD-O2D-CED
20	1	207	CLA	C2C-C3C-CAC-CBC
20	4	318	CLA	C2C-C3C-CAC-CBC
21	1	220	LMU	C4B-C5B-C6B-O6B
21	D	201	LMU	C4'-C5'-C6'-O6'
21	R	101	LMU	C4'-C5'-C6'-O6'
20	1	202	CLA	C4-C3-C5-C6
20	1	215	CLA	C4-C3-C5-C6
20	2	303	CLA	C4-C3-C5-C6
20	3	313	CLA	C4-C3-C5-C6
20	3	318	CLA	C4-C3-C5-C6
20	A	805	CLA	C4-C3-C5-C6
20	B	817	CLA	C4-C3-C5-C6
20	B	823	CLA	C4-C3-C5-C6
20	L	202	CLA	C4-C3-C5-C6
20	L	203	CLA	C4-C3-C5-C6
20	R	107	CLA	C4-C3-C5-C6
23	A	842	PQN	C14-C13-C15-C16
23	B	841	PQN	C14-C13-C15-C16
20	1	202	CLA	C2-C3-C5-C6
20	3	313	CLA	C2-C3-C5-C6
20	3	318	CLA	C2-C3-C5-C6
20	4	302	CLA	C2-C3-C5-C6
20	A	805	CLA	C2-C3-C5-C6
20	B	823	CLA	C2-C3-C5-C6
20	B	850	CLA	C2-C3-C5-C6
20	L	203	CLA	C2-C3-C5-C6
20	R	107	CLA	C2-C3-C5-C6
23	A	842	PQN	C12-C13-C15-C16
23	B	841	PQN	C12-C13-C15-C16
20	B	815	CLA	C2A-CAA-CBA-CGA

Continued on next page...

Continued from previous page...

Mol	Chain	Res	Type	Atoms
20	B	838	CLA	C2A-CAA-CBA-CGA
20	H	109	CLA	C2A-CAA-CBA-CGA
20	J	103	CLA	C2A-CAA-CBA-CGA
20	K	102	CLA	C2A-CAA-CBA-CGA
21	3	322	LMU	C2B-C1B-O1B-C4'
20	A	809	CLA	O1A-CGA-O2A-C1
20	A	827	CLA	C3-C5-C6-C7
20	B	820	CLA	C3-C5-C6-C7
20	B	839	CLA	C3-C5-C6-C7
20	R	108	CLA	C3-C5-C6-C7
20	A	837	CLA	C2-C1-O2A-CGA
20	A	836	CLA	C2C-C3C-CAC-CBC
20	1	207	CLA	CBA-CGA-O2A-C1
20	2	307	CLA	CBA-CGA-O2A-C1
20	2	316	CLA	CBA-CGA-O2A-C1
20	A	826	CLA	CBA-CGA-O2A-C1
20	A	840	CLA	CBA-CGA-O2A-C1
20	B	803	CLA	CBA-CGA-O2A-C1
20	B	810	CLA	CBA-CGA-O2A-C1
20	B	817	CLA	CBA-CGA-O2A-C1
20	B	818	CLA	CBA-CGA-O2A-C1
20	H	102	CLA	CBA-CGA-O2A-C1
20	J	103	CLA	CBA-CGA-O2A-C1
20	L	209	CLA	CBA-CGA-O2A-C1
21	K	105	LMU	C4B-C5B-C6B-O6B
21	R	103	LMU	C4B-C5B-C6B-O6B
21	1	213	LMU	O5B-C5B-C6B-O6B
21	H	108	LMU	O5B-C5B-C6B-O6B
21	R	106	LMU	O5B-C5B-C6B-O6B
21	H	104	LMU	C2B-C1B-O1B-C4'
21	4	320	LMU	C4'-C5'-C6'-O6'
22	3	314	BCR	C19-C20-C21-C22
22	A	843	BCR	C9-C10-C11-C12
22	A	846	BCR	C19-C20-C21-C22
22	A	847	BCR	C19-C20-C21-C22
22	B	844	BCR	C19-C20-C21-C22
22	B	852	BCR	C19-C20-C21-C22
22	F	203	BCR	C13-C14-C15-C16
20	4	319	CLA	O1A-CGA-O2A-C1
20	A	801	CLA	O1A-CGA-O2A-C1
20	A	836	CLA	O1A-CGA-O2A-C1
20	B	817	CLA	O1A-CGA-O2A-C1

Continued on next page...

Continued from previous page...

Mol	Chain	Res	Type	Atoms
20	F	206	CLA	O1A-CGA-O2A-C1
20	H	102	CLA	O1A-CGA-O2A-C1
20	2	312	CLA	O1D-CGD-O2D-CED
21	R	104	LMU	C3'-C4'-O1B-C1B
20	B	819	CLA	O1A-CGA-O2A-C1
21	1	220	LMU	O5B-C5B-C6B-O6B
21	D	201	LMU	O5B-C5B-C6B-O6B
21	G	101	LMU	O5'-C5'-C6'-O6'
20	J	103	CLA	C2C-C3C-CAC-CBC
21	B	801	LMU	C4B-C5B-C6B-O6B
21	K	104	LMU	C4'-C5'-C6'-O6'
20	B	827	CLA	O1D-CGD-O2D-CED
20	B	830	CLA	O1D-CGD-O2D-CED
20	2	316	CLA	C3-C5-C6-C7
20	A	822	CLA	C3-C5-C6-C7
20	4	307	CLA	CBD-CGD-O2D-CED
20	A	832	CLA	CBD-CGD-O2D-CED
21	H	107	LMU	C6-C7-C8-C9
20	1	207	CLA	C4C-C3C-CAC-CBC
20	4	318	CLA	C4C-C3C-CAC-CBC
21	4	321	LMU	C2B-C1B-O1B-C4'
20	A	804	CLA	O1D-CGD-O2D-CED
20	A	822	CLA	O1D-CGD-O2D-CED
20	A	825	CLA	O1D-CGD-O2D-CED
20	2	305	CLA	CBA-CGA-O2A-C1
20	4	311	CLA	CBA-CGA-O2A-C1
20	A	809	CLA	CBA-CGA-O2A-C1
20	A	828	CLA	CBA-CGA-O2A-C1
20	A	836	CLA	CBA-CGA-O2A-C1
20	A	837	CLA	CBA-CGA-O2A-C1
20	A	839	CLA	CBA-CGA-O2A-C1
20	H	109	CLA	CBA-CGA-O2A-C1
21	2	313	LMU	O5'-C5'-C6'-O6'
21	F	201	LMU	O5B-C5B-C6B-O6B
21	H	107	LMU	O5B-C5B-C6B-O6B
21	R	104	LMU	O5'-C5'-C6'-O6'
21	R	105	LMU	O5B-C5B-C6B-O6B
20	L	209	CLA	O1A-CGA-O2A-C1
21	H	105	LMU	C3-C4-C5-C6
21	1	219	LMU	O5'-C5'-C6'-O6'
21	4	321	LMU	O5B-C5B-C6B-O6B
21	R	103	LMU	O5'-C5'-C6'-O6'

Continued on next page...

Continued from previous page...

Mol	Chain	Res	Type	Atoms
21	1	217	LMU	C4'-C5'-C6'-O6'
21	4	317	LMU	C4'-C5'-C6'-O6'
21	R	106	LMU	C4B-C5B-C6B-O6B
20	B	829	CLA	CBD-CGD-O2D-CED
20	K	108	CLA	C2C-C3C-CAC-CBC
21	B	847	LMU	O5B-C1B-O1B-C4'
21	H	107	LMU	C2B-C1B-O1B-C4'
21	A	848	LMU	C3'-C4'-O1B-C1B
20	2	305	CLA	O1A-CGA-O2A-C1
21	2	318	LMU	O5B-C5B-C6B-O6B
21	F	201	LMU	O5'-C5'-C6'-O6'
21	L	204	LMU	O5'-C5'-C6'-O6'
21	R	104	LMU	C4B-C5B-C6B-O6B
21	3	322	LMU	O5B-C1B-O1B-C4'
20	H	103	CLA	C3-C5-C6-C7
20	K	103	CLA	C3-C5-C6-C7
20	L	203	CLA	C3-C5-C6-C7
23	A	842	PQN	C13-C15-C16-C17
21	A	854	LMU	C2-C3-C4-C5
21	E	101	LMU	C1-C2-C3-C4
20	4	319	CLA	C2-C1-O2A-CGA
20	A	820	CLA	CBD-CGD-O2D-CED
20	B	812	CLA	CBD-CGD-O2D-CED
20	B	837	CLA	CBD-CGD-O2D-CED
21	D	201	LMU	O5'-C5'-C6'-O6'
21	R	105	LMU	O5'-C5'-C6'-O6'
21	1	213	LMU	C4B-C5B-C6B-O6B
21	4	322	LMU	C4B-C5B-C6B-O6B
21	G	101	LMU	C4'-C5'-C6'-O6'
20	B	835	CLA	O1D-CGD-O2D-CED
20	B	850	CLA	O1D-CGD-O2D-CED
20	I	102	CLA	O1D-CGD-O2D-CED
20	4	319	CLA	CBA-CGA-O2A-C1
21	G	101	LMU	C11-C10-C9-C8
21	4	321	LMU	O5B-C1B-O1B-C4'
21	H	107	LMU	O5B-C1B-O1B-C4'
20	1	206	CLA	C4-C3-C5-C6
20	4	318	CLA	C4-C3-C5-C6
20	A	831	CLA	C4-C3-C5-C6
20	A	851	CLA	C4-C3-C5-C6
20	4	318	CLA	C2-C3-C5-C6
20	A	831	CLA	C2-C3-C5-C6

Continued on next page...

Continued from previous page...

Mol	Chain	Res	Type	Atoms
20	A	851	CLA	C2-C3-C5-C6
20	L	202	CLA	C2-C3-C5-C6
20	A	828	CLA	O1A-CGA-O2A-C1
20	A	837	CLA	O1A-CGA-O2A-C1
20	B	810	CLA	O1A-CGA-O2A-C1
21	1	219	LMU	C4'-C5'-C6'-O6'
21	R	103	LMU	C4'-C5'-C6'-O6'
21	R	105	LMU	C4B-C5B-C6B-O6B
20	A	852	CLA	C2C-C3C-CAC-CBC
20	B	809	CLA	C5-C6-C7-C8
21	1	217	LMU	O5'-C5'-C6'-O6'
21	4	321	LMU	O5'-C5'-C6'-O6'
21	A	856	LMU	O5'-C5'-C6'-O6'
21	B	801	LMU	O5B-C5B-C6B-O6B
21	2	317	LMU	C4'-C5'-C6'-O6'
21	H	107	LMU	C4B-C5B-C6B-O6B
21	L	205	LMU	C4B-C5B-C6B-O6B
20	A	805	CLA	C2A-CAA-CBA-CGA
20	B	803	CLA	C2A-CAA-CBA-CGA
20	H	103	CLA	C2A-CAA-CBA-CGA
20	4	311	CLA	O1A-CGA-O2A-C1
20	A	839	CLA	O1A-CGA-O2A-C1
20	B	803	CLA	O1A-CGA-O2A-C1
21	2	313	LMU	C5'-C4'-O1B-C1B
21	1	217	LMU	O5'-C1'-O1'-C1
21	1	220	LMU	O5'-C1'-O1'-C1
21	4	317	LMU	O5'-C1'-O1'-C1
21	A	855	LMU	O5'-C1'-O1'-C1
21	C	101	LMU	O5'-C1'-O1'-C1
21	H	105	LMU	O5'-C1'-O1'-C1
21	H	107	LMU	O5'-C1'-O1'-C1
21	H	108	LMU	O5'-C1'-O1'-C1
21	K	104	LMU	O5'-C1'-O1'-C1
21	K	106	LMU	O5'-C1'-O1'-C1
21	L	205	LMU	O5'-C1'-O1'-C1
21	L	211	LMU	O5'-C1'-O1'-C1
21	N	101	LMU	O5'-C1'-O1'-C1
21	R	101	LMU	O5'-C1'-O1'-C1
21	R	105	LMU	O5'-C1'-O1'-C1
21	R	106	LMU	O5'-C1'-O1'-C1
21	B	847	LMU	C6-C7-C8-C9
21	N	101	LMU	C11-C10-C9-C8

Continued on next page...

Continued from previous page...

Mol	Chain	Res	Type	Atoms
21	4	320	LMU	O5'-C5'-C6'-O6'
21	A	853	LMU	O5'-C5'-C6'-O6'
21	R	101	LMU	O5'-C5'-C6'-O6'
21	H	106	LMU	O1'-C1-C2-C3
20	3	317	CLA	O1D-CGD-O2D-CED
20	A	838	CLA	CBA-CGA-O2A-C1
21	D	201	LMU	C7-C8-C9-C10
21	R	104	LMU	C11-C10-C9-C8
20	A	827	CLA	CBD-CGD-O2D-CED
21	3	321	LMU	O5'-C5'-C6'-O6'
21	A	855	LMU	O5B-C5B-C6B-O6B
21	H	105	LMU	O5'-C5'-C6'-O6'
21	K	109	LMU	O5'-C5'-C6'-O6'
21	2	317	LMU	O5B-C1B-O1B-C4'
20	2	305	CLA	C2C-C3C-CAC-CBC
20	B	838	CLA	C2C-C3C-CAC-CBC
20	L	208	CLA	C2C-C3C-CAC-CBC
21	1	218	LMU	C1-C2-C3-C4
20	H	109	CLA	O1A-CGA-O2A-C1
21	1	219	LMU	C7-C8-C9-C10
21	R	102	LMU	C6-C7-C8-C9
21	R	102	LMU	C11-C10-C9-C8
21	A	848	LMU	O5B-C5B-C6B-O6B
21	K	104	LMU	O5'-C5'-C6'-O6'
21	K	105	LMU	O5B-C5B-C6B-O6B
21	L	204	LMU	O5B-C5B-C6B-O6B
21	L	205	LMU	O5B-C5B-C6B-O6B
21	R	103	LMU	O5B-C5B-C6B-O6B
20	H	109	CLA	O1D-CGD-O2D-CED
21	F	201	LMU	C4B-C5B-C6B-O6B
21	F	201	LMU	C4'-C5'-C6'-O6'
21	L	204	LMU	C4'-C5'-C6'-O6'
21	R	101	LMU	C4B-C5B-C6B-O6B
21	K	106	LMU	C2-C3-C4-C5
21	K	109	LMU	C5-C6-C7-C8
20	A	852	CLA	CBD-CGD-O2D-CED
20	A	836	CLA	C4C-C3C-CAC-CBC
21	A	853	LMU	O5B-C1B-O1B-C4'
21	H	108	LMU	C4B-C5B-C6B-O6B
21	4	321	LMU	C7-C8-C9-C10
22	B	846	BCR	C19-C20-C21-C22
22	I	103	BCR	C9-C10-C11-C12

Continued on next page...

Continued from previous page...

Mol	Chain	Res	Type	Atoms
22	L	210	BCR	C19-C20-C21-C22
20	A	838	CLA	O1A-CGA-O2A-C1
20	1	210	CLA	CBA-CGA-O2A-C1
20	2	302	CLA	CBA-CGA-O2A-C1
20	2	311	CLA	CBA-CGA-O2A-C1
20	3	317	CLA	CBA-CGA-O2A-C1
20	4	305	CLA	CBA-CGA-O2A-C1
20	A	812	CLA	CBA-CGA-O2A-C1
20	A	834	CLA	CBA-CGA-O2A-C1
20	K	102	CLA	CBA-CGA-O2A-C1
20	L	207	CLA	CBA-CGA-O2A-C1
25	B	848	LMG	C29-C28-O8-C9
21	E	101	LMU	C3-C4-C5-C6
20	2	311	CLA	CBD-CGD-O2D-CED
21	A	848	LMU	C2-C3-C4-C5
21	A	853	LMU	C2-C3-C4-C5
21	B	847	LMU	C11-C10-C9-C8
21	F	201	LMU	C7-C8-C9-C10
21	K	106	LMU	C4-C5-C6-C7
21	R	106	LMU	C2-C3-C4-C5
20	B	816	CLA	O1D-CGD-O2D-CED
20	B	849	CLA	O1D-CGD-O2D-CED
21	A	854	LMU	C4-C5-C6-C7
21	H	105	LMU	C6-C7-C8-C9
21	H	106	LMU	C5-C6-C7-C8
21	3	321	LMU	C4'-C5'-C6'-O6'
21	A	848	LMU	C4'-C5'-C6'-O6'
21	A	855	LMU	C4B-C5B-C6B-O6B
21	D	201	LMU	C4B-C5B-C6B-O6B
21	L	211	LMU	C5-C6-C7-C8
21	H	104	LMU	C1-C2-C3-C4
20	B	824	CLA	C4-C3-C5-C6
20	1	215	CLA	C2-C3-C5-C6
20	2	303	CLA	C2-C3-C5-C6
20	B	817	CLA	C2-C3-C5-C6
20	B	824	CLA	C2-C3-C5-C6
20	A	812	CLA	C3-C5-C6-C7
20	1	202	CLA	C11-C10-C8-C9
20	3	311	CLA	C11-C12-C13-C14
20	3	311	CLA	C14-C13-C15-C16
20	4	304	CLA	C6-C7-C8-C9
20	A	818	CLA	C6-C7-C8-C9

Continued on next page...

Continued from previous page...

Mol	Chain	Res	Type	Atoms
20	A	823	CLA	C11-C10-C8-C9
20	A	823	CLA	C14-C13-C15-C16
20	A	825	CLA	C11-C10-C8-C9
20	A	825	CLA	C14-C13-C15-C16
20	A	839	CLA	C6-C7-C8-C9
20	A	852	CLA	C11-C10-C8-C9
20	B	803	CLA	C11-C10-C8-C9
20	B	803	CLA	C14-C13-C15-C16
20	B	808	CLA	C11-C10-C8-C9
20	B	812	CLA	C14-C13-C15-C16
20	B	821	CLA	C14-C13-C15-C16
20	B	824	CLA	C11-C12-C13-C14
20	B	825	CLA	C6-C7-C8-C9
20	B	827	CLA	C11-C10-C8-C9
20	B	830	CLA	C11-C10-C8-C9
20	B	836	CLA	C11-C12-C13-C14
20	B	849	CLA	C11-C12-C13-C14
20	B	851	CLA	C14-C13-C15-C16
20	J	103	CLA	C11-C12-C13-C14
23	A	842	PQN	C21-C22-C23-C24
21	A	848	LMU	C5'-C4'-O1B-C1B
21	2	313	LMU	C4'-C5'-C6'-O6'
21	A	856	LMU	C4'-C5'-C6'-O6'
21	H	105	LMU	C4'-C5'-C6'-O6'
21	L	204	LMU	C4B-C5B-C6B-O6B
21	R	104	LMU	C4'-C5'-C6'-O6'
21	R	105	LMU	C4'-C5'-C6'-O6'
20	4	307	CLA	O1D-CGD-O2D-CED
20	A	831	CLA	O1D-CGD-O2D-CED
20	L	209	CLA	O1D-CGD-O2D-CED
21	1	220	LMU	C2'-C1'-O1'-C1
21	4	317	LMU	C2'-C1'-O1'-C1
21	4	321	LMU	C2'-C1'-O1'-C1
21	A	853	LMU	C2'-C1'-O1'-C1
21	A	855	LMU	C2'-C1'-O1'-C1
21	C	101	LMU	C2'-C1'-O1'-C1
21	H	108	LMU	C2'-C1'-O1'-C1
21	K	104	LMU	C2'-C1'-O1'-C1
21	L	211	LMU	C2'-C1'-O1'-C1
21	N	101	LMU	C2'-C1'-O1'-C1
21	R	101	LMU	C2'-C1'-O1'-C1
21	R	105	LMU	C2'-C1'-O1'-C1

Continued on next page...

Continued from previous page...

Mol	Chain	Res	Type	Atoms
21	R	106	LMU	C2'-C1'-O1'-C1
21	R	109	LMU	C2'-C1'-O1'-C1
21	R	106	LMU	C6-C7-C8-C9
21	R	109	LMU	C5'-C4'-O1B-C1B
20	1	201	CLA	O1D-CGD-O2D-CED
20	B	851	CLA	O1D-CGD-O2D-CED
21	H	108	LMU	C6-C7-C8-C9
25	B	848	LMG	O10-C28-O8-C9
21	K	104	LMU	O5B-C1B-O1B-C4'
21	H	108	LMU	C4-C5-C6-C7
22	3	314	BCR	C36-C18-C19-C20
22	A	843	BCR	C7-C8-C9-C34
22	A	845	BCR	C11-C12-C13-C35
22	A	846	BCR	C11-C12-C13-C35
22	A	847	BCR	C36-C18-C19-C20
22	B	842	BCR	C36-C18-C19-C20
22	B	845	BCR	C37-C22-C23-C24
22	B	846	BCR	C7-C8-C9-C34
22	F	202	BCR	C37-C22-C23-C24
22	F	203	BCR	C7-C8-C9-C34
22	I	101	BCR	C36-C18-C19-C20
22	I	103	BCR	C37-C22-C23-C24
22	L	210	BCR	C37-C22-C23-C24
21	2	317	LMU	O5'-C5'-C6'-O6'
21	4	322	LMU	O5B-C5B-C6B-O6B
22	3	314	BCR	C17-C18-C19-C20
22	A	845	BCR	C7-C8-C9-C10
22	A	846	BCR	C21-C22-C23-C24
22	B	844	BCR	C21-C22-C23-C24
22	B	846	BCR	C7-C8-C9-C10
22	F	202	BCR	C21-C22-C23-C24
22	I	103	BCR	C21-C22-C23-C24
20	A	817	CLA	C3-C5-C6-C7
20	A	850	CLA	C2A-CAA-CBA-CGA
20	B	811	CLA	C2A-CAA-CBA-CGA
20	B	812	CLA	C2A-CAA-CBA-CGA
20	R	107	CLA	C2A-CAA-CBA-CGA
20	A	831	CLA	C2C-C3C-CAC-CBC
21	K	105	LMU	C3-C4-C5-C6
21	R	109	LMU	C7-C8-C9-C10
20	2	311	CLA	O1A-CGA-O2A-C1
20	A	834	CLA	O1A-CGA-O2A-C1

Continued on next page...

Continued from previous page...

Mol	Chain	Res	Type	Atoms
20	3	311	CLA	C3-C5-C6-C7
20	A	818	CLA	C3-C5-C6-C7
21	A	853	LMU	C4'-C5'-C6'-O6'
20	1	206	CLA	C2-C1-O2A-CGA
20	4	307	CLA	C2-C1-O2A-CGA
20	A	805	CLA	C2-C1-O2A-CGA
20	A	823	CLA	C2-C1-O2A-CGA
21	2	318	LMU	C3-C4-C5-C6
21	B	802	LMU	O5B-C5B-C6B-O6B
21	N	101	LMU	O5B-C1B-O1B-C4'
21	H	105	LMU	C4B-C5B-C6B-O6B
20	2	302	CLA	CBD-CGD-O2D-CED
20	3	313	CLA	C5-C6-C7-C8
20	A	808	CLA	C5-C6-C7-C8
20	A	819	CLA	C10-C11-C12-C13
20	A	841	CLA	C15-C16-C17-C18
20	B	803	CLA	C15-C16-C17-C18
20	B	825	CLA	C8-C10-C11-C12
20	B	830	CLA	C13-C15-C16-C17
20	A	811	CLA	C3-C5-C6-C7
21	R	109	LMU	C3'-C4'-O1B-C1B
20	3	318	CLA	O1D-CGD-O2D-CED
21	A	853	LMU	O1'-C1-C2-C3
20	A	826	CLA	C15-C16-C17-C18
21	1	213	LMU	C3'-C4'-O1B-C1B
20	4	302	CLA	CBD-CGD-O2D-CED
20	A	819	CLA	CBD-CGD-O2D-CED
20	B	810	CLA	CBD-CGD-O2D-CED
20	B	838	CLA	CBD-CGD-O2D-CED
21	1	218	LMU	O5'-C5'-C6'-O6'
21	L	211	LMU	O5B-C5B-C6B-O6B
20	3	317	CLA	C2C-C3C-CAC-CBC
20	1	215	CLA	C11-C10-C8-C7
20	2	322	CLA	C11-C12-C13-C15
20	3	311	CLA	C11-C10-C8-C7
20	3	318	CLA	C11-C10-C8-C7
20	4	304	CLA	C12-C13-C15-C16
20	A	808	CLA	C12-C13-C15-C16
20	A	841	CLA	C11-C10-C8-C7
20	A	850	CLA	C12-C13-C15-C16
20	B	811	CLA	C6-C7-C8-C10
20	B	821	CLA	C11-C12-C13-C15

Continued on next page...

Continued from previous page...

Mol	Chain	Res	Type	Atoms
20	L	202	CLA	C12-C13-C15-C16
21	2	319	LMU	C2-C3-C4-C5
21	3	322	LMU	C3-C4-C5-C6
21	K	104	LMU	C11-C10-C9-C8
20	4	316	CLA	C2C-C3C-CAC-CBC
21	C	101	LMU	O5'-C5'-C6'-O6'
21	R	101	LMU	C1-C2-C3-C4
22	F	203	BCR	C9-C10-C11-C12
21	K	106	LMU	O1'-C1-C2-C3
21	A	853	LMU	C2B-C1B-O1B-C4'
21	R	101	LMU	O5B-C5B-C6B-O6B
21	H	108	LMU	C1-C2-C3-C4
21	A	853	LMU	C4B-C5B-C6B-O6B
21	K	109	LMU	C4'-C5'-C6'-O6'
21	F	201	LMU	O1'-C1-C2-C3
20	A	811	CLA	C5-C6-C7-C8
20	B	839	CLA	C15-C16-C17-C18
20	A	809	CLA	C2C-C3C-CAC-CBC
21	A	855	LMU	C5-C6-C7-C8
21	B	801	LMU	C6-C7-C8-C9
21	L	205	LMU	O1'-C1-C2-C3
21	H	106	LMU	C3'-C4'-O1B-C1B
21	1	219	LMU	C3-C4-C5-C6
20	2	302	CLA	O1A-CGA-O2A-C1
20	L	207	CLA	O1A-CGA-O2A-C1
20	2	303	CLA	C8-C10-C11-C12
20	A	850	CLA	C10-C11-C12-C13
20	B	830	CLA	C10-C11-C12-C13
20	B	851	CLA	C10-C11-C12-C13
20	B	851	CLA	C13-C15-C16-C17
20	L	202	CLA	C5-C6-C7-C8
20	L	202	CLA	C13-C15-C16-C17
21	4	317	LMU	O5B-C5B-C6B-O6B
20	J	103	CLA	C4C-C3C-CAC-CBC
20	3	317	CLA	C2A-CAA-CBA-CGA
20	A	814	CLA	C2A-CAA-CBA-CGA
20	A	817	CLA	C2A-CAA-CBA-CGA
20	A	823	CLA	C2A-CAA-CBA-CGA
20	A	824	CLA	C2A-CAA-CBA-CGA
20	A	832	CLA	C2A-CAA-CBA-CGA
20	B	820	CLA	C2A-CAA-CBA-CGA
20	B	827	CLA	C2A-CAA-CBA-CGA

Continued on next page...

Continued from previous page...

Mol	Chain	Res	Type	Atoms
20	B	828	CLA	C2A-CAA-CBA-CGA
20	L	202	CLA	C2A-CAA-CBA-CGA
21	4	320	LMU	C7-C8-C9-C10
20	A	827	CLA	C5-C6-C7-C8
20	A	841	CLA	C8-C10-C11-C12
20	A	850	CLA	C5-C6-C7-C8
20	B	812	CLA	C13-C15-C16-C17
20	B	827	CLA	C15-C16-C17-C18
23	B	841	PQN	C15-C16-C17-C18
21	4	321	LMU	C4B-C5B-C6B-O6B
20	3	317	CLA	O1A-CGA-O2A-C1
20	A	812	CLA	O1A-CGA-O2A-C1
20	A	813	CLA	C3-C5-C6-C7
20	B	821	CLA	C3-C5-C6-C7
20	B	827	CLA	C3-C5-C6-C7
20	4	318	CLA	CBD-CGD-O2D-CED
21	A	854	LMU	O5'-C1'-O1'-C1
21	B	847	LMU	O5'-C1'-O1'-C1
20	A	812	CLA	O1D-CGD-O2D-CED
20	B	837	CLA	O1D-CGD-O2D-CED
20	1	206	CLA	C8-C10-C11-C12
20	3	311	CLA	C5-C6-C7-C8
20	4	311	CLA	C5-C6-C7-C8
20	A	811	CLA	C10-C11-C12-C13
20	A	818	CLA	C10-C11-C12-C13
20	A	831	CLA	C5-C6-C7-C8
20	B	803	CLA	C13-C15-C16-C17
20	B	807	CLA	C8-C10-C11-C12
20	B	807	CLA	C15-C16-C17-C18
20	B	808	CLA	C5-C6-C7-C8
20	B	808	CLA	C10-C11-C12-C13
20	B	817	CLA	C10-C11-C12-C13
20	B	820	CLA	C5-C6-C7-C8
20	H	103	CLA	C5-C6-C7-C8
20	R	108	CLA	C8-C10-C11-C12
21	R	103	LMU	C7-C8-C9-C10
21	1	218	LMU	O1'-C1-C2-C3
21	1	220	LMU	O1'-C1-C2-C3
20	1	203	CLA	CBA-CGA-O2A-C1
21	B	801	LMU	C7-C8-C9-C10
20	4	305	CLA	O1A-CGA-O2A-C1
21	2	318	LMU	C1-C2-C3-C4

Continued on next page...

Continued from previous page...

Mol	Chain	Res	Type	Atoms
20	3	313	CLA	C13-C15-C16-C17
20	B	824	CLA	C15-C16-C17-C18
20	B	836	CLA	C8-C10-C11-C12
20	B	838	CLA	C10-C11-C12-C13
20	I	102	CLA	C5-C6-C7-C8
20	J	103	CLA	C8-C10-C11-C12
23	A	842	PQN	C25-C26-C27-C28
21	B	801	LMU	O1'-C1-C2-C3
21	L	205	LMU	O5'-C5'-C6'-O6'
20	A	852	CLA	C4C-C3C-CAC-CBC
21	L	205	LMU	C4'-C5'-C6'-O6'
21	H	107	LMU	C9-C10-C11-C12
21	2	313	LMU	O1'-C1-C2-C3
21	2	317	LMU	O1'-C1-C2-C3
21	A	855	LMU	O1'-C1-C2-C3
20	4	305	CLA	O1D-CGD-O2D-CED
20	B	829	CLA	O1D-CGD-O2D-CED
20	B	806	CLA	C13-C15-C16-C17
20	B	810	CLA	C5-C6-C7-C8
20	B	816	CLA	C10-C11-C12-C13
20	H	109	CLA	C8-C10-C11-C12
23	A	842	PQN	C20-C21-C22-C23
23	B	841	PQN	C18-C20-C21-C22
21	H	105	LMU	O5B-C5B-C6B-O6B
20	K	102	CLA	O1A-CGA-O2A-C1
21	R	109	LMU	C4B-C5B-C6B-O6B
21	H	104	LMU	C4-C5-C6-C7
20	A	832	CLA	O1D-CGD-O2D-CED
20	A	835	CLA	O1D-CGD-O2D-CED
21	A	855	LMU	O5'-C5'-C6'-O6'
21	R	109	LMU	O5B-C5B-C6B-O6B
20	1	215	CLA	C5-C6-C7-C8
20	3	311	CLA	C15-C16-C17-C18
20	A	852	CLA	C8-C10-C11-C12
20	B	812	CLA	C5-C6-C7-C8
20	B	838	CLA	CBA-CGA-O2A-C1
21	1	219	LMU	C1-C2-C3-C4
20	B	812	CLA	C3-C5-C6-C7
20	R	107	CLA	C8-C10-C11-C12
21	H	108	LMU	C5-C6-C7-C8
22	I	101	BCR	C9-C10-C11-C12
22	J	102	BCR	C19-C20-C21-C22

Continued on next page...

Continued from previous page...

Mol	Chain	Res	Type	Atoms
20	2	303	CLA	C13-C15-C16-C17
20	A	838	CLA	C13-C15-C16-C17
20	B	812	CLA	C10-C11-C12-C13
20	B	836	CLA	C13-C15-C16-C17
21	R	109	LMU	C9-C10-C11-C12
20	A	836	CLA	C2A-CAA-CBA-CGA
20	A	838	CLA	C2A-CAA-CBA-CGA
20	B	819	CLA	C2A-CAA-CBA-CGA
20	B	816	CLA	CBA-CGA-O2A-C1
20	L	201	CLA	CBA-CGA-O2A-C1
20	B	838	CLA	C4C-C3C-CAC-CBC
20	2	307	CLA	C8-C10-C11-C12
20	2	316	CLA	C8-C10-C11-C12
20	4	304	CLA	C8-C10-C11-C12
20	A	806	CLA	C5-C6-C7-C8
20	A	819	CLA	C5-C6-C7-C8
20	A	823	CLA	C15-C16-C17-C18
20	B	811	CLA	C8-C10-C11-C12
20	B	815	CLA	C8-C10-C11-C12
20	B	827	CLA	C5-C6-C7-C8
23	B	841	PQN	C20-C21-C22-C23
21	N	101	LMU	C2B-C1B-O1B-C4'
20	3	318	CLA	C8-C10-C11-C12
20	A	850	CLA	C8-C10-C11-C12
20	A	852	CLA	C15-C16-C17-C18
20	B	849	CLA	C10-C11-C12-C13
20	B	850	CLA	C13-C15-C16-C17
21	4	301	LMU	C4'-C5'-C6'-O6'
20	B	804	CLA	C2C-C3C-CAC-CBC
21	R	106	LMU	O1'-C1-C2-C3
21	4	320	LMU	C5'-C4'-O1B-C1B
21	4	320	LMU	C3'-C4'-O1B-C1B
20	3	311	CLA	C8-C10-C11-C12
20	A	805	CLA	C13-C15-C16-C17
20	A	818	CLA	C5-C6-C7-C8
20	A	818	CLA	C15-C16-C17-C18
20	B	821	CLA	C13-C15-C16-C17
20	B	835	CLA	C5-C6-C7-C8
20	K	103	CLA	C13-C15-C16-C17
20	B	812	CLA	O1D-CGD-O2D-CED
20	B	824	CLA	CBA-CGA-O2A-C1
20	K	108	CLA	C4C-C3C-CAC-CBC

Continued on next page...

Continued from previous page...

Mol	Chain	Res	Type	Atoms
21	3	321	LMU	O1'-C1-C2-C3
21	E	101	LMU	O5'-C5'-C6'-O6'
20	A	833	CLA	O1D-CGD-O2D-CED
20	A	825	CLA	C8-C10-C11-C12
20	B	824	CLA	C8-C10-C11-C12
20	R	108	CLA	C5-C6-C7-C8
20	A	831	CLA	C3-C5-C6-C7
20	B	816	CLA	C3-C5-C6-C7
20	1	210	CLA	O1A-CGA-O2A-C1
20	B	816	CLA	O1A-CGA-O2A-C1
21	2	317	LMU	C2'-C1'-O1'-C1
21	4	320	LMU	C2'-C1'-O1'-C1
21	A	856	LMU	C2'-C1'-O1'-C1
21	B	802	LMU	C2'-C1'-O1'-C1
21	B	847	LMU	C2'-C1'-O1'-C1
21	H	105	LMU	C2'-C1'-O1'-C1
25	B	848	LMG	C2-C1-O1-C7
20	A	811	CLA	C16-C17-C18-C19
20	B	838	CLA	C16-C17-C18-C19
20	2	307	CLA	C2C-C3C-CAC-CBC
20	B	826	CLA	C10-C11-C12-C13
22	A	847	BCR	C20-C21-C22-C37
22	B	845	BCR	C20-C21-C22-C37
22	F	202	BCR	C20-C21-C22-C37
21	A	853	LMU	O5B-C5B-C6B-O6B
21	2	318	LMU	C4B-C5B-C6B-O6B
22	A	845	BCR	C7-C8-C9-C34
22	A	846	BCR	C36-C18-C19-C20
22	B	842	BCR	C37-C22-C23-C24
22	B	844	BCR	C11-C12-C13-C35
22	J	102	BCR	C37-C22-C23-C24
22	A	843	BCR	C7-C8-C9-C10
22	A	846	BCR	C11-C12-C13-C14
22	B	842	BCR	C21-C22-C23-C24
22	J	102	BCR	C21-C22-C23-C24
20	B	838	CLA	O1A-CGA-O2A-C1
21	H	104	LMU	C2-C3-C4-C5
20	4	302	CLA	C2A-CAA-CBA-CGA
20	A	808	CLA	C2A-CAA-CBA-CGA
20	A	812	CLA	C2A-CAA-CBA-CGA
20	A	822	CLA	C2A-CAA-CBA-CGA
20	A	829	CLA	C2A-CAA-CBA-CGA

Continued on next page...

Continued from previous page...

Mol	Chain	Res	Type	Atoms
20	A	830	CLA	C2A-CAA-CBA-CGA
20	A	837	CLA	C2A-CAA-CBA-CGA
20	B	824	CLA	C2A-CAA-CBA-CGA
20	A	838	CLA	C10-C11-C12-C13
20	B	808	CLA	C15-C16-C17-C18
20	A	809	CLA	O2A-C1-C2-C3
20	B	815	CLA	C10-C11-C12-C13
20	3	311	CLA	C16-C17-C18-C19
20	3	313	CLA	C16-C17-C18-C19
20	4	311	CLA	C6-C7-C8-C9
20	A	828	CLA	C16-C17-C18-C19
20	A	851	CLA	C16-C17-C18-C20
20	B	836	CLA	C16-C17-C18-C19
21	R	104	LMU	O1'-C1-C2-C3
20	2	307	CLA	C3-C5-C6-C7
20	A	850	CLA	C3-C5-C6-C7
20	A	830	CLA	C15-C16-C17-C18
20	B	851	CLA	C15-C16-C17-C18
22	A	844	BCR	C20-C21-C22-C23
22	B	845	BCR	C20-C21-C22-C23
22	F	202	BCR	C20-C21-C22-C23
21	2	313	LMU	O5'-C1'-O1'-C1
20	1	206	CLA	C2-C3-C5-C6
21	K	106	LMU	C9-C10-C11-C12
21	A	854	LMU	O5'-C5'-C6'-O6'
21	K	105	LMU	C5-C6-C7-C8
21	1	213	LMU	O1'-C1-C2-C3
21	R	105	LMU	O1'-C1-C2-C3
20	F	205	CLA	C2C-C3C-CAC-CBC
21	1	213	LMU	C1-C2-C3-C4
20	B	839	CLA	CBD-CGD-O2D-CED
20	B	830	CLA	C2-C1-O2A-CGA
20	3	318	CLA	C16-C17-C18-C19
20	A	827	CLA	C6-C7-C8-C9
20	A	828	CLA	C16-C17-C18-C20
20	A	835	CLA	C16-C17-C18-C19
20	A	841	CLA	C16-C17-C18-C19
20	A	841	CLA	C16-C17-C18-C20
20	B	835	CLA	C11-C12-C13-C14
23	A	842	PQN	C26-C27-C28-C30
21	R	103	LMU	C1-C2-C3-C4
21	R	109	LMU	C1-C2-C3-C4

Continued on next page...

Continued from previous page...

Mol	Chain	Res	Type	Atoms
20	1	203	CLA	O1A-CGA-O2A-C1
20	B	808	CLA	C8-C10-C11-C12
20	2	305	CLA	C4C-C3C-CAC-CBC
21	3	322	LMU	C6-C7-C8-C9
25	B	848	LMG	C33-C34-C35-C36
21	3	322	LMU	C1-C2-C3-C4
21	A	854	LMU	C1-C2-C3-C4
21	1	220	LMU	C4-C5-C6-C7
21	2	313	LMU	C6-C7-C8-C9
21	4	301	LMU	C3-C4-C5-C6
21	4	317	LMU	C2-C3-C4-C5
21	A	853	LMU	C7-C8-C9-C10
21	A	856	LMU	C6-C7-C8-C9
21	C	101	LMU	C7-C8-C9-C10
21	L	211	LMU	C6-C7-C8-C9
21	R	106	LMU	C3-C4-C5-C6
20	A	820	CLA	O1D-CGD-O2D-CED
20	R	108	CLA	O1D-CGD-O2D-CED
21	B	847	LMU	O5B-C5B-C6B-O6B
20	4	304	CLA	C5-C6-C7-C8
21	3	322	LMU	C5-C6-C7-C8
21	B	802	LMU	C4-C5-C6-C7
21	C	101	LMU	C11-C10-C9-C8
21	H	108	LMU	C3-C4-C5-C6
20	A	823	CLA	CBA-CGA-O2A-C1
20	J	101	CLA	CBA-CGA-O2A-C1
21	1	220	LMU	C2-C3-C4-C5
21	2	319	LMU	C3-C4-C5-C6
21	3	321	LMU	C4-C5-C6-C7
21	A	849	LMU	C5-C6-C7-C8
21	H	104	LMU	C3-C4-C5-C6
21	H	107	LMU	C2-C3-C4-C5
21	K	105	LMU	C11-C10-C9-C8
21	N	101	LMU	C4-C5-C6-C7
21	1	213	LMU	C2-C1-O1'-C1'
21	1	220	LMU	C2-C1-O1'-C1'
21	A	848	LMU	C2-C1-O1'-C1'
21	H	104	LMU	C2-C1-O1'-C1'
21	L	204	LMU	C2-C1-O1'-C1'
21	L	205	LMU	C2-C1-O1'-C1'
21	2	319	LMU	C4B-C5B-C6B-O6B
21	L	205	LMU	C6-C7-C8-C9

Continued on next page...

Continued from previous page...

Mol	Chain	Res	Type	Atoms
21	R	109	LMU	C11-C10-C9-C8
21	1	218	LMU	C5-C6-C7-C8
21	4	322	LMU	C4-C5-C6-C7
21	B	801	LMU	C11-C10-C9-C8
25	B	848	LMG	C32-C33-C34-C35
21	3	322	LMU	O5'-C5'-C6'-O6'
20	2	307	CLA	C16-C17-C18-C19
20	2	307	CLA	C16-C17-C18-C20
20	3	313	CLA	C16-C17-C18-C20
20	4	305	CLA	C6-C7-C8-C10
20	4	311	CLA	C6-C7-C8-C10
20	A	808	CLA	C16-C17-C18-C19
20	A	835	CLA	C16-C17-C18-C20
20	A	851	CLA	C16-C17-C18-C19
20	B	812	CLA	C16-C17-C18-C19
20	B	838	CLA	C16-C17-C18-C20
20	B	850	CLA	C16-C17-C18-C19
20	B	832	CLA	C2A-CAA-CBA-CGA
21	L	211	LMU	C11-C10-C9-C8
20	1	215	CLA	C8-C10-C11-C12
20	2	316	CLA	C10-C11-C12-C13
20	B	812	CLA	C11-C10-C8-C7
20	A	851	CLA	C13-C15-C16-C17
21	1	213	LMU	C5-C6-C7-C8
21	A	848	LMU	C11-C10-C9-C8
21	A	849	LMU	C6-C7-C8-C9
21	A	855	LMU	C3-C4-C5-C6
21	L	204	LMU	C6-C7-C8-C9
20	4	311	CLA	C3-C5-C6-C7
20	1	203	CLA	C3A-C2A-CAA-CBA
20	1	206	CLA	C3A-C2A-CAA-CBA
20	1	215	CLA	C3A-C2A-CAA-CBA
20	2	316	CLA	C3A-C2A-CAA-CBA
20	4	311	CLA	C3A-C2A-CAA-CBA
20	A	803	CLA	C3A-C2A-CAA-CBA
20	A	806	CLA	C3A-C2A-CAA-CBA
20	A	809	CLA	C3A-C2A-CAA-CBA
20	A	814	CLA	C3A-C2A-CAA-CBA
20	A	825	CLA	C3A-C2A-CAA-CBA
20	B	808	CLA	C3A-C2A-CAA-CBA
20	B	811	CLA	C3A-C2A-CAA-CBA
20	B	813	CLA	C3A-C2A-CAA-CBA

Continued on next page...

Continued from previous page...

Mol	Chain	Res	Type	Atoms
20	B	829	CLA	C3A-C2A-CAA-CBA
20	L	202	CLA	C3A-C2A-CAA-CBA
20	L	208	CLA	C3A-C2A-CAA-CBA
20	R	107	CLA	C3A-C2A-CAA-CBA
21	4	320	LMU	C4-C5-C6-C7
21	R	105	LMU	C2-C3-C4-C5
20	1	202	CLA	C2C-C3C-CAC-CBC
21	4	301	LMU	C1-C2-C3-C4
21	A	853	LMU	C1-C2-C3-C4
21	L	211	LMU	C1-C2-C3-C4
20	B	822	CLA	C5-C6-C7-C8
21	A	854	LMU	C11-C10-C9-C8
20	A	838	CLA	C5-C6-C7-C8
20	B	839	CLA	C10-C11-C12-C13
20	4	318	CLA	O1D-CGD-O2D-CED
21	R	103	LMU	O1'-C1-C2-C3
20	2	308	CLA	C16-C17-C18-C20
20	A	811	CLA	C16-C17-C18-C20
20	A	824	CLA	C16-C17-C18-C19
21	1	213	LMU	C5'-C4'-O1B-C1B
21	1	219	LMU	C5'-C4'-O1B-C1B
20	B	824	CLA	O1A-CGA-O2A-C1
21	4	317	LMU	C7-C8-C9-C10
21	4	321	LMU	C6-C7-C8-C9
21	C	101	LMU	C6-C7-C8-C9
21	G	101	LMU	C2-C3-C4-C5
21	L	211	LMU	C4B-C5B-C6B-O6B
21	A	854	LMU	O1'-C1-C2-C3
20	B	827	CLA	CBA-CGA-O2A-C1
21	H	105	LMU	C1-C2-C3-C4
20	A	813	CLA	C5-C6-C7-C8
21	K	105	LMU	C6-C7-C8-C9
20	1	206	CLA	C3-C5-C6-C7
20	2	308	CLA	C3-C5-C6-C7
20	B	822	CLA	C3-C5-C6-C7
20	B	817	CLA	C5-C6-C7-C8
21	2	319	LMU	C5-C6-C7-C8
21	3	321	LMU	C2-C3-C4-C5
21	4	321	LMU	C3-C4-C5-C6
21	4	322	LMU	C2-C3-C4-C5
21	A	856	LMU	C7-C8-C9-C10
21	E	101	LMU	C11-C10-C9-C8

Continued on next page...

Continued from previous page...

Mol	Chain	Res	Type	Atoms
21	H	107	LMU	C4-C5-C6-C7
21	G	101	LMU	O1'-C1-C2-C3
21	H	106	LMU	C5'-C4'-O1B-C1B
25	B	848	LMG	C37-C38-C39-C40
21	2	313	LMU	C11-C10-C9-C8
21	H	106	LMU	O5'-C5'-C6'-O6'
21	2	317	LMU	C7-C8-C9-C10
21	K	106	LMU	C3-C4-C5-C6
25	B	848	LMG	C35-C36-C37-C38
20	B	830	CLA	C16-C17-C18-C20
22	A	845	BCR	C1-C6-C7-C8
22	A	845	BCR	C23-C24-C25-C26
22	A	845	BCR	C23-C24-C25-C30
22	B	846	BCR	C23-C24-C25-C26
22	F	202	BCR	C1-C6-C7-C8
22	F	202	BCR	C23-C24-C25-C26
22	F	202	BCR	C23-C24-C25-C30
22	J	102	BCR	C1-C6-C7-C8
21	1	213	LMU	C6-C7-C8-C9
21	A	853	LMU	C11-C10-C9-C8
20	L	202	CLA	C10-C11-C12-C13
21	R	106	LMU	C9-C10-C11-C12
21	K	105	LMU	C4-C5-C6-C7
21	L	204	LMU	C7-C8-C9-C10
21	N	101	LMU	C3-C4-C5-C6
21	R	105	LMU	C1-C2-C3-C4
20	B	826	CLA	C2A-CAA-CBA-CGA
20	K	101	CLA	C2A-CAA-CBA-CGA
21	K	104	LMU	C4-C5-C6-C7
21	K	105	LMU	C2-C3-C4-C5
21	R	104	LMU	C5-C6-C7-C8
20	A	823	CLA	O1A-CGA-O2A-C1
20	J	101	CLA	O1A-CGA-O2A-C1
21	2	317	LMU	C4-C5-C6-C7
21	3	321	LMU	C11-C10-C9-C8
21	A	848	LMU	C3-C4-C5-C6
21	K	109	LMU	C9-C10-C11-C12
21	R	106	LMU	C1-C2-C3-C4
21	1	218	LMU	C3-C4-C5-C6
22	B	845	BCR	C18-C19-C20-C21
20	A	824	CLA	C10-C11-C12-C13
20	B	836	CLA	C15-C16-C17-C18

Continued on next page...

Continued from previous page...

Mol	Chain	Res	Type	Atoms
21	D	201	LMU	C3-C4-C5-C6
20	L	208	CLA	C4C-C3C-CAC-CBC
20	L	202	CLA	C11-C10-C8-C9
21	4	301	LMU	C4-C5-C6-C7
21	4	317	LMU	C4-C5-C6-C7
21	3	322	LMU	O5B-C5B-C6B-O6B
20	A	828	CLA	C8-C10-C11-C12
20	A	850	CLA	C13-C15-C16-C17
20	A	851	CLA	C15-C16-C17-C18
21	L	211	LMU	C3-C4-C5-C6
25	B	848	LMG	C15-C16-C17-C18
21	2	320	LMU	C7-C8-C9-C10
21	L	205	LMU	C2-C3-C4-C5
21	L	205	LMU	C5-C6-C7-C8
20	A	827	CLA	O1D-CGD-O2D-CED
21	2	319	LMU	C2'-C1'-O1'-C1
20	4	305	CLA	C5-C6-C7-C8
20	I	102	CLA	C8-C10-C11-C12
21	R	105	LMU	C7-C8-C9-C10
25	B	848	LMG	C40-C41-C42-C43
21	R	102	LMU	O5'-C5'-C6'-O6'
20	A	812	CLA	C5-C6-C7-C8
21	A	853	LMU	C5-C6-C7-C8
21	D	201	LMU	C2-C3-C4-C5
21	K	106	LMU	C7-C8-C9-C10
21	4	317	LMU	C11-C10-C9-C8
20	2	316	CLA	C5-C6-C7-C8
21	K	109	LMU	C1-C2-C3-C4
22	B	842	BCR	C19-C20-C21-C22
22	I	101	BCR	C15-C16-C17-C18
21	B	802	LMU	O5'-C5'-C6'-O6'
20	A	827	CLA	C6-C7-C8-C10
20	I	102	CLA	C11-C12-C13-C14
20	I	102	CLA	C11-C12-C13-C15
20	L	201	CLA	O1A-CGA-O2A-C1
21	R	103	LMU	C9-C10-C11-C12
21	1	220	LMU	C7-C8-C9-C10
21	L	204	LMU	C1-C2-C3-C4
20	B	805	CLA	C10-C11-C12-C13
21	A	849	LMU	C2-C3-C4-C5
21	L	204	LMU	C4-C5-C6-C7
21	H	106	LMU	C9-C10-C11-C12

Continued on next page...

Continued from previous page...

Mol	Chain	Res	Type	Atoms
21	R	103	LMU	C4-C5-C6-C7
20	A	823	CLA	C2C-C3C-CAC-CBC
22	3	314	BCR	C11-C12-C13-C35
22	J	102	BCR	C36-C18-C19-C20
21	R	101	LMU	C11-C10-C9-C8
21	1	218	LMU	C6-C7-C8-C9
21	2	320	LMU	C2-C3-C4-C5
21	H	106	LMU	C7-C8-C9-C10
21	K	105	LMU	O5'-C5'-C6'-O6'
22	3	314	BCR	C11-C12-C13-C14
21	A	856	LMU	C4-C5-C6-C7
20	3	318	CLA	C16-C17-C18-C20
20	B	826	CLA	C16-C17-C18-C20
20	A	836	CLA	CBD-CGD-O2D-CED
21	4	322	LMU	C3-C4-C5-C6
21	H	105	LMU	C4-C5-C6-C7
20	B	806	CLA	C10-C11-C12-C13
21	1	219	LMU	C6-C7-C8-C9
21	2	313	LMU	C2-C3-C4-C5
21	E	101	LMU	C4-C5-C6-C7
21	R	101	LMU	C2-C3-C4-C5
21	2	313	LMU	C1-C2-C3-C4
21	R	102	LMU	C1-C2-C3-C4
21	2	318	LMU	C2-C3-C4-C5
20	B	827	CLA	O1A-CGA-O2A-C1
20	B	817	CLA	C8-C10-C11-C12
21	2	313	LMU	C7-C8-C9-C10
20	B	851	CLA	CBA-CGA-O2A-C1
21	A	849	LMU	O1'-C1-C2-C3
21	N	101	LMU	O5B-C5B-C6B-O6B
21	B	802	LMU	C5-C6-C7-C8
20	A	823	CLA	C10-C11-C12-C13
20	A	818	CLA	C16-C17-C18-C19
20	B	835	CLA	C11-C12-C13-C15
20	B	836	CLA	C16-C17-C18-C20
21	1	217	LMU	C5'-C4'-O1B-C1B
21	A	848	LMU	C5-C6-C7-C8
21	G	101	LMU	C1-C2-C3-C4
21	1	217	LMU	C3'-C4'-O1B-C1B
20	B	827	CLA	C10-C11-C12-C13
20	B	849	CLA	C5-C6-C7-C8
21	1	213	LMU	C3-C4-C5-C6

Continued on next page...

Continued from previous page...

Mol	Chain	Res	Type	Atoms
21	2	318	LMU	C4-C5-C6-C7
21	H	106	LMU	C4-C5-C6-C7
25	B	848	LMG	C13-C14-C15-C16
20	B	808	CLA	C3-C5-C6-C7
20	B	830	CLA	C3-C5-C6-C7
21	A	855	LMU	C4'-C5'-C6'-O6'
20	A	852	CLA	O1D-CGD-O2D-CED
21	F	201	LMU	C5-C6-C7-C8
21	K	104	LMU	C6-C7-C8-C9
21	K	109	LMU	C7-C8-C9-C10
20	B	826	CLA	C5-C6-C7-C8
20	A	816	CLA	C2-C1-O2A-CGA
20	2	308	CLA	C16-C17-C18-C19
20	A	818	CLA	C16-C17-C18-C20
20	B	812	CLA	C16-C17-C18-C20
21	K	104	LMU	O1'-C1-C2-C3
20	B	807	CLA	C4-C3-C5-C6
20	A	825	CLA	C2-C3-C5-C6
20	A	852	CLA	C13-C15-C16-C17
20	A	840	CLA	C2A-CAA-CBA-CGA
20	B	804	CLA	C2A-CAA-CBA-CGA
20	B	829	CLA	C2A-CAA-CBA-CGA
20	K	101	CLA	CBD-CGD-O2D-CED
20	A	825	CLA	CBA-CGA-O2A-C1
20	A	830	CLA	CBA-CGA-O2A-C1
21	2	313	LMU	C4-C5-C6-C7
21	4	301	LMU	C5-C6-C7-C8
21	A	849	LMU	C11-C10-C9-C8
20	A	830	CLA	C13-C15-C16-C17
20	B	838	CLA	C8-C10-C11-C12
20	A	831	CLA	C4C-C3C-CAC-CBC
21	C	101	LMU	C5-C6-C7-C8
21	R	102	LMU	C2-C3-C4-C5
21	L	205	LMU	C1-C2-C3-C4
21	2	318	LMU	C5-C6-C7-C8
21	4	301	LMU	C2-C3-C4-C5
20	A	824	CLA	C16-C17-C18-C20
20	L	201	CLA	C6-C7-C8-C10
21	4	301	LMU	O5'-C5'-C6'-O6'
21	N	101	LMU	C7-C8-C9-C10
20	1	202	CLA	C1A-C2A-CAA-CBA
20	1	203	CLA	C1A-C2A-CAA-CBA

Continued on next page...

Continued from previous page...

Mol	Chain	Res	Type	Atoms
20	1	215	CLA	C1A-C2A-CAA-CBA
20	4	311	CLA	C1A-C2A-CAA-CBA
20	A	801	CLA	C1A-C2A-CAA-CBA
20	A	803	CLA	C1A-C2A-CAA-CBA
20	A	804	CLA	C1A-C2A-CAA-CBA
20	A	816	CLA	C1A-C2A-CAA-CBA
20	A	840	CLA	C1A-C2A-CAA-CBA
20	A	850	CLA	C1A-C2A-CAA-CBA
20	B	811	CLA	C1A-C2A-CAA-CBA
20	B	814	CLA	C1A-C2A-CAA-CBA
20	B	825	CLA	C1A-C2A-CAA-CBA
20	B	826	CLA	C1A-C2A-CAA-CBA
20	B	834	CLA	C1A-C2A-CAA-CBA
20	B	837	CLA	C1A-C2A-CAA-CBA
20	B	839	CLA	C1A-C2A-CAA-CBA
20	J	101	CLA	C1A-C2A-CAA-CBA
20	J	103	CLA	C1A-C2A-CAA-CBA
20	L	208	CLA	C1A-C2A-CAA-CBA
20	R	108	CLA	C1A-C2A-CAA-CBA
20	A	831	CLA	CBA-CGA-O2A-C1
20	2	322	CLA	C8-C10-C11-C12
20	3	311	CLA	C13-C15-C16-C17
20	A	805	CLA	C15-C16-C17-C18
20	A	823	CLA	C5-C6-C7-C8
21	2	318	LMU	C7-C8-C9-C10
21	R	105	LMU	C5'-C4'-O1B-C1B
21	2	320	LMU	O5B-C5B-C6B-O6B
20	1	202	CLA	C11-C10-C8-C7
20	2	307	CLA	C12-C13-C15-C16
20	2	322	CLA	C11-C10-C8-C7
20	A	805	CLA	C11-C10-C8-C7
20	A	823	CLA	C11-C10-C8-C7
20	A	823	CLA	C11-C12-C13-C15
20	A	838	CLA	C6-C7-C8-C10
20	A	850	CLA	C11-C10-C8-C7
20	A	851	CLA	C6-C7-C8-C10
20	A	852	CLA	C12-C13-C15-C16
20	B	803	CLA	C12-C13-C15-C16
20	B	805	CLA	C6-C7-C8-C10
20	B	806	CLA	C12-C13-C15-C16
20	B	808	CLA	C11-C10-C8-C7
20	B	812	CLA	C6-C7-C8-C10

Continued on next page...

Continued from previous page...

Mol	Chain	Res	Type	Atoms
20	B	817	CLA	C11-C12-C13-C15
20	B	823	CLA	C11-C10-C8-C7
20	B	825	CLA	C11-C10-C8-C7
20	B	826	CLA	C11-C12-C13-C15
20	B	835	CLA	C6-C7-C8-C10
20	B	838	CLA	C11-C10-C8-C7
20	K	103	CLA	C11-C10-C8-C7
20	K	103	CLA	C12-C13-C15-C16
20	R	108	CLA	C6-C7-C8-C10
21	B	801	LMU	C5-C6-C7-C8
21	K	109	LMU	C11-C10-C9-C8
20	3	317	CLA	C4C-C3C-CAC-CBC
21	H	108	LMU	O5'-C5'-C6'-O6'
20	3	308	CLA	C3A-C2A-CAA-CBA
20	2	311	CLA	O1D-CGD-O2D-CED
20	A	824	CLA	C5-C6-C7-C8
20	B	825	CLA	C5-C6-C7-C8
20	A	830	CLA	C4-C3-C5-C6
20	A	835	CLA	C4-C3-C5-C6
20	A	830	CLA	C2-C3-C5-C6
20	A	835	CLA	C2-C3-C5-C6
20	B	807	CLA	C2-C3-C5-C6
21	1	219	LMU	C11-C10-C9-C8
21	A	848	LMU	C6-C7-C8-C9
20	B	851	CLA	O1A-CGA-O2A-C1
21	3	322	LMU	C7-C8-C9-C10
20	2	303	CLA	C10-C11-C12-C13
20	A	805	CLA	C5-C6-C7-C8
20	B	850	CLA	C15-C16-C17-C18
20	L	209	CLA	C2A-CAA-CBA-CGA
20	1	215	CLA	C11-C10-C8-C9
20	2	322	CLA	C11-C10-C8-C9
20	3	318	CLA	C11-C10-C8-C9
20	4	304	CLA	C11-C12-C13-C14
20	4	304	CLA	C14-C13-C15-C16
20	A	805	CLA	C11-C10-C8-C9
20	A	826	CLA	C6-C7-C8-C9
20	A	828	CLA	C11-C10-C8-C9
20	B	806	CLA	C14-C13-C15-C16
20	B	808	CLA	C14-C13-C15-C16
20	B	815	CLA	C11-C10-C8-C9
20	B	817	CLA	C11-C10-C8-C9

Continued on next page...

Continued from previous page...

Mol	Chain	Res	Type	Atoms
20	B	835	CLA	C6-C7-C8-C9
20	K	103	CLA	C11-C12-C13-C14
21	R	109	LMU	C2-C3-C4-C5
21	R	109	LMU	C5-C6-C7-C8
21	4	320	LMU	O5B-C5B-C6B-O6B
21	H	105	LMU	C2B-C1B-O1B-C4'
20	2	322	CLA	CBA-CGA-O2A-C1
20	B	820	CLA	CBA-CGA-O2A-C1
20	A	811	CLA	C8-C10-C11-C12
20	A	828	CLA	C13-C15-C16-C17
21	L	211	LMU	C2-C3-C4-C5
21	B	801	LMU	O5'-C5'-C6'-O6'
21	K	109	LMU	O5B-C5B-C6B-O6B
21	D	201	LMU	C9-C10-C11-C12
21	B	802	LMU	C11-C10-C9-C8
21	2	318	LMU	O5B-C1B-O1B-C4'
21	3	322	LMU	C2'-C1'-O1'-C1
21	4	301	LMU	C2'-C1'-O1'-C1
21	H	106	LMU	C2'-C1'-O1'-C1
21	L	205	LMU	C2'-C1'-O1'-C1
21	R	104	LMU	C2'-C1'-O1'-C1
20	A	852	CLA	C10-C11-C12-C13
20	B	806	CLA	C15-C16-C17-C18
20	2	322	CLA	C14-C13-C15-C16
21	A	856	LMU	C11-C10-C9-C8
20	2	302	CLA	O1D-CGD-O2D-CED
21	H	104	LMU	O5'-C5'-C6'-O6'
21	K	106	LMU	O5'-C5'-C6'-O6'
21	K	104	LMU	C3-C4-C5-C6
21	R	106	LMU	C4-C5-C6-C7
21	2	317	LMU	O5B-C5B-C6B-O6B
21	2	319	LMU	O5'-C5'-C6'-O6'
21	K	106	LMU	O5B-C5B-C6B-O6B
21	R	106	LMU	O5'-C5'-C6'-O6'
20	B	839	CLA	O1D-CGD-O2D-CED
20	2	308	CLA	C2C-C3C-CAC-CBC
21	E	101	LMU	O5B-C5B-C6B-O6B
21	K	105	LMU	C4'-C5'-C6'-O6'
25	B	848	LMG	C17-C18-C19-C20
20	A	825	CLA	C4-C3-C5-C6
20	B	810	CLA	C2-C3-C5-C6
20	L	201	CLA	C2-C3-C5-C6

Continued on next page...

Continued from previous page...

Mol	Chain	Res	Type	Atoms
22	I	103	BCR	C7-C8-C9-C34
20	B	804	CLA	C4C-C3C-CAC-CBC
22	I	103	BCR	C7-C8-C9-C10
20	4	316	CLA	C4C-C3C-CAC-CBC
20	2	322	CLA	O1A-CGA-O2A-C1
20	A	825	CLA	O1A-CGA-O2A-C1
20	A	819	CLA	C8-C10-C11-C12
20	B	838	CLA	C5-C6-C7-C8
21	H	106	LMU	C4'-C5'-C6'-O6'
21	1	217	LMU	C2-C3-C4-C5
20	1	210	CLA	C2A-CAA-CBA-CGA
20	A	827	CLA	C2A-CAA-CBA-CGA
21	A	856	LMU	C5-C6-C7-C8
21	4	317	LMU	C1-C2-C3-C4
21	K	109	LMU	C2-C3-C4-C5
20	A	822	CLA	CBA-CGA-O2A-C1
21	A	854	LMU	C4'-C5'-C6'-O6'
20	A	841	CLA	O2A-C1-C2-C3
20	A	852	CLA	O2A-C1-C2-C3
20	B	808	CLA	O2A-C1-C2-C3
20	B	831	CLA	O2A-C1-C2-C3
25	B	848	LMG	C9-C8-O7-C10
21	H	104	LMU	C5'-C4'-O1B-C1B
25	B	848	LMG	C11-C12-C13-C14
20	B	810	CLA	C6-C7-C8-C9
20	4	302	CLA	O1D-CGD-O2D-CED
20	B	810	CLA	O1D-CGD-O2D-CED
22	A	847	BCR	C20-C21-C22-C23
21	G	101	LMU	C4-C5-C6-C7
20	A	808	CLA	C15-C16-C17-C18
20	A	811	CLA	CBA-CGA-O2A-C1
20	A	829	CLA	CBA-CGA-O2A-C1
20	B	805	CLA	CBA-CGA-O2A-C1
21	F	201	LMU	C3'-C4'-O1B-C1B
21	A	849	LMU	C3-C4-C5-C6
21	1	219	LMU	C9-C10-C11-C12
21	A	849	LMU	C9-C10-C11-C12
20	A	812	CLA	C2-C3-C5-C6
20	A	816	CLA	C6-C7-C8-C9
21	F	201	LMU	C11-C10-C9-C8
21	2	317	LMU	C5-C6-C7-C8
20	A	838	CLA	C16-C17-C18-C20

Continued on next page...

Continued from previous page...

Mol	Chain	Res	Type	Atoms
21	A	853	LMU	C4-C5-C6-C7
21	L	205	LMU	C11-C10-C9-C8
21	L	211	LMU	C7-C8-C9-C10
21	2	320	LMU	C9-C10-C11-C12
21	L	204	LMU	C11-C10-C9-C8
21	H	108	LMU	C3'-C4'-O1B-C1B
21	2	319	LMU	C9-C10-C11-C12
21	R	101	LMU	C9-C10-C11-C12
21	H	106	LMU	C2-C3-C4-C5
20	K	103	CLA	CBA-CGA-O2A-C1
21	K	106	LMU	C1-C2-C3-C4
21	R	104	LMU	C9-C10-C11-C12
21	R	105	LMU	C3'-C4'-O1B-C1B
21	G	101	LMU	C5-C6-C7-C8
20	B	850	CLA	C2A-CAA-CBA-CGA
20	R	108	CLA	C2A-CAA-CBA-CGA
21	2	317	LMU	C9-C10-C11-C12
20	H	101	CLA	C5-C6-C7-C8
21	H	104	LMU	C9-C10-C11-C12
20	A	831	CLA	O1A-CGA-O2A-C1
20	A	804	CLA	C2C-C3C-CAC-CBC
25	B	848	LMG	C10-C11-C12-C13
21	3	322	LMU	C2-C3-C4-C5
21	B	802	LMU	C3-C4-C5-C6
21	D	201	LMU	C6-C7-C8-C9
25	B	848	LMG	C39-C40-C41-C42
20	A	830	CLA	O1A-CGA-O2A-C1
21	N	101	LMU	C5-C6-C7-C8
21	R	105	LMU	C5-C6-C7-C8
20	A	813	CLA	C6-C7-C8-C9
21	A	848	LMU	C9-C10-C11-C12
21	2	313	LMU	C3'-C4'-O1B-C1B
20	B	810	CLA	C6-C7-C8-C10
20	A	812	CLA	C4-C3-C5-C6
20	B	810	CLA	C4-C3-C5-C6
20	B	816	CLA	C4-C3-C5-C6
20	B	827	CLA	C4-C3-C5-C6
20	B	849	CLA	C4-C3-C5-C6
20	L	201	CLA	C4-C3-C5-C6
20	A	820	CLA	CBA-CGA-O2A-C1
20	L	203	CLA	CBA-CGA-O2A-C1
21	A	854	LMU	C5-C6-C7-C8

Continued on next page...

Continued from previous page...

Mol	Chain	Res	Type	Atoms
21	4	322	LMU	C5-C6-C7-C8
21	H	104	LMU	C6-C7-C8-C9
21	2	317	LMU	C2-C1-O1'-C1'
21	A	853	LMU	C2-C1-O1'-C1'
21	E	101	LMU	C2-C1-O1'-C1'
21	G	101	LMU	C2-C1-O1'-C1'
21	K	105	LMU	C2-C1-O1'-C1'
21	R	103	LMU	C2-C1-O1'-C1'
21	A	856	LMU	C1-C2-C3-C4
20	2	322	CLA	C11-C12-C13-C14
20	3	311	CLA	C11-C10-C8-C9
20	A	808	CLA	C11-C10-C8-C9
20	A	811	CLA	C6-C7-C8-C9
20	A	823	CLA	C11-C12-C13-C14
20	A	838	CLA	C6-C7-C8-C9
20	A	841	CLA	C11-C10-C8-C9
20	A	852	CLA	C6-C7-C8-C9
20	A	852	CLA	C14-C13-C15-C16
20	B	805	CLA	C6-C7-C8-C9
20	B	806	CLA	C6-C7-C8-C9
20	B	811	CLA	C6-C7-C8-C9
20	B	812	CLA	C6-C7-C8-C9
20	B	825	CLA	C11-C10-C8-C9
20	B	826	CLA	C6-C7-C8-C9
20	B	826	CLA	C11-C12-C13-C14
20	B	838	CLA	C11-C10-C8-C9
20	K	103	CLA	C11-C10-C8-C9
20	K	103	CLA	C14-C13-C15-C16
21	G	101	LMU	C6-C7-C8-C9
20	B	820	CLA	O1A-CGA-O2A-C1
21	B	847	LMU	C2-C3-C4-C5
20	3	311	CLA	C16-C17-C18-C20
21	4	320	LMU	O5B-C1B-O1B-C4'
20	B	839	CLA	CBA-CGA-O2A-C1
20	4	318	CLA	C3-C5-C6-C7
21	D	201	LMU	C2'-C1'-O1'-C1
21	1	220	LMU	C3-C4-C5-C6
20	J	101	CLA	CAA-CBA-CGA-O2A
21	1	218	LMU	C4'-C5'-C6'-O6'
20	1	215	CLA	C6-C7-C8-C10
20	2	308	CLA	C11-C10-C8-C7
20	3	311	CLA	C12-C13-C15-C16

Continued on next page...

Continued from previous page...

Mol	Chain	Res	Type	Atoms
20	A	826	CLA	C6-C7-C8-C10
20	A	852	CLA	C11-C10-C8-C7
20	B	806	CLA	C6-C7-C8-C10
20	B	807	CLA	C11-C10-C8-C7
20	B	808	CLA	C12-C13-C15-C16
20	B	811	CLA	C11-C10-C8-C7
20	B	817	CLA	C11-C10-C8-C7
20	B	821	CLA	C6-C7-C8-C10
20	B	823	CLA	C6-C7-C8-C10
20	B	826	CLA	C6-C7-C8-C10
20	B	836	CLA	C11-C10-C8-C7
20	B	851	CLA	C12-C13-C15-C16
20	J	103	CLA	C11-C12-C13-C15
20	K	103	CLA	C11-C12-C13-C15
21	L	204	LMU	C9-C10-C11-C12
21	4	320	LMU	C5-C6-C7-C8
21	A	853	LMU	C5'-C4'-O1B-C1B
20	B	809	CLA	C6-C7-C8-C10
21	L	204	LMU	C5-C6-C7-C8
20	A	820	CLA	C3A-C2A-CAA-CBA
20	A	831	CLA	C3A-C2A-CAA-CBA
20	B	803	CLA	C3A-C2A-CAA-CBA
20	B	805	CLA	C3A-C2A-CAA-CBA
20	J	103	CLA	C4-C3-C5-C6
20	A	819	CLA	C13-C15-C16-C17
21	4	301	LMU	O1'-C1-C2-C3
20	A	803	CLA	CAA-CBA-CGA-O2A
20	B	812	CLA	C2-C3-C5-C6
20	B	816	CLA	C2-C3-C5-C6
21	R	102	LMU	C3'-C4'-O1B-C1B
20	4	306	CLA	CBA-CGA-O2A-C1
20	A	813	CLA	CBA-CGA-O2A-C1
20	A	809	CLA	C4C-C3C-CAC-CBC
22	A	846	BCR	C13-C14-C15-C16
22	B	852	BCR	C13-C14-C15-C16
22	B	852	BCR	C15-C16-C17-C18
22	B	846	BCR	C36-C18-C19-C20
21	3	321	LMU	C5-C6-C7-C8
20	B	822	CLA	C6-C7-C8-C9
20	2	302	CLA	C4-C3-C5-C6
20	A	829	CLA	O1A-CGA-O2A-C1
20	K	103	CLA	O1A-CGA-O2A-C1

Continued on next page...

Continued from previous page...

Mol	Chain	Res	Type	Atoms
21	A	856	LMU	C2-C3-C4-C5
22	A	846	BCR	C17-C18-C19-C20
21	1	219	LMU	C5-C6-C7-C8
21	K	106	LMU	C6-C7-C8-C9
20	A	830	CLA	C16-C17-C18-C19
20	B	850	CLA	C16-C17-C18-C20
20	B	825	CLA	C10-C11-C12-C13
21	K	109	LMU	O1'-C1-C2-C3
21	3	322	LMU	C9-C10-C11-C12
20	B	835	CLA	C10-C11-C12-C13
21	1	220	LMU	C6-C7-C8-C9
21	L	204	LMU	C2-C3-C4-C5
21	L	205	LMU	C7-C8-C9-C10
21	1	219	LMU	O1'-C1-C2-C3
20	B	812	CLA	C4-C3-C5-C6
20	F	206	CLA	C4-C3-C5-C6
20	B	827	CLA	C2-C3-C5-C6
20	B	849	CLA	C2-C3-C5-C6
20	F	206	CLA	C2-C3-C5-C6
20	J	103	CLA	C2-C3-C5-C6
21	K	105	LMU	C9-C10-C11-C12
21	C	101	LMU	C3'-C4'-O1B-C1B
21	N	101	LMU	O1'-C1-C2-C3
23	B	841	PQN	C26-C27-C28-C30
20	B	849	CLA	C8-C10-C11-C12
20	2	305	CLA	O1D-CGD-O2D-CED
22	A	843	BCR	C23-C24-C25-C26
22	A	846	BCR	C23-C24-C25-C30
22	B	842	BCR	C23-C24-C25-C30
22	B	843	BCR	C23-C24-C25-C30
22	B	846	BCR	C23-C24-C25-C30
22	L	210	BCR	C1-C6-C7-C8
20	B	849	CLA	CAA-CBA-CGA-O2A
20	B	823	CLA	C5-C6-C7-C8
20	B	827	CLA	C13-C15-C16-C17
20	J	103	CLA	C14-C13-C15-C16
20	A	822	CLA	O1A-CGA-O2A-C1
20	3	318	CLA	C5-C6-C7-C8
21	1	217	LMU	C11-C10-C9-C8
20	4	305	CLA	C6-C7-C8-C9
20	A	808	CLA	C16-C17-C18-C20
20	B	805	CLA	C11-C12-C13-C15

Continued on next page...

Continued from previous page...

Mol	Chain	Res	Type	Atoms
20	2	316	CLA	C13-C15-C16-C17
20	A	825	CLA	C5-C6-C7-C8
20	B	850	CLA	C5-C6-C7-C8
21	R	102	LMU	C3-C4-C5-C6
21	B	802	LMU	C5'-C4'-O1B-C1B
21	A	848	LMU	O5'-C5'-C6'-O6'
21	B	801	LMU	C9-C10-C11-C12
20	J	103	CLA	C12-C13-C15-C16
20	B	808	CLA	C4-C3-C5-C6
20	2	308	CLA	C13-C15-C16-C17
20	2	307	CLA	C4C-C3C-CAC-CBC
23	A	842	PQN	C26-C27-C28-C29
21	3	321	LMU	C7-C8-C9-C10
21	R	102	LMU	C5-C6-C7-C8
20	1	215	CLA	C6-C7-C8-C9
20	A	808	CLA	C14-C13-C15-C16
20	A	850	CLA	C14-C13-C15-C16
20	B	817	CLA	C11-C12-C13-C14
20	B	830	CLA	C11-C12-C13-C14
21	A	854	LMU	C6-C7-C8-C9
21	K	106	LMU	C5-C6-C7-C8
21	R	104	LMU	O5B-C1B-O1B-C4'
21	4	322	LMU	C1-C2-C3-C4
20	B	838	CLA	O1D-CGD-O2D-CED
21	F	201	LMU	C2-C3-C4-C5
20	A	805	CLA	C16-C17-C18-C20
20	B	821	CLA	C16-C17-C18-C20
20	B	830	CLA	C16-C17-C18-C19
20	L	201	CLA	C6-C7-C8-C9
20	A	819	CLA	O1D-CGD-O2D-CED
20	H	101	CLA	C3-C5-C6-C7
21	2	320	LMU	C6-C7-C8-C9
21	B	847	LMU	C3-C4-C5-C6
25	B	848	LMG	C41-C42-C43-C44
20	B	806	CLA	C8-C10-C11-C12
21	K	104	LMU	C9-C10-C11-C12
20	H	109	CLA	C4-C3-C5-C6
22	3	314	BCR	C15-C16-C17-C18
22	B	852	BCR	C9-C10-C11-C12
20	4	304	CLA	C16-C17-C18-C20
20	B	803	CLA	C16-C17-C18-C19
20	B	809	CLA	C6-C7-C8-C9

Continued on next page...

Continued from previous page...

Mol	Chain	Res	Type	Atoms
20	4	304	CLA	C2C-C3C-CAC-CBC
23	B	841	PQN	C23-C25-C26-C27
21	A	848	LMU	O1'-C1-C2-C3
20	4	304	CLA	CBA-CGA-O2A-C1
20	4	302	CLA	C6-C7-C8-C10
20	B	826	CLA	C16-C17-C18-C19
21	H	104	LMU	O5B-C1B-O1B-C4'
20	A	808	CLA	C13-C15-C16-C17
21	C	101	LMU	C5'-C4'-O1B-C1B
21	1	218	LMU	C7-C8-C9-C10
20	2	316	CLA	C12-C13-C15-C16
20	4	304	CLA	C11-C12-C13-C15
20	A	805	CLA	C11-C12-C13-C15
20	A	808	CLA	C11-C10-C8-C7
20	A	818	CLA	C12-C13-C15-C16
20	A	830	CLA	C11-C10-C8-C7
20	A	835	CLA	C12-C13-C15-C16
20	A	852	CLA	C11-C12-C13-C15
20	B	815	CLA	C11-C10-C8-C7
20	B	824	CLA	C11-C12-C13-C15
20	B	827	CLA	C11-C12-C13-C15
20	B	839	CLA	C11-C12-C13-C15
21	B	801	LMU	C3-C4-C5-C6
22	B	844	BCR	C11-C12-C13-C14
20	B	805	CLA	O1A-CGA-O2A-C1
20	A	811	CLA	C13-C15-C16-C17
20	L	208	CLA	C2A-CAA-CBA-CGA
20	1	206	CLA	C14-C13-C15-C16
20	A	805	CLA	C16-C17-C18-C19
20	A	820	CLA	O1A-CGA-O2A-C1
20	L	203	CLA	O1A-CGA-O2A-C1
20	B	808	CLA	C2-C3-C5-C6
20	A	839	CLA	C13-C15-C16-C17
20	B	825	CLA	C3-C5-C6-C7
20	B	826	CLA	C3-C5-C6-C7
21	H	104	LMU	C4B-C5B-C6B-O6B
20	A	823	CLA	C4C-C3C-CAC-CBC
20	B	850	CLA	C10-C11-C12-C13
22	F	202	BCR	C9-C10-C11-C12
20	A	839	CLA	C16-C17-C18-C20
20	B	824	CLA	C5-C6-C7-C8
21	2	319	LMU	C11-C10-C9-C8

Continued on next page...

Continued from previous page...

Mol	Chain	Res	Type	Atoms
21	N	101	LMU	C6-C7-C8-C9
20	A	824	CLA	C3-C5-C6-C7
20	A	839	CLA	C8-C10-C11-C12
21	2	313	LMU	C5-C6-C7-C8
20	H	109	CLA	C2-C3-C5-C6
21	3	322	LMU	C4'-C5'-C6'-O6'
20	A	808	CLA	C3-C5-C6-C7
21	1	213	LMU	C2-C3-C4-C5
20	A	805	CLA	C11-C12-C13-C14
20	A	811	CLA	C14-C13-C15-C16
20	A	830	CLA	C6-C7-C8-C9
20	B	805	CLA	C11-C10-C8-C9
20	B	811	CLA	C11-C10-C8-C9
20	B	830	CLA	C14-C13-C15-C16
20	L	202	CLA	C14-C13-C15-C16
20	B	803	CLA	C16-C17-C18-C20
21	K	109	LMU	C3'-C4'-O1B-C1B
21	B	801	LMU	C4-C5-C6-C7
20	B	824	CLA	CBD-CGD-O2D-CED
20	A	813	CLA	O1A-CGA-O2A-C1
20	B	810	CLA	C3-C5-C6-C7
25	B	848	LMG	C38-C39-C40-C41
20	A	804	CLA	C6-C7-C8-C10
21	4	321	LMU	C2-C3-C4-C5
20	F	205	CLA	C4C-C3C-CAC-CBC
21	1	217	LMU	C4-C5-C6-C7
21	L	204	LMU	C3'-C4'-O1B-C1B
20	A	851	CLA	C2A-CAA-CBA-CGA
20	A	830	CLA	C16-C17-C18-C20
20	A	839	CLA	C16-C17-C18-C19
21	4	320	LMU	C11-C10-C9-C8
20	4	306	CLA	O1A-CGA-O2A-C1
20	A	811	CLA	O1A-CGA-O2A-C1
20	A	801	CLA	CAA-CBA-CGA-O2A
21	R	104	LMU	C5'-C4'-O1B-C1B
21	H	105	LMU	O5B-C1B-O1B-C4'
20	3	302	CLA	O1D-CGD-O2D-CED
21	A	855	LMU	O5B-C1B-O1B-C4'
21	A	854	LMU	C2-C1-O1'-C1'
21	C	101	LMU	C2-C1-O1'-C1'
21	B	801	LMU	C3'-C4'-O1B-C1B
20	2	316	CLA	C1A-C2A-CAA-CBA

Continued on next page...

Continued from previous page...

Mol	Chain	Res	Type	Atoms
20	A	837	CLA	C1A-C2A-CAA-CBA
20	B	835	CLA	C1A-C2A-CAA-CBA
20	B	850	CLA	C1A-C2A-CAA-CBA
20	K	101	CLA	O1D-CGD-O2D-CED
21	4	320	LMU	C2-C3-C4-C5
22	J	102	BCR	C17-C18-C19-C20
20	4	302	CLA	C6-C7-C8-C9
20	B	807	CLA	C3-C5-C6-C7
20	A	839	CLA	C5-C6-C7-C8
20	A	814	CLA	C2C-C3C-CAC-CBC
20	B	823	CLA	C2A-CAA-CBA-CGA
21	3	322	LMU	C11-C10-C9-C8
20	2	302	CLA	C2-C3-C5-C6
20	3	318	CLA	C11-C12-C13-C15
20	A	825	CLA	C11-C10-C8-C7
20	A	828	CLA	C6-C7-C8-C10
20	A	850	CLA	C6-C7-C8-C10
20	B	803	CLA	C11-C10-C8-C7
20	B	812	CLA	C11-C12-C13-C15
20	B	827	CLA	C12-C13-C15-C16
20	B	830	CLA	C11-C10-C8-C7
20	B	839	CLA	C12-C13-C15-C16
20	B	849	CLA	C11-C12-C13-C15
20	I	102	CLA	C11-C10-C8-C7
20	K	103	CLA	C6-C7-C8-C10
23	A	842	PQN	C22-C23-C25-C26
20	B	820	CLA	C6-C7-C8-C9
20	B	851	CLA	C16-C17-C18-C20
20	3	302	CLA	CBD-CGD-O2D-CED
20	B	839	CLA	O1A-CGA-O2A-C1
20	R	108	CLA	C10-C11-C12-C13
20	A	839	CLA	C3A-C2A-CAA-CBA
20	4	304	CLA	C16-C17-C18-C19
20	B	813	CLA	C11-C12-C13-C14
20	H	103	CLA	C6-C7-C8-C9
21	B	847	LMU	C1-C2-C3-C4
20	A	818	CLA	C14-C13-C15-C16
20	A	835	CLA	C14-C13-C15-C16
20	A	852	CLA	C11-C12-C13-C14
20	B	827	CLA	C6-C7-C8-C9
20	B	836	CLA	C11-C10-C8-C9
21	H	105	LMU	C7-C8-C9-C10

Continued on next page...

Continued from previous page...

Mol	Chain	Res	Type	Atoms
22	L	210	BCR	C15-C16-C17-C18
20	1	202	CLA	C8-C10-C11-C12
20	B	813	CLA	C10-C11-C12-C13
20	A	834	CLA	C1-C2-C3-C4
21	C	101	LMU	O1'-C1-C2-C3
20	A	838	CLA	C16-C17-C18-C19
21	A	855	LMU	C2-C3-C4-C5
21	4	317	LMU	C3-C4-C5-C6
20	3	318	CLA	C10-C11-C12-C13
20	2	308	CLA	CAD-CBD-CGD-O2D
20	4	302	CLA	CAD-CBD-CGD-O2D
20	A	826	CLA	CAD-CBD-CGD-O2D
20	B	806	CLA	CAD-CBD-CGD-O2D
20	B	833	CLA	CAD-CBD-CGD-O2D
20	B	835	CLA	CAD-CBD-CGD-O2D
20	B	850	CLA	CAD-CBD-CGD-O2D
20	J	101	CLA	CAD-CBD-CGD-O2D
20	4	304	CLA	O1A-CGA-O2A-C1
20	B	816	CLA	C11-C12-C13-C15
21	4	317	LMU	O1'-C1-C2-C3
21	A	856	LMU	C5'-C4'-O1B-C1B
20	2	307	CLA	C2A-CAA-CBA-CGA
20	3	311	CLA	C2A-CAA-CBA-CGA
20	H	101	CLA	C2A-CAA-CBA-CGA
20	A	824	CLA	C13-C15-C16-C17
21	2	319	LMU	O5B-C5B-C6B-O6B
21	G	101	LMU	C9-C10-C11-C12
20	2	308	CLA	CAD-CBD-CGD-O1D
20	4	302	CLA	CAD-CBD-CGD-O1D
20	4	311	CLA	CHA-CBD-CGD-O1D
20	4	311	CLA	CHA-CBD-CGD-O2D
20	A	814	CLA	CHA-CBD-CGD-O1D
20	A	814	CLA	CHA-CBD-CGD-O2D
20	A	826	CLA	CAD-CBD-CGD-O1D
20	A	835	CLA	CAD-CBD-CGD-O1D
20	B	806	CLA	CAD-CBD-CGD-O1D
20	B	807	CLA	CHA-CBD-CGD-O1D
20	B	831	CLA	CHA-CBD-CGD-O1D
20	B	831	CLA	CHA-CBD-CGD-O2D
20	B	833	CLA	CAD-CBD-CGD-O1D
20	B	835	CLA	CAD-CBD-CGD-O1D
20	B	836	CLA	CAD-CBD-CGD-O1D

Continued on next page...

Continued from previous page...

Mol	Chain	Res	Type	Atoms
20	B	850	CLA	CAD-CBD-CGD-O1D
20	H	103	CLA	CAD-CBD-CGD-O1D
20	J	101	CLA	CAD-CBD-CGD-O1D
22	A	845	BCR	C13-C14-C15-C16
20	A	841	CLA	C4-C3-C5-C6
22	B	845	BCR	C23-C24-C25-C26
21	B	801	LMU	C2-C3-C4-C5
20	3	318	CLA	C13-C15-C16-C17
20	A	826	CLA	C13-C15-C16-C17
20	B	823	CLA	C3-C5-C6-C7
20	2	308	CLA	C4C-C3C-CAC-CBC
21	R	109	LMU	C3-C4-C5-C6
20	B	806	CLA	C5-C6-C7-C8
21	A	849	LMU	C7-C8-C9-C10
22	B	845	BCR	C13-C14-C15-C16
20	B	821	CLA	C16-C17-C18-C19
21	1	219	LMU	C4-C5-C6-C7
20	2	308	CLA	C11-C10-C8-C9
20	A	825	CLA	C6-C7-C8-C9
20	B	812	CLA	C11-C10-C8-C9
20	B	823	CLA	C6-C7-C8-C9
20	B	839	CLA	C11-C12-C13-C14
23	B	841	PQN	C21-C22-C23-C24
20	A	818	CLA	C6-C7-C8-C10
20	A	825	CLA	C6-C7-C8-C10
20	B	812	CLA	C12-C13-C15-C16
20	B	821	CLA	C12-C13-C15-C16
20	B	827	CLA	C6-C7-C8-C10
20	B	830	CLA	C11-C12-C13-C15
20	B	849	CLA	C11-C10-C8-C7
21	4	322	LMU	C11-C10-C9-C8
21	3	322	LMU	O5'-C1'-O1'-C1
20	4	318	CLA	CAA-CBA-CGA-O2A
21	4	322	LMU	C6-C7-C8-C9
21	4	322	LMU	O1'-C1-C2-C3
20	B	824	CLA	O1D-CGD-O2D-CED
20	2	322	CLA	C4-C3-C5-C6
20	A	850	CLA	C4-C3-C5-C6
21	A	849	LMU	C1-C2-C3-C4
23	B	841	PQN	C26-C27-C28-C29
21	2	318	LMU	O1'-C1-C2-C3
21	E	101	LMU	C9-C10-C11-C12

Continued on next page...

Continued from previous page...

Mol	Chain	Res	Type	Atoms
20	L	207	CLA	C2A-CAA-CBA-CGA
21	1	217	LMU	C7-C8-C9-C10
21	F	201	LMU	C6-C7-C8-C9
20	A	834	CLA	C2-C1-O2A-CGA
20	J	103	CLA	C2-C1-O2A-CGA
20	R	108	CLA	CAA-CBA-CGA-O2A
21	4	301	LMU	C6-C7-C8-C9
20	A	812	CLA	C6-C7-C8-C9
21	B	801	LMU	C1-C2-C3-C4
20	A	807	CLA	CAA-CBA-CGA-O2A
20	B	814	CLA	CAA-CBA-CGA-O2A
20	3	313	CLA	C10-C11-C12-C13
21	1	220	LMU	C5'-C4'-O1B-C1B
21	R	102	LMU	C5'-C4'-O1B-C1B
22	B	846	BCR	C17-C18-C19-C20
20	1	202	CLA	C5-C6-C7-C8
21	4	321	LMU	C4-C5-C6-C7
20	B	831	CLA	C2A-CAA-CBA-CGA
20	B	837	CLA	C2A-CAA-CBA-CGA
22	A	843	BCR	C13-C14-C15-C16
22	F	202	BCR	C13-C14-C15-C16
21	R	105	LMU	C9-C10-C11-C12
20	A	811	CLA	C4-C3-C5-C6
20	A	835	CLA	C13-C15-C16-C17
20	B	808	CLA	O1D-CGD-O2D-CED
21	3	321	LMU	C2-C1-O1'-C1'
21	4	321	LMU	C2-C1-O1'-C1'
21	H	108	LMU	C2-C1-O1'-C1'
21	C	101	LMU	C9-C10-C11-C12
20	A	830	CLA	C11-C10-C8-C9
20	B	827	CLA	C11-C12-C13-C14
20	K	103	CLA	C6-C7-C8-C9
21	1	217	LMU	C5-C6-C7-C8
20	H	101	CLA	O1A-CGA-O2A-C1
20	H	103	CLA	C6-C7-C8-C10
21	A	849	LMU	C4-C5-C6-C7
20	A	819	CLA	CBA-CGA-O2A-C1
20	1	206	CLA	C2A-CAA-CBA-CGA
20	2	307	CLA	C4-C3-C5-C6
21	A	848	LMU	C4-C5-C6-C7
20	A	841	CLA	C2-C3-C5-C6
20	A	850	CLA	C2-C3-C5-C6

Continued on next page...

Continued from previous page...

Mol	Chain	Res	Type	Atoms
20	A	827	CLA	O1A-CGA-O2A-C1
22	A	845	BCR	C19-C20-C21-C22
20	B	824	CLA	C13-C15-C16-C17
21	4	320	LMU	C2B-C1B-O1B-C4'
21	4	320	LMU	C6-C7-C8-C9
20	3	311	CLA	C6-C7-C8-C10
20	3	313	CLA	C11-C10-C8-C7
20	A	835	CLA	C11-C10-C8-C7
20	B	835	CLA	C11-C10-C8-C7
20	J	103	CLA	C6-C7-C8-C10
20	H	102	CLA	C5-C6-C7-C8
20	L	201	CLA	C5-C6-C7-C8
20	A	819	CLA	O1A-CGA-O2A-C1
20	B	815	CLA	C11-C12-C13-C14
20	3	302	CLA	CBA-CGA-O2A-C1
20	A	827	CLA	CBA-CGA-O2A-C1
20	B	825	CLA	CAA-CBA-CGA-O2A
20	B	830	CLA	O1A-CGA-O2A-C1
21	A	855	LMU	C2B-C1B-O1B-C4'
21	2	313	LMU	C9-C10-C11-C12
20	2	307	CLA	C3A-C2A-CAA-CBA
20	4	302	CLA	C3A-C2A-CAA-CBA
20	4	307	CLA	C3A-C2A-CAA-CBA
20	4	316	CLA	C3A-C2A-CAA-CBA
20	A	812	CLA	C3A-C2A-CAA-CBA
20	A	834	CLA	C3A-C2A-CAA-CBA
20	A	837	CLA	C3A-C2A-CAA-CBA
20	B	835	CLA	C3A-C2A-CAA-CBA
20	B	811	CLA	CAA-CBA-CGA-O2A
20	B	812	CLA	C8-C10-C11-C12
21	F	201	LMU	C4-C5-C6-C7
22	A	847	BCR	C35-C13-C14-C15
22	B	844	BCR	C11-C10-C9-C34
22	B	852	BCR	C11-C10-C9-C34
22	F	203	BCR	C16-C17-C18-C36
20	A	814	CLA	C4C-C3C-CAC-CBC
20	B	803	CLA	C2-C1-O2A-CGA
22	A	844	BCR	C13-C14-C15-C16
20	2	322	CLA	C3-C5-C6-C7
21	R	104	LMU	C3-C4-C5-C6
20	A	835	CLA	C15-C16-C17-C18
22	F	203	BCR	C11-C12-C13-C35

Continued on next page...

Continued from previous page...

Mol	Chain	Res	Type	Atoms
21	N	101	LMU	C5'-C4'-O1B-C1B
20	H	101	CLA	C4-C3-C5-C6
21	D	201	LMU	C2B-C1B-O1B-C4'
20	A	838	CLA	C15-C16-C17-C18
20	2	303	CLA	C14-C13-C15-C16
20	2	307	CLA	C11-C10-C8-C9
20	2	308	CLA	C14-C13-C15-C16
20	3	313	CLA	C11-C10-C8-C9
20	A	805	CLA	C14-C13-C15-C16
20	A	811	CLA	C11-C12-C13-C14
20	A	830	CLA	C11-C12-C13-C14
20	A	839	CLA	C11-C12-C13-C14
20	A	841	CLA	C11-C12-C13-C14
20	A	850	CLA	C6-C7-C8-C9
20	A	851	CLA	C11-C12-C13-C14
20	B	806	CLA	C11-C10-C8-C9
20	B	821	CLA	C11-C12-C13-C14
20	B	851	CLA	C6-C7-C8-C9
20	J	103	CLA	C6-C7-C8-C9
20	A	822	CLA	C6-C7-C8-C10
21	A	853	LMU	C6-C7-C8-C9
20	A	823	CLA	C3-C5-C6-C7
21	4	321	LMU	C1-C2-C3-C4
20	A	826	CLA	C4-C3-C5-C6
20	B	824	CLA	C16-C17-C18-C20
20	A	835	CLA	CBA-CGA-O2A-C1
20	B	830	CLA	CBA-CGA-O2A-C1
21	D	201	LMU	O5B-C1B-O1B-C4'
20	4	307	CLA	C1A-C2A-CAA-CBA
20	A	807	CLA	C1A-C2A-CAA-CBA
20	A	831	CLA	C1A-C2A-CAA-CBA
20	B	803	CLA	C1A-C2A-CAA-CBA
20	B	833	CLA	C1A-C2A-CAA-CBA
22	A	847	BCR	C12-C13-C14-C15
22	B	844	BCR	C11-C10-C9-C8
22	B	852	BCR	C11-C10-C9-C8
22	F	203	BCR	C16-C17-C18-C19
22	A	843	BCR	C23-C24-C25-C30
22	A	846	BCR	C23-C24-C25-C26
22	B	842	BCR	C23-C24-C25-C26
22	B	843	BCR	C23-C24-C25-C26
22	L	210	BCR	C5-C6-C7-C8

Continued on next page...

Continued from previous page...

Mol	Chain	Res	Type	Atoms
21	A	848	LMU	C1-C2-C3-C4
20	A	830	CLA	C8-C10-C11-C12
20	B	830	CLA	C4-C3-C5-C6
20	R	108	CLA	C4-C3-C5-C6
21	R	104	LMU	C2-C3-C4-C5
20	A	833	CLA	CAA-CBA-CGA-O2A
20	2	307	CLA	C11-C10-C8-C7
20	2	316	CLA	C11-C10-C8-C7
20	4	304	CLA	C6-C7-C8-C10
20	A	823	CLA	C12-C13-C15-C16
20	A	839	CLA	C6-C7-C8-C10
20	B	825	CLA	C6-C7-C8-C10
20	B	827	CLA	C11-C10-C8-C7
20	B	849	CLA	C6-C7-C8-C10
23	B	841	PQN	C21-C22-C23-C25
20	3	313	CLA	C2A-CAA-CBA-CGA
20	B	825	CLA	C2A-CAA-CBA-CGA
20	K	101	CLA	C2C-C3C-CAC-CBC
20	A	830	CLA	C10-C11-C12-C13
20	B	808	CLA	C13-C15-C16-C17
21	H	106	LMU	C2B-C1B-O1B-C4'
20	1	206	CLA	C12-C13-C15-C16
20	2	322	CLA	C12-C13-C15-C16
20	L	208	CLA	C2-C1-O2A-CGA
20	A	810	CLA	CAA-CBA-CGA-O2A
20	2	307	CLA	C2-C3-C5-C6
20	A	811	CLA	C2-C3-C5-C6
20	A	824	CLA	C2-C3-C5-C6
20	B	830	CLA	C2-C3-C5-C6
20	H	101	CLA	C2-C3-C5-C6
20	B	803	CLA	C5-C6-C7-C8
20	A	814	CLA	CAA-CBA-CGA-O1A
20	A	852	CLA	C16-C17-C18-C20
21	2	319	LMU	O5B-C1B-O1B-C4'
20	A	826	CLA	C11-C12-C13-C14
20	A	839	CLA	C14-C13-C15-C16
20	B	812	CLA	C15-C16-C17-C18
21	C	101	LMU	C4'-C5'-C6'-O6'
21	K	105	LMU	O1'-C1-C2-C3
20	B	827	CLA	C8-C10-C11-C12
20	A	851	CLA	C8-C10-C11-C12
21	2	318	LMU	C2B-C1B-O1B-C4'

Continued on next page...

Continued from previous page...

Mol	Chain	Res	Type	Atoms
20	A	804	CLA	C4-C3-C5-C6
20	A	824	CLA	C4-C3-C5-C6
20	B	826	CLA	C4-C3-C5-C6
21	B	802	LMU	C1-C2-C3-C4
20	A	826	CLA	C2-C3-C5-C6
20	A	833	CLA	CAA-CBA-CGA-O1A
21	2	317	LMU	C3-C4-C5-C6
20	B	839	CLA	CAA-CBA-CGA-O2A
20	A	814	CLA	CAA-CBA-CGA-O2A
20	J	101	CLA	CAA-CBA-CGA-O1A
20	4	306	CLA	C2A-CAA-CBA-CGA
20	I	102	CLA	C2A-CAA-CBA-CGA
21	G	101	LMU	C5'-C4'-O1B-C1B
20	A	810	CLA	CAA-CBA-CGA-O1A
20	3	311	CLA	CAA-CBA-CGA-O2A
20	B	805	CLA	CAA-CBA-CGA-O2A
20	B	828	CLA	CAA-CBA-CGA-O2A
20	B	816	CLA	C5-C6-C7-C8
25	B	848	LMG	C31-C32-C33-C34
20	A	852	CLA	C16-C17-C18-C19
20	B	805	CLA	C11-C12-C13-C14
20	H	109	CLA	C3-C5-C6-C7
20	A	826	CLA	C16-C17-C18-C19
20	A	824	CLA	C8-C10-C11-C12
20	B	833	CLA	CAA-CBA-CGA-O2A
20	B	849	CLA	CAA-CBA-CGA-O1A
20	B	826	CLA	C2-C3-C5-C6
21	A	856	LMU	O5'-C1'-O1'-C1
20	2	308	CLA	C12-C13-C15-C16
20	A	808	CLA	C6-C7-C8-C10
20	A	839	CLA	C12-C13-C15-C16
20	B	806	CLA	C11-C10-C8-C7
21	N	101	LMU	C9-C10-C11-C12
22	F	202	BCR	C15-C16-C17-C18
21	2	319	LMU	C1-C2-C3-C4
21	H	108	LMU	C5'-C4'-O1B-C1B
20	A	803	CLA	CAA-CBA-CGA-O1A
20	3	311	CLA	C6-C7-C8-C9
20	A	824	CLA	C11-C12-C13-C14
20	B	806	CLA	C11-C12-C13-C14
20	B	849	CLA	C11-C10-C8-C9
20	J	103	CLA	C11-C10-C8-C9

Continued on next page...

Continued from previous page...

Mol	Chain	Res	Type	Atoms
23	A	842	PQN	C24-C23-C25-C26
20	4	307	CLA	C2A-CAA-CBA-CGA
20	2	322	CLA	C2-C1-O2A-CGA
20	4	306	CLA	C2-C1-O2A-CGA
20	A	804	CLA	C2-C1-O2A-CGA
20	A	832	CLA	C2-C1-O2A-CGA
20	A	838	CLA	C2-C1-O2A-CGA
20	B	824	CLA	C2-C1-O2A-CGA
20	1	204	CLA	C3A-C2A-CAA-CBA
20	2	305	CLA	C3A-C2A-CAA-CBA
20	A	811	CLA	C3A-C2A-CAA-CBA
20	A	822	CLA	C3A-C2A-CAA-CBA
20	B	819	CLA	C3A-C2A-CAA-CBA
20	K	102	CLA	C3A-C2A-CAA-CBA
21	D	201	LMU	C5-C6-C7-C8
20	A	826	CLA	C10-C11-C12-C13
20	A	836	CLA	O1D-CGD-O2D-CED
20	H	101	CLA	CBA-CGA-O2A-C1
21	2	319	LMU	C7-C8-C9-C10
20	B	833	CLA	CAA-CBA-CGA-O1A
20	B	806	CLA	C2C-C3C-CAC-CBC
20	A	835	CLA	O1A-CGA-O2A-C1
20	B	838	CLA	C13-C15-C16-C17
20	A	823	CLA	C8-C10-C11-C12
21	C	101	LMU	C3-C4-C5-C6
21	4	317	LMU	C4B-C5B-C6B-O6B
20	B	830	CLA	C5-C6-C7-C8
20	1	202	CLA	C4C-C3C-CAC-CBC
20	B	803	CLA	CAA-CBA-CGA-O2A
20	B	816	CLA	C6-C7-C8-C9
20	B	839	CLA	C14-C13-C15-C16
20	I	102	CLA	C11-C10-C8-C9
20	A	819	CLA	C16-C17-C18-C20
20	B	818	CLA	CAA-CBA-CGA-O2A
20	A	825	CLA	C10-C11-C12-C13
20	B	851	CLA	C4-C3-C5-C6
21	H	107	LMU	C5'-C4'-O1B-C1B
20	A	838	CLA	CAA-CBA-CGA-O2A
20	A	850	CLA	CAA-CBA-CGA-O2A
20	H	103	CLA	CAA-CBA-CGA-O2A
20	B	808	CLA	C2A-CAA-CBA-CGA
20	1	215	CLA	C11-C12-C13-C15

Continued on next page...

Continued from previous page...

Mol	Chain	Res	Type	Atoms
20	2	303	CLA	C12-C13-C15-C16
20	3	311	CLA	C11-C12-C13-C15
20	A	811	CLA	C6-C7-C8-C10
20	A	811	CLA	C11-C10-C8-C7
20	A	824	CLA	C11-C12-C13-C15
20	A	826	CLA	C11-C12-C13-C15
20	A	851	CLA	C11-C12-C13-C15
20	A	852	CLA	C6-C7-C8-C10
20	B	806	CLA	C11-C12-C13-C15
20	B	813	CLA	C11-C10-C8-C7
20	B	836	CLA	C6-C7-C8-C10
20	J	103	CLA	C11-C10-C8-C7
22	3	314	BCR	C1-C6-C7-C8
22	3	314	BCR	C5-C6-C7-C8
22	B	845	BCR	C1-C6-C7-C8
22	B	845	BCR	C5-C6-C7-C8
21	A	856	LMU	C9-C10-C11-C12
20	B	819	CLA	CAA-CBA-CGA-O2A
20	B	824	CLA	CAA-CBA-CGA-O2A
20	I	102	CLA	CAA-CBA-CGA-O2A
20	A	809	CLA	C2-C1-O2A-CGA
20	A	840	CLA	C2-C1-O2A-CGA
20	B	827	CLA	C2-C1-O2A-CGA
20	B	850	CLA	C2-C1-O2A-CGA
20	F	206	CLA	C2-C1-O2A-CGA
20	H	109	CLA	C2-C1-O2A-CGA
20	R	107	CLA	C2-C1-O2A-CGA
20	A	850	CLA	C16-C17-C18-C19
20	A	830	CLA	C5-C6-C7-C8
20	A	805	CLA	CAA-CBA-CGA-O2A
20	2	322	CLA	C2-C3-C5-C6
20	L	207	CLA	C2C-C3C-CAC-CBC
20	B	832	CLA	CAA-CBA-CGA-O1A
21	R	109	LMU	O1'-C1-C2-C3
20	2	312	CLA	CAA-CBA-CGA-O2A
20	4	304	CLA	CAA-CBA-CGA-O2A
20	J	103	CLA	C3-C5-C6-C7
20	B	834	CLA	CAA-CBA-CGA-O2A
21	4	322	LMU	C4'-C5'-C6'-O6'
20	B	809	CLA	C2C-C3C-CAC-CBC
20	B	822	CLA	C4-C3-C5-C6
20	A	837	CLA	CAA-CBA-CGA-O2A

Continued on next page...

Continued from previous page...

Mol	Chain	Res	Type	Atoms
20	A	804	CLA	C2-C3-C5-C6
21	H	105	LMU	C3'-C4'-O1B-C1B
20	2	305	CLA	CBD-CGD-O2D-CED
21	G	101	LMU	C3-C4-C5-C6
20	3	318	CLA	C11-C12-C13-C14
20	2	305	CLA	C1A-C2A-CAA-CBA
20	A	806	CLA	C1A-C2A-CAA-CBA
20	A	812	CLA	C1A-C2A-CAA-CBA
20	B	819	CLA	C1A-C2A-CAA-CBA
20	K	102	CLA	C1A-C2A-CAA-CBA
21	4	321	LMU	C9-C10-C11-C12
20	1	206	CLA	CAA-CBA-CGA-O2A
20	A	825	CLA	CAA-CBA-CGA-O2A
22	B	842	BCR	C15-C16-C17-C18
20	B	811	CLA	CBA-CGA-O2A-C1
21	3	322	LMU	C3'-C4'-O1B-C1B
20	A	805	CLA	C2C-C3C-CAC-CBC
20	1	210	CLA	CAA-CBA-CGA-O2A
20	A	811	CLA	CAA-CBA-CGA-O2A
21	E	101	LMU	O1'-C1-C2-C3
20	A	852	CLA	C2A-CAA-CBA-CGA
21	1	217	LMU	C9-C10-C11-C12
20	A	820	CLA	C2-C3-C5-C6
20	A	840	CLA	C2C-C3C-CAC-CBC
20	4	311	CLA	C2-C1-O2A-CGA
20	B	829	CLA	C2-C1-O2A-CGA
20	K	102	CLA	C2-C1-O2A-CGA
20	A	808	CLA	C11-C12-C13-C15
20	A	811	CLA	C12-C13-C15-C16
20	B	836	CLA	C11-C12-C13-C15
20	B	838	CLA	C6-C7-C8-C10
20	B	851	CLA	C6-C7-C8-C10
20	H	109	CLA	C11-C10-C8-C7
23	A	842	PQN	C21-C22-C23-C25
21	L	204	LMU	C5'-C4'-O1B-C1B
20	4	304	CLA	C4C-C3C-CAC-CBC
20	K	103	CLA	CAA-CBA-CGA-O2A
20	A	819	CLA	C2A-CAA-CBA-CGA
20	A	801	CLA	C2-C1-O2A-CGA
20	B	832	CLA	CAA-CBA-CGA-O2A
21	E	101	LMU	C6-C7-C8-C9
20	H	102	CLA	CAA-CBA-CGA-O2A

Continued on next page...

Continued from previous page...

Mol	Chain	Res	Type	Atoms
21	N	101	LMU	C3'-C4'-O1B-C1B
20	4	304	CLA	CAA-CBA-CGA-O1A
20	I	102	CLA	CAA-CBA-CGA-O1A
21	H	105	LMU	O1'-C1-C2-C3
20	A	816	CLA	C2A-CAA-CBA-CGA
20	2	307	CLA	C14-C13-C15-C16
20	A	828	CLA	C6-C7-C8-C9
20	B	812	CLA	C11-C12-C13-C14
20	B	834	CLA	CAA-CBA-CGA-O1A
21	H	105	LMU	C5-C6-C7-C8
21	R	103	LMU	C2-C3-C4-C5
21	1	217	LMU	C4B-C5B-C6B-O6B
21	L	211	LMU	C4'-C5'-C6'-O6'
20	A	835	CLA	C8-C10-C11-C12
20	3	311	CLA	C4-C3-C5-C6
20	H	103	CLA	CAA-CBA-CGA-O1A
20	B	824	CLA	CAA-CBA-CGA-O1A
20	B	824	CLA	C10-C11-C12-C13
20	B	822	CLA	CBD-CGD-O2D-CED
20	A	801	CLA	CAA-CBA-CGA-O1A
20	A	811	CLA	CAA-CBA-CGA-O1A
20	B	803	CLA	CAA-CBA-CGA-O1A
20	B	819	CLA	CAA-CBA-CGA-O1A
21	R	103	LMU	C5-C6-C7-C8
21	4	301	LMU	C7-C8-C9-C10
20	2	312	CLA	CAA-CBA-CGA-O1A
20	A	805	CLA	CAA-CBA-CGA-O1A
20	A	837	CLA	CAA-CBA-CGA-O1A
20	A	838	CLA	CAA-CBA-CGA-O1A
20	A	850	CLA	CAA-CBA-CGA-O1A
20	B	818	CLA	CAA-CBA-CGA-O1A
20	K	103	CLA	CAA-CBA-CGA-O1A
20	B	851	CLA	CAA-CBA-CGA-O2A
20	A	828	CLA	C10-C11-C12-C13
20	A	825	CLA	CAA-CBA-CGA-O1A
20	2	303	CLA	C5-C6-C7-C8
20	A	805	CLA	C10-C11-C12-C13
21	R	104	LMU	C2B-C1B-O1B-C4'
20	2	303	CLA	O1A-CGA-O2A-C1
20	1	206	CLA	CAA-CBA-CGA-O1A
20	2	303	CLA	CBA-CGA-O2A-C1
20	3	311	CLA	O1A-CGA-O2A-C1

Continued on next page...

Continued from previous page...

Mol	Chain	Res	Type	Atoms
20	A	851	CLA	CAD-CBD-CGD-O2D
20	B	836	CLA	CAA-CBA-CGA-O2A
21	1	213	LMU	C4-C5-C6-C7
20	H	102	CLA	CAA-CBA-CGA-O1A
20	B	830	CLA	C8-C10-C11-C12
20	4	302	CLA	C2-C1-O2A-CGA
20	A	808	CLA	C2-C1-O2A-CGA
20	A	841	CLA	C2-C1-O2A-CGA
20	A	851	CLA	C2-C1-O2A-CGA
20	B	836	CLA	C2-C1-O2A-CGA
21	A	855	LMU	C1-C2-C3-C4
20	A	813	CLA	CAA-CBA-CGA-O2A
20	A	808	CLA	C2C-C3C-CAC-CBC
25	B	848	LMG	C28-C29-C30-C31
20	2	303	CLA	C11-C12-C13-C15
20	4	316	CLA	CAA-CBA-CGA-O2A
21	A	855	LMU	C9-C10-C11-C12
20	3	318	CLA	C15-C16-C17-C18
21	3	322	LMU	O1'-C1-C2-C3
20	A	850	CLA	C2C-C3C-CAC-CBC
20	A	827	CLA	CAA-CBA-CGA-O2A
20	A	836	CLA	CAA-CBA-CGA-O2A
20	F	206	CLA	CAA-CBA-CGA-O2A
20	1	210	CLA	CAA-CBA-CGA-O1A
20	B	851	CLA	CAA-CBA-CGA-O1A

There are no ring outliers.

227 monomers are involved in 3721 short contacts:

Mol	Chain	Res	Type	Clashes	Symm-Clashes
20	1	210	CLA	9	0
20	F	205	CLA	15	0
21	K	104	LMU	8	0
20	B	824	CLA	50	0
22	I	103	BCR	46	0
20	2	316	CLA	6	0
20	1	211	CLA	5	0
21	L	205	LMU	4	0
20	B	831	CLA	16	0
20	B	838	CLA	28	0
20	B	833	CLA	23	0
22	I	101	BCR	19	0

Continued on next page...

Continued from previous page...

Mol	Chain	Res	Type	Clashes	Symm-Clashes
20	A	806	CLA	21	0
20	A	817	CLA	12	0
20	A	836	CLA	19	0
20	H	103	CLA	3	0
25	B	848	LMG	30	0
24	C	103	SF4	4	0
20	3	302	CLA	28	0
20	B	813	CLA	13	0
21	2	319	LMU	4	0
21	R	109	LMU	20	5
20	A	809	CLA	26	0
20	A	815	CLA	44	0
21	R	104	LMU	11	0
22	B	852	BCR	13	0
21	R	103	LMU	25	0
24	A	857	SF4	19	0
21	B	801	LMU	13	0
20	L	208	CLA	22	0
22	A	846	BCR	37	0
20	3	317	CLA	3	0
20	2	311	CLA	18	0
21	1	218	LMU	8	0
21	H	108	LMU	38	0
21	1	217	LMU	10	0
20	B	840	CLA	2	0
20	A	828	CLA	17	0
21	2	313	LMU	3	1
20	3	309	CLA	5	0
20	A	835	CLA	19	0
21	H	107	LMU	11	0
20	4	306	CLA	9	0
20	4	302	CLA	26	0
22	3	314	BCR	19	28
20	1	204	CLA	5	0
20	1	203	CLA	13	0
21	H	106	LMU	29	0
20	2	312	CLA	10	0
20	H	101	CLA	31	0
21	K	109	LMU	6	0
20	3	318	CLA	17	0
20	A	818	CLA	29	0
20	B	839	CLA	26	0

Continued on next page...

Continued from previous page...

Mol	Chain	Res	Type	Clashes	Symm-Clashes
20	B	851	CLA	51	0
20	A	819	CLA	45	0
20	3	305	CLA	1	0
20	K	103	CLA	3	0
20	H	109	CLA	17	0
21	N	101	LMU	36	0
20	1	206	CLA	16	0
20	3	313	CLA	25	0
20	A	840	CLA	8	0
20	L	202	CLA	26	0
20	A	811	CLA	22	0
20	B	812	CLA	20	0
21	4	320	LMU	9	5
20	A	814	CLA	35	0
20	A	825	CLA	79	0
21	4	317	LMU	4	0
20	A	804	CLA	28	0
22	F	202	BCR	31	0
20	B	820	CLA	15	0
20	3	307	CLA	16	0
20	4	316	CLA	6	0
20	B	803	CLA	28	0
20	4	309	CLA	1	0
20	H	102	CLA	15	0
20	B	836	CLA	44	0
20	B	810	CLA	17	0
20	2	307	CLA	18	0
20	1	207	CLA	6	1
20	B	806	CLA	20	0
20	B	808	CLA	21	0
20	4	319	CLA	11	0
20	4	304	CLA	24	0
20	A	822	CLA	34	0
21	3	322	LMU	8	0
20	A	821	CLA	10	0
20	1	209	CLA	11	0
20	4	314	CLA	7	0
20	B	809	CLA	6	0
20	4	318	CLA	19	0
20	R	108	CLA	12	0
20	B	814	CLA	24	0
20	3	306	CLA	3	0

Continued on next page...

Continued from previous page...

Mol	Chain	Res	Type	Clashes	Symm-Clashes
20	A	805	CLA	28	0
20	A	808	CLA	26	0
20	K	101	CLA	19	1
20	A	841	CLA	30	0
20	4	307	CLA	15	0
24	C	102	SF4	4	0
20	A	838	CLA	42	0
20	A	829	CLA	11	0
23	A	842	PQN	15	0
20	3	311	CLA	20	0
20	A	852	CLA	27	0
21	A	855	LMU	27	0
20	B	819	CLA	21	0
20	A	824	CLA	86	0
20	B	827	CLA	32	0
22	B	844	BCR	20	0
21	A	853	LMU	8	0
20	A	837	CLA	18	0
20	J	101	CLA	27	0
20	A	820	CLA	17	0
22	J	102	BCR	41	0
20	A	851	CLA	36	0
22	B	842	BCR	10	0
21	H	105	LMU	12	0
20	4	312	CLA	4	0
21	K	105	LMU	35	0
22	B	845	BCR	32	0
20	B	804	CLA	9	0
20	2	302	CLA	17	0
21	1	219	LMU	20	0
20	B	805	CLA	19	0
20	B	850	CLA	41	0
20	K	102	CLA	11	0
20	B	828	CLA	11	0
21	2	320	LMU	0	2
21	B	802	LMU	4	0
20	A	823	CLA	18	0
20	F	204	CLA	1	0
21	1	213	LMU	8	0
20	A	801	CLA	9	0
21	H	104	LMU	21	0
20	A	803	CLA	14	0

Continued on next page...

Continued from previous page...

Mol	Chain	Res	Type	Clashes	Symm-Clashes
22	A	845	BCR	45	0
21	L	211	LMU	3	0
20	B	826	CLA	33	0
20	B	822	CLA	25	0
20	L	207	CLA	9	0
21	E	101	LMU	30	0
20	4	315	CLA	3	0
20	B	817	CLA	19	0
20	2	322	CLA	35	0
20	B	815	CLA	24	0
20	B	829	CLA	13	0
20	G	102	CLA	20	0
21	D	201	LMU	12	0
20	B	823	CLA	62	0
21	4	321	LMU	2	0
21	R	102	LMU	20	0
20	L	209	CLA	13	0
21	R	106	LMU	2	0
21	A	848	LMU	3	0
20	A	833	CLA	18	1
20	2	308	CLA	9	0
20	F	206	CLA	15	0
21	A	854	LMU	42	0
20	B	832	CLA	22	0
21	K	106	LMU	47	0
21	2	317	LMU	12	0
20	A	839	CLA	42	0
20	B	835	CLA	16	0
20	4	305	CLA	20	0
22	A	844	BCR	24	0
20	I	102	CLA	12	0
20	4	310	CLA	3	0
20	A	812	CLA	4	0
20	B	825	CLA	25	0
20	A	807	CLA	29	0
20	B	834	CLA	4	0
21	A	849	LMU	4	0
21	L	204	LMU	3	0
22	B	843	BCR	17	0
20	J	103	CLA	28	0
21	R	101	LMU	6	0
20	B	849	CLA	22	0

Continued on next page...

Continued from previous page...

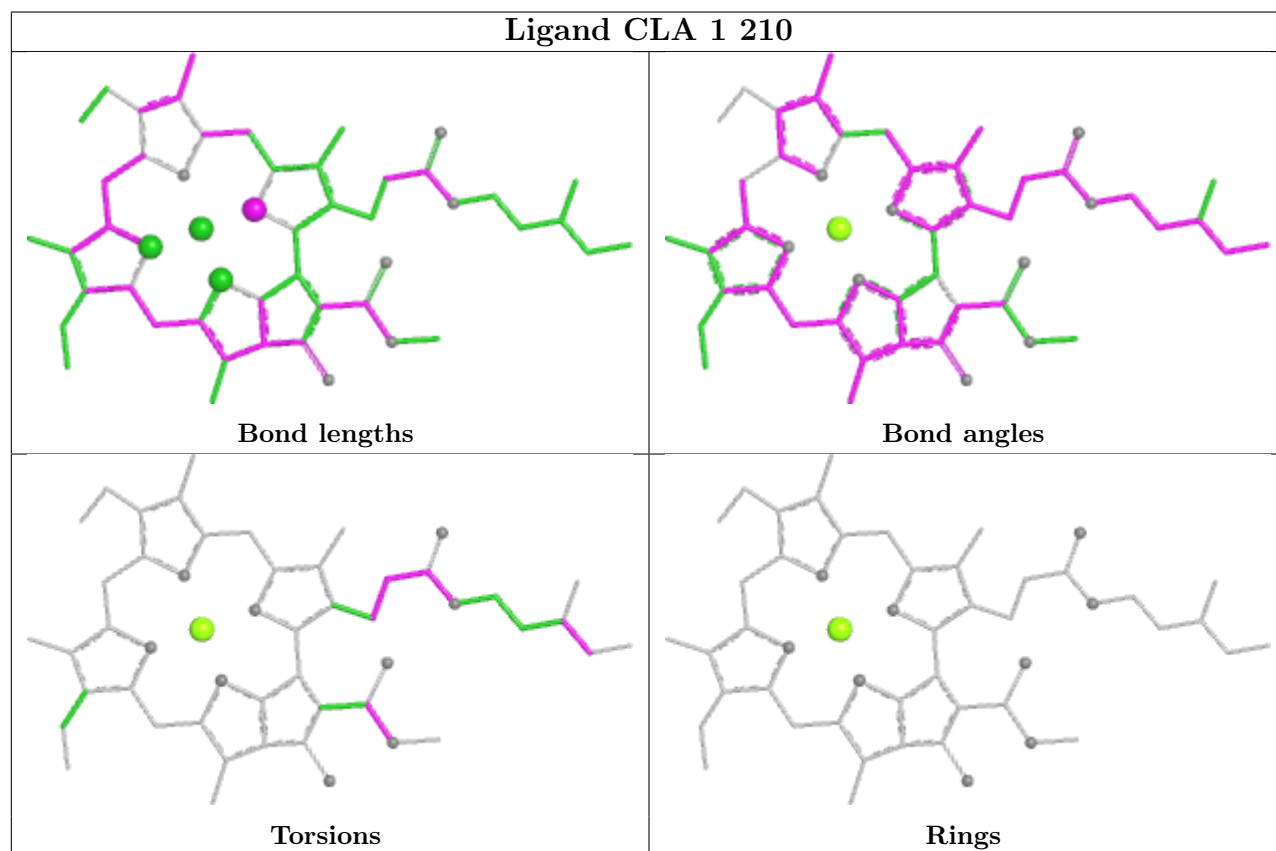
Mol	Chain	Res	Type	Clashes	Symm-Clashes
21	B	847	LMU	28	30
20	A	834	CLA	10	0
20	A	813	CLA	20	0
22	A	843	BCR	45	0
20	1	202	CLA	40	0
20	B	818	CLA	9	0
20	B	821	CLA	39	0
20	L	201	CLA	35	0
20	A	850	CLA	20	0
20	1	201	CLA	13	0
20	B	816	CLA	15	0
20	2	303	CLA	13	0
20	B	807	CLA	23	0
21	F	201	LMU	19	0
22	F	203	BCR	45	0
21	2	318	LMU	6	0
20	A	810	CLA	4	0
22	B	846	BCR	52	0
20	B	837	CLA	25	0
20	K	108	CLA	25	0
20	A	827	CLA	21	0
20	1	215	CLA	52	0
21	4	301	LMU	7	0
22	A	847	BCR	63	0
22	L	210	BCR	51	0
20	B	830	CLA	29	0
20	4	303	CLA	6	0
20	A	816	CLA	36	0
21	4	322	LMU	1	0
20	3	301	CLA	1	0
20	A	831	CLA	16	0
20	2	304	CLA	5	0
20	3	310	CLA	7	0
20	B	811	CLA	29	0
20	A	826	CLA	63	0
20	R	107	CLA	10	0
20	3	304	CLA	14	0
20	A	830	CLA	38	0
21	G	101	LMU	19	0
20	A	832	CLA	16	0
20	4	313	CLA	5	0
20	3	308	CLA	2	0

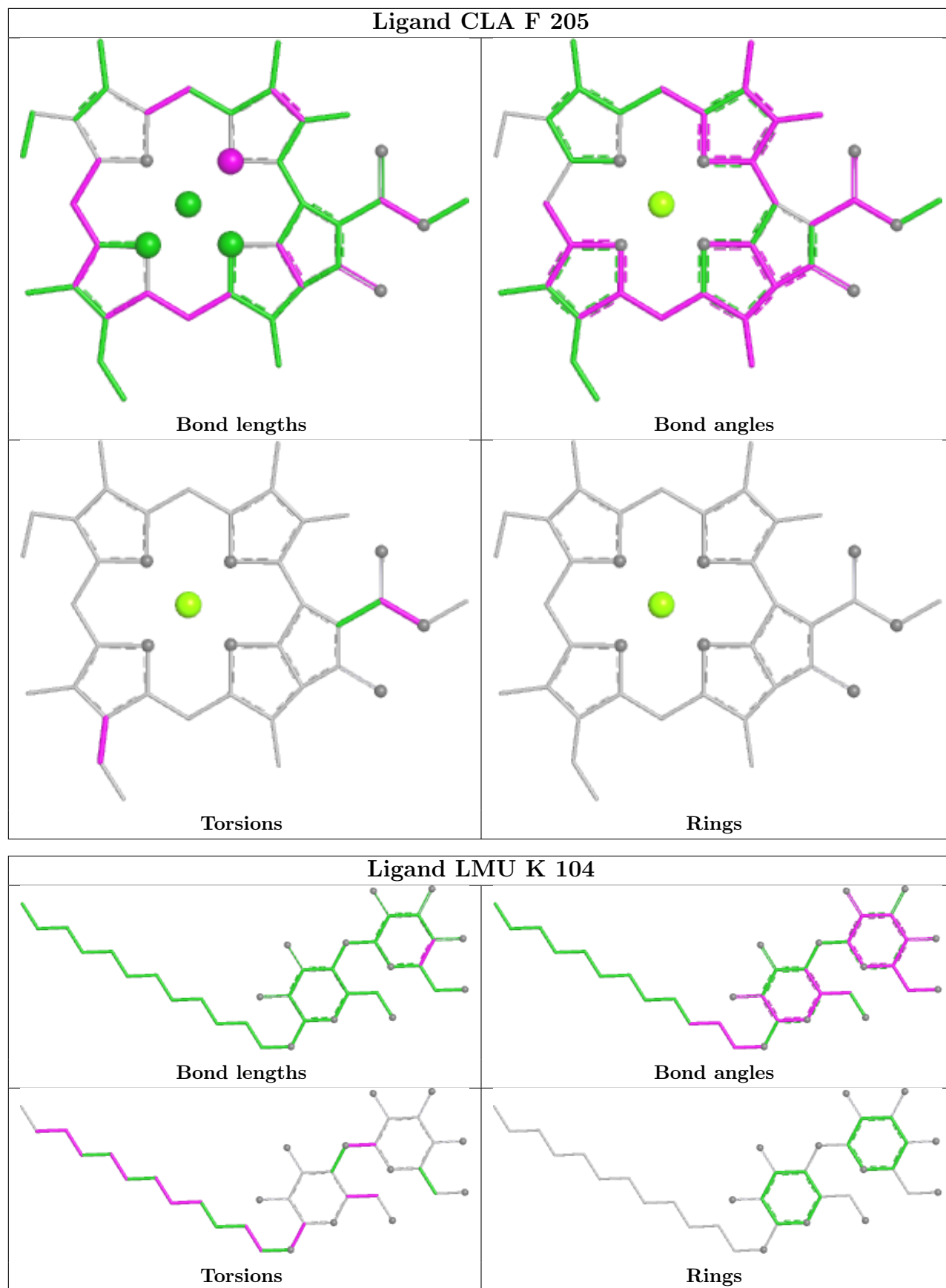
Continued on next page...

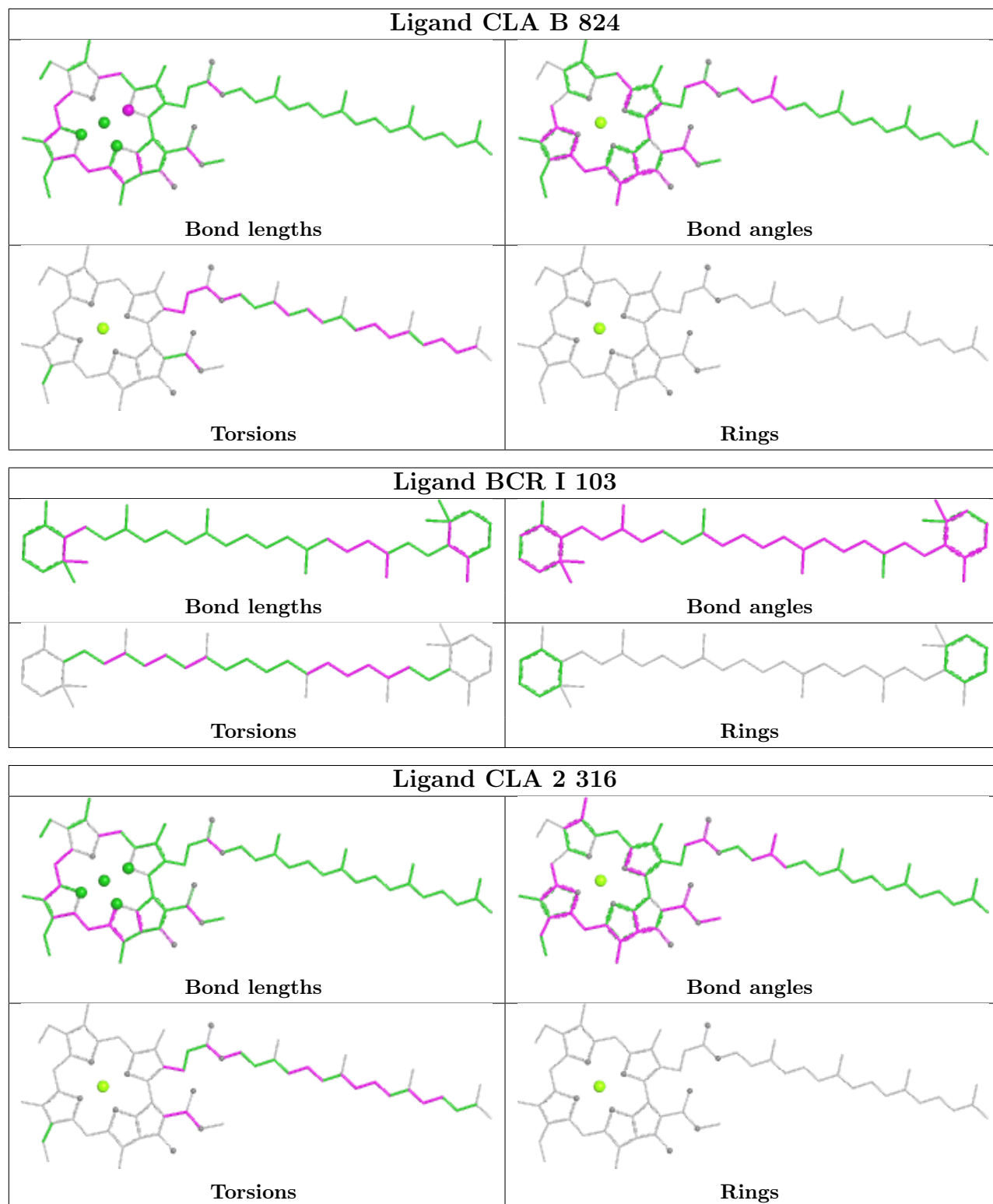
Continued from previous page...

Mol	Chain	Res	Type	Clashes	Symm-Clashes
20	L	203	CLA	17	0
20	2	305	CLA	13	0
21	3	321	LMU	4	0
20	4	311	CLA	17	0
23	B	841	PQN	32	0

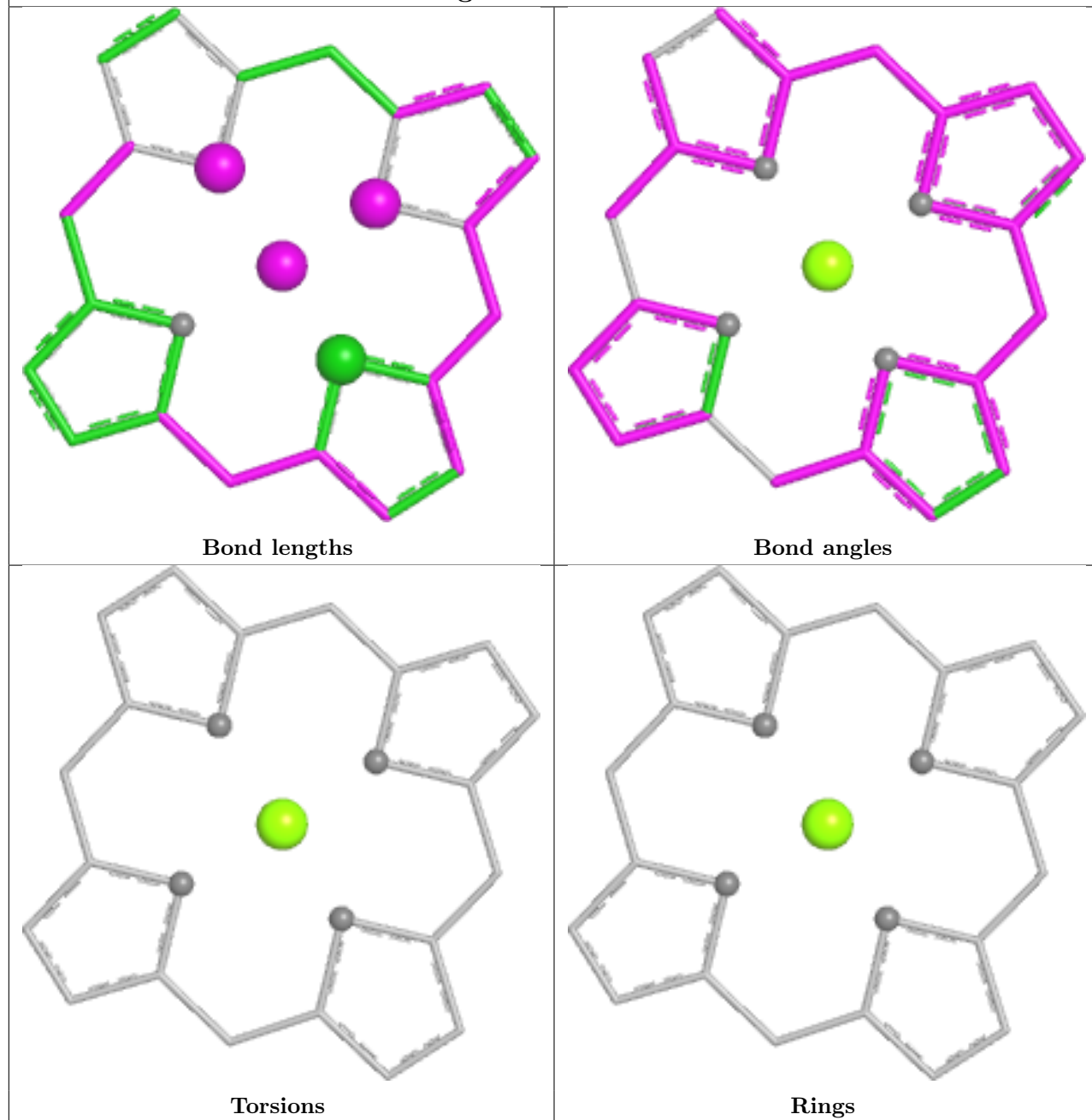
The following is a two-dimensional graphical depiction of Mogul quality analysis of bond lengths, bond angles, torsion angles, and ring geometry for all instances of the Ligand of Interest. In addition, ligands with molecular weight > 250 and outliers as shown on the validation Tables will also be included. For torsion angles, if less than 5% of the Mogul distribution of torsion angles is within 10 degrees of the torsion angle in question, then that torsion angle is considered an outlier. Any bond that is central to one or more torsion angles identified as an outlier by Mogul will be highlighted in the graph. For rings, the root-mean-square deviation (RMSD) between the ring in question and similar rings identified by Mogul is calculated over all ring torsion angles. If the average RMSD is greater than 60 degrees and the minimal RMSD between the ring in question and any Mogul-identified rings is also greater than 60 degrees, then that ring is considered an outlier. The outliers are highlighted in purple. The color gray indicates Mogul did not find sufficient equivalents in the CSD to analyse the geometry.



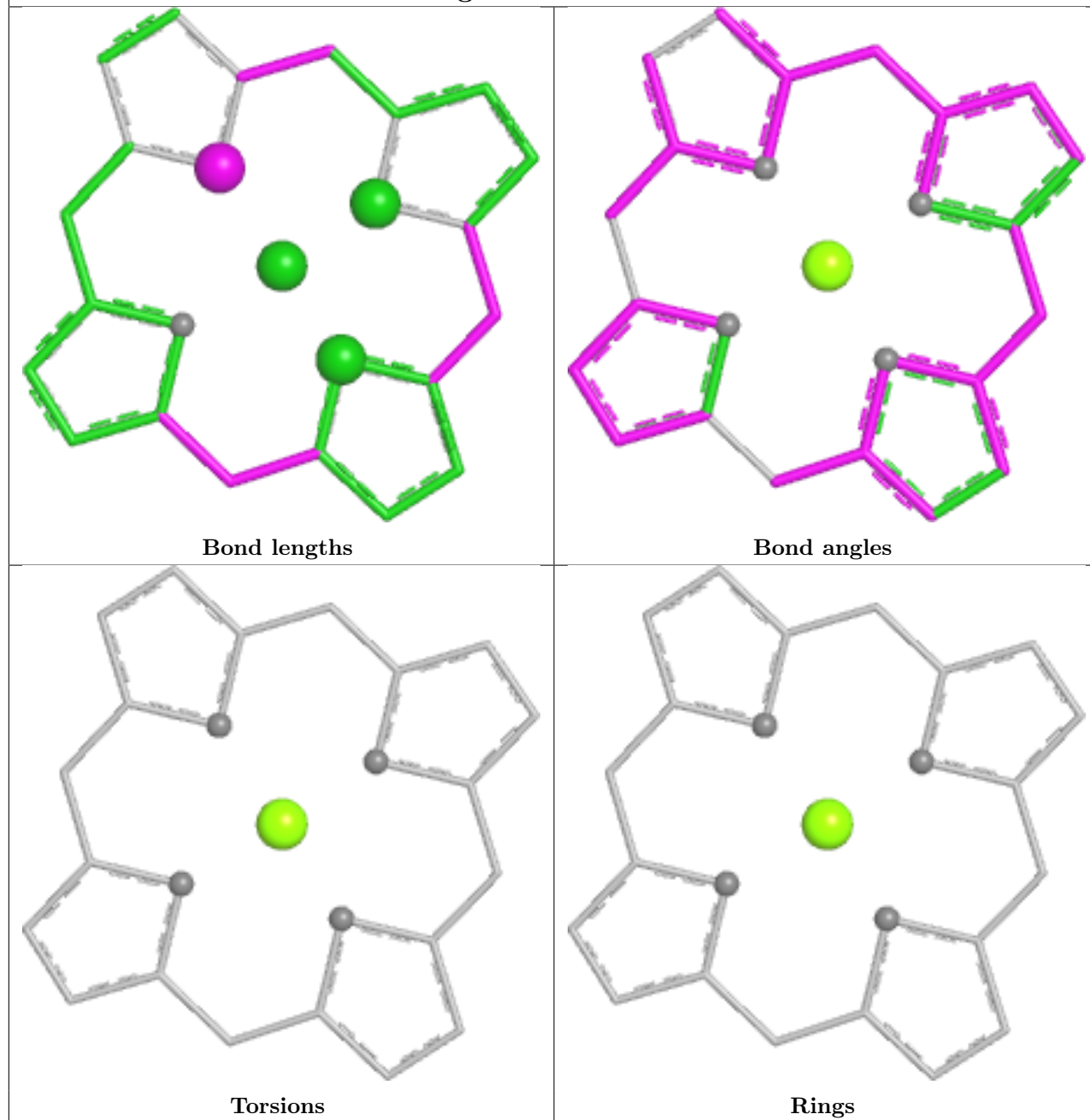


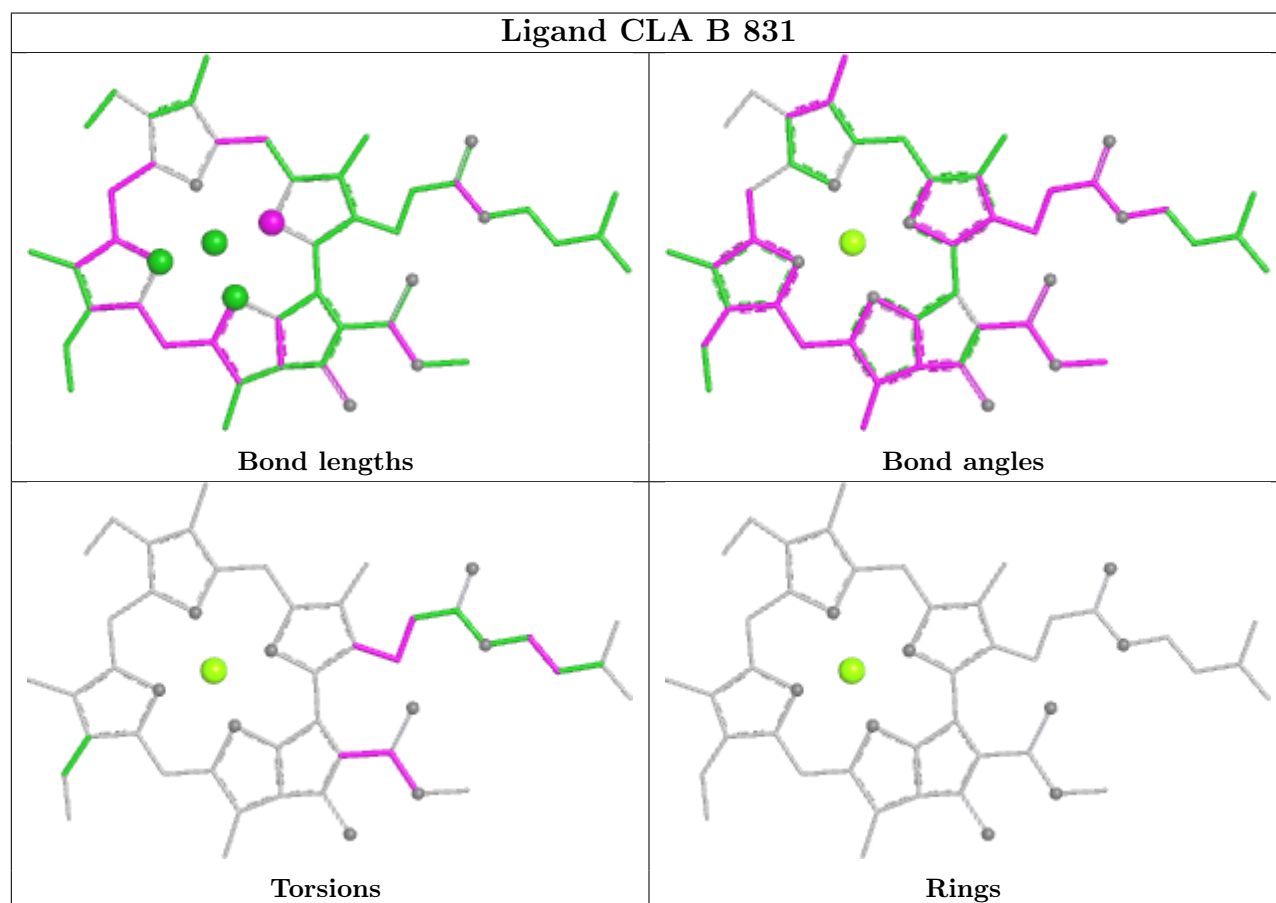
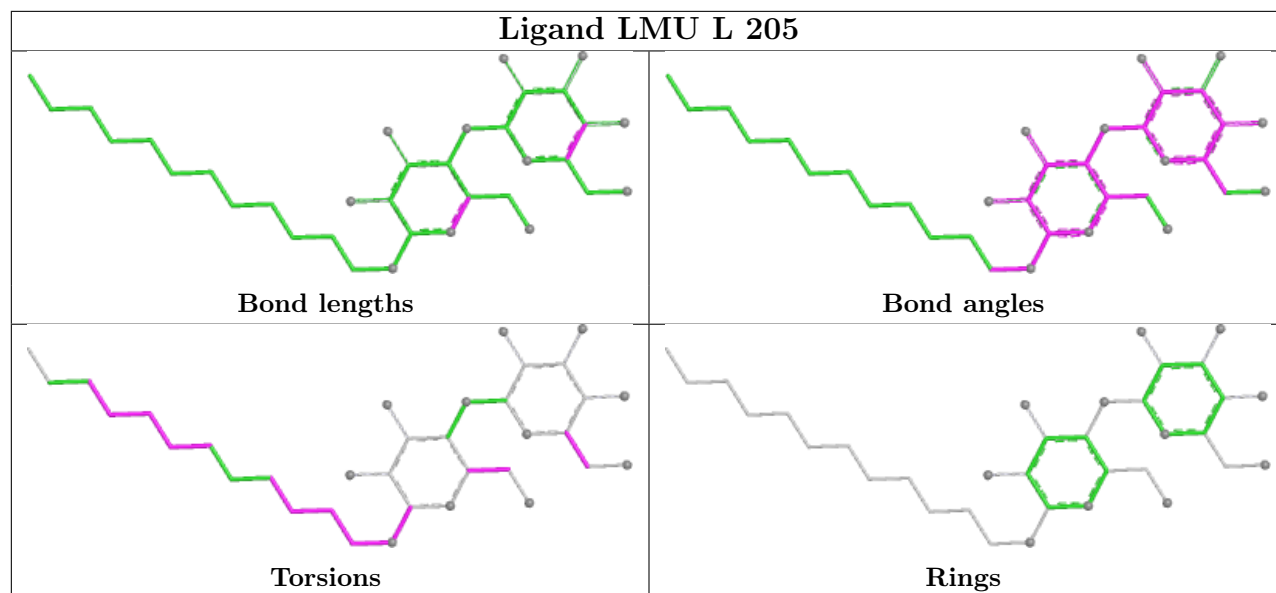


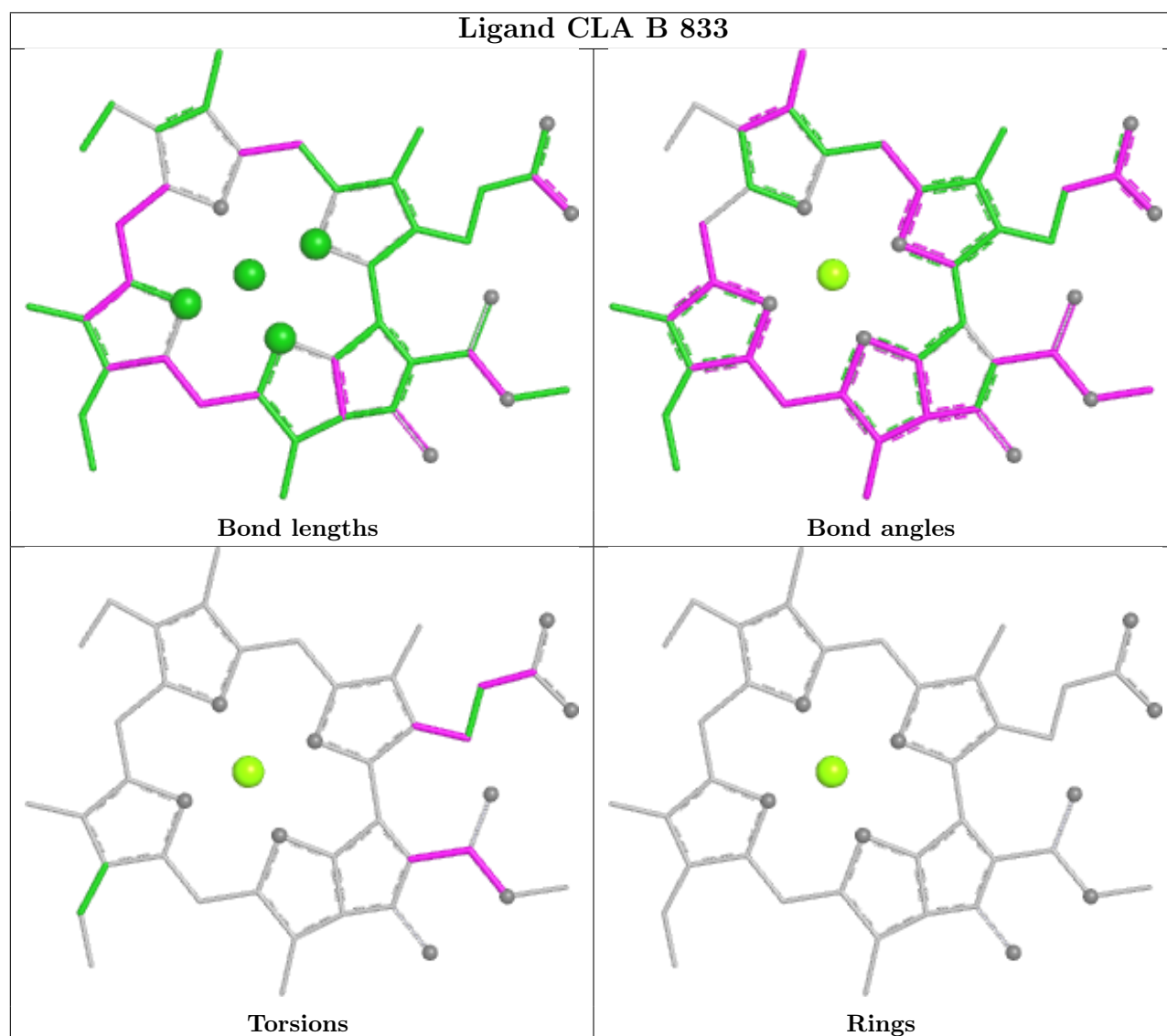
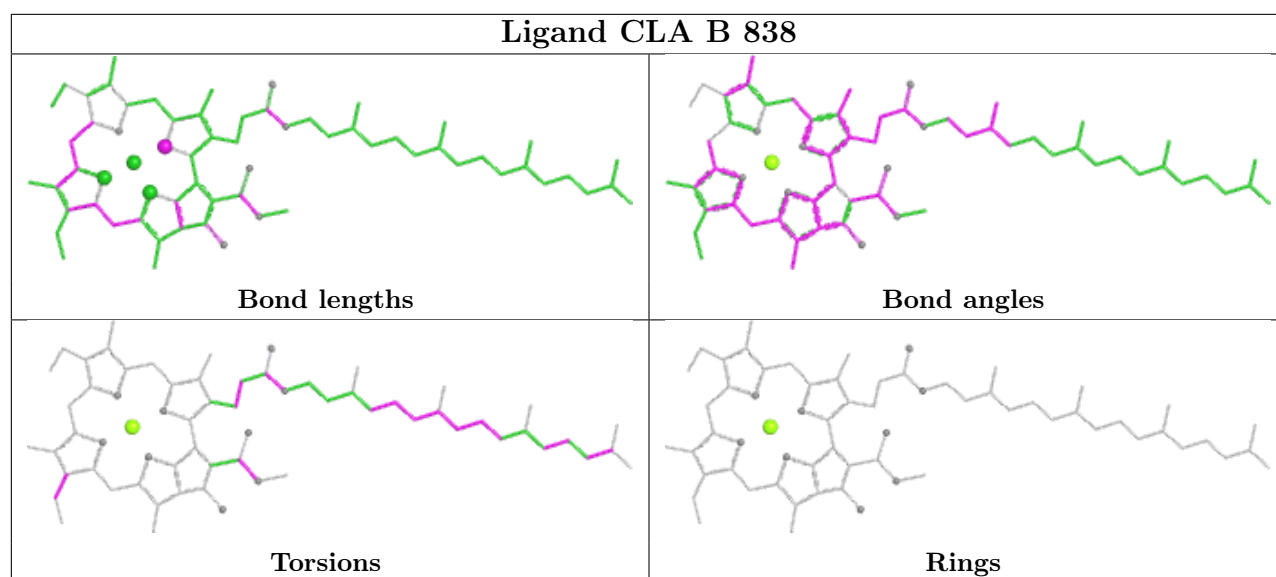
Ligand CLA 1 205

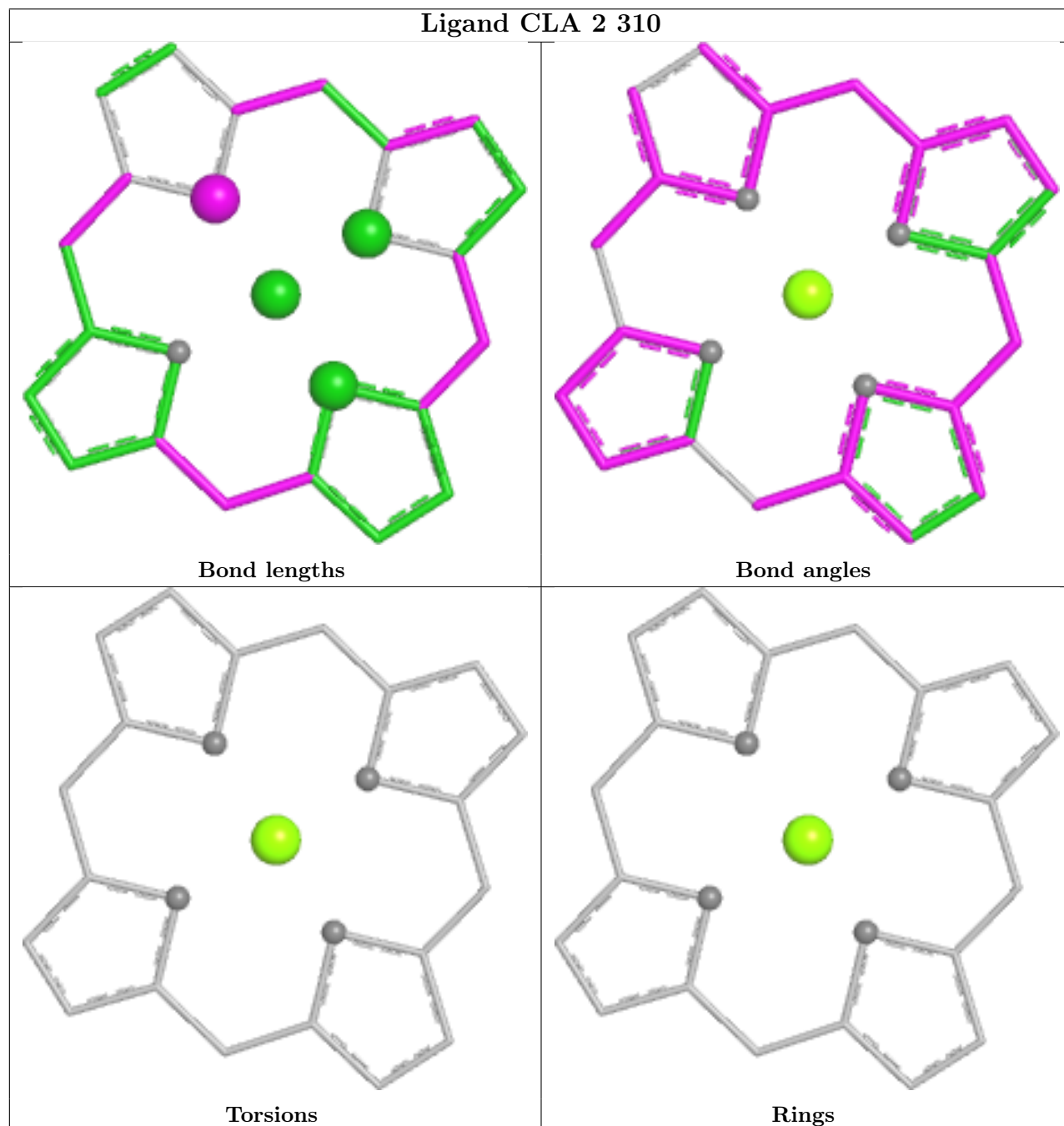
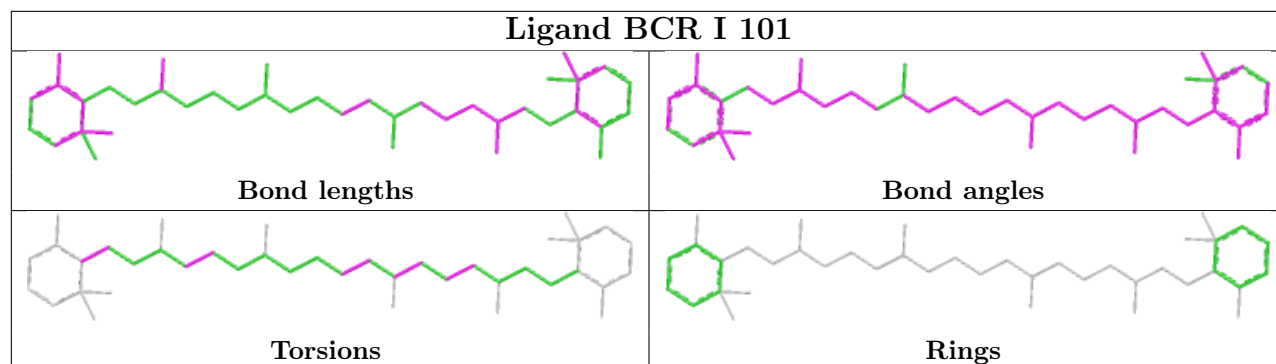


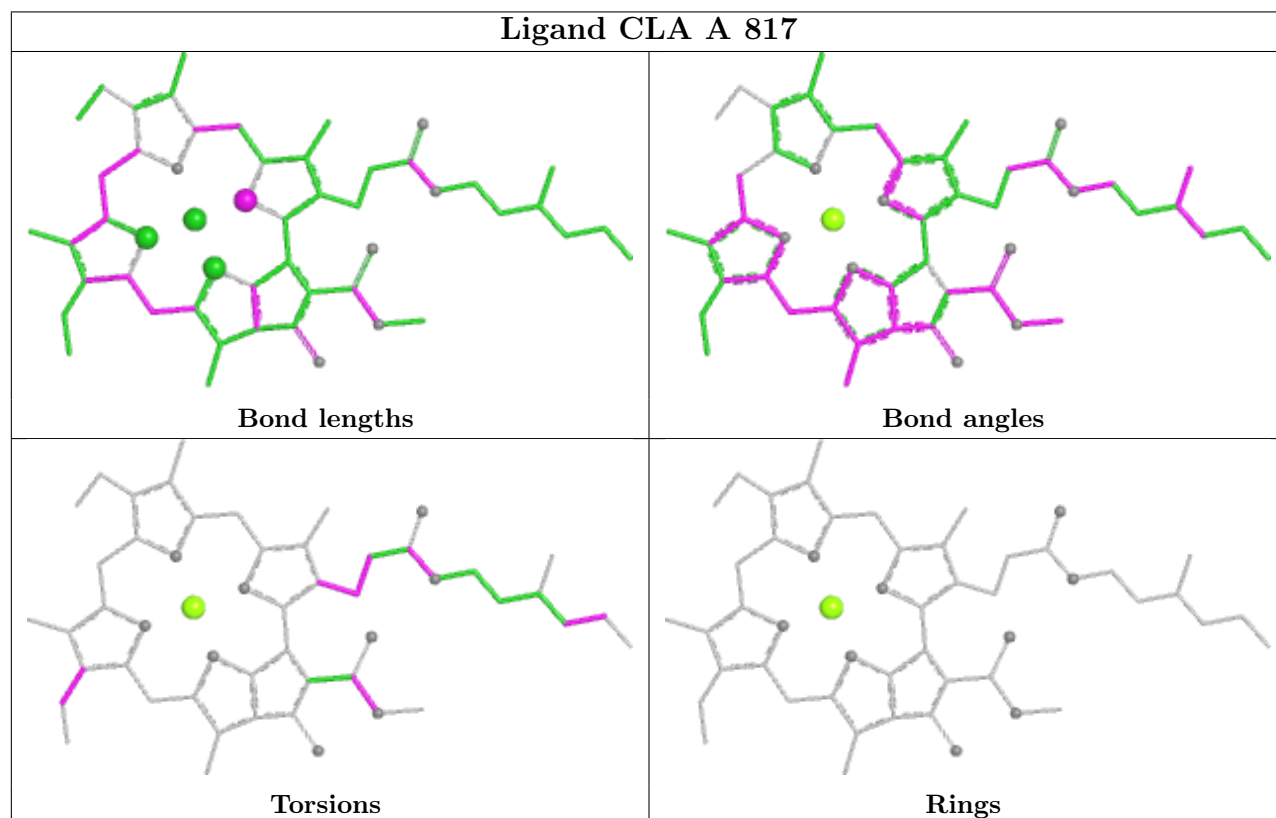
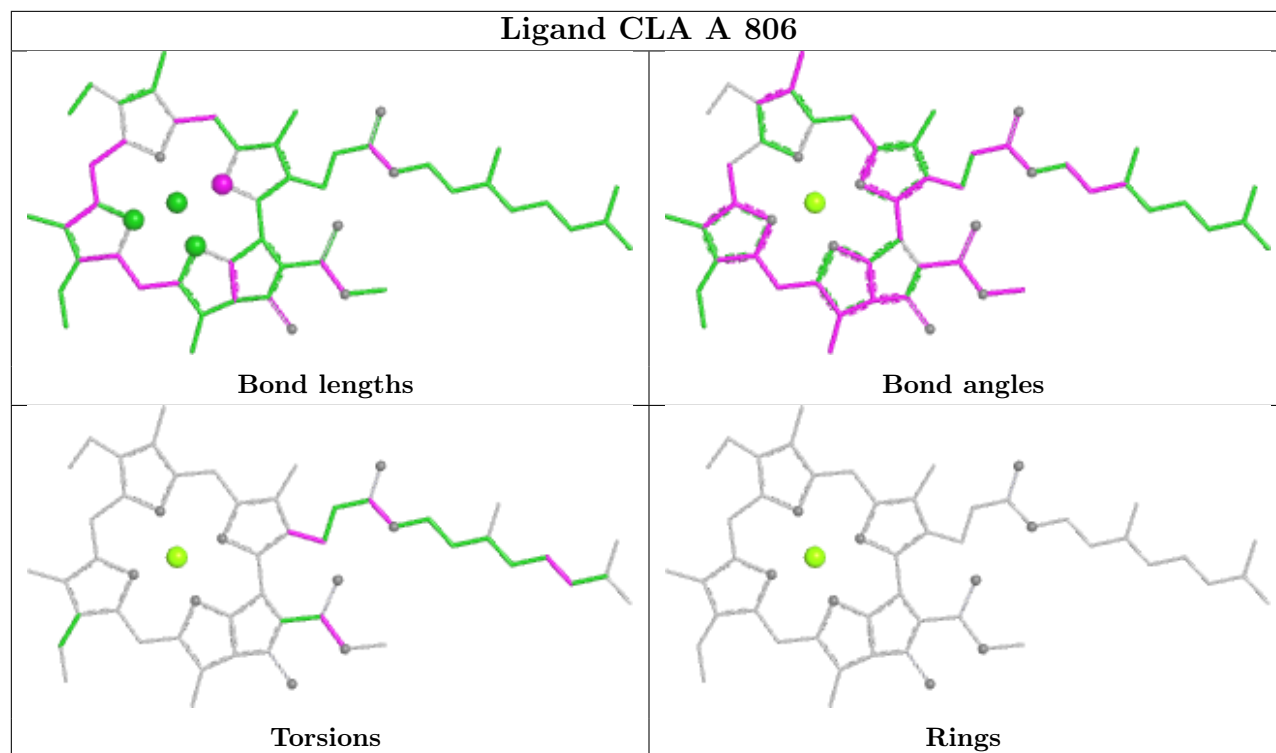
Ligand CLA 1 211

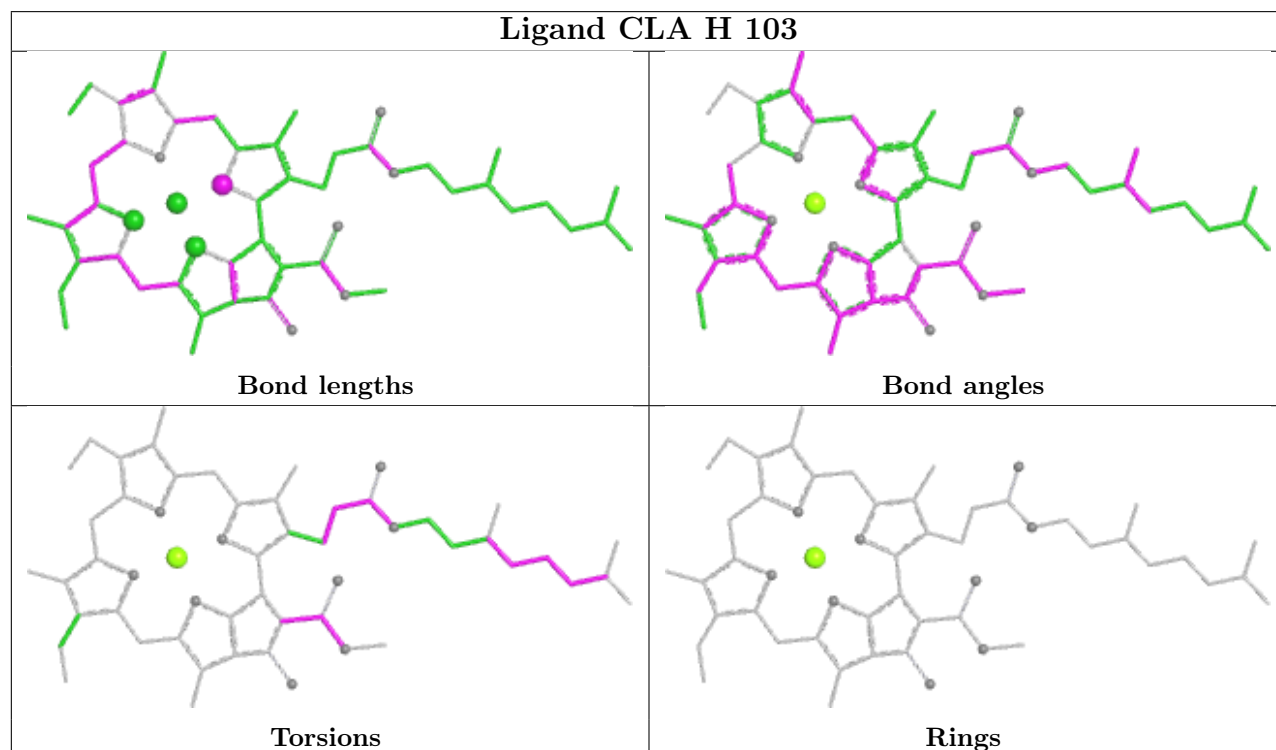
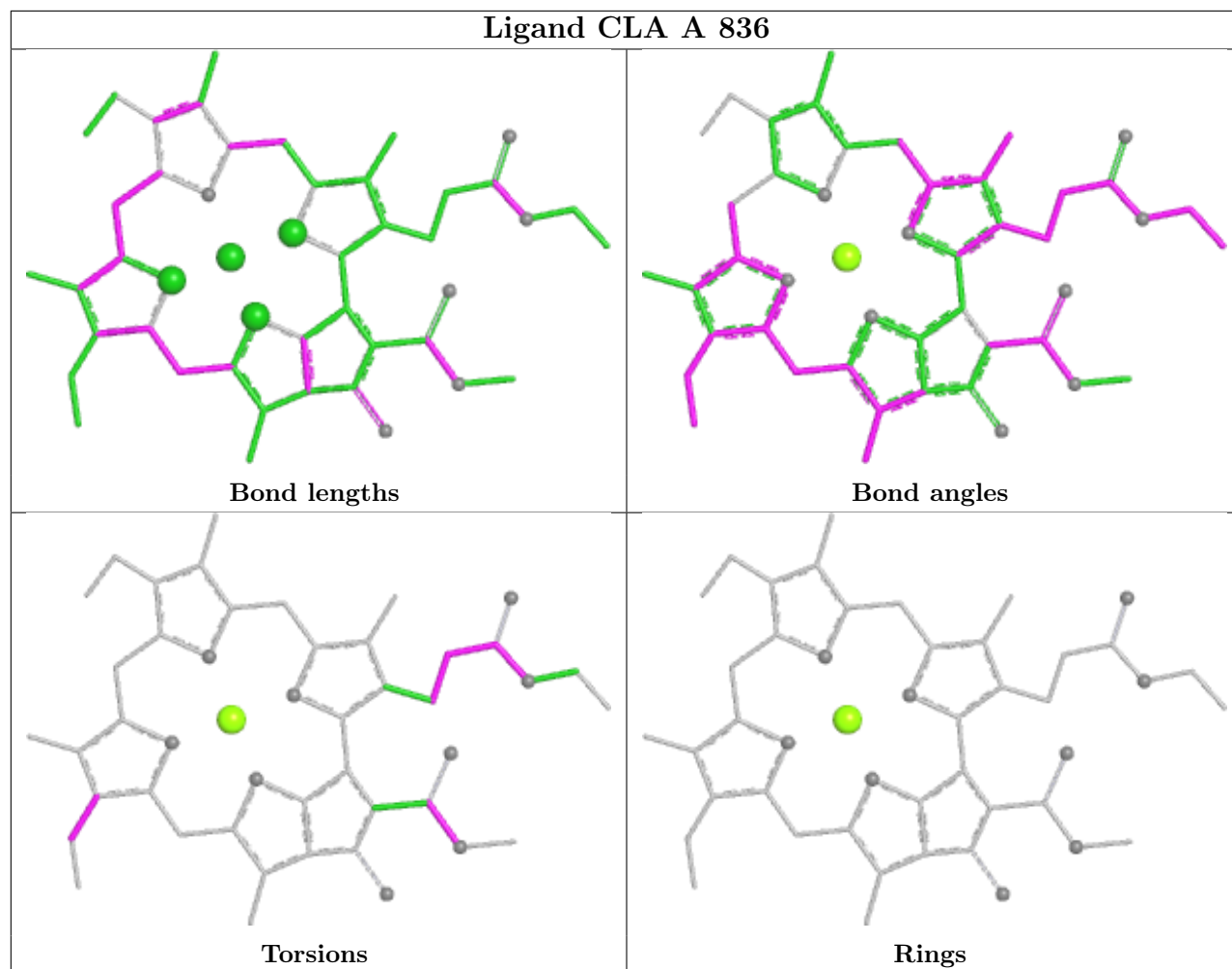


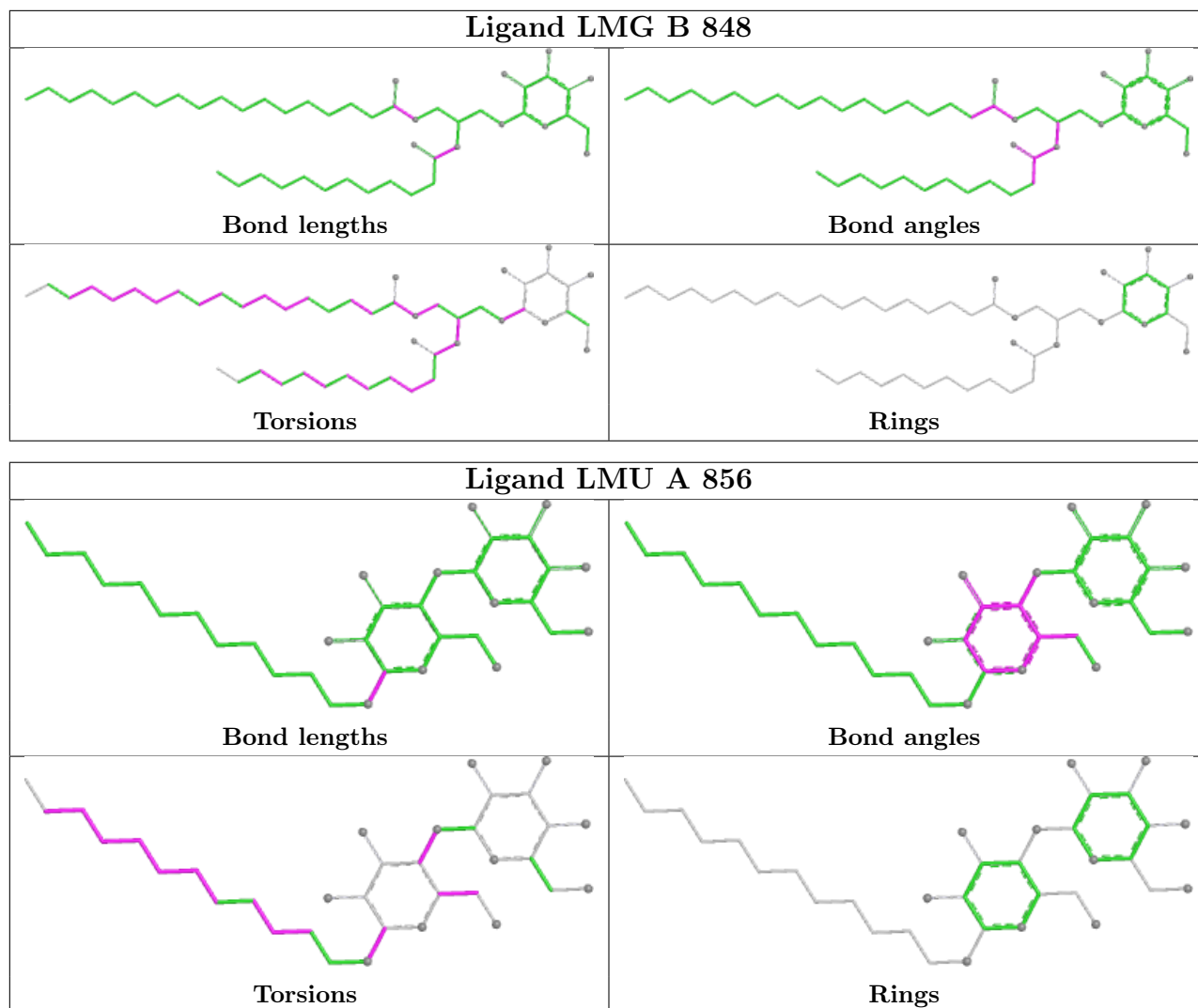


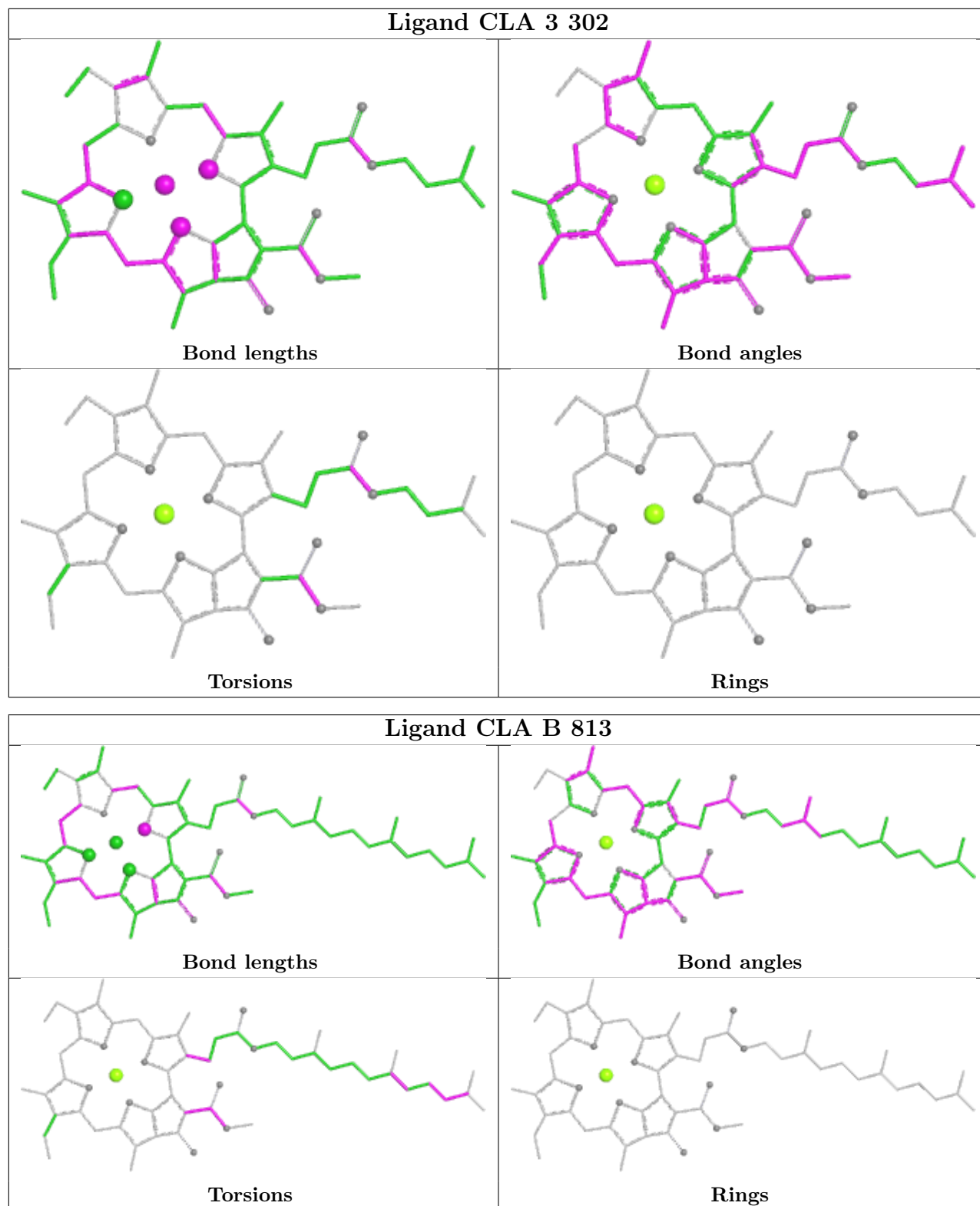


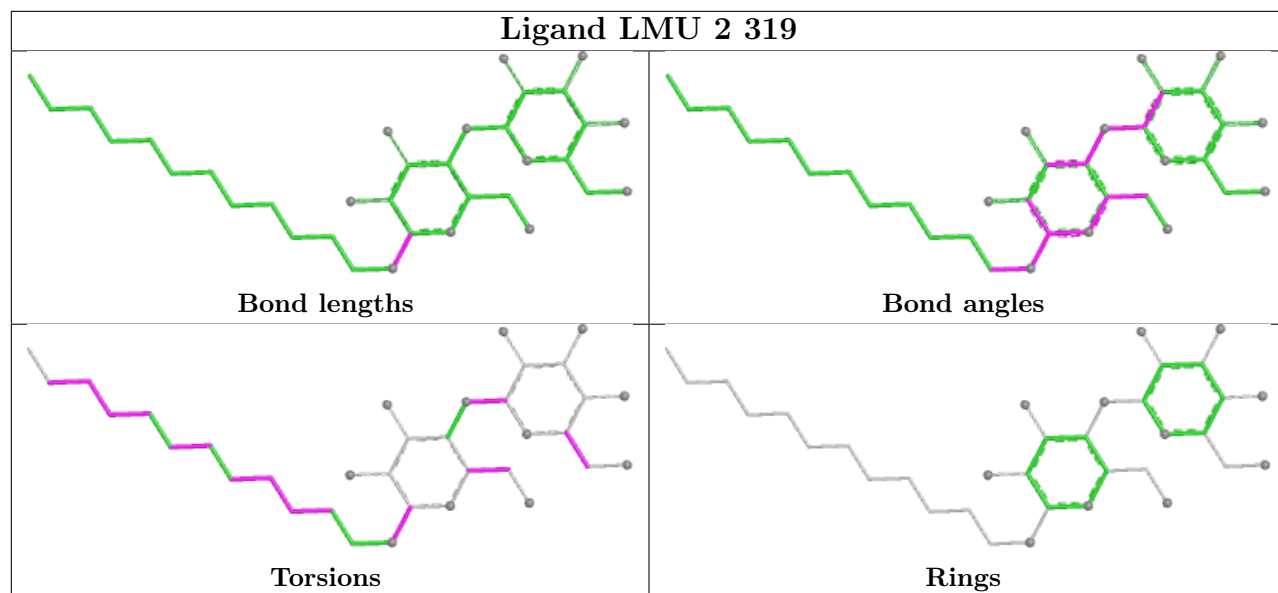




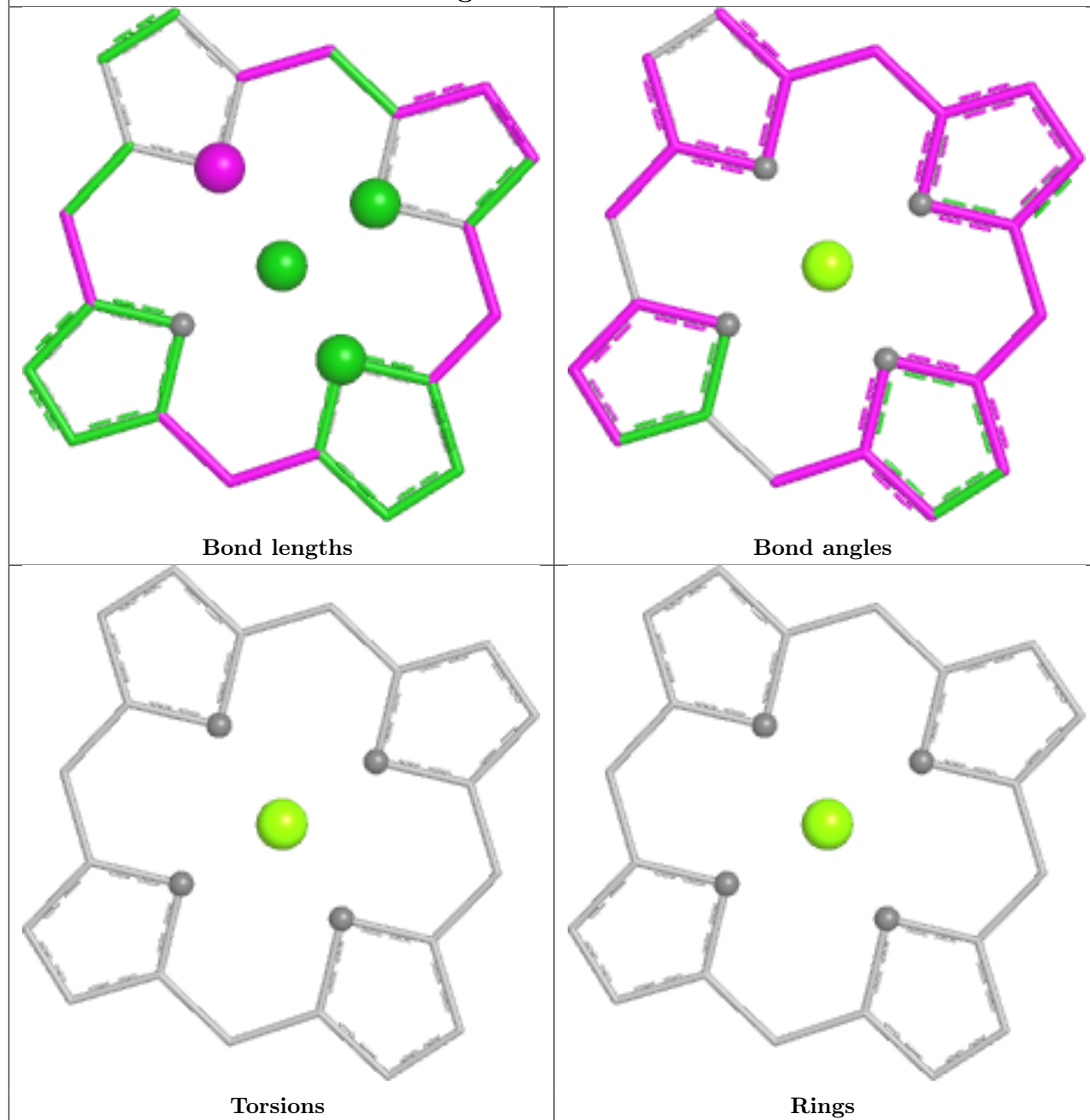


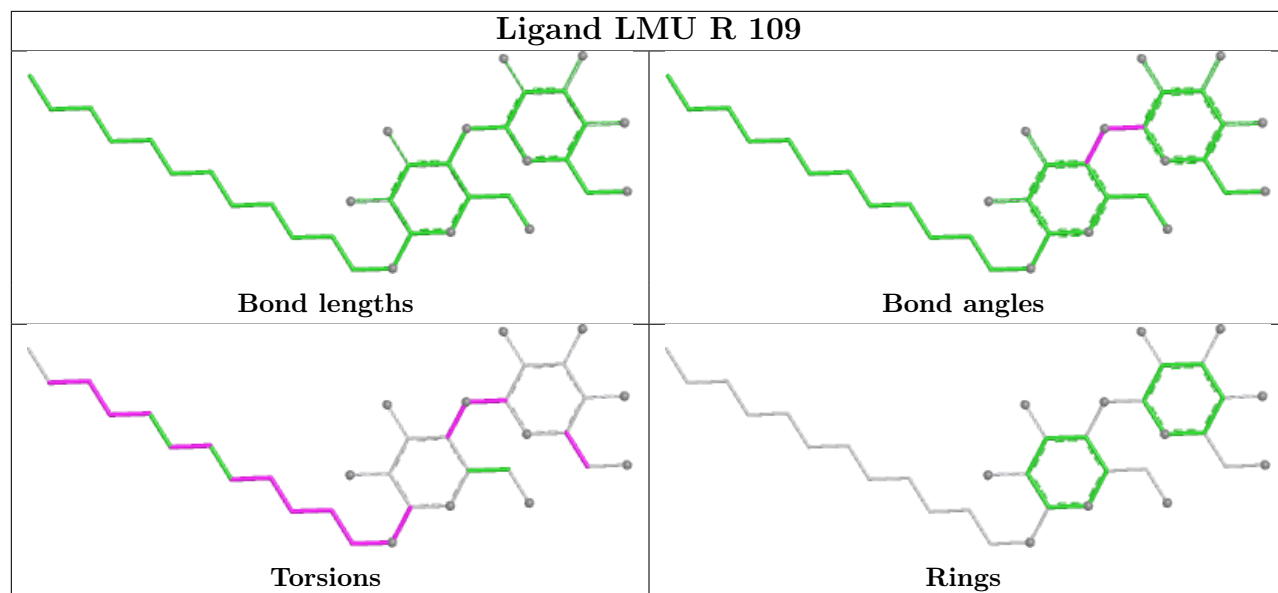




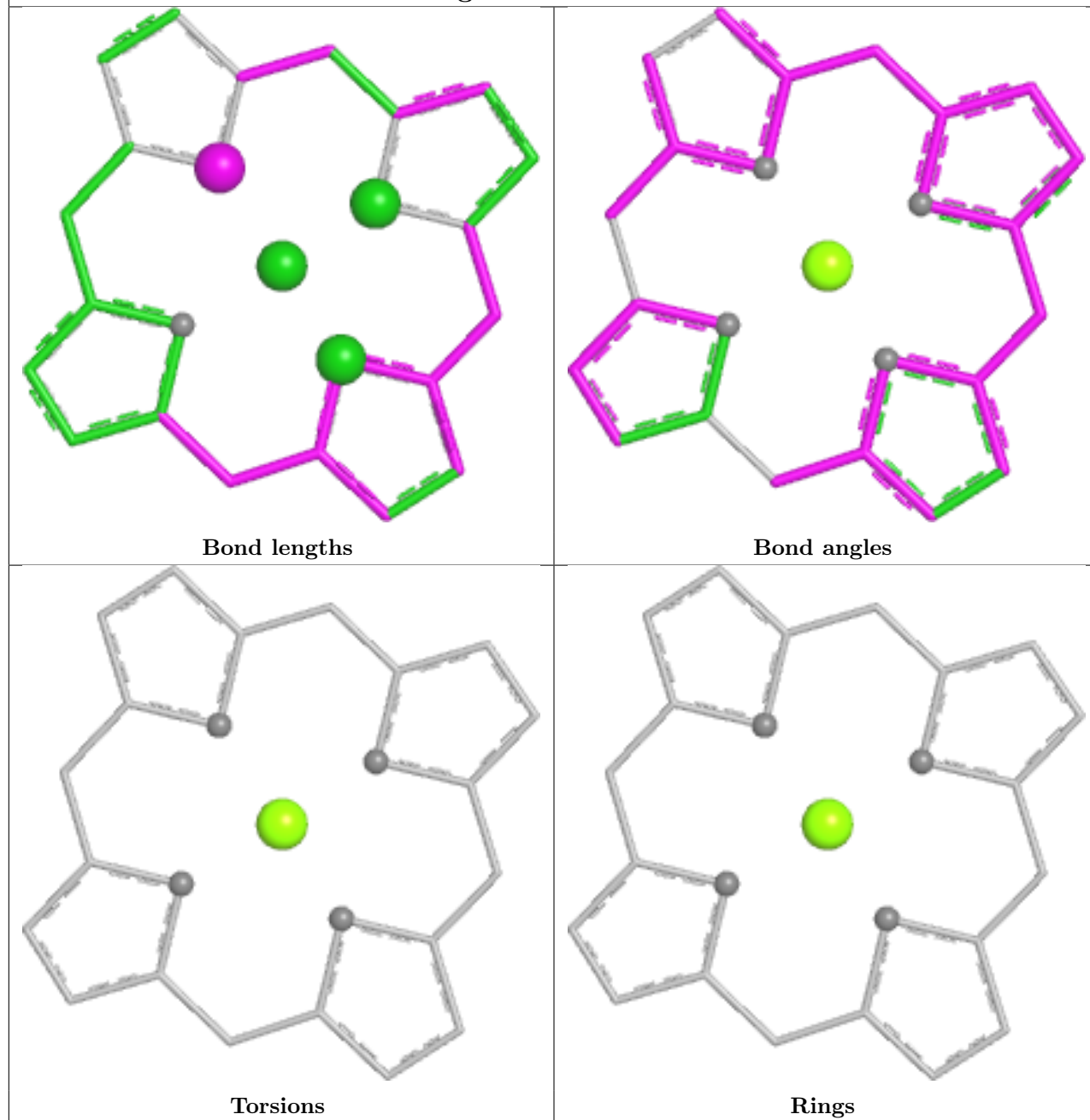


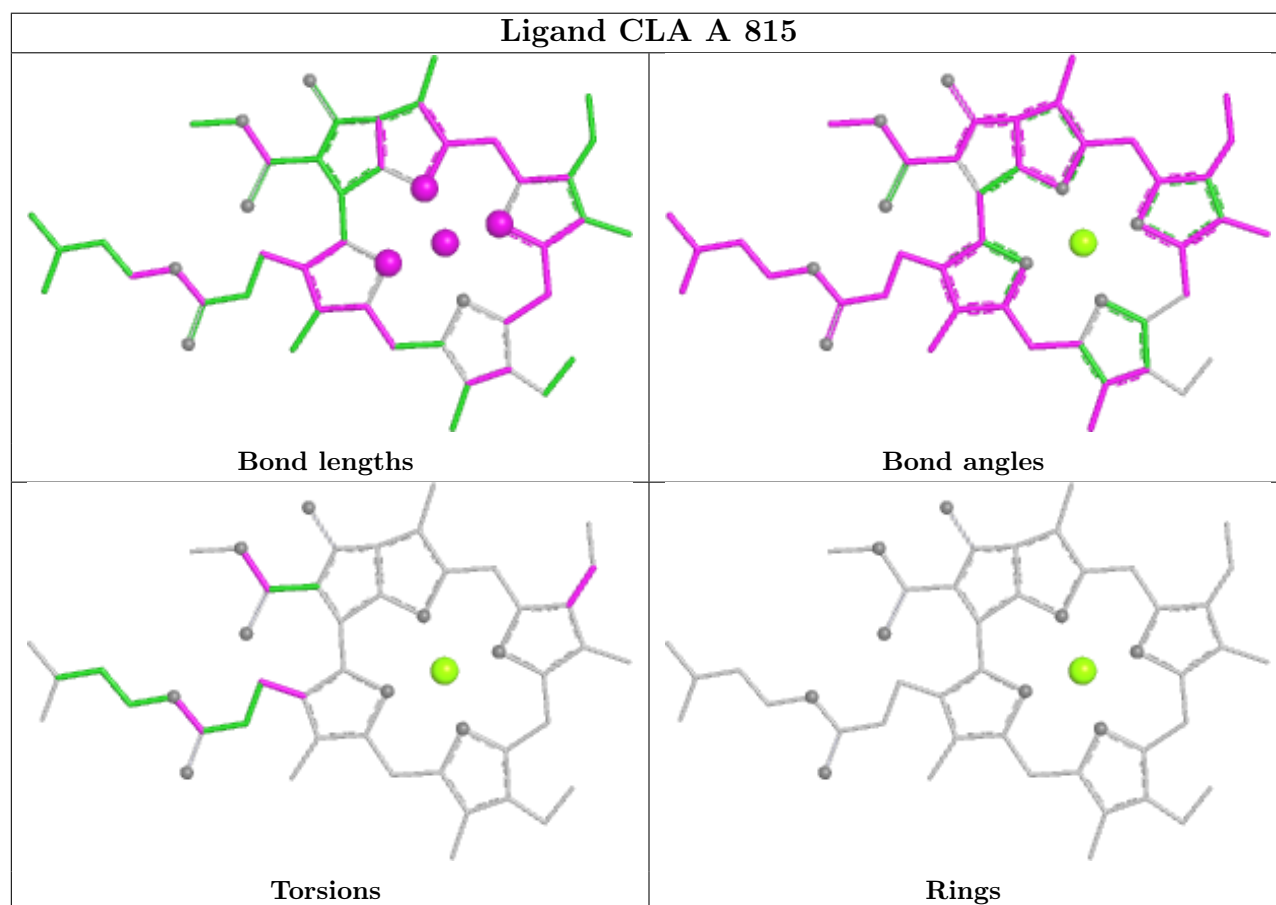
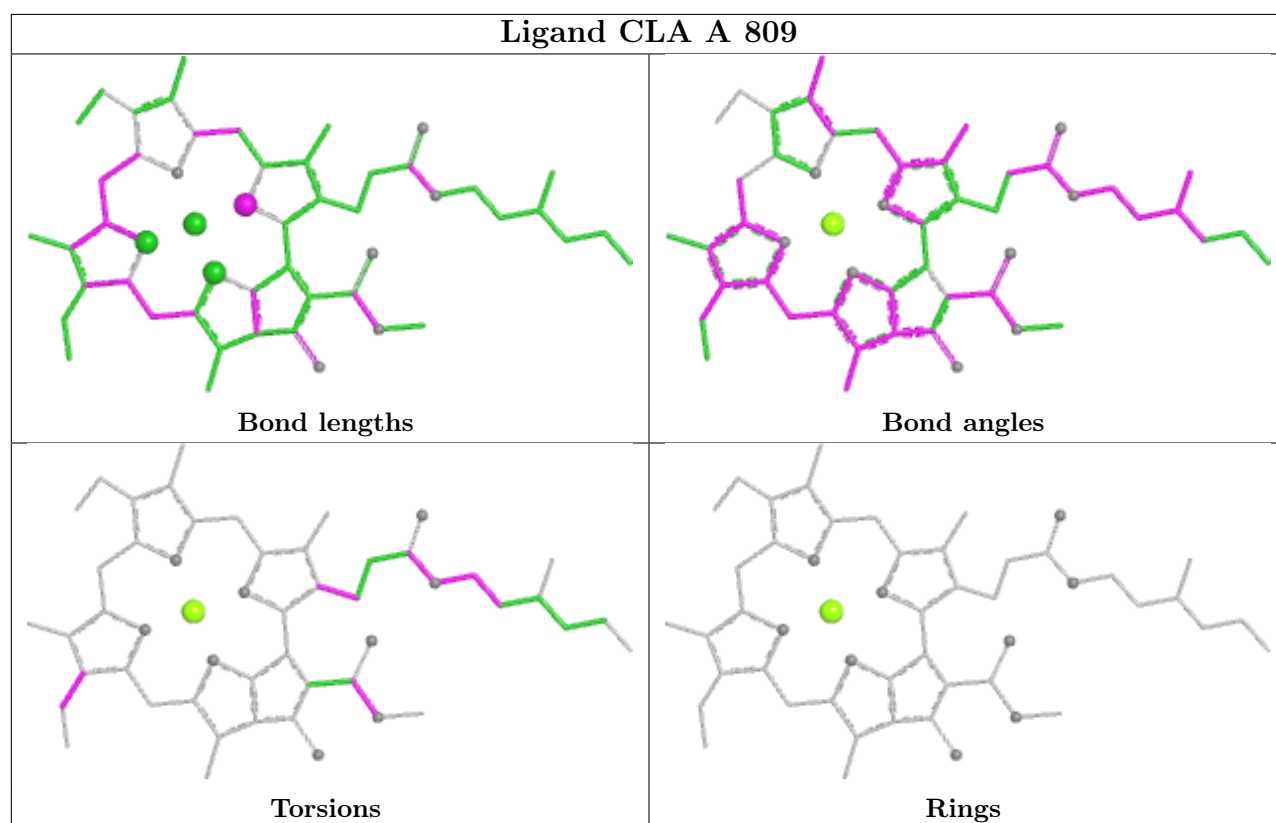
Ligand CLA 3 316

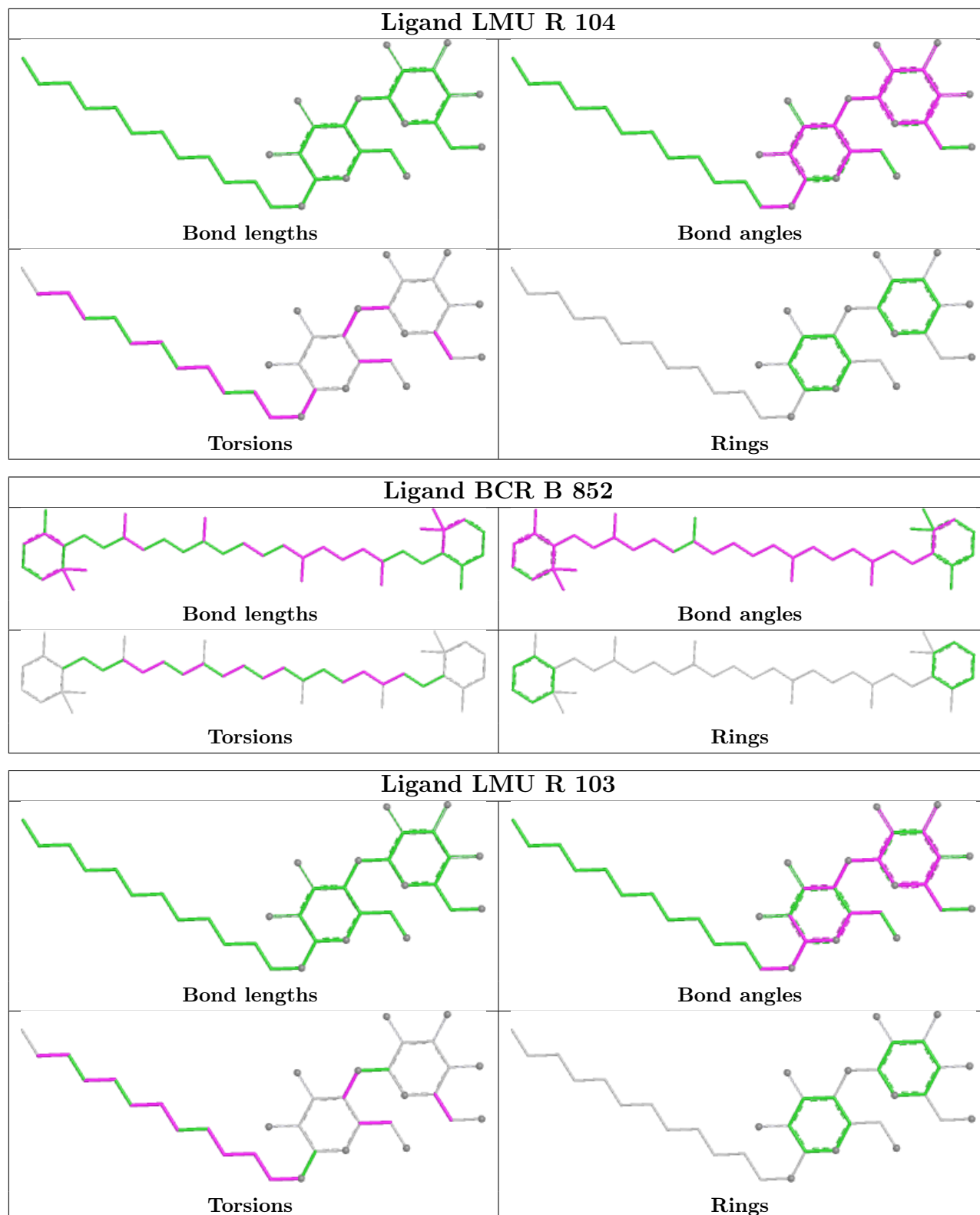


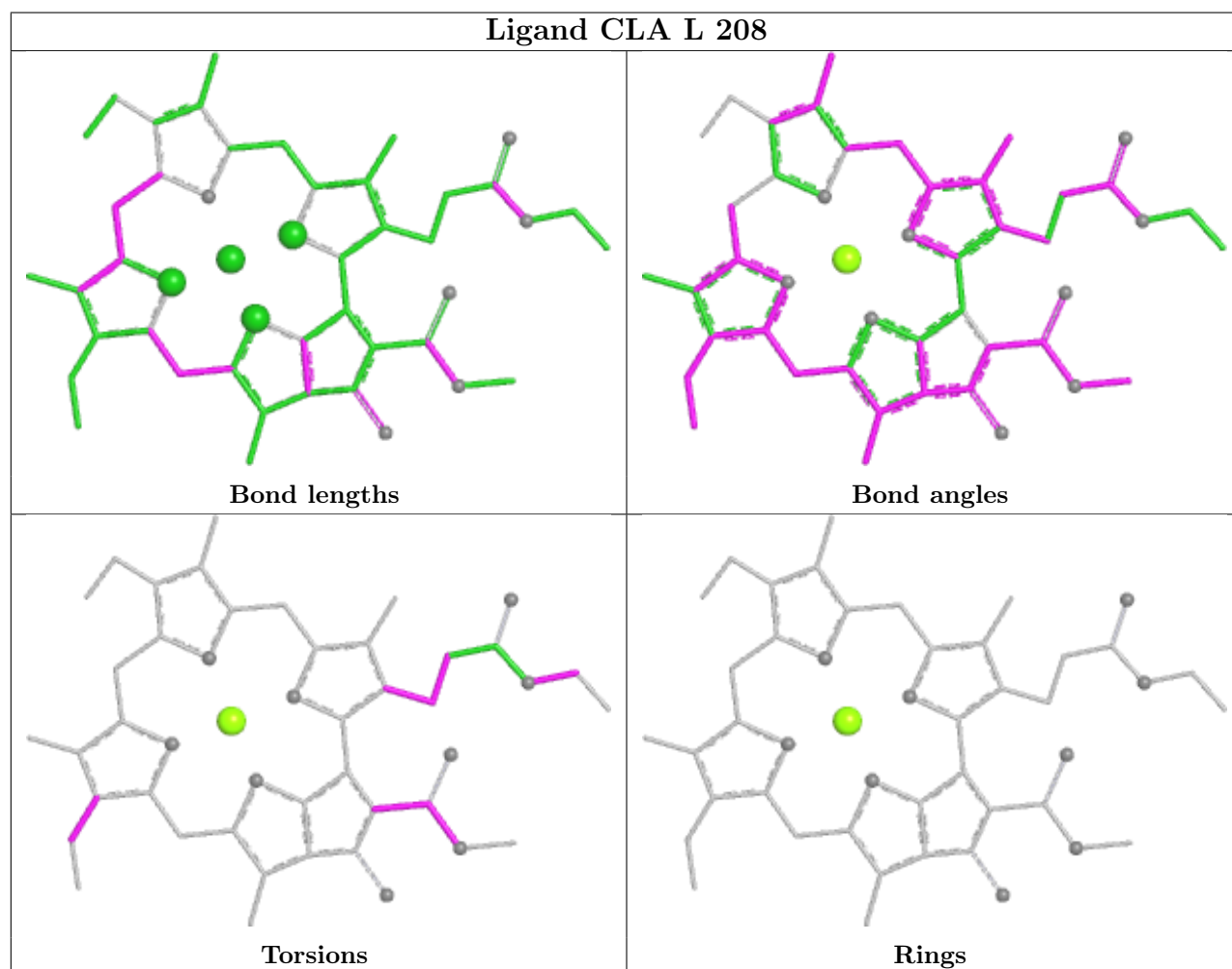
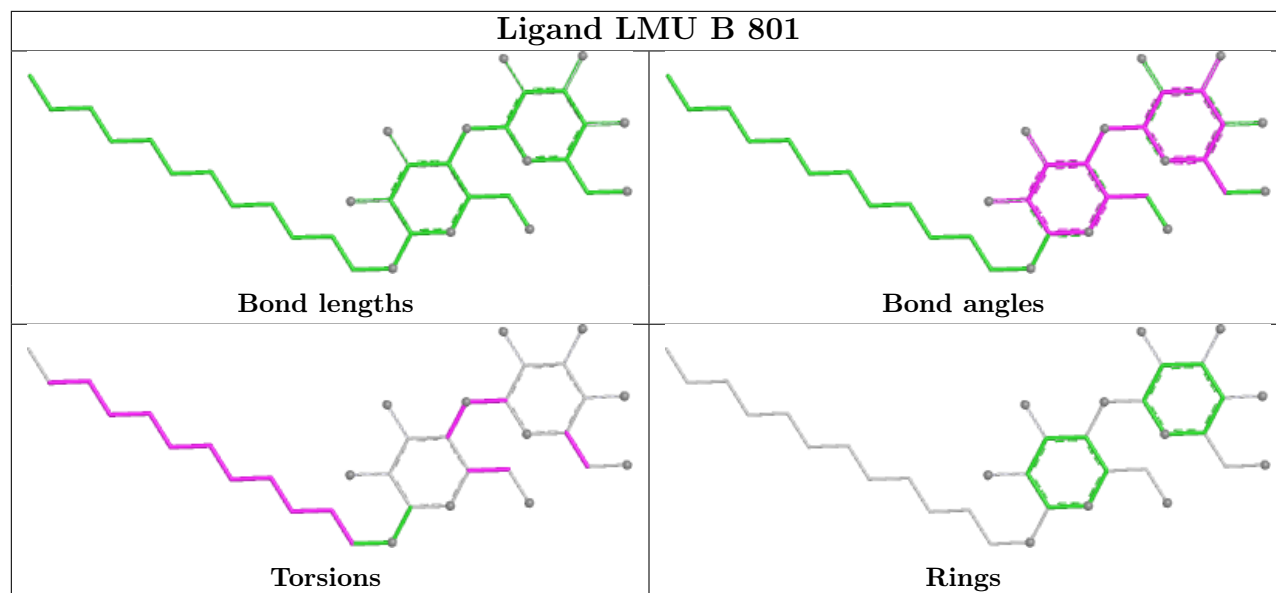


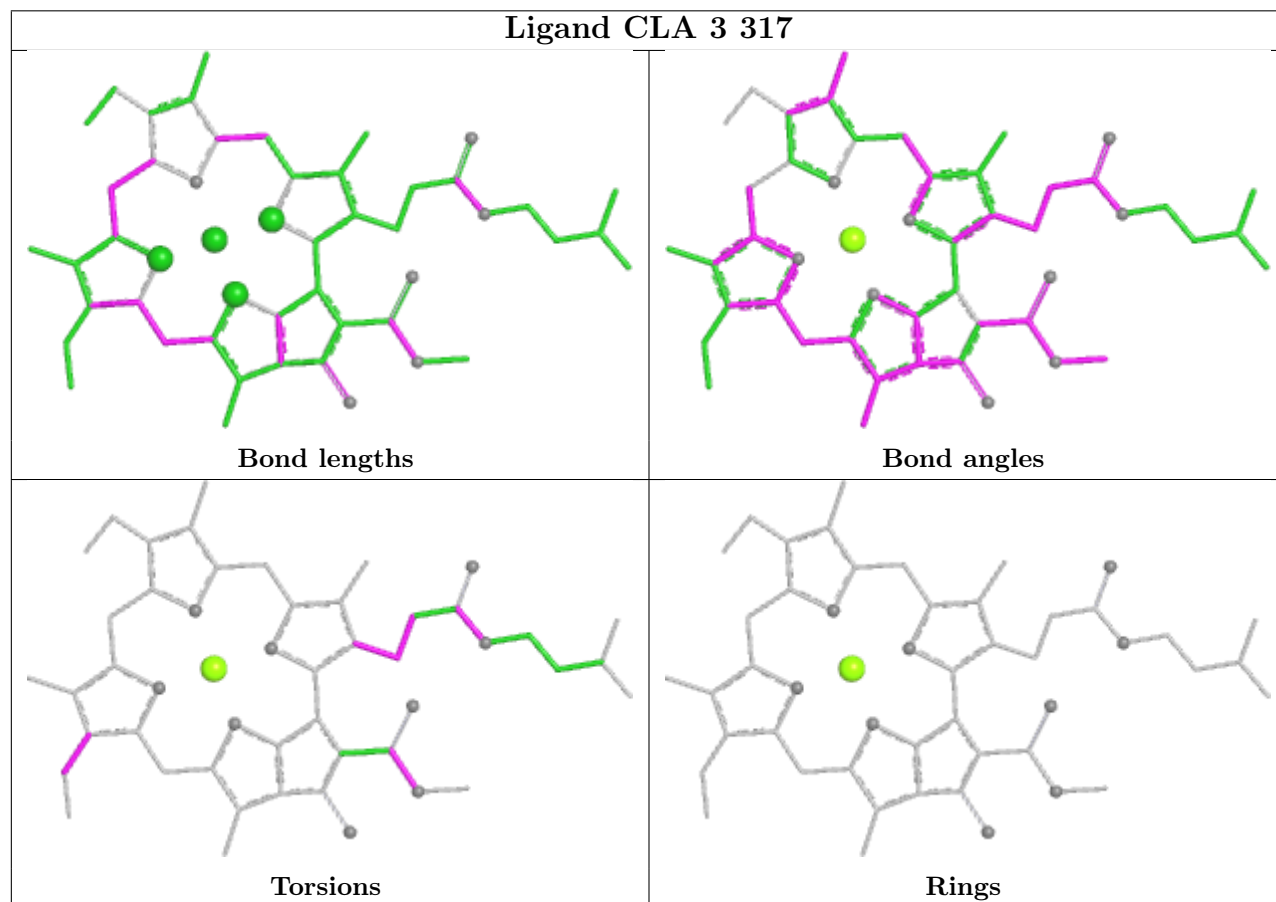
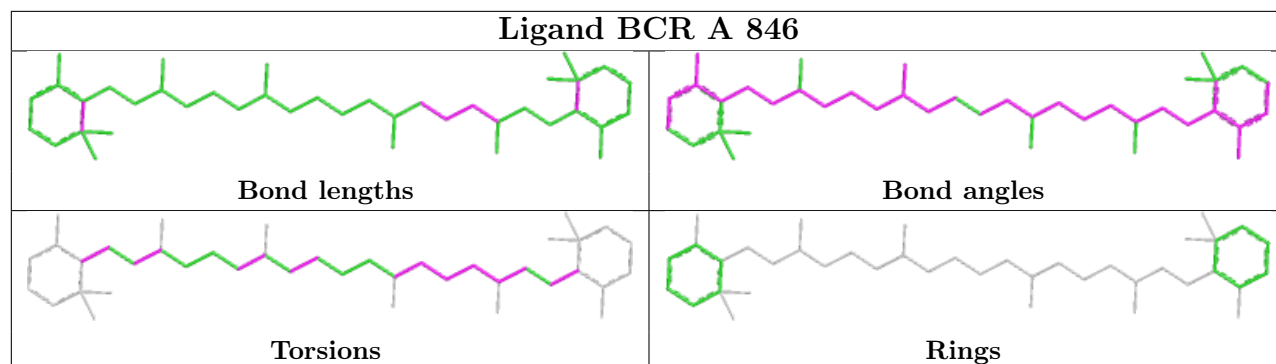
Ligand CLA 2 306

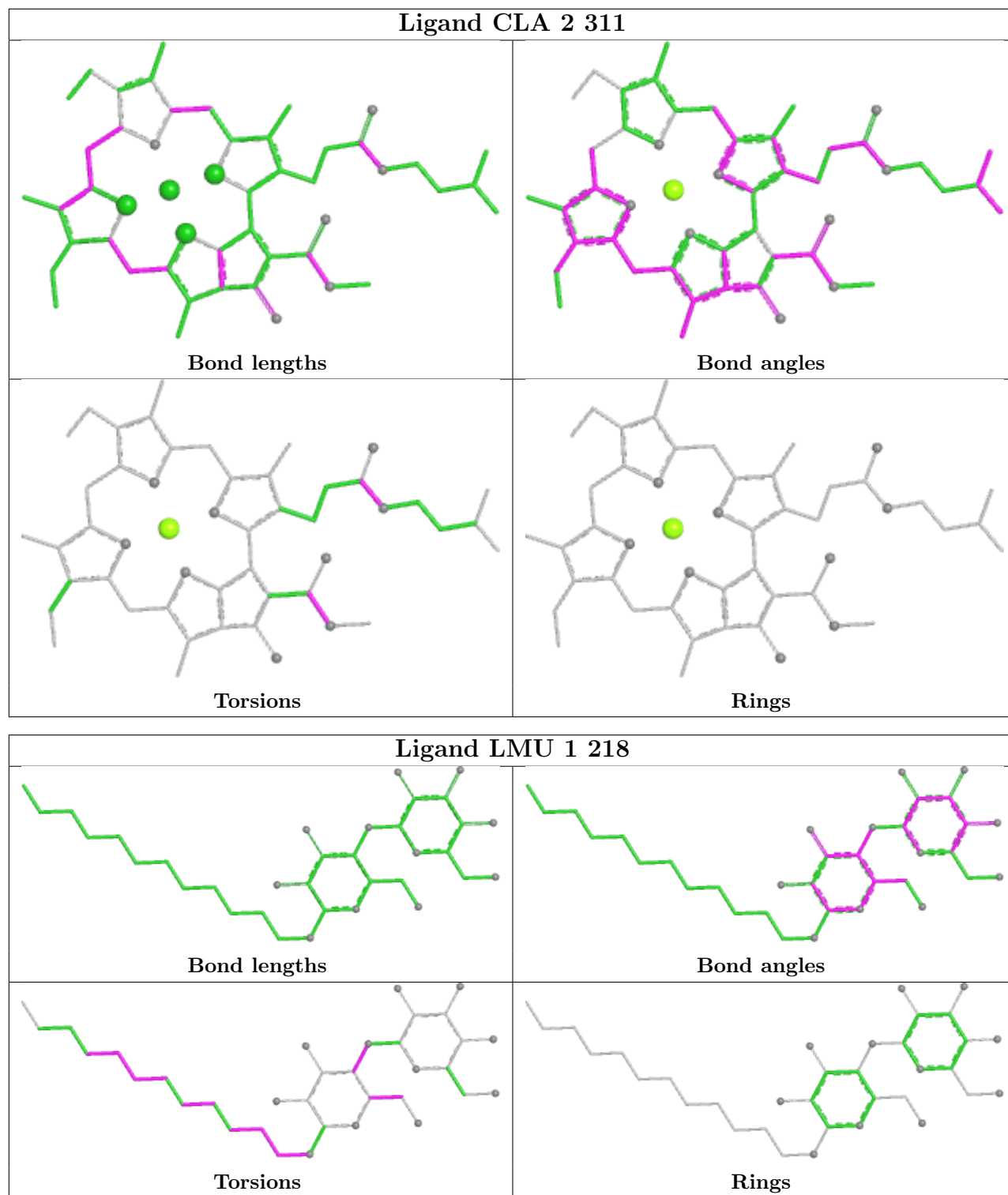


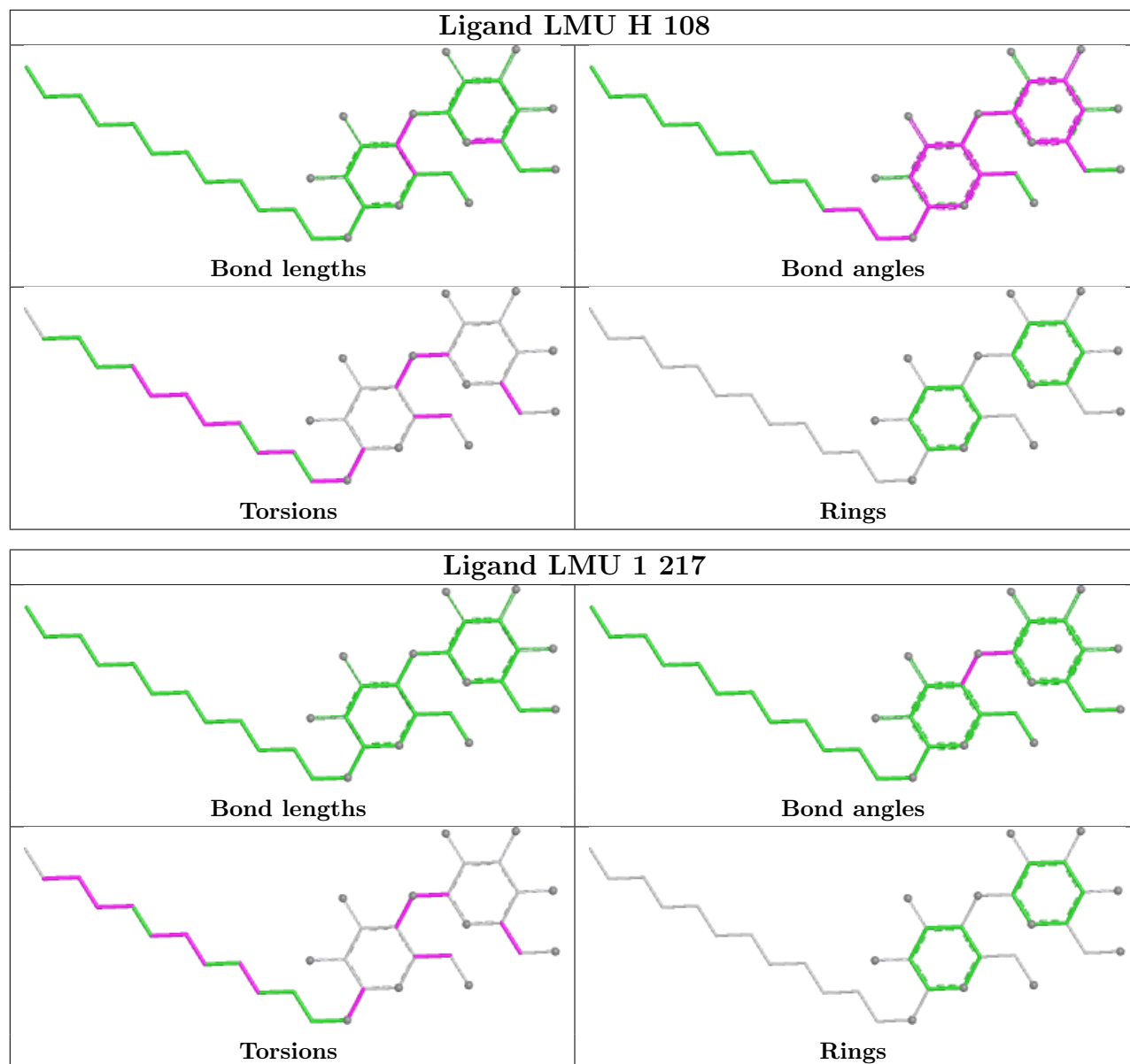


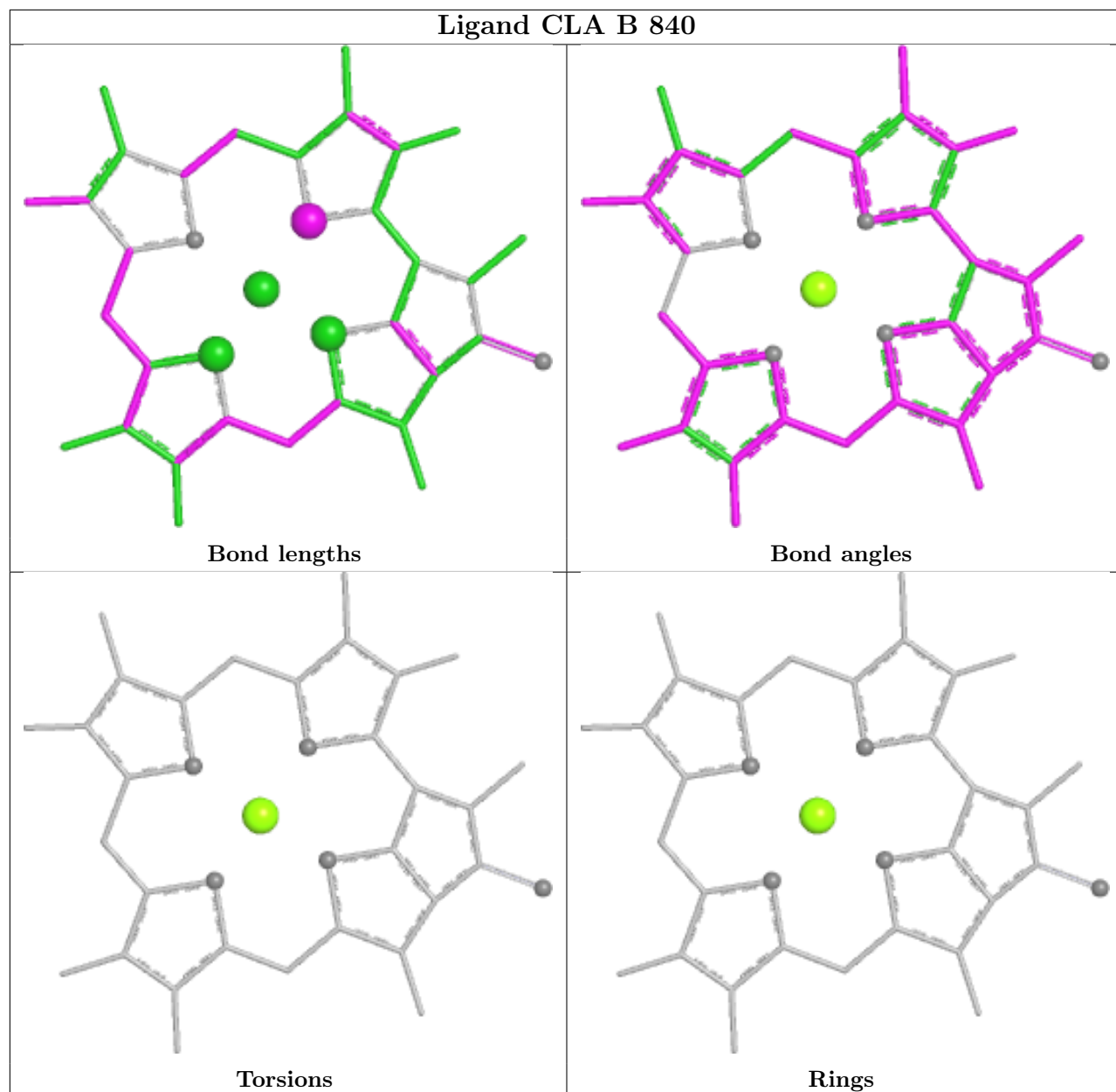


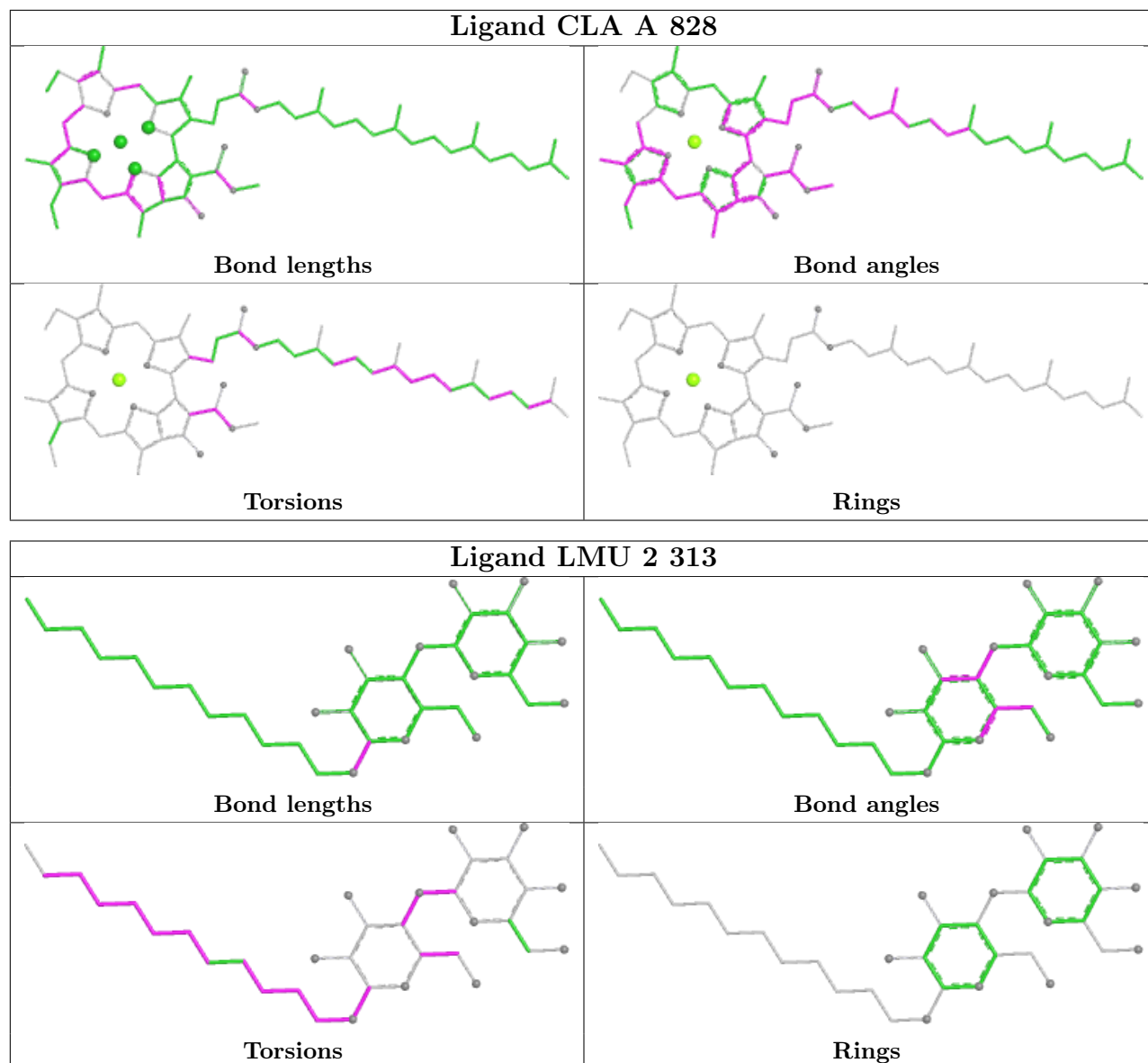


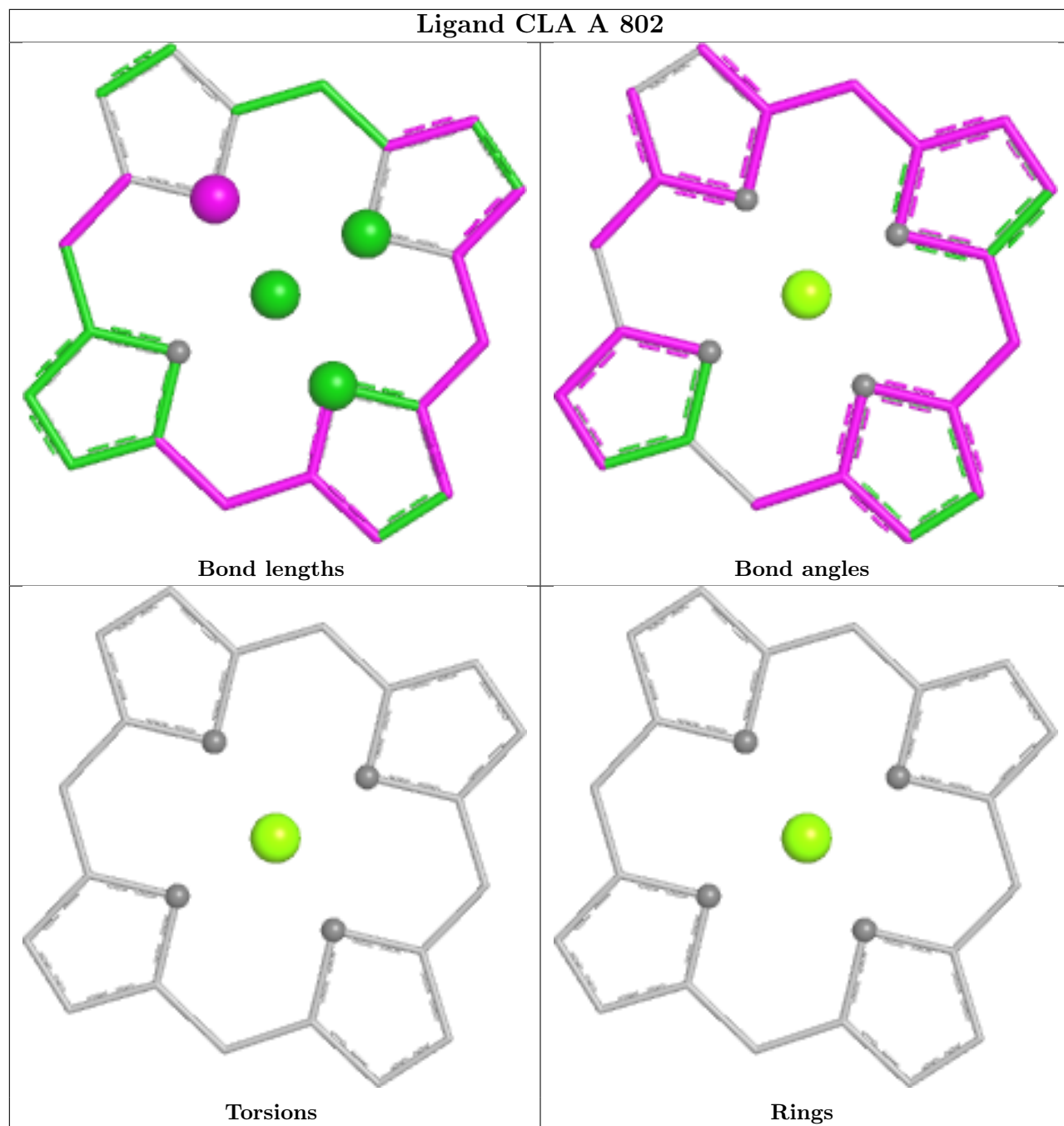


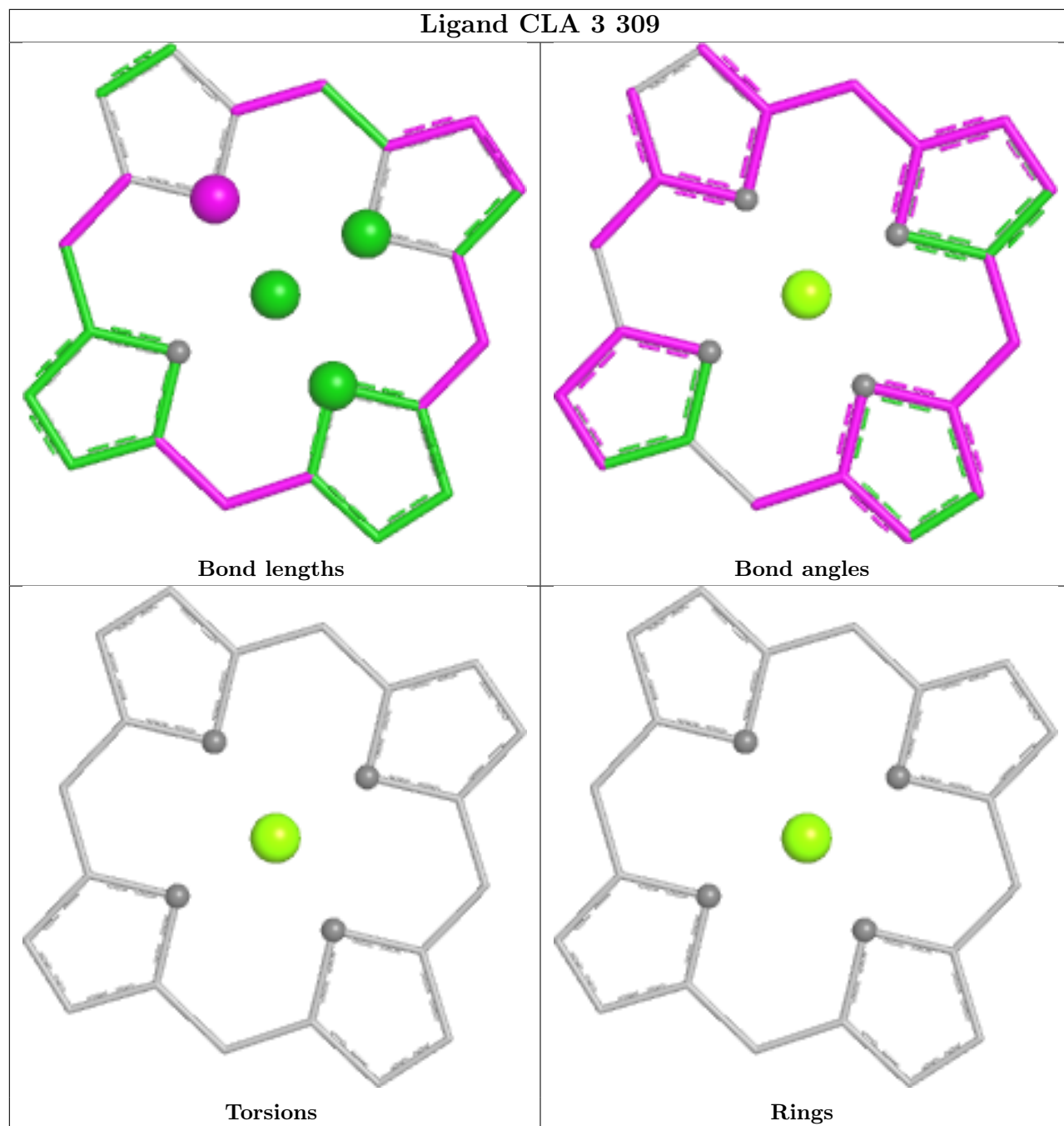


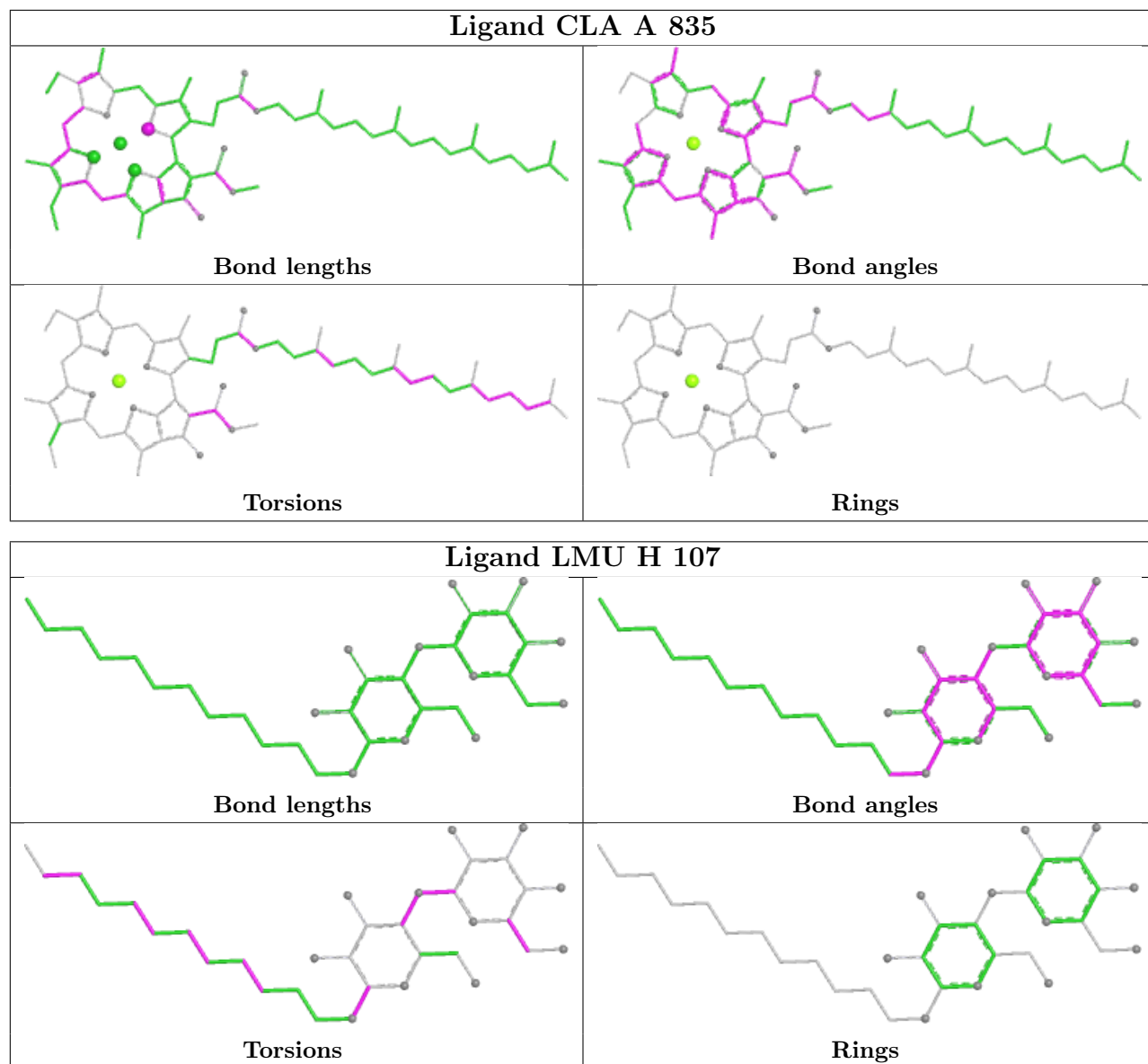


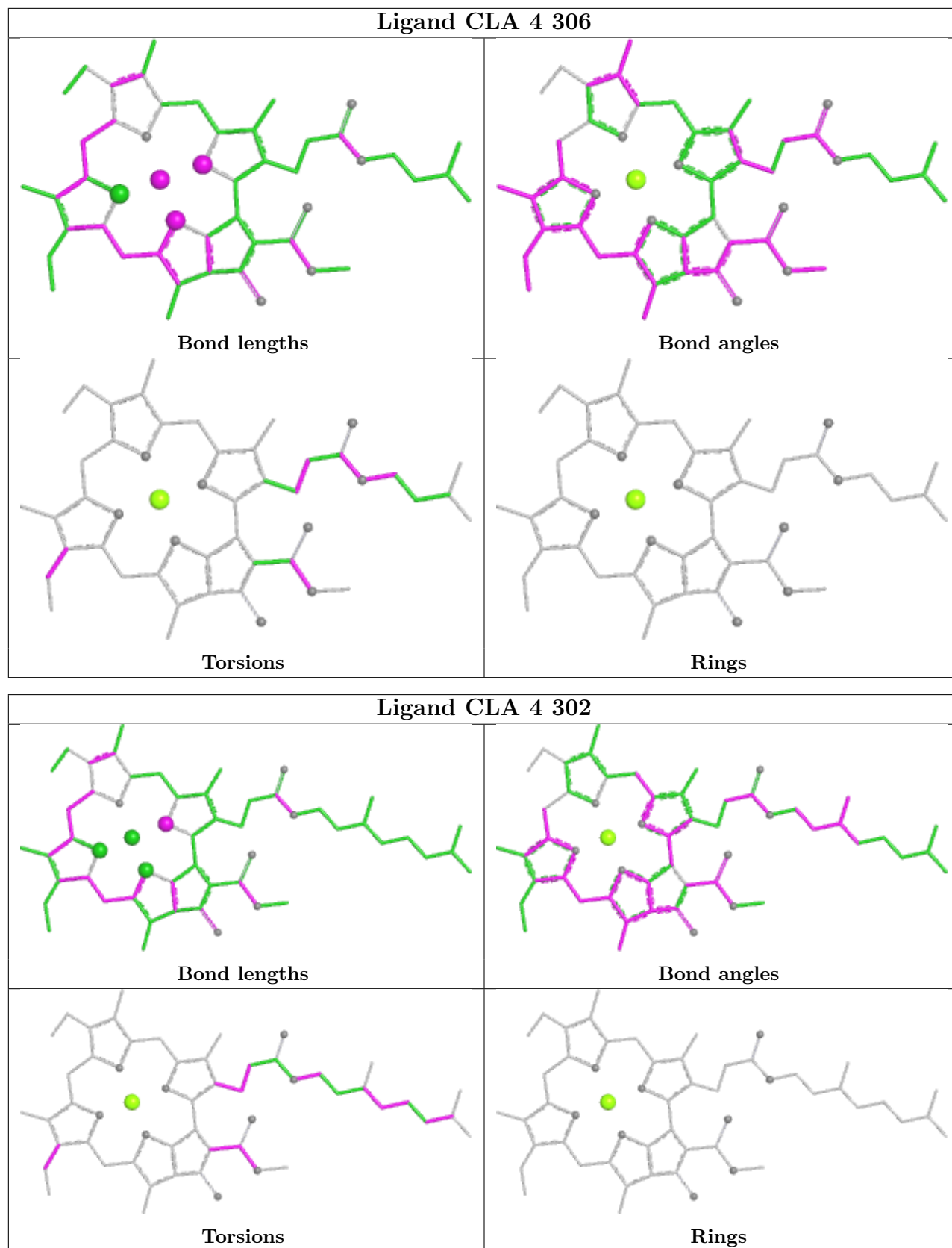


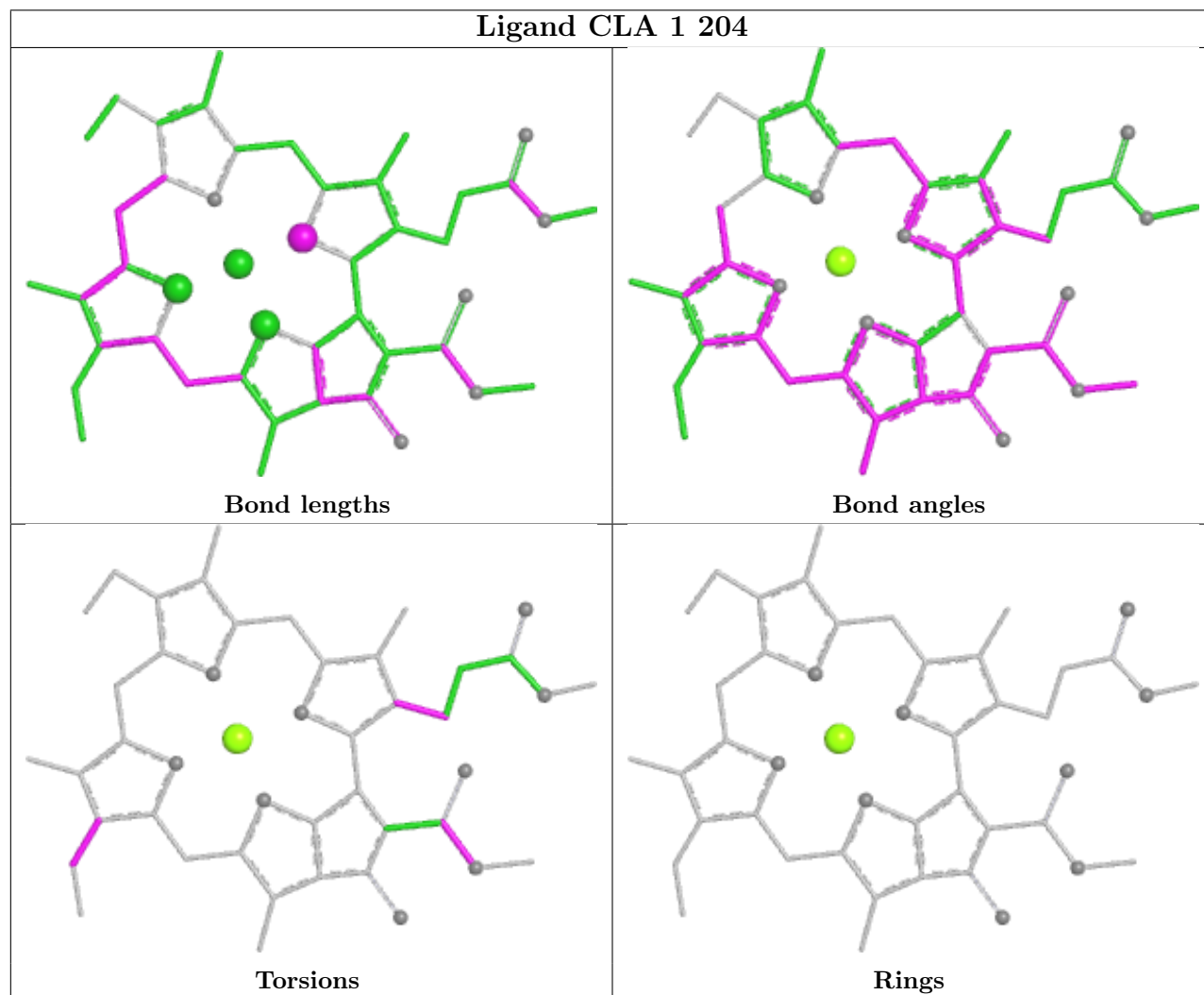
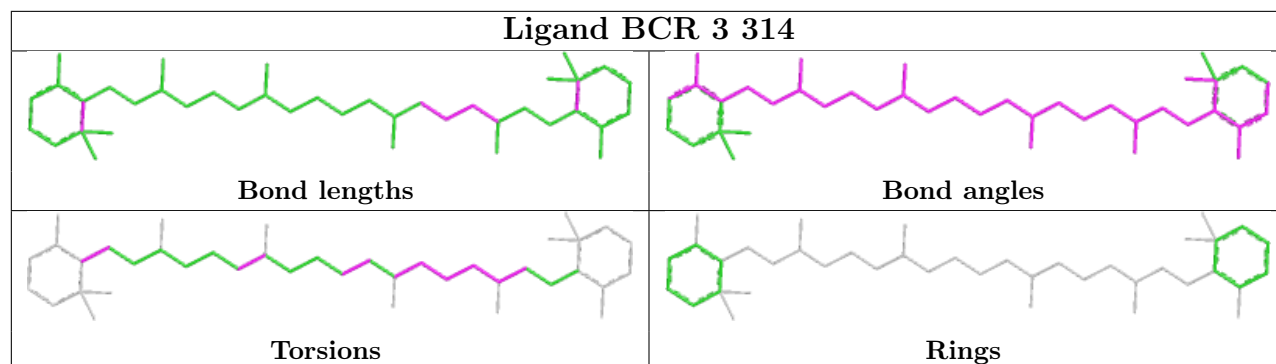


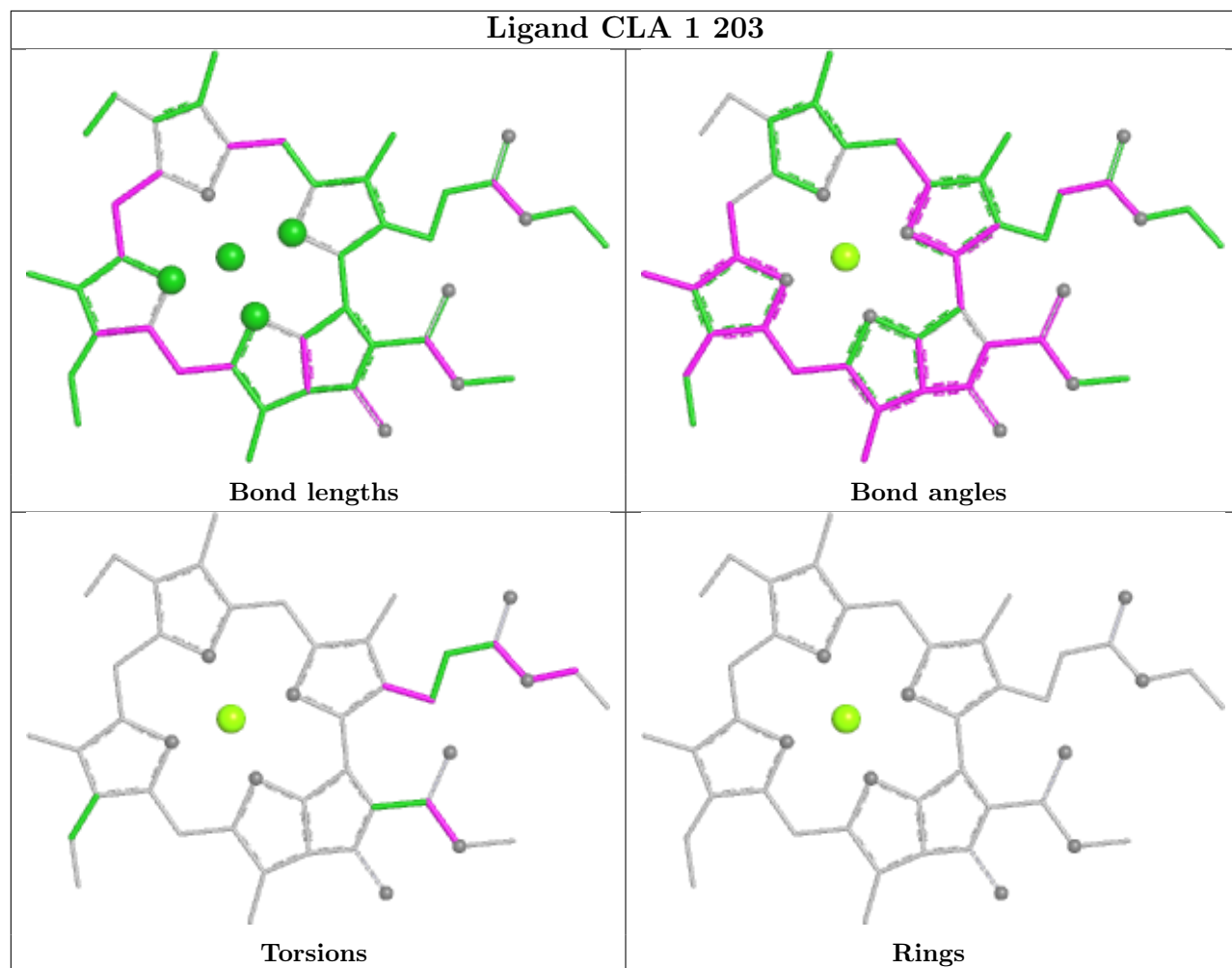


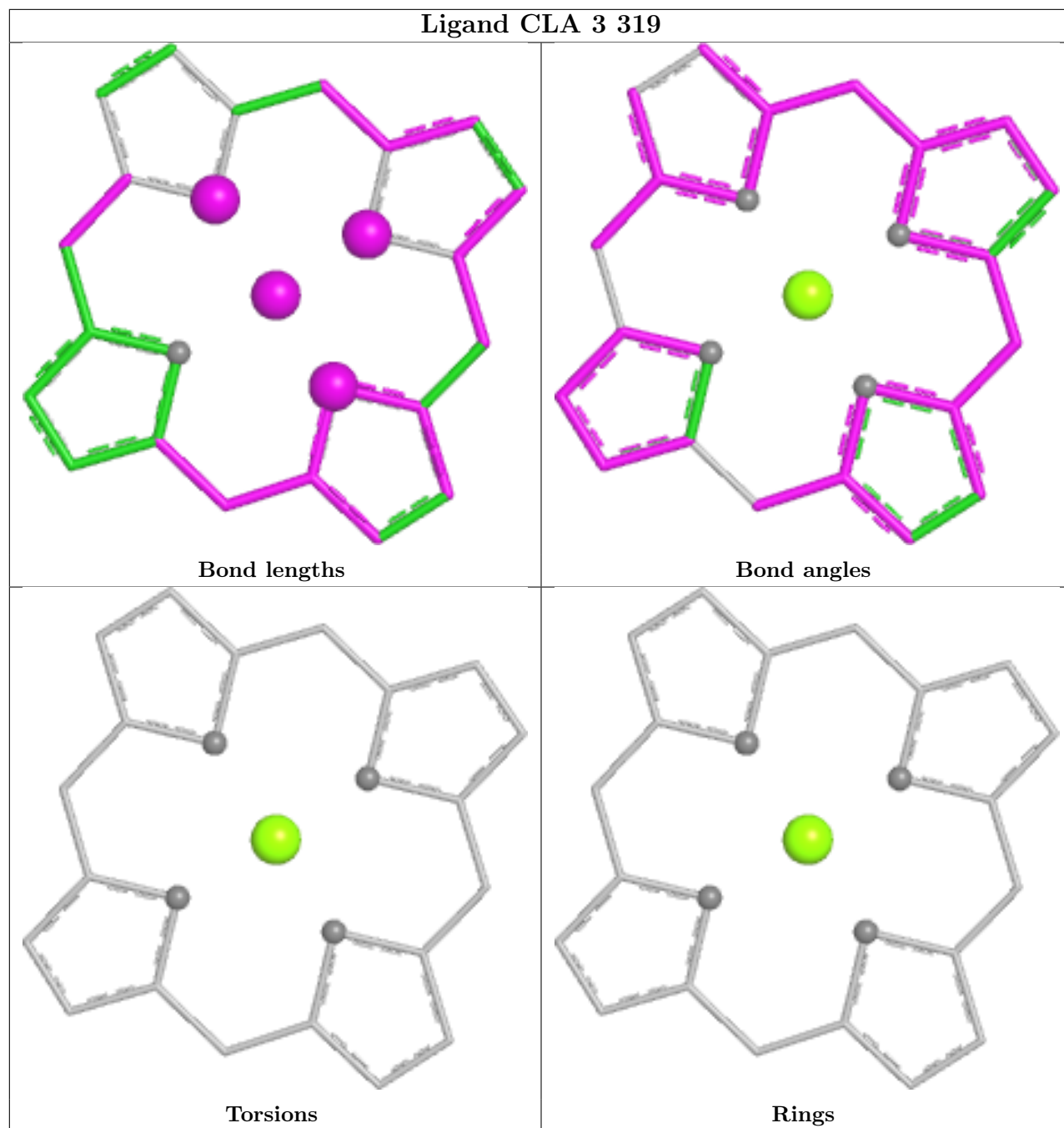


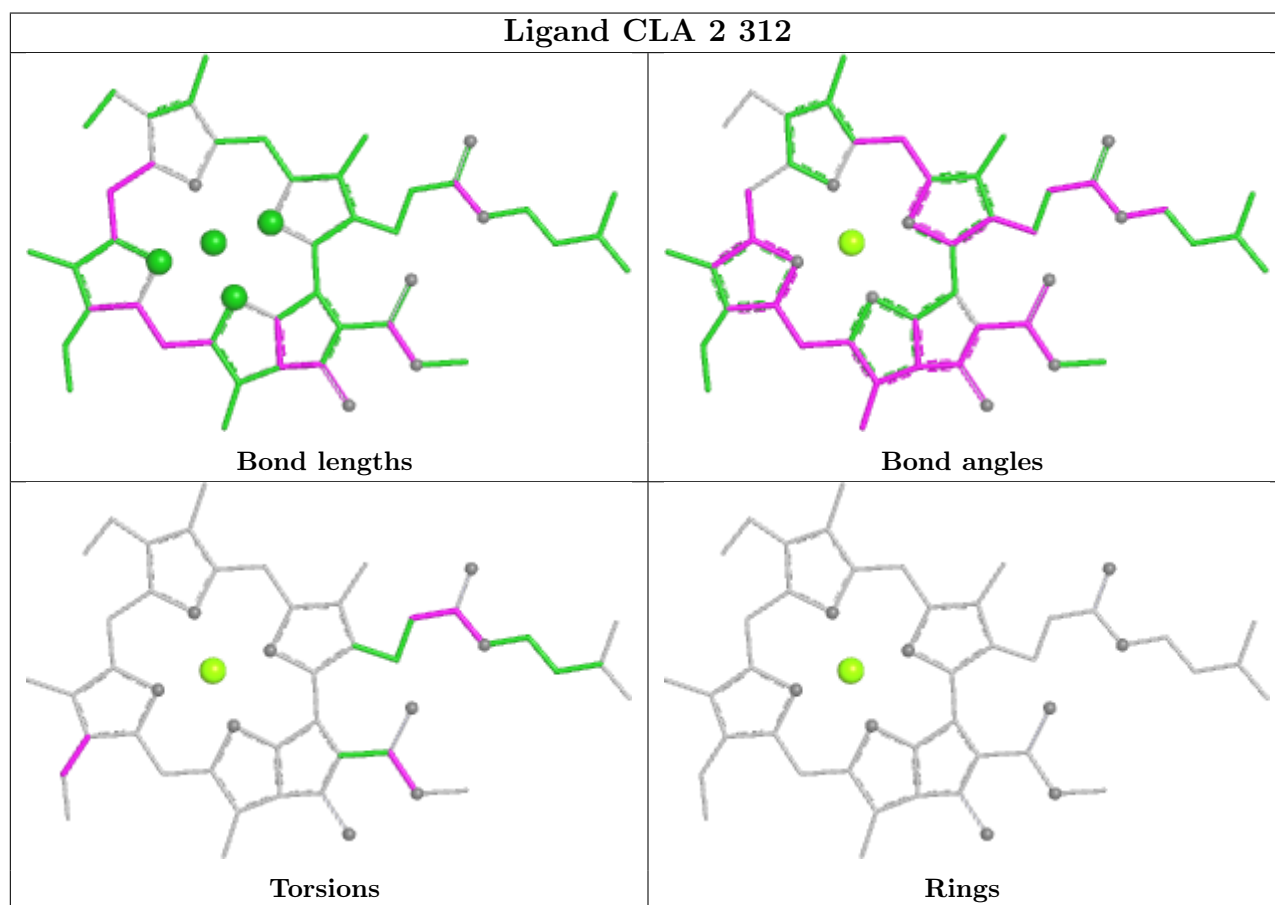
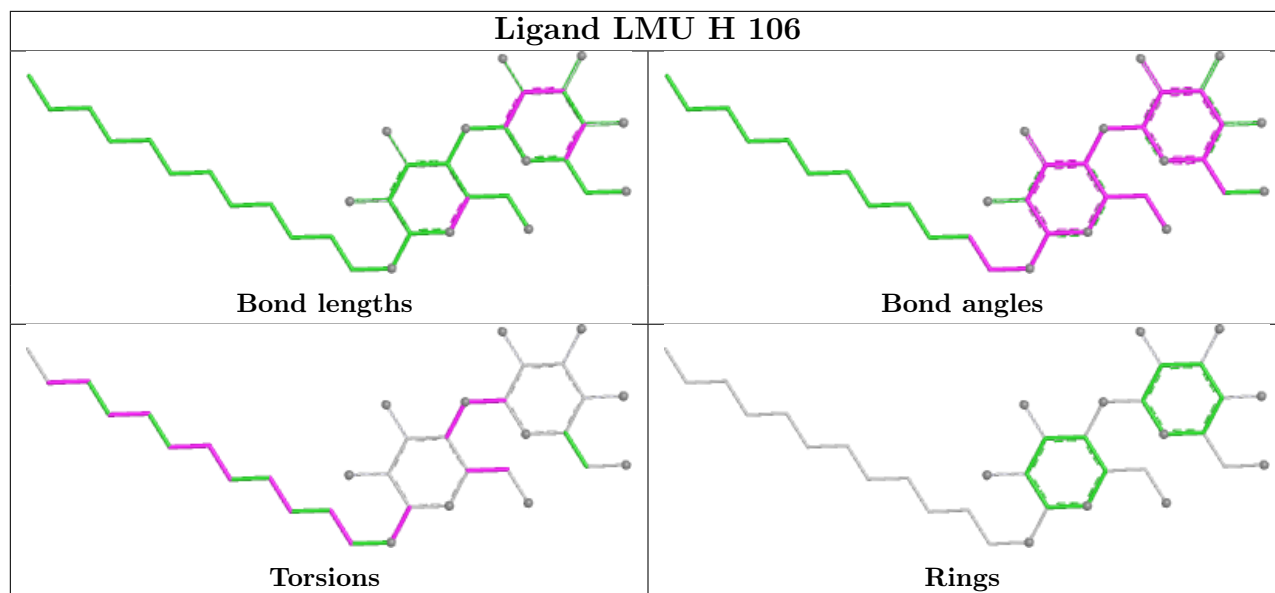


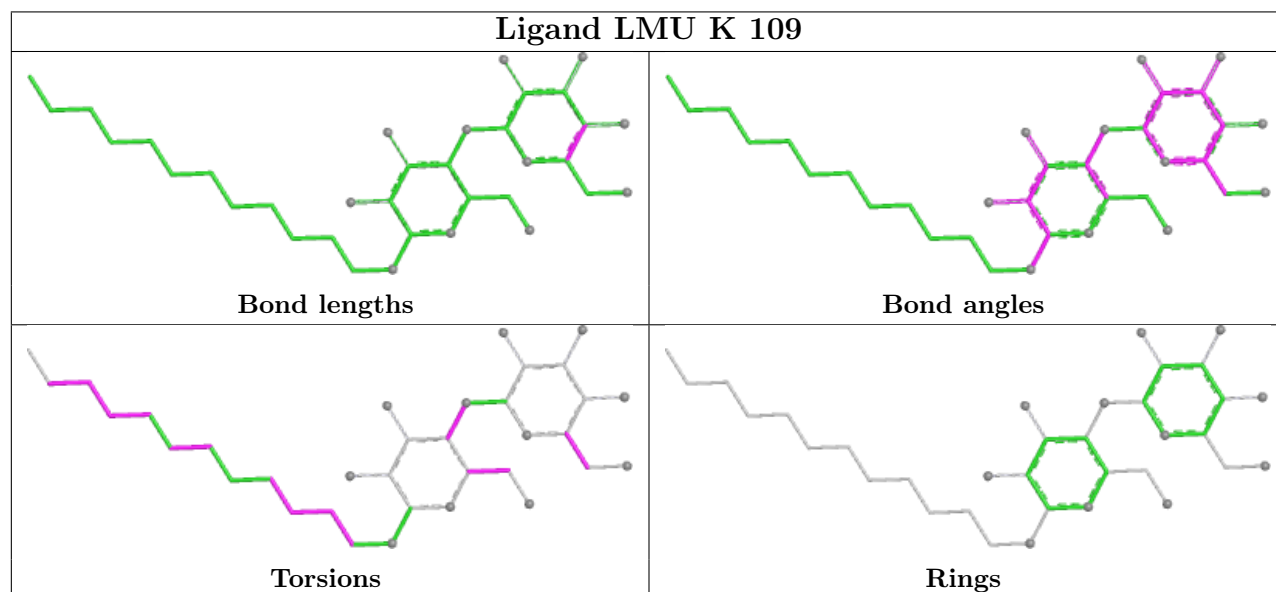
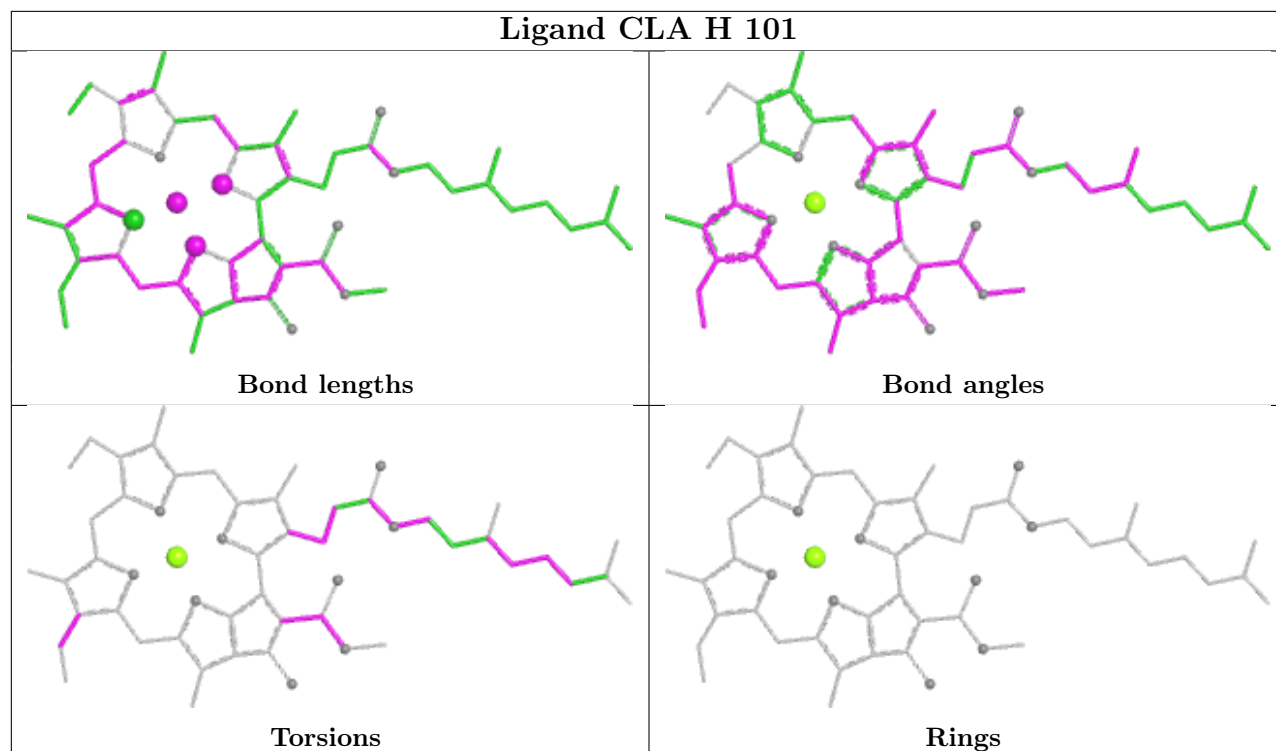




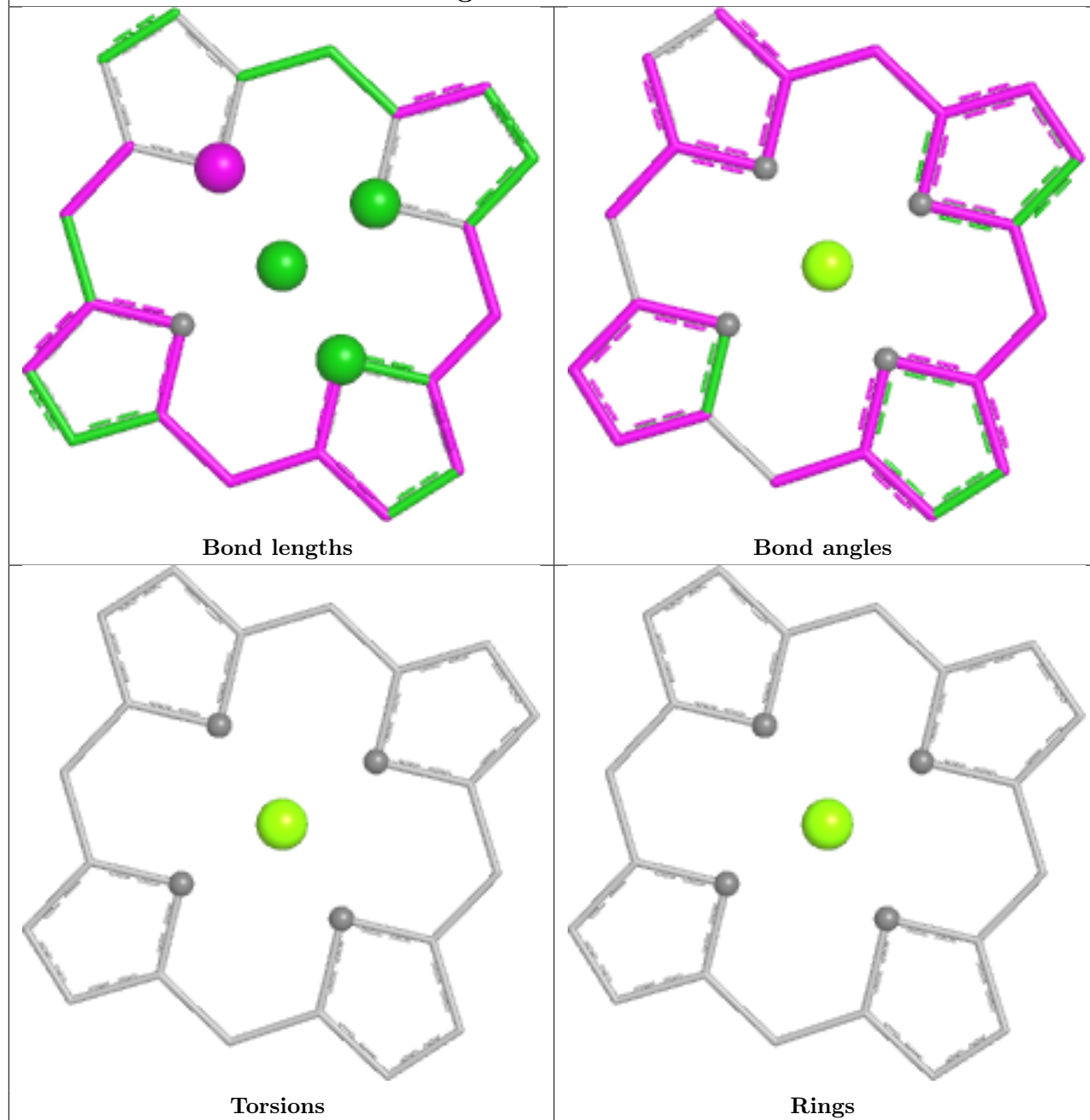


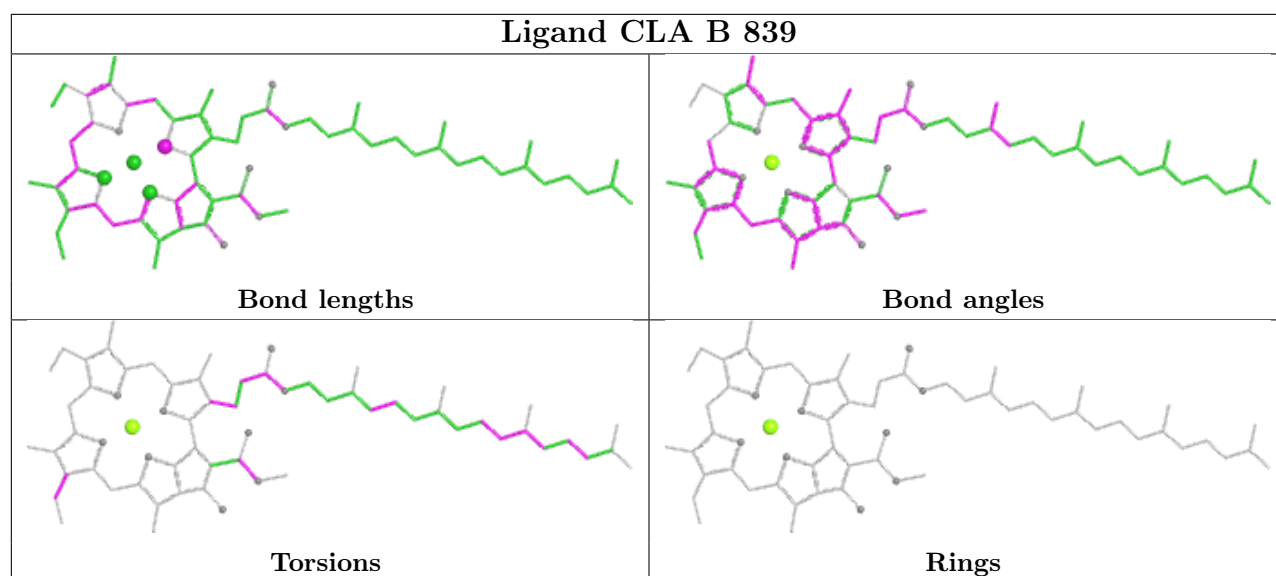
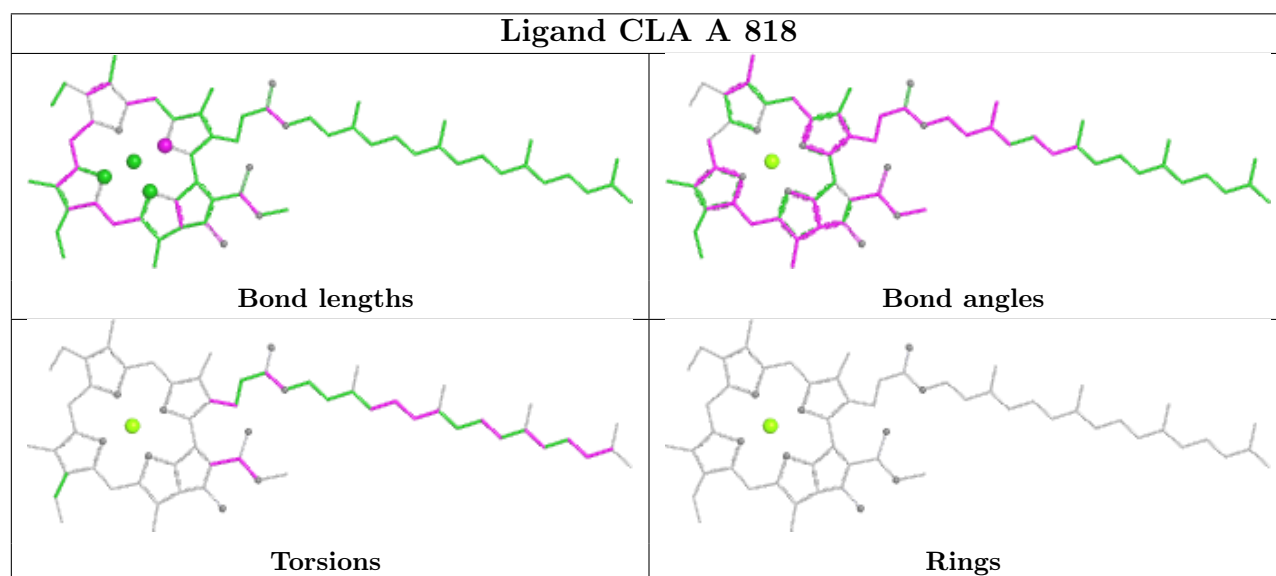
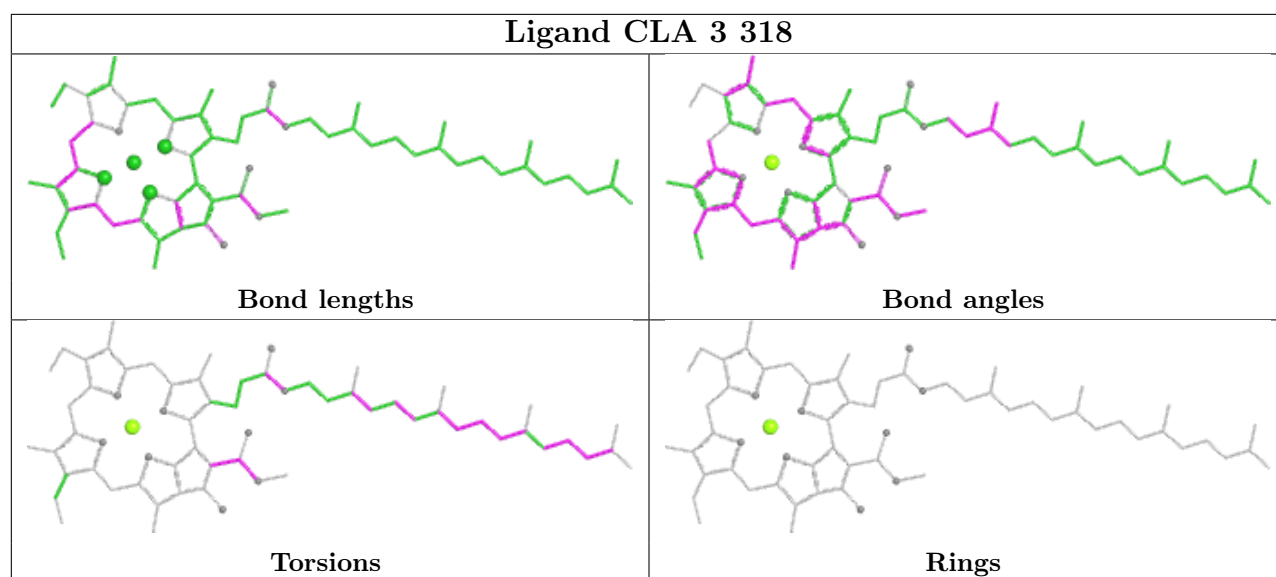


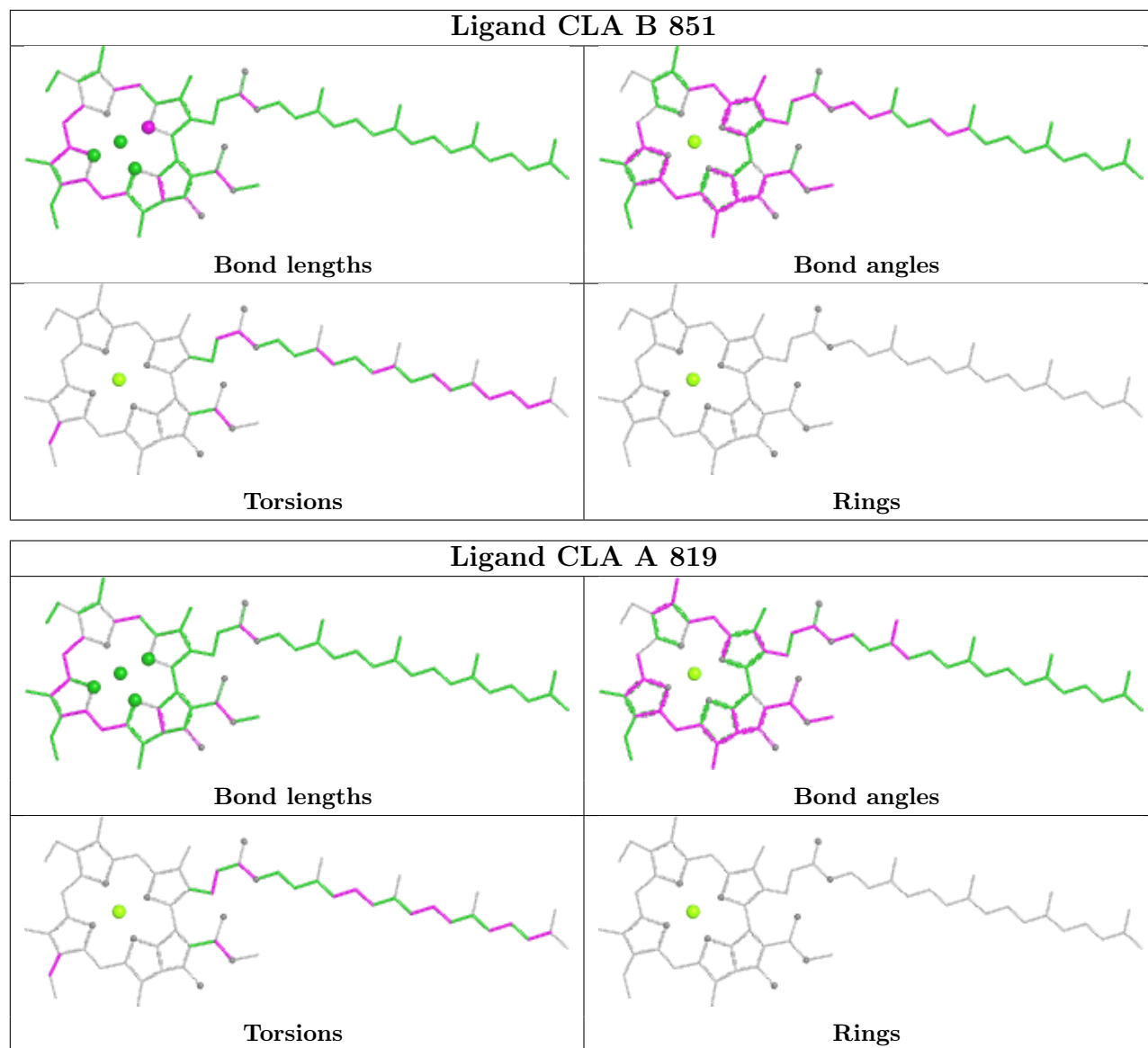




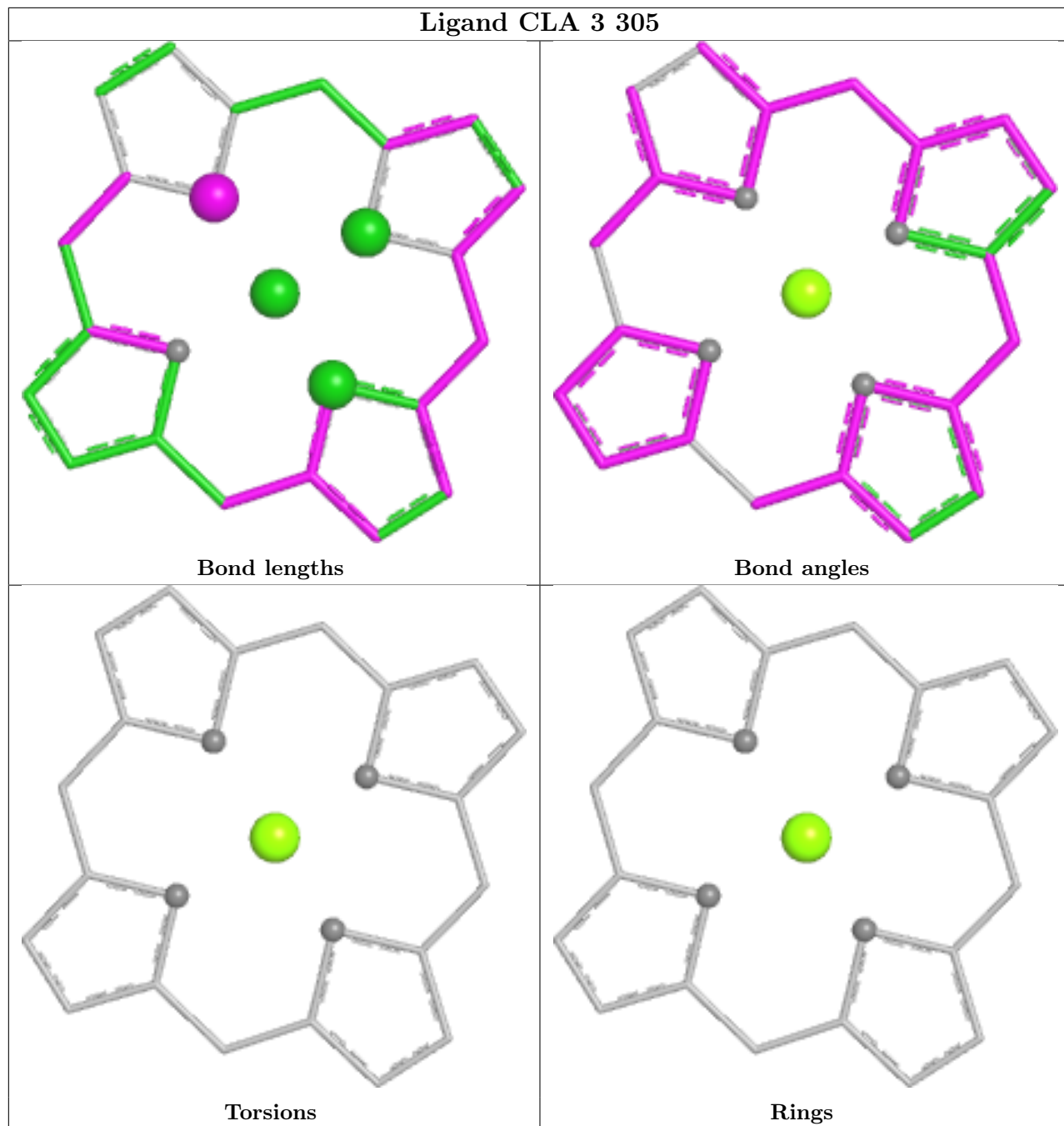
Ligand CLA 1 208

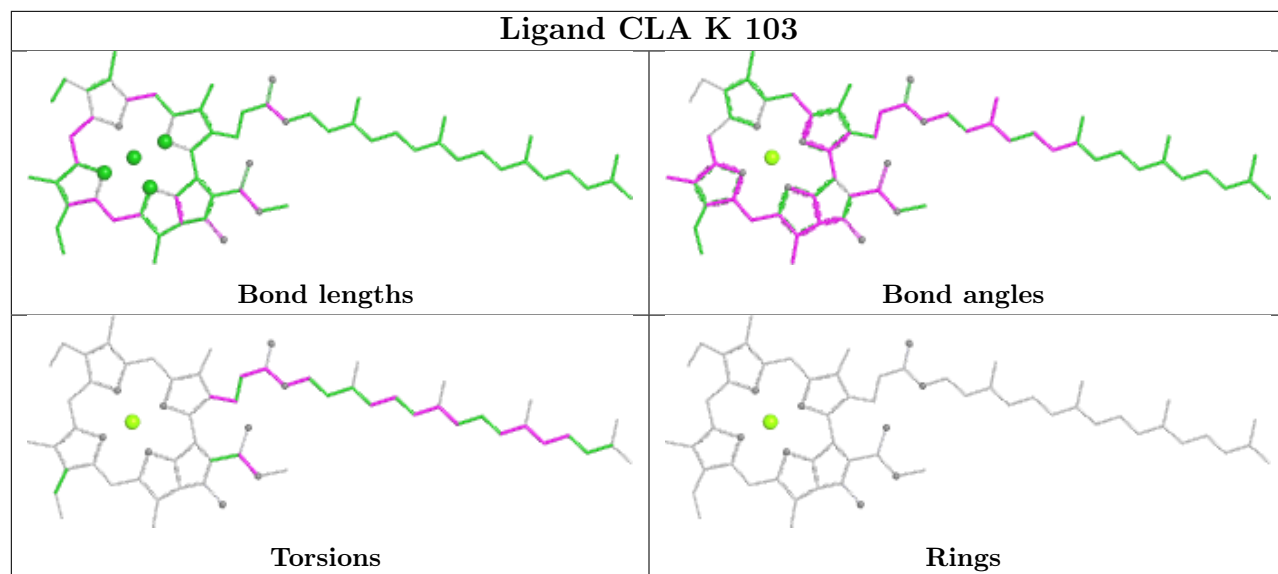




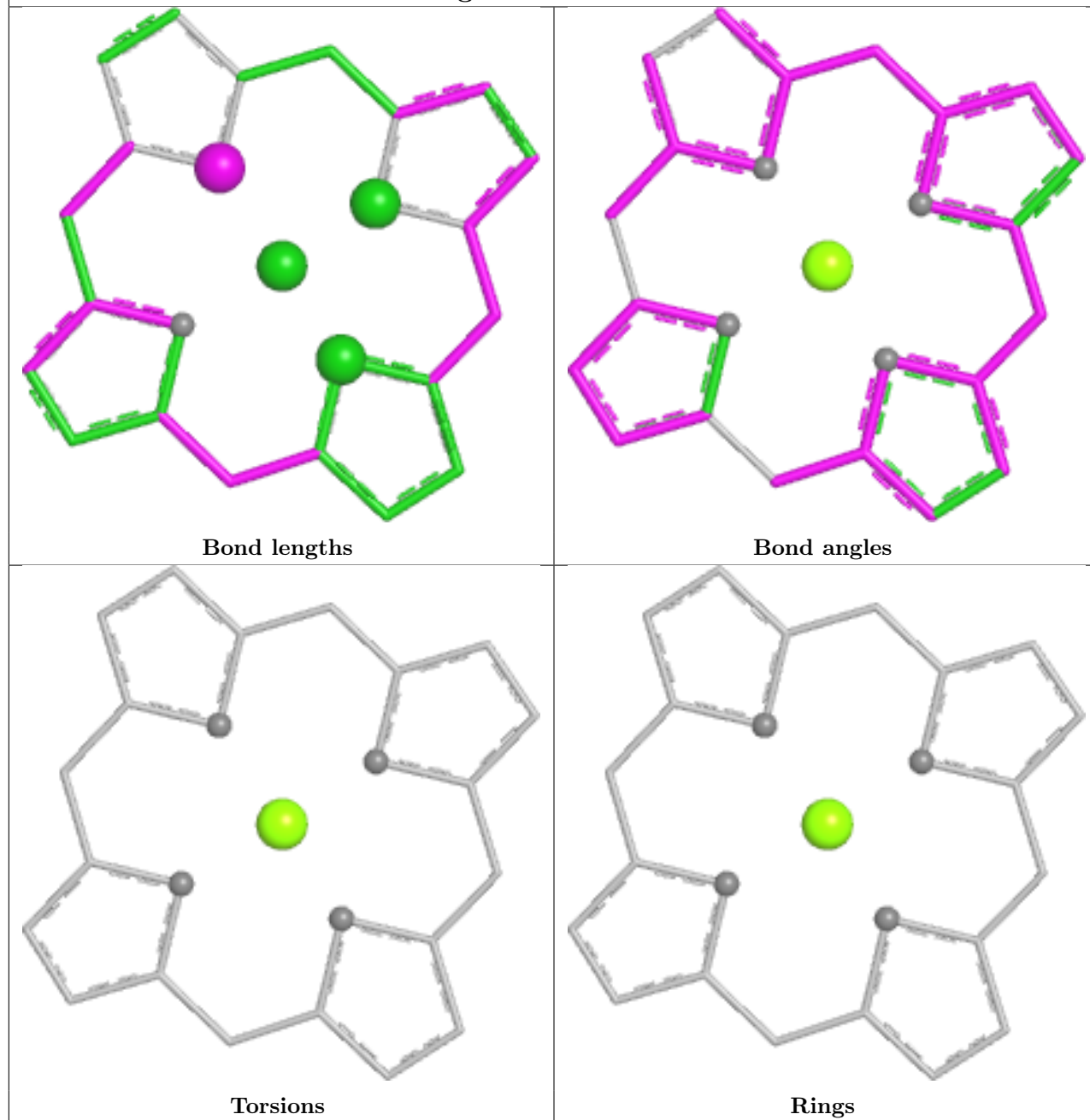


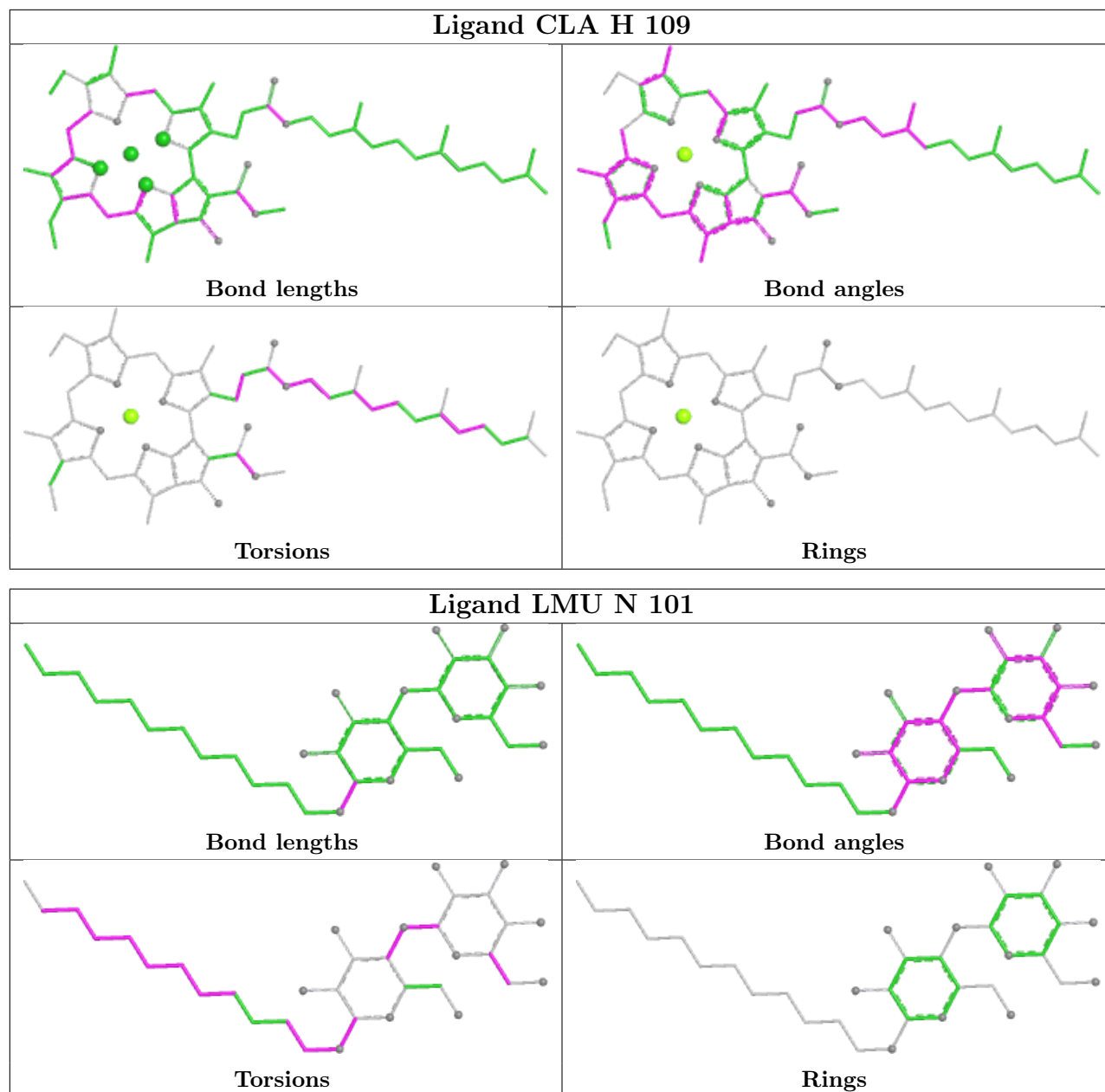
Ligand CLA 3 305

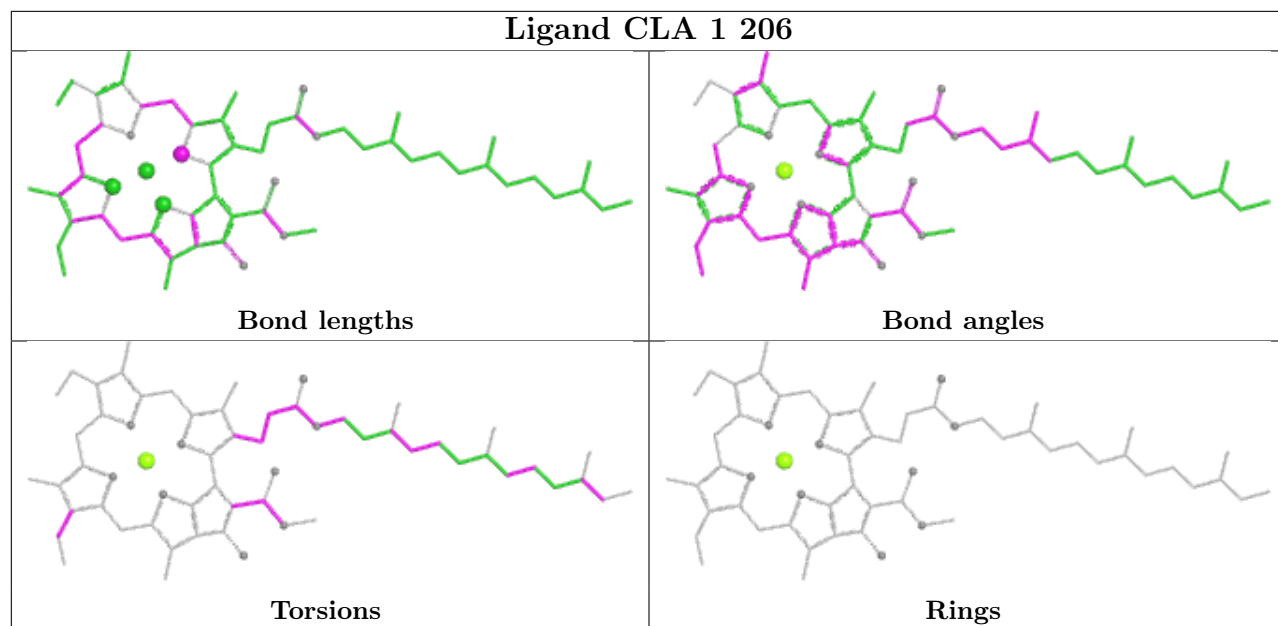


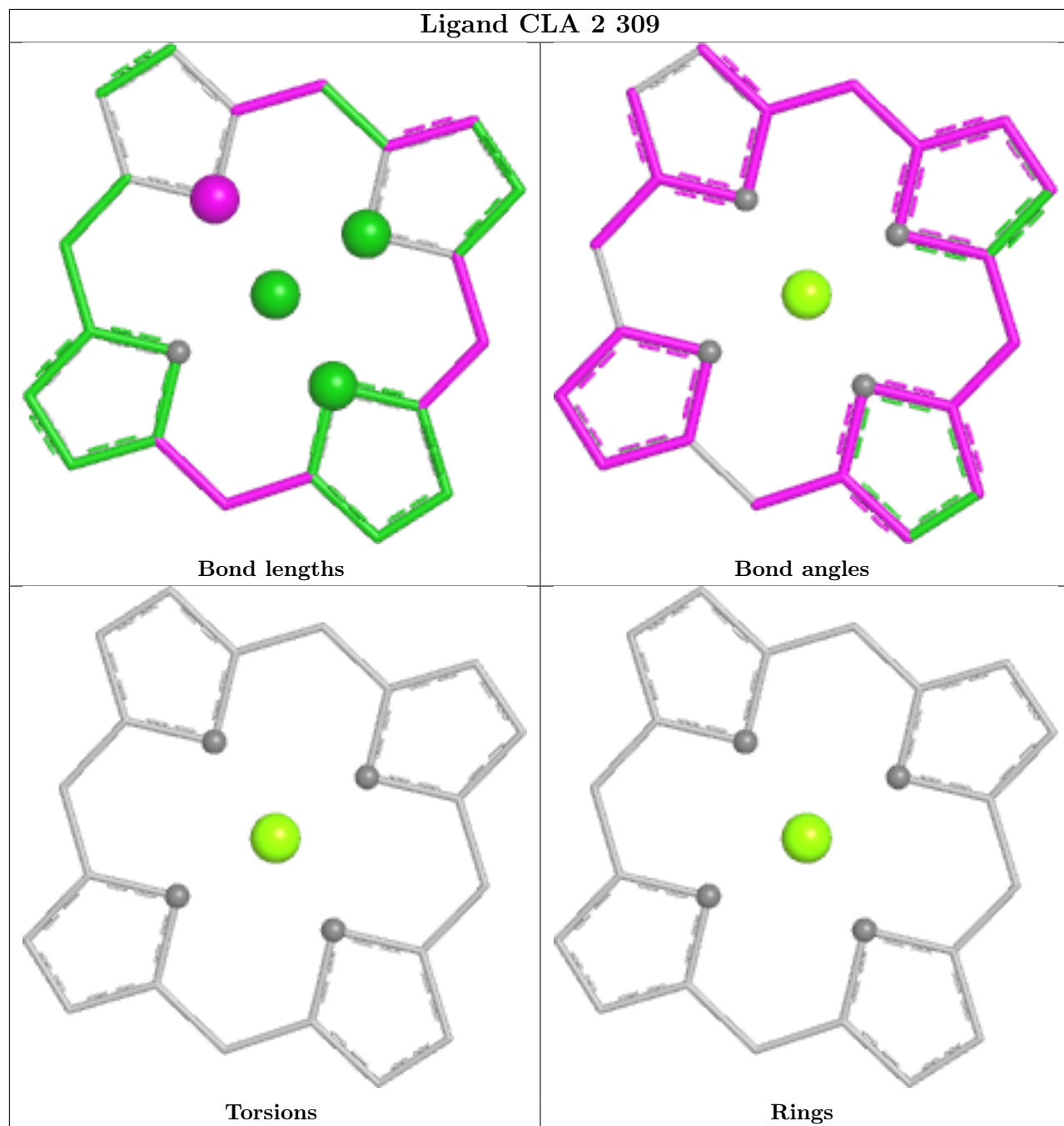


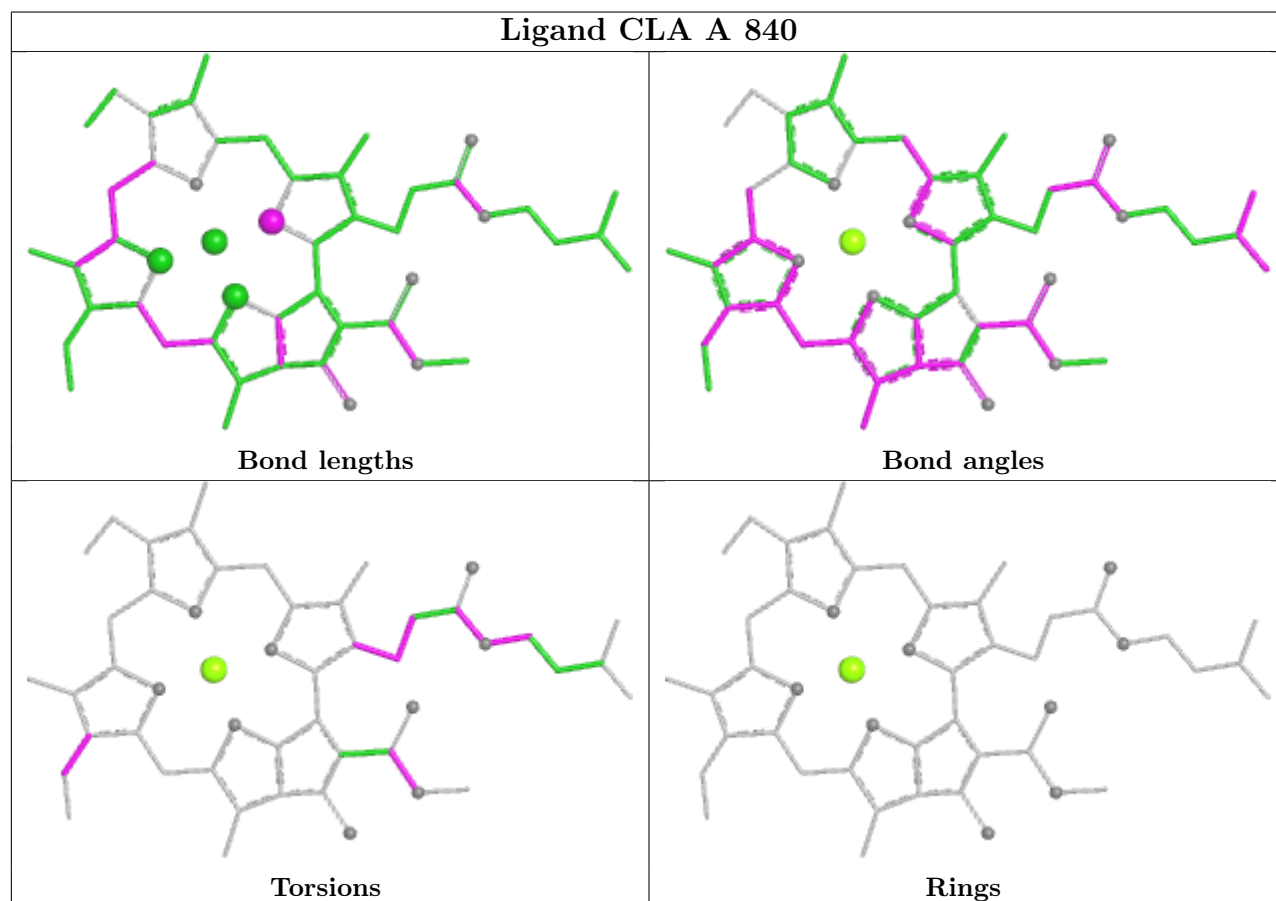
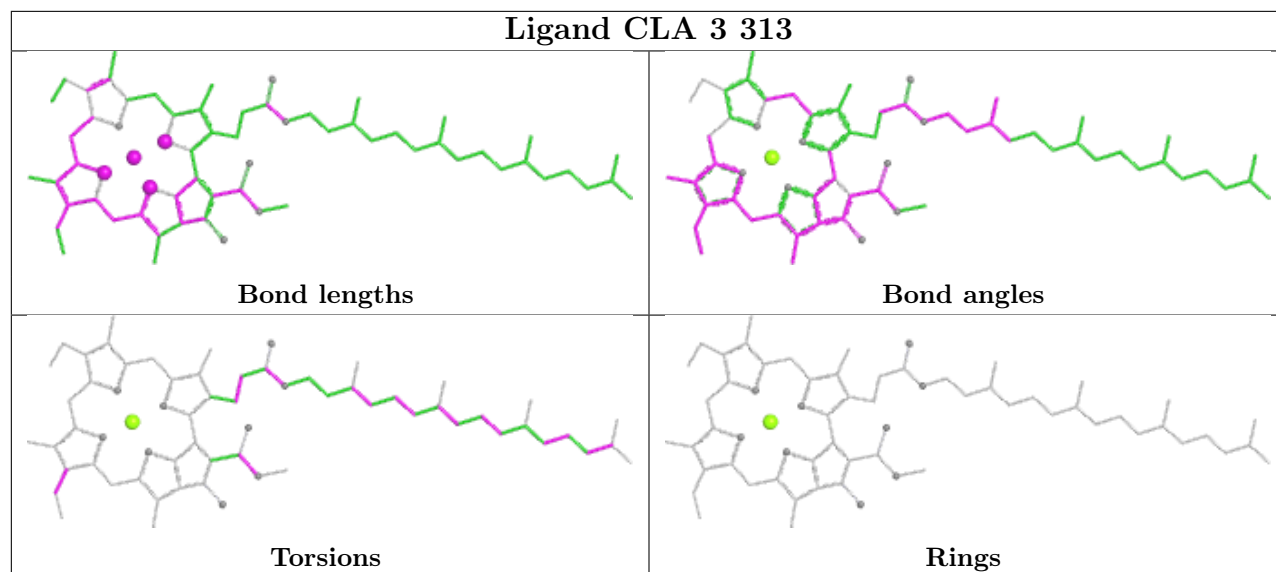
Ligand CLA 1 212

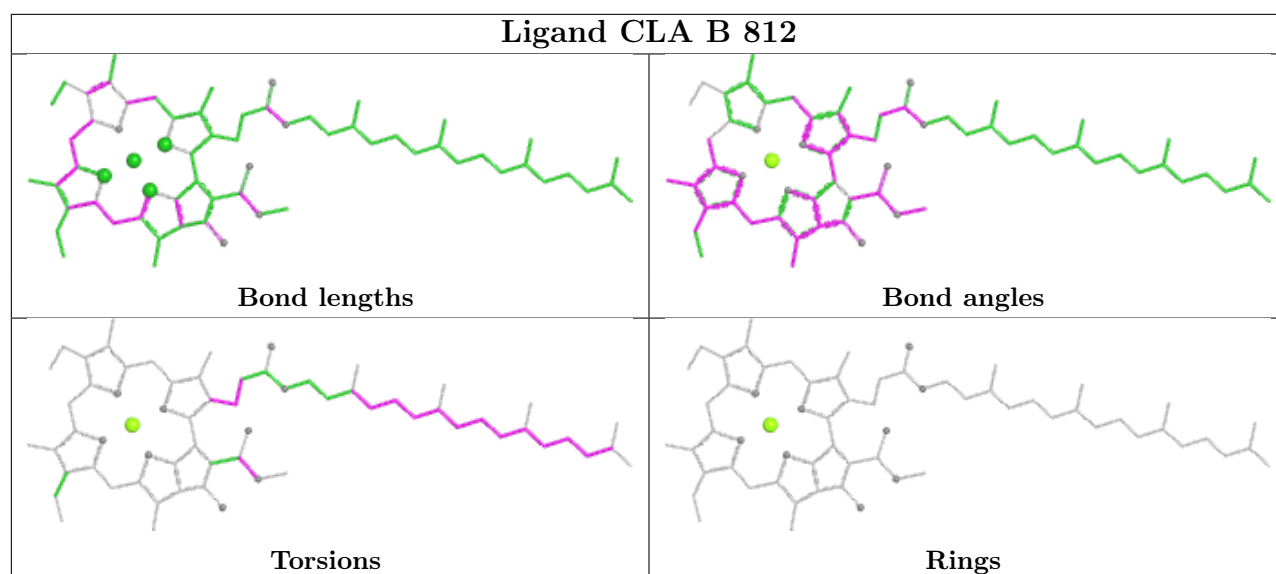
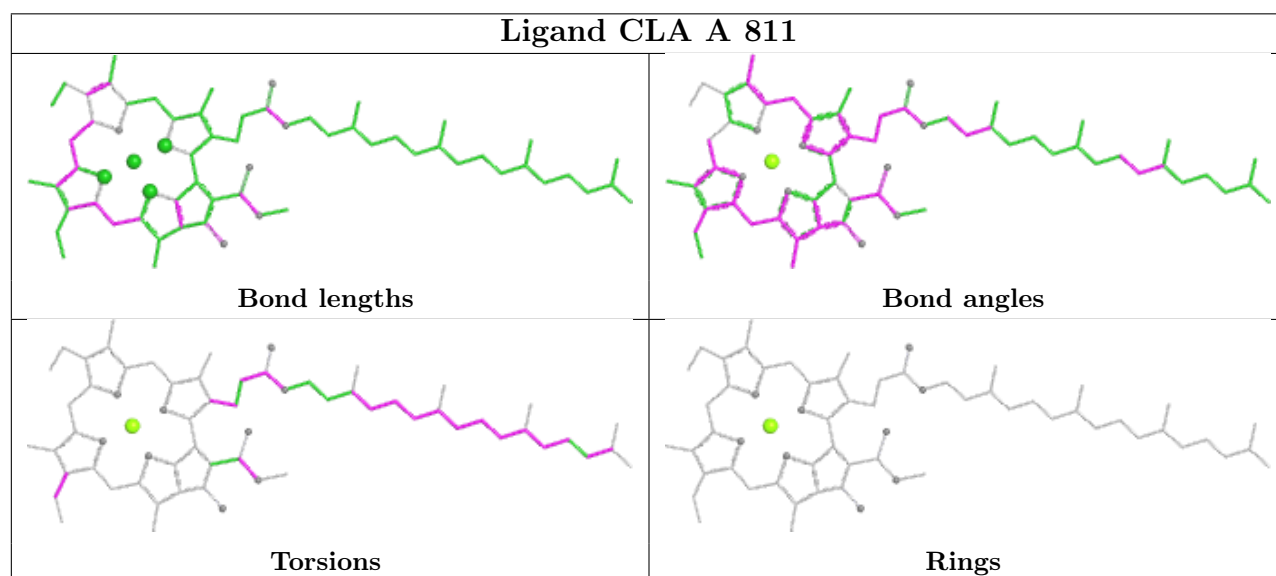
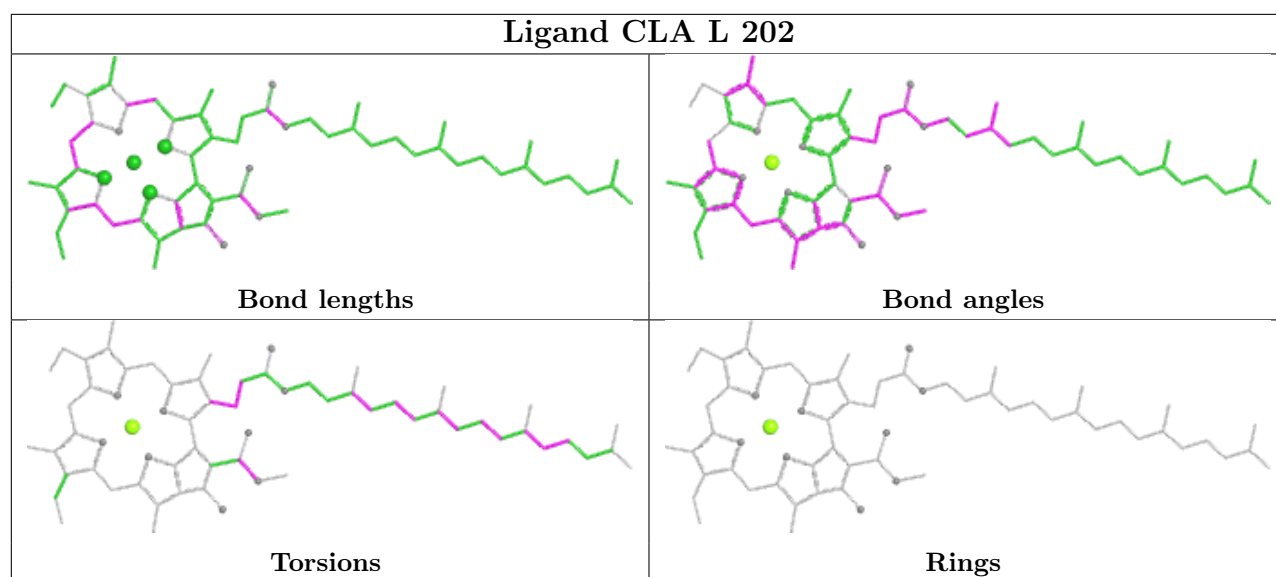


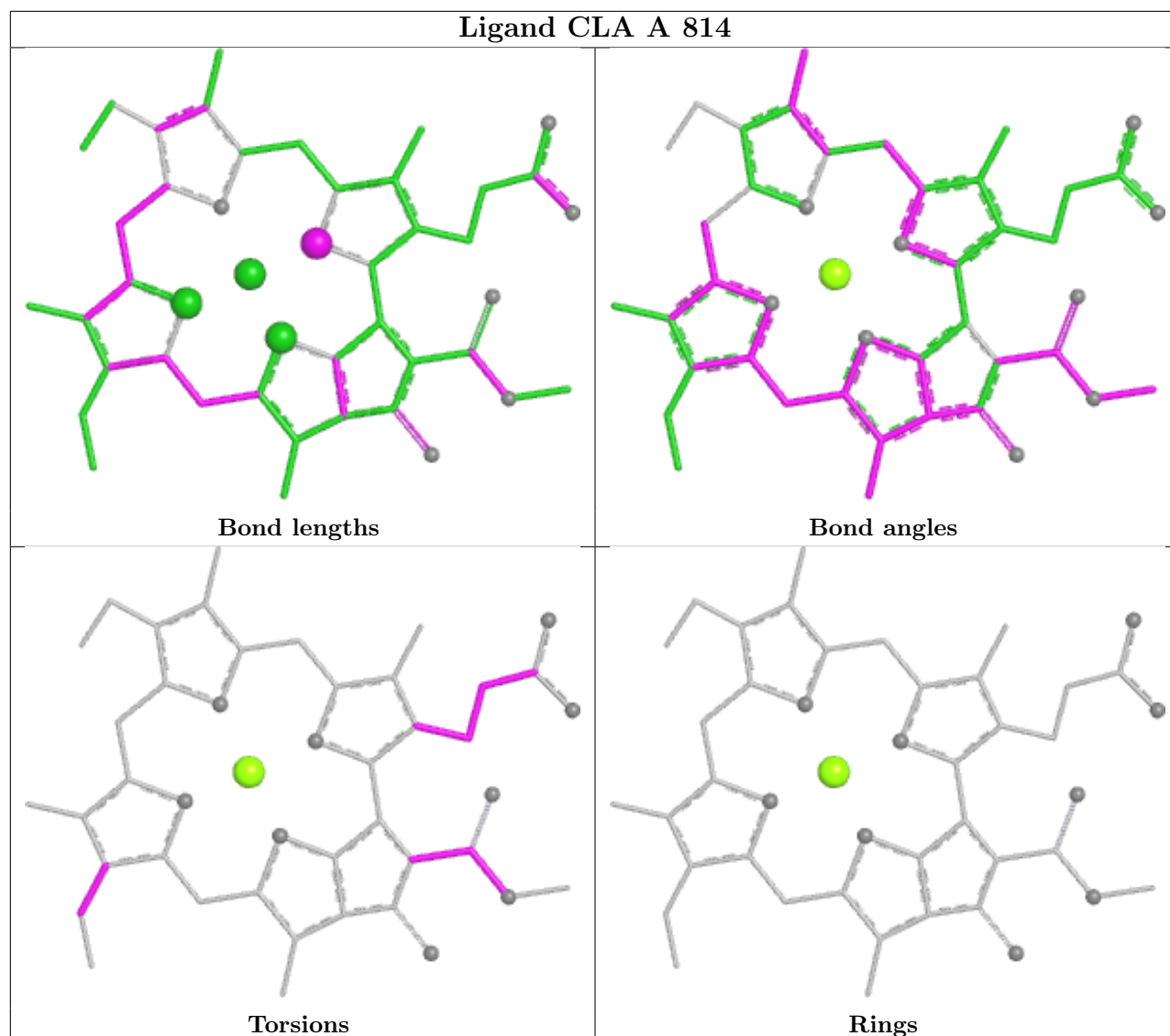
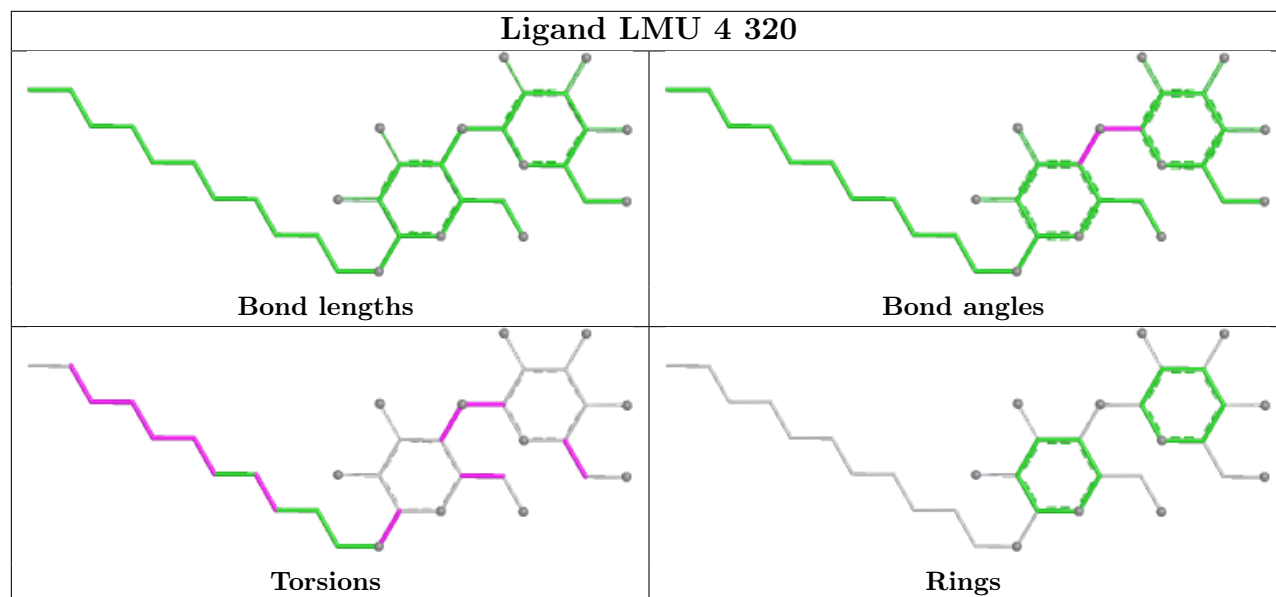


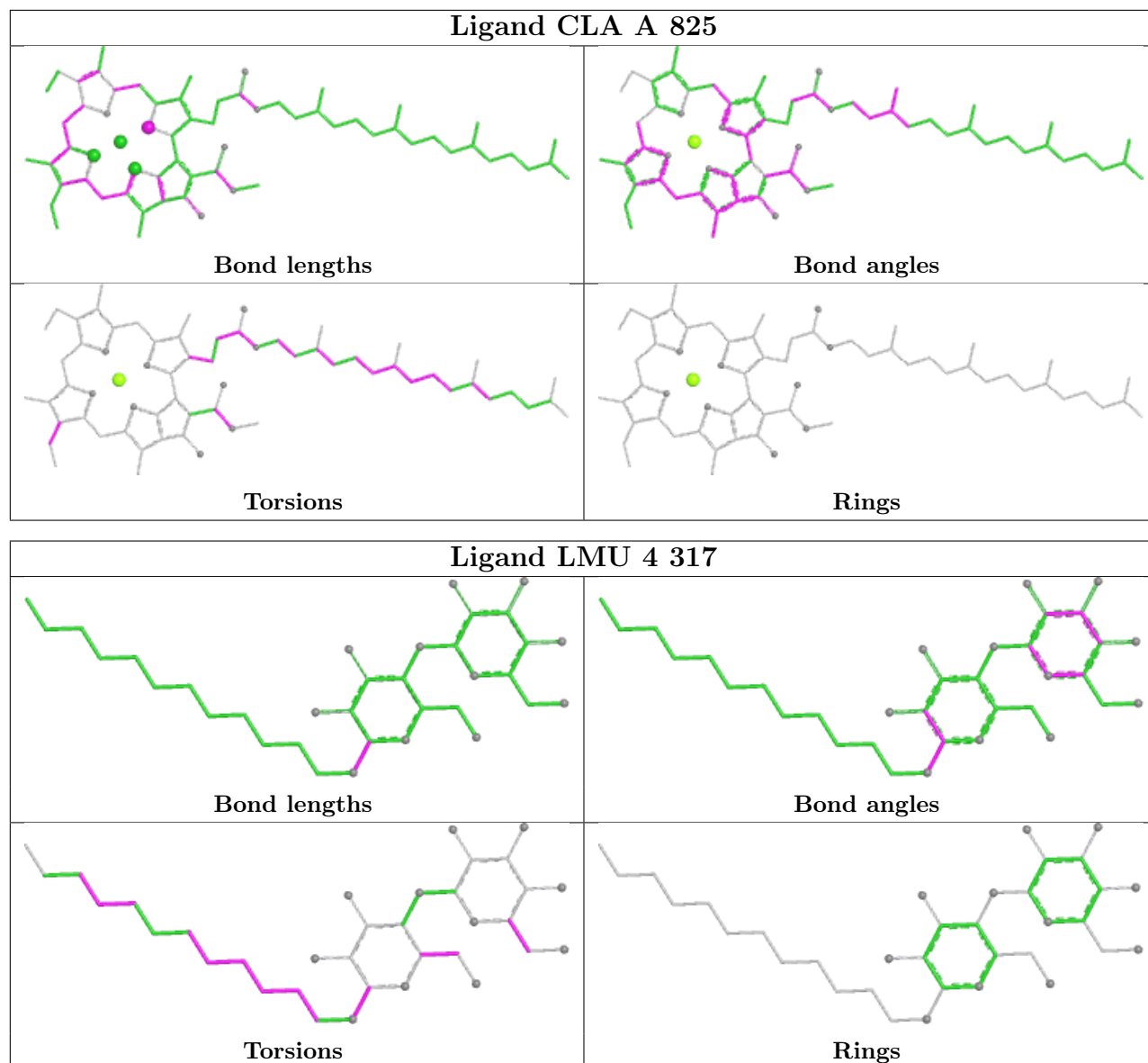


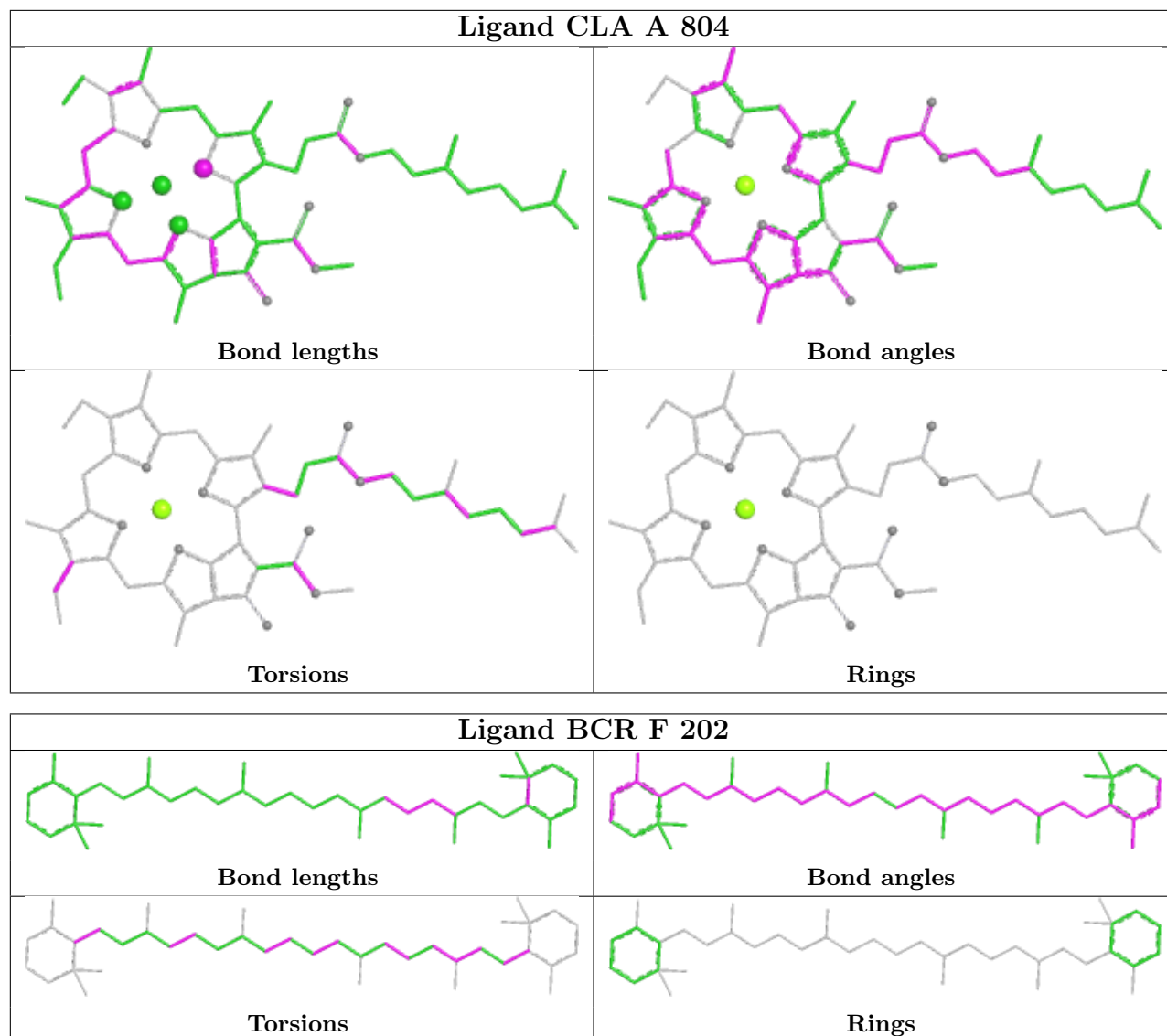


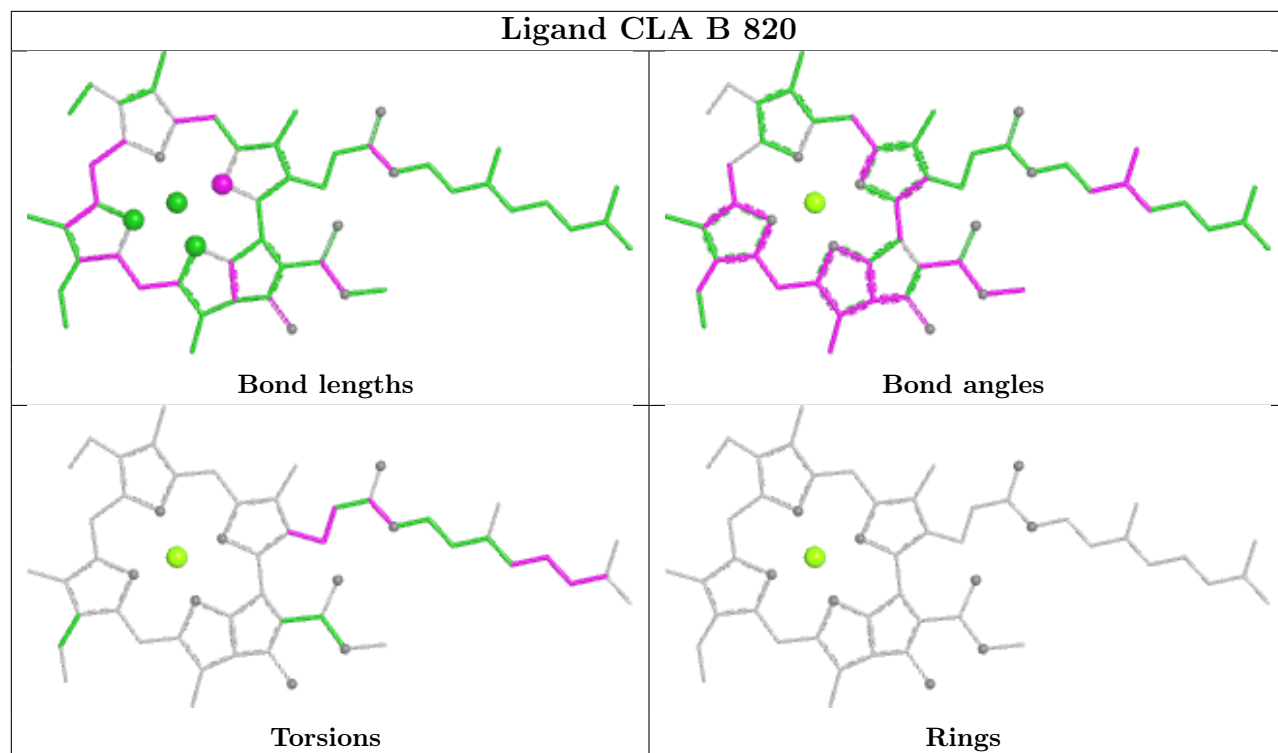




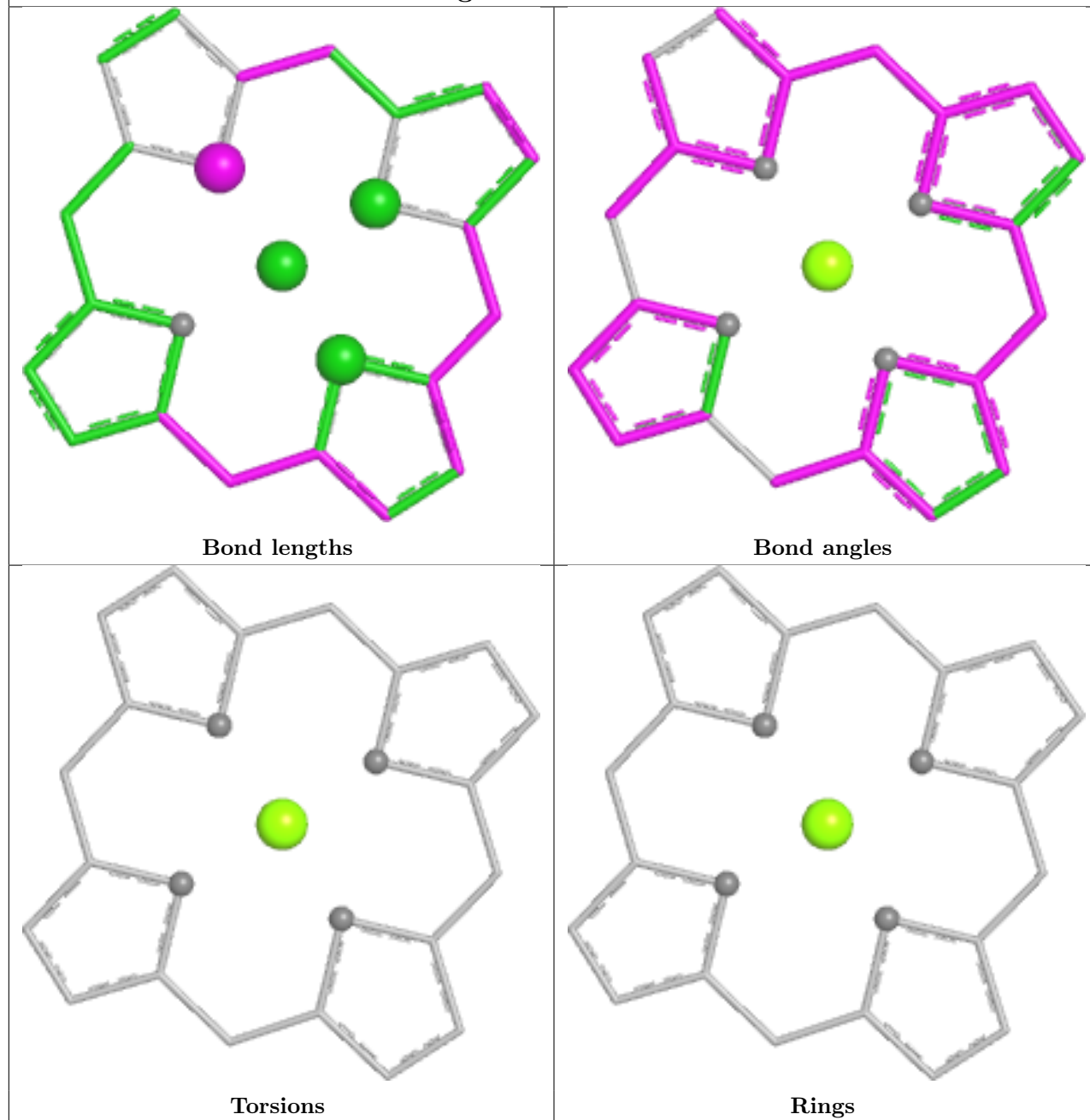


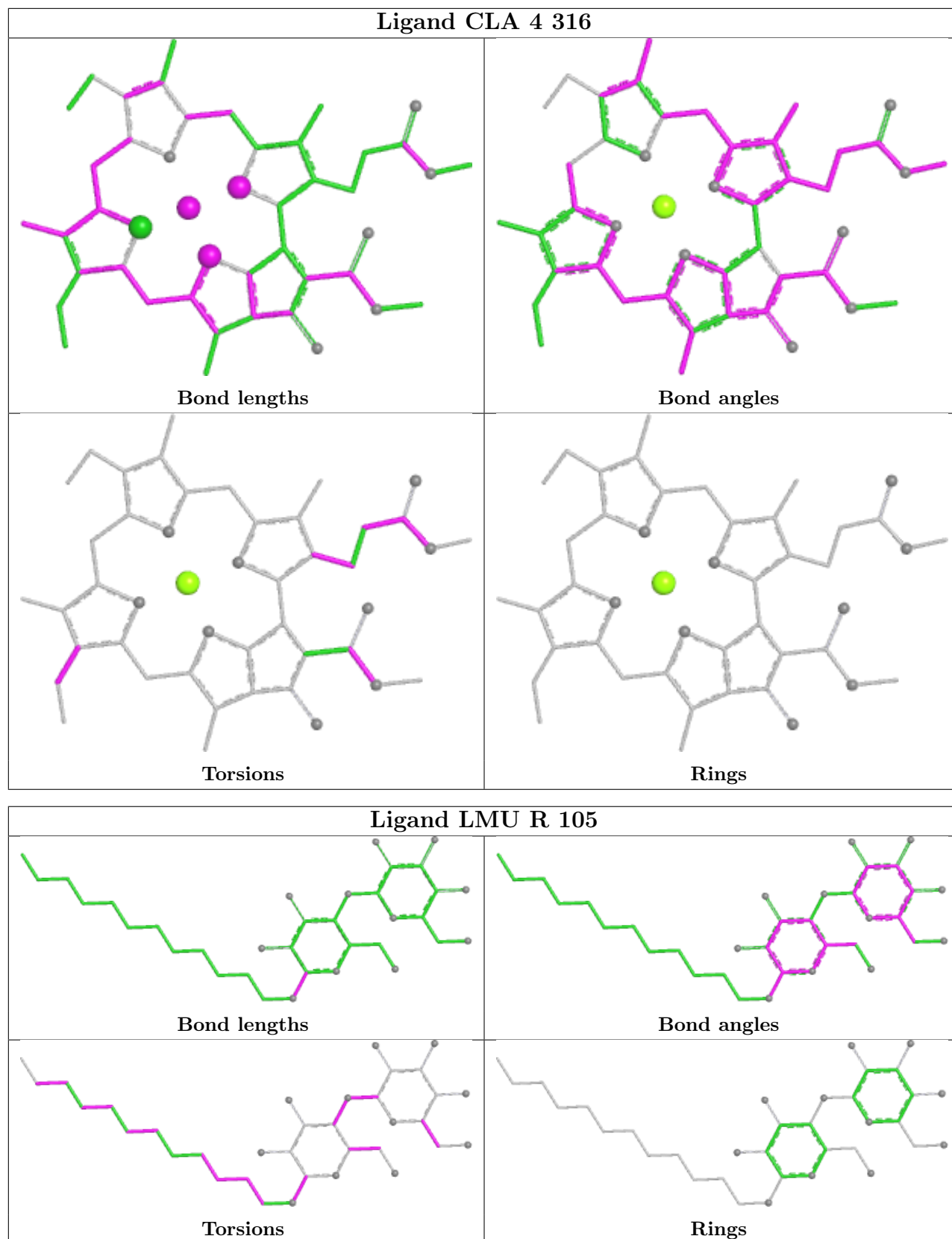


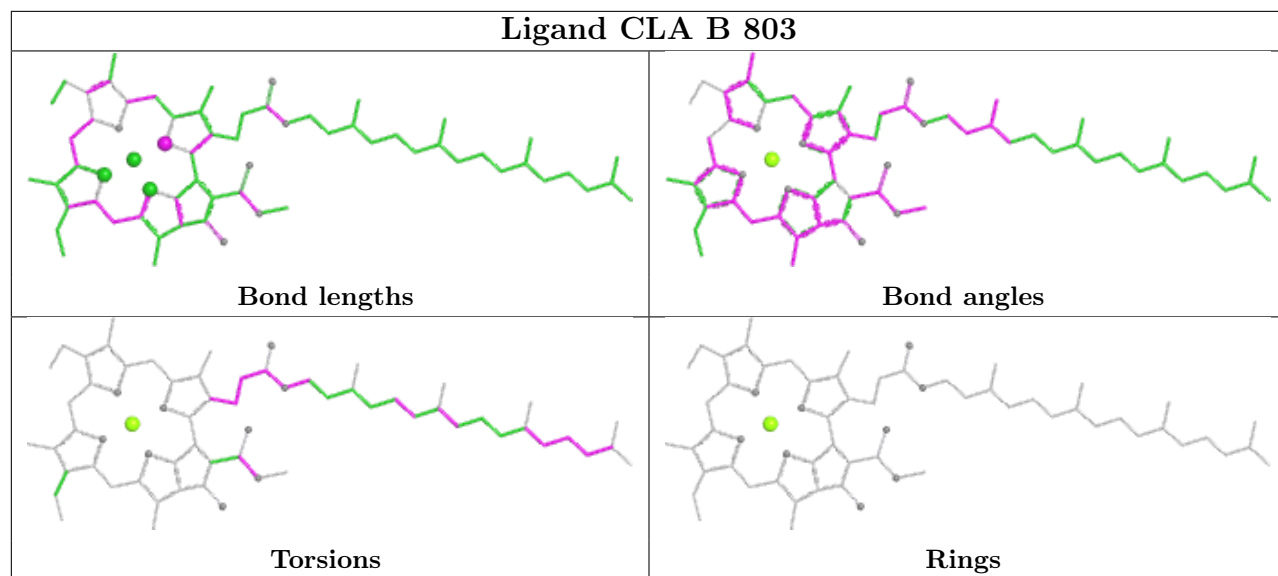




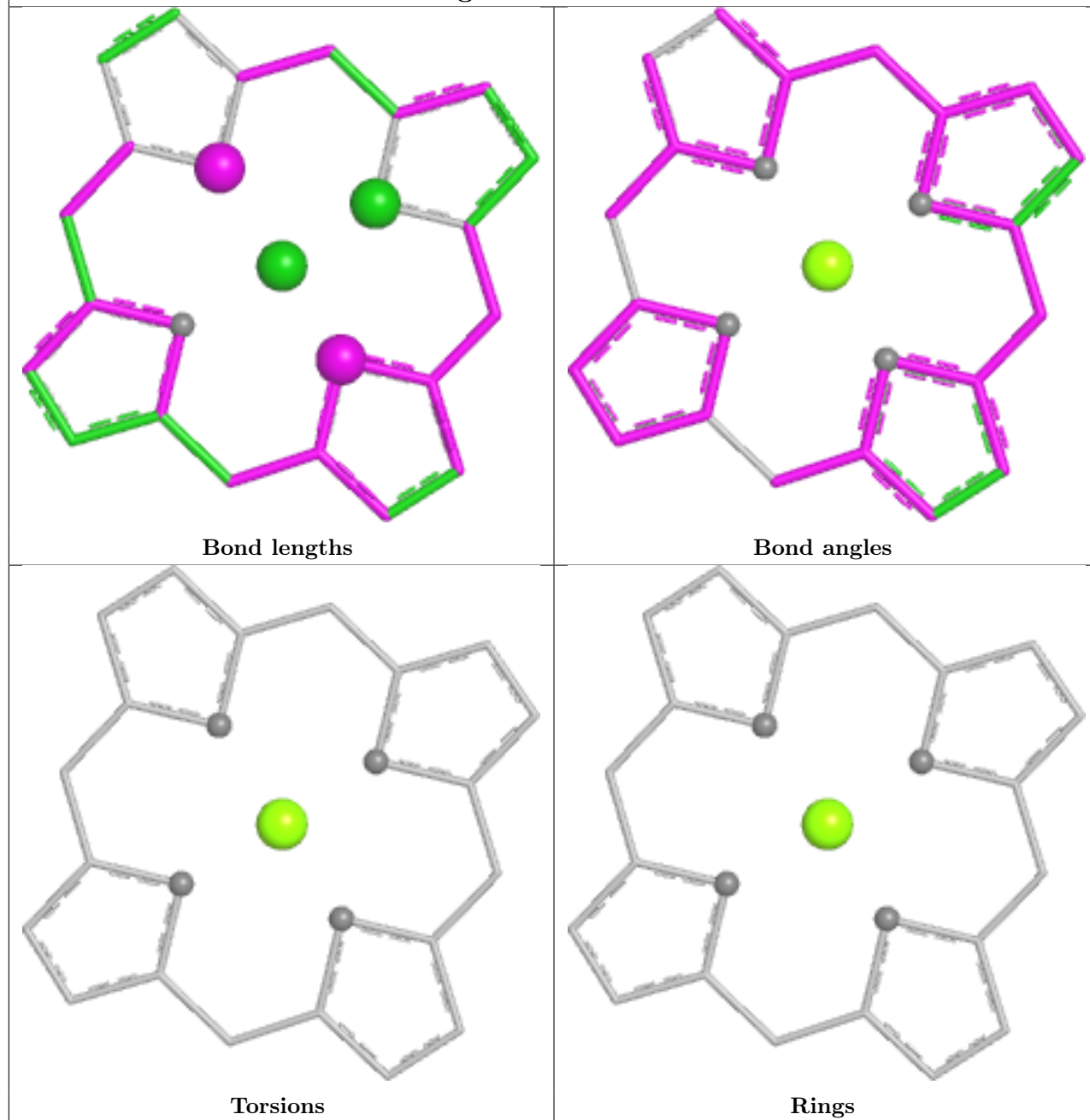
Ligand CLA 3 307

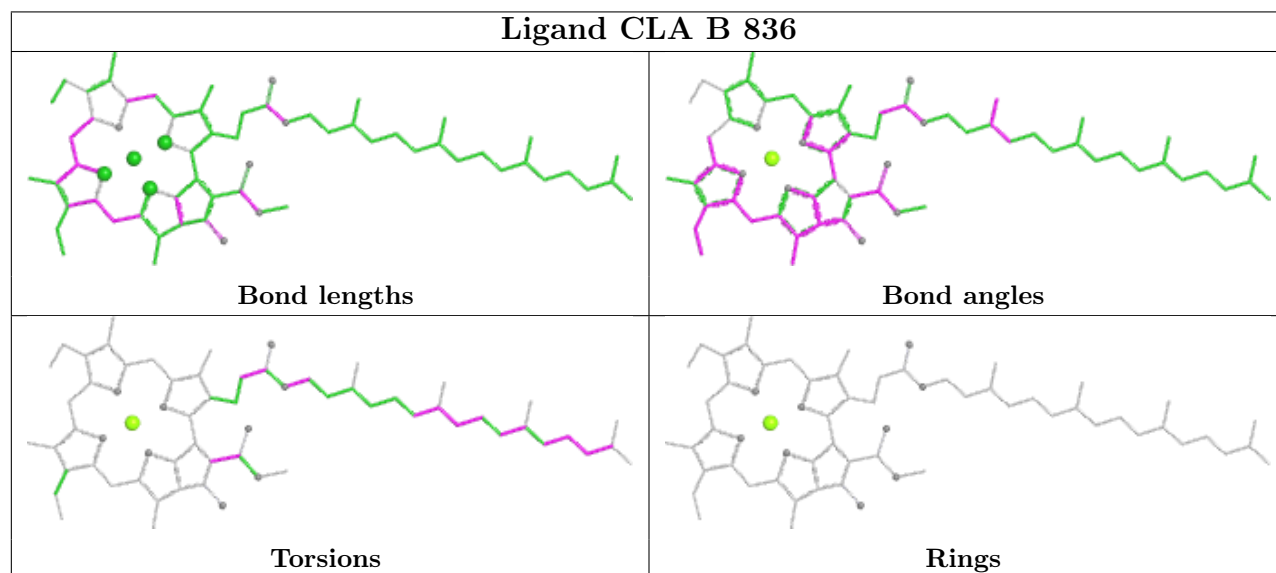
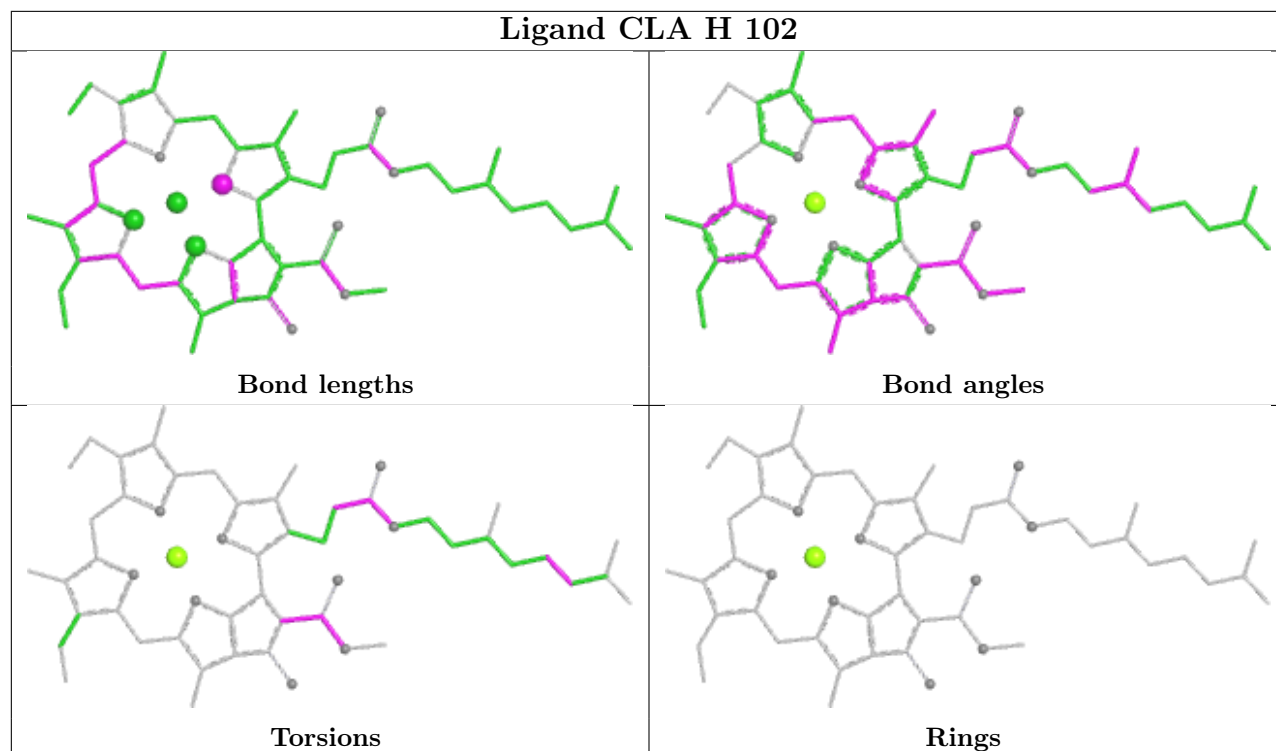


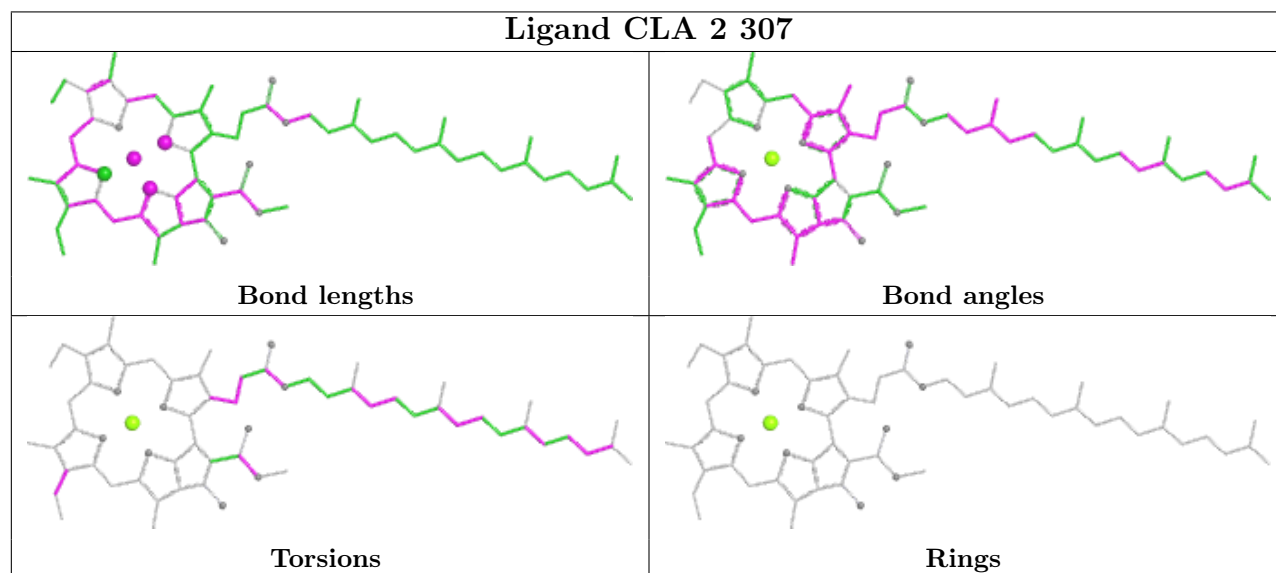
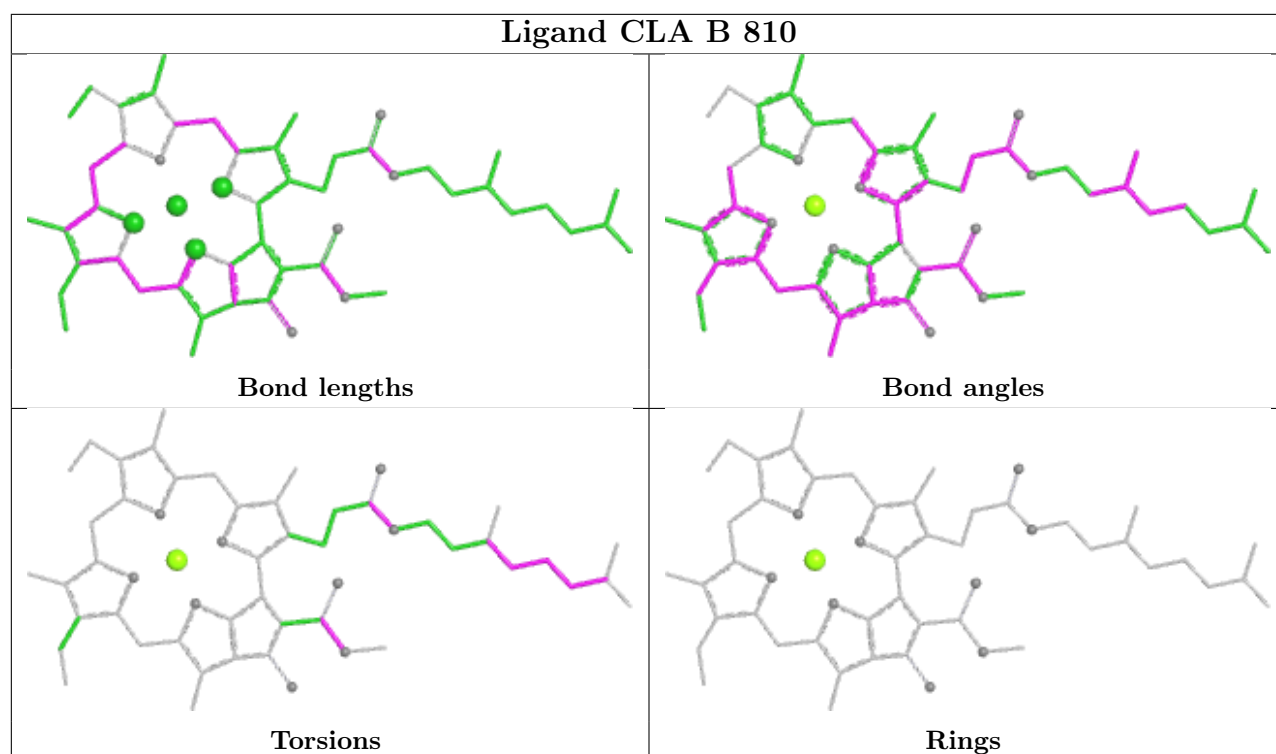


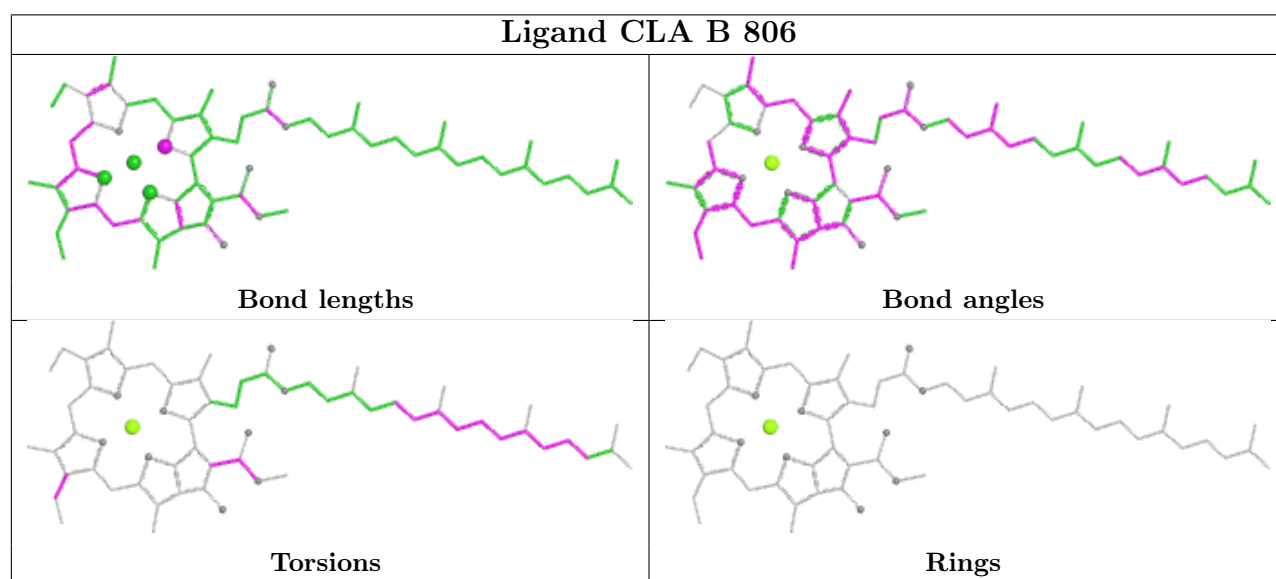
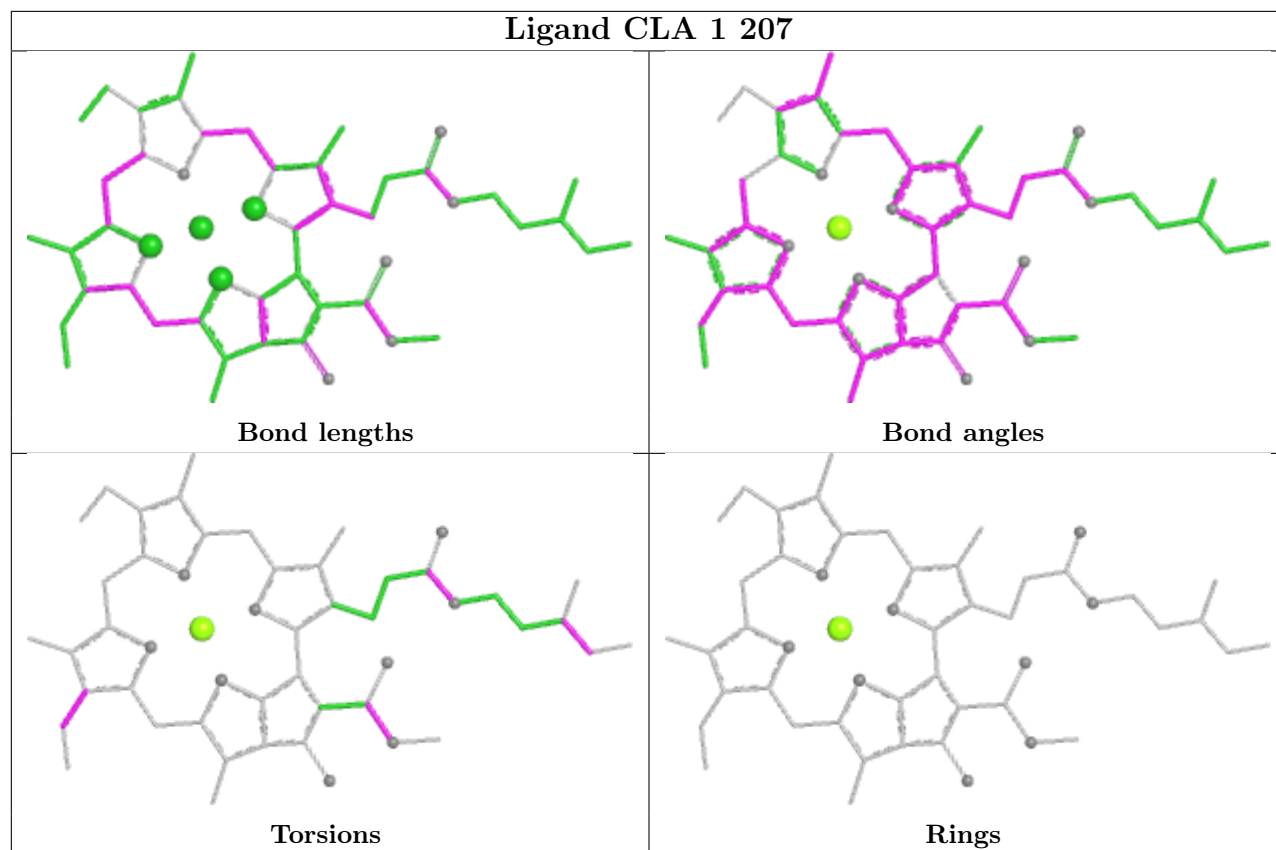


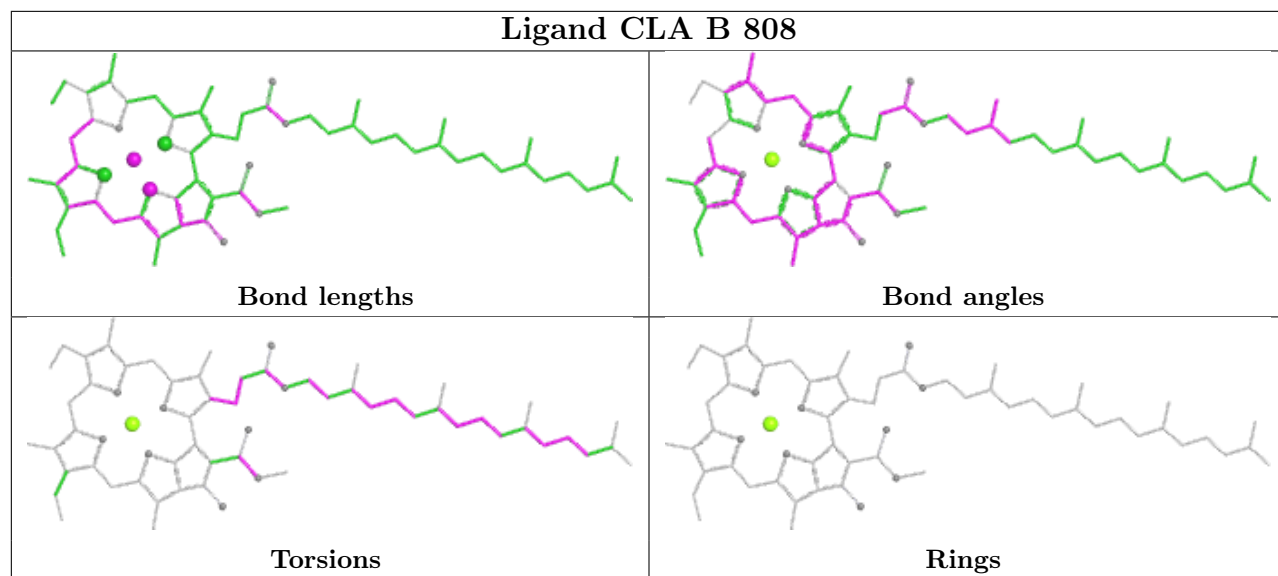
Ligand CLA 4 309



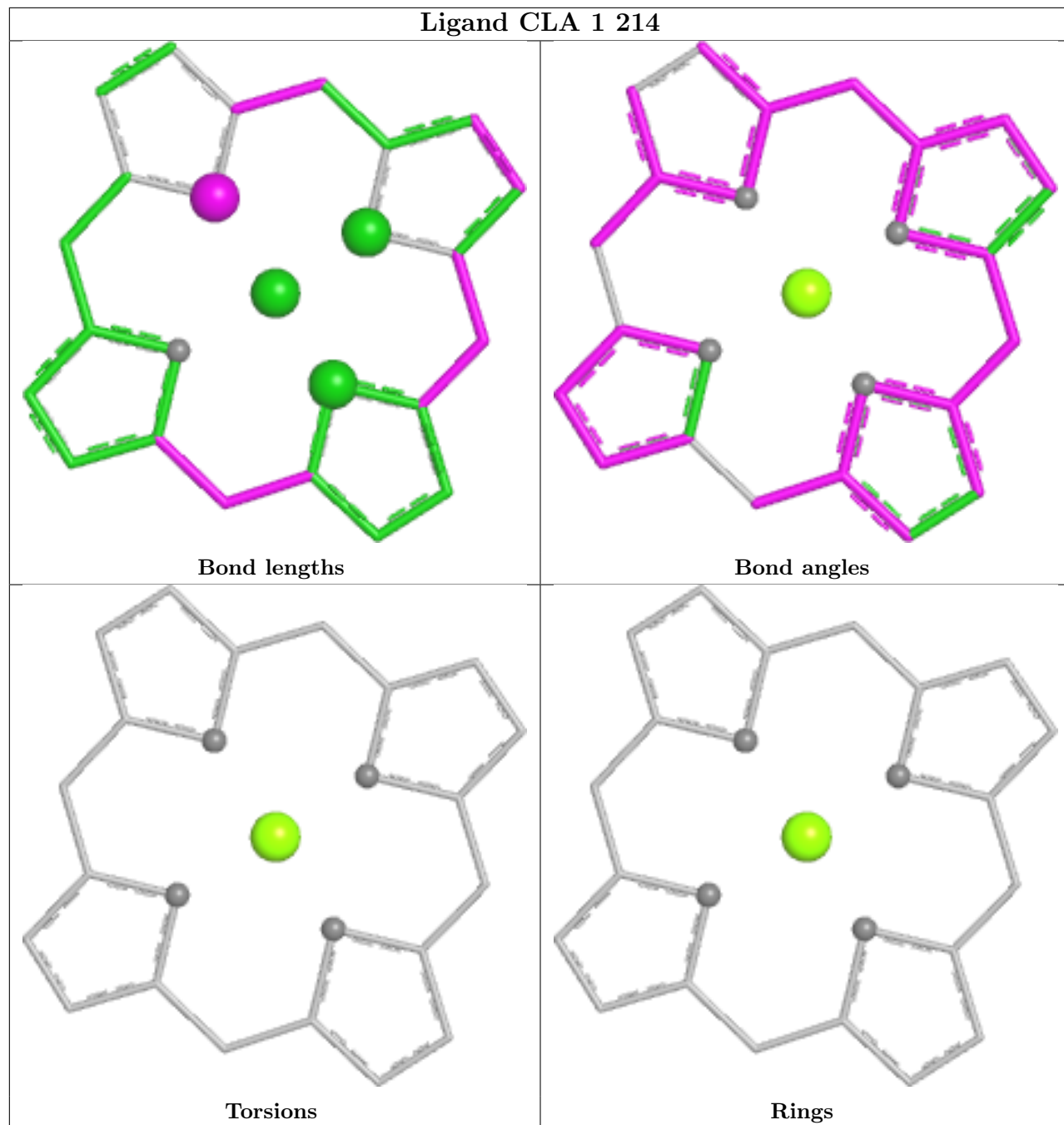


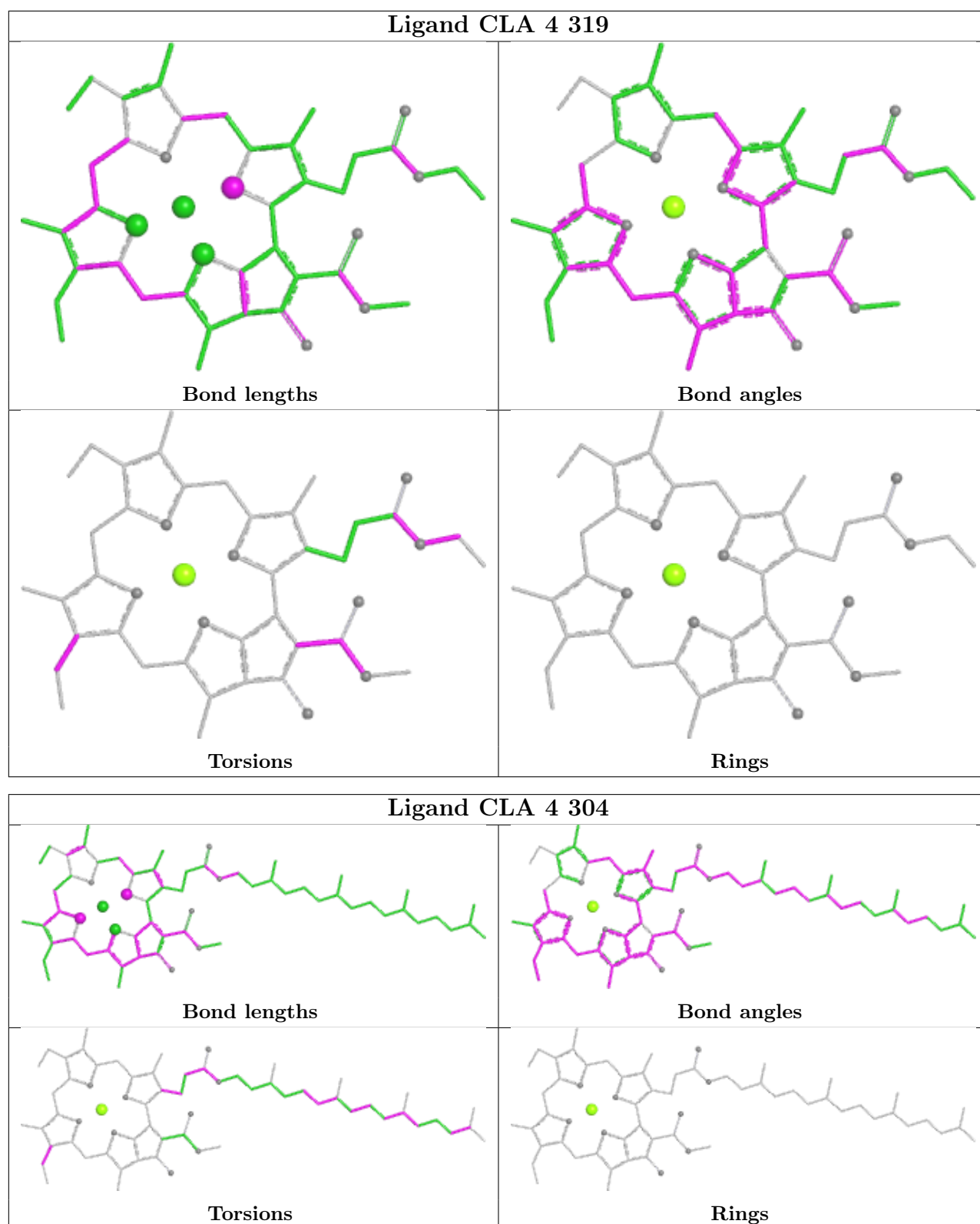


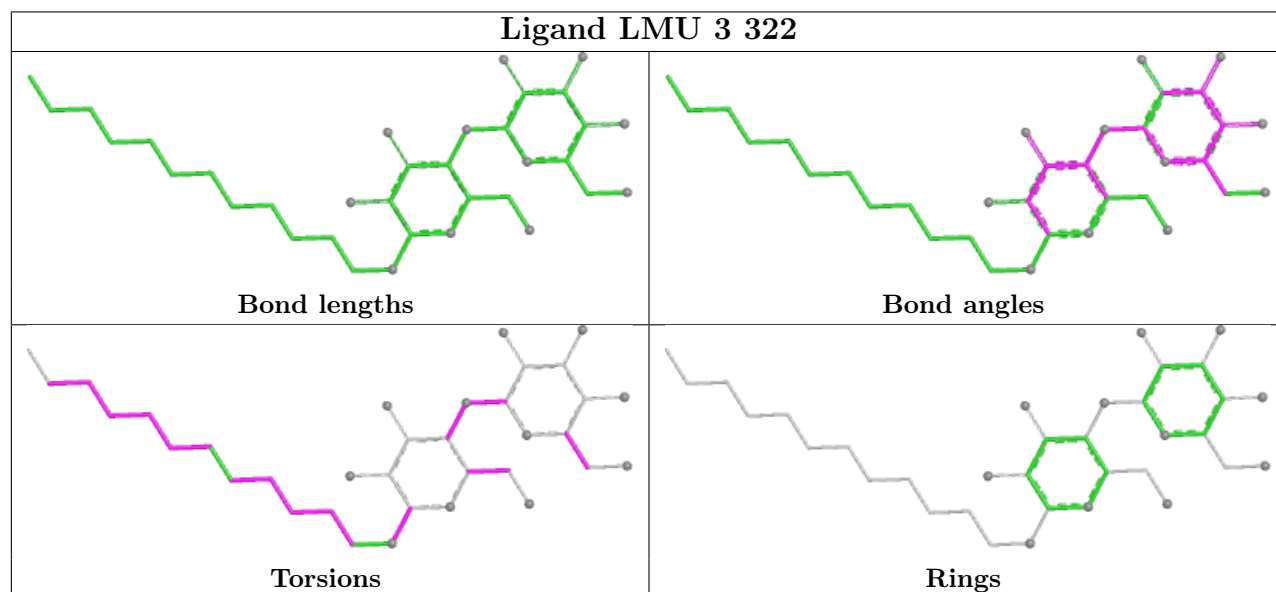
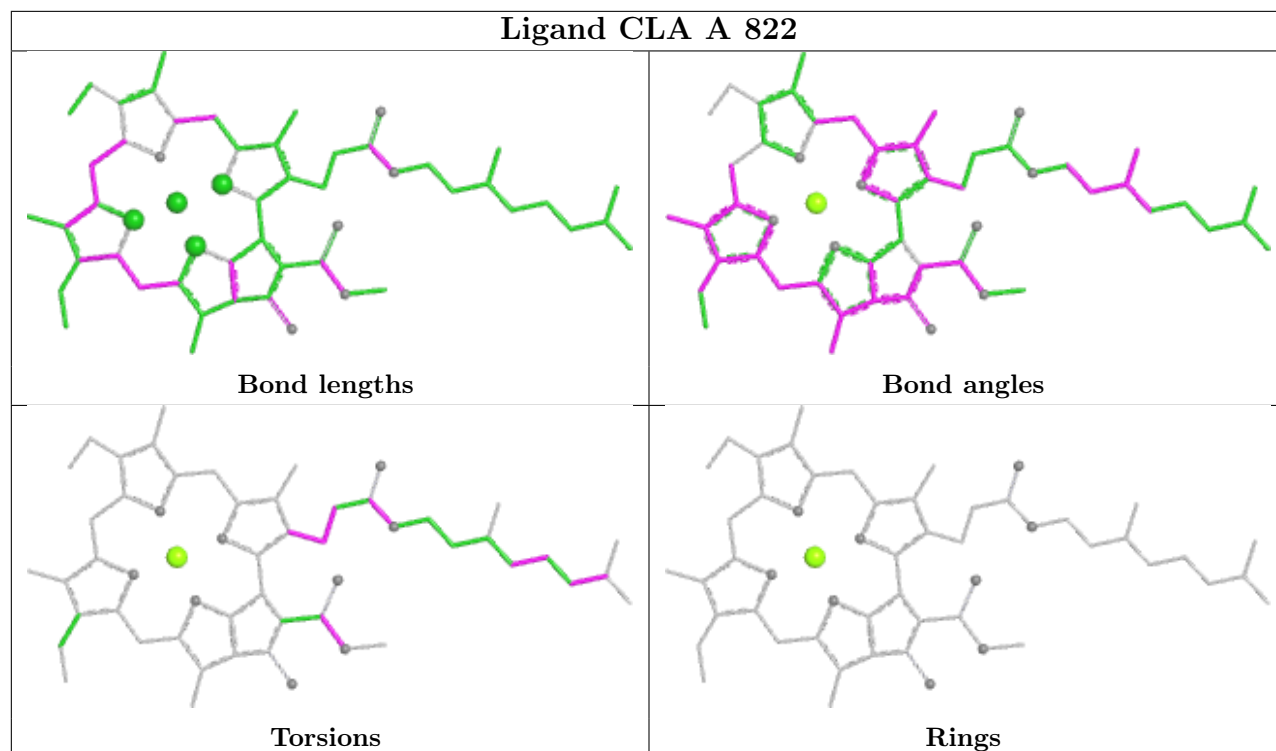


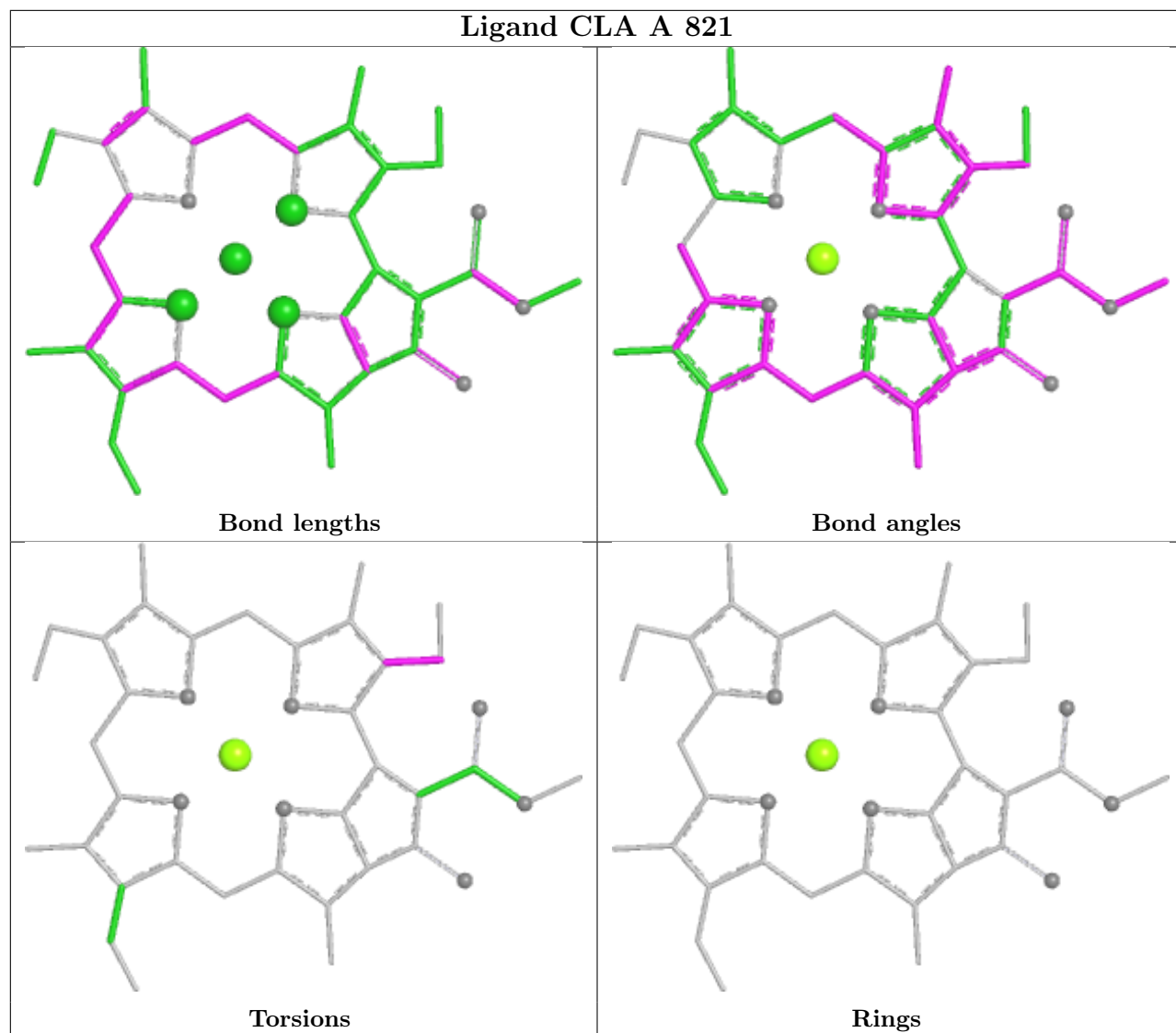


Ligand CLA 1 214

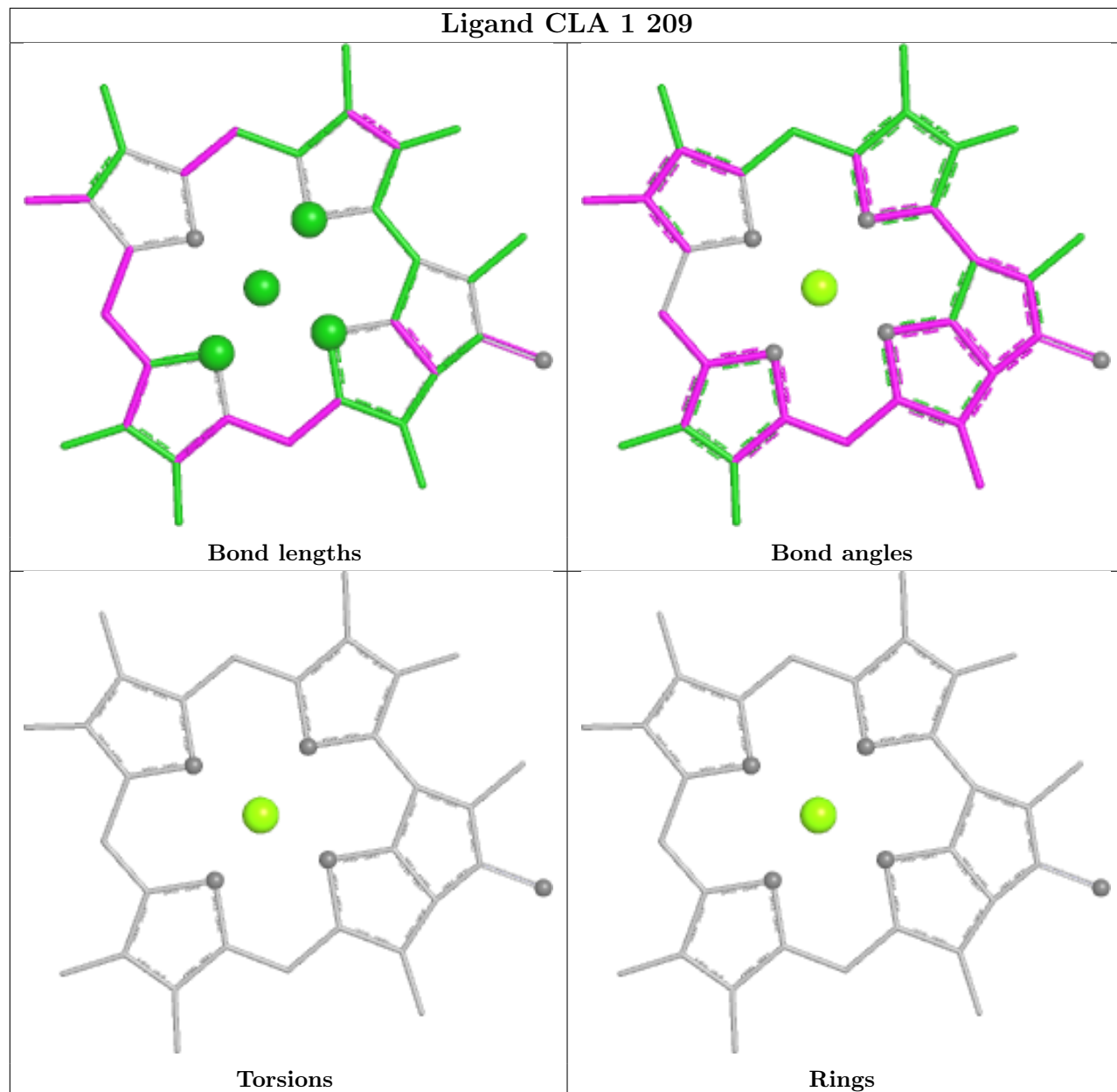


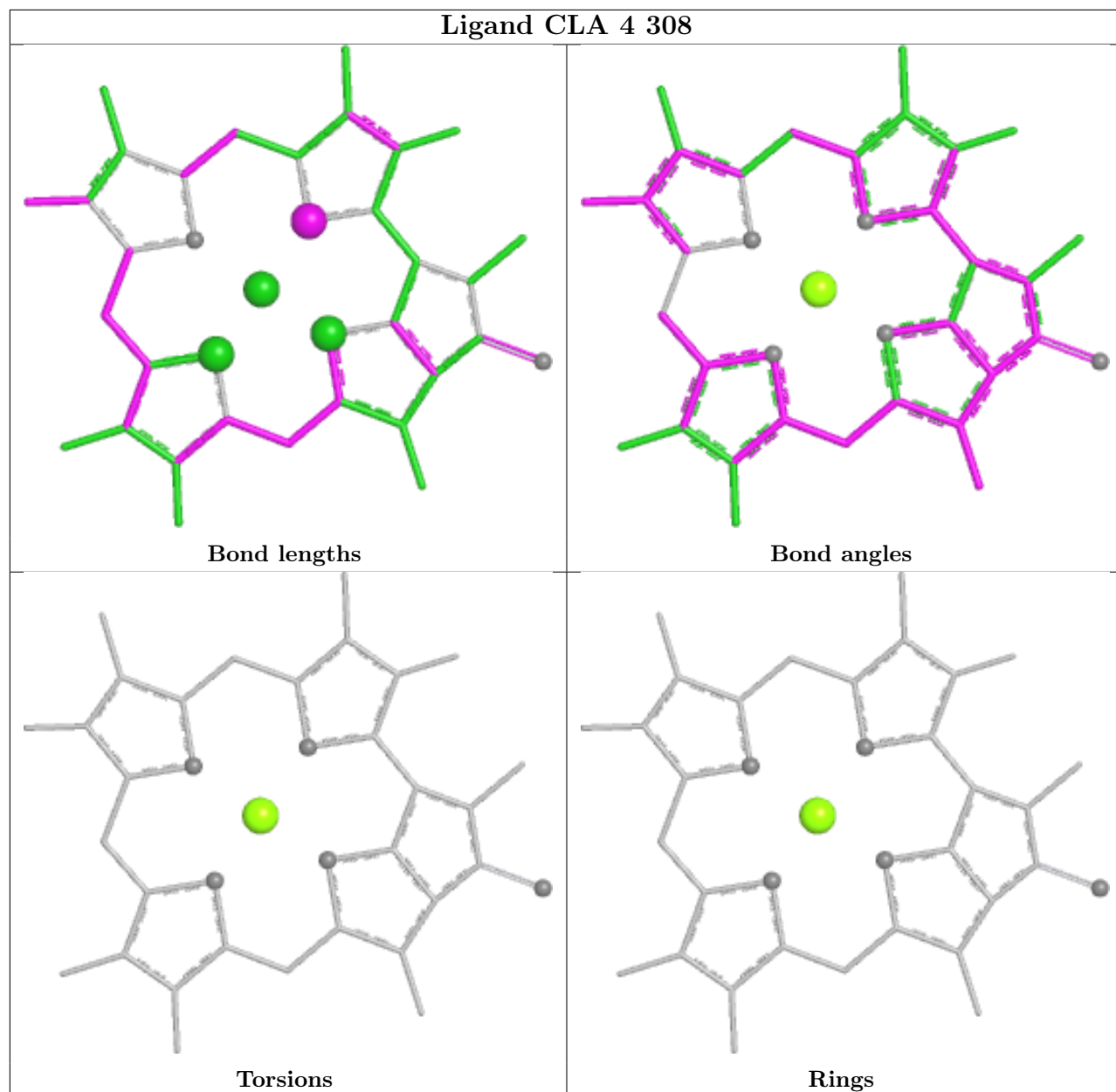


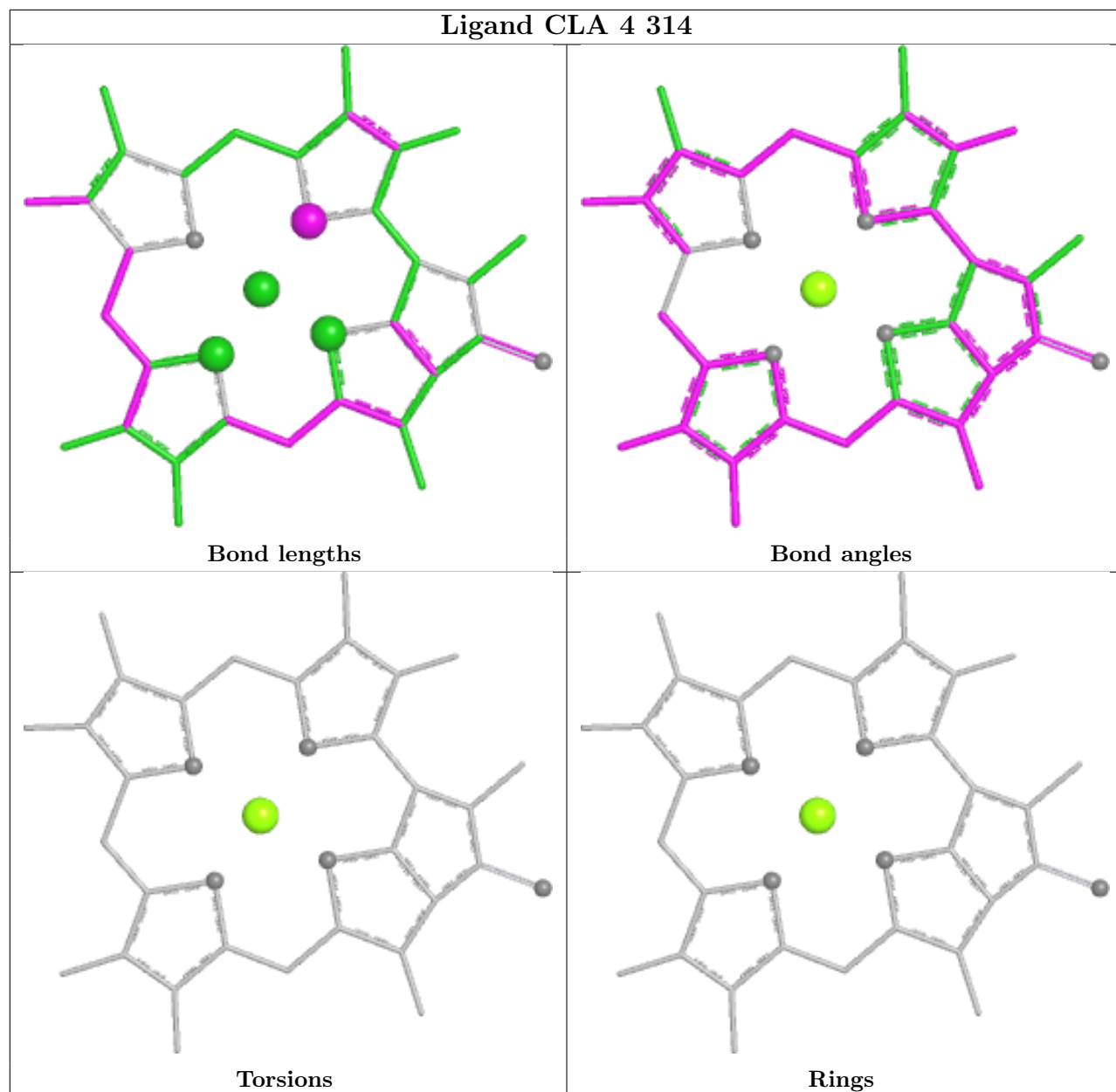


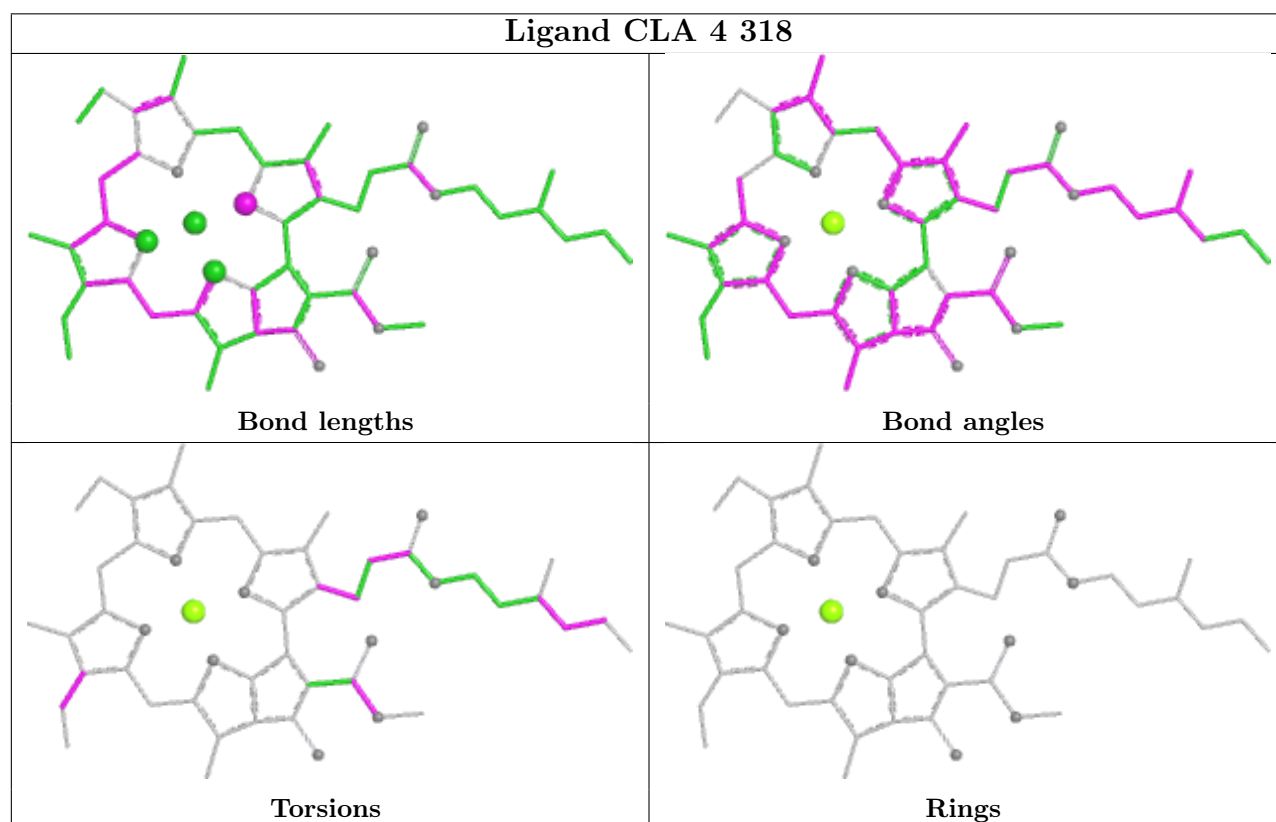
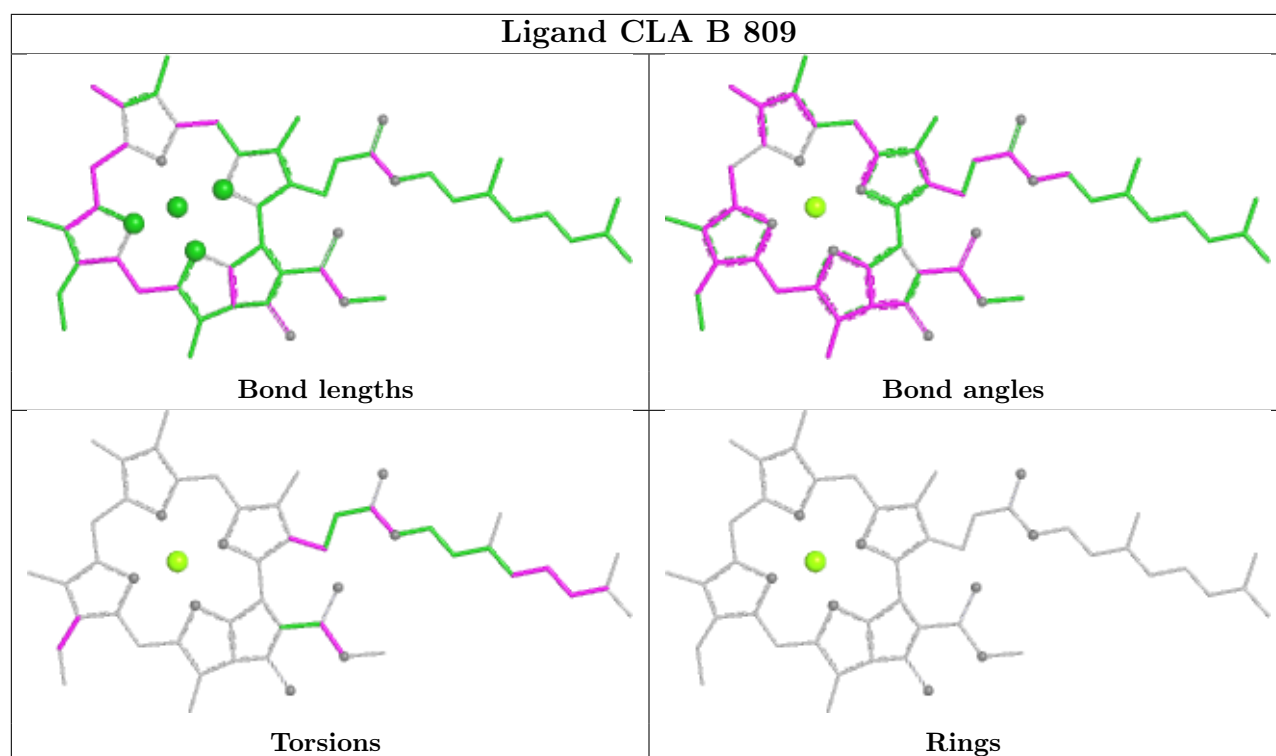


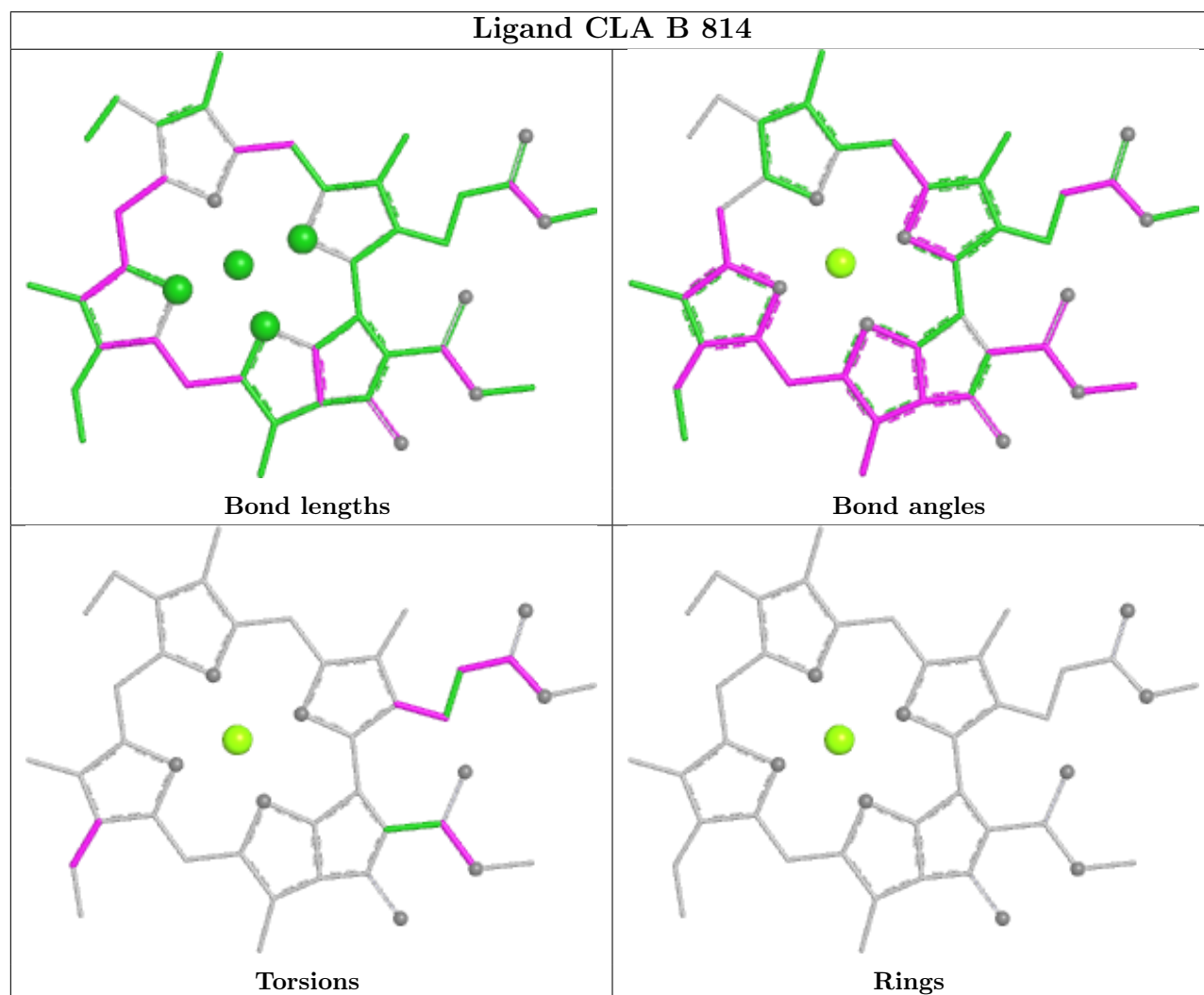
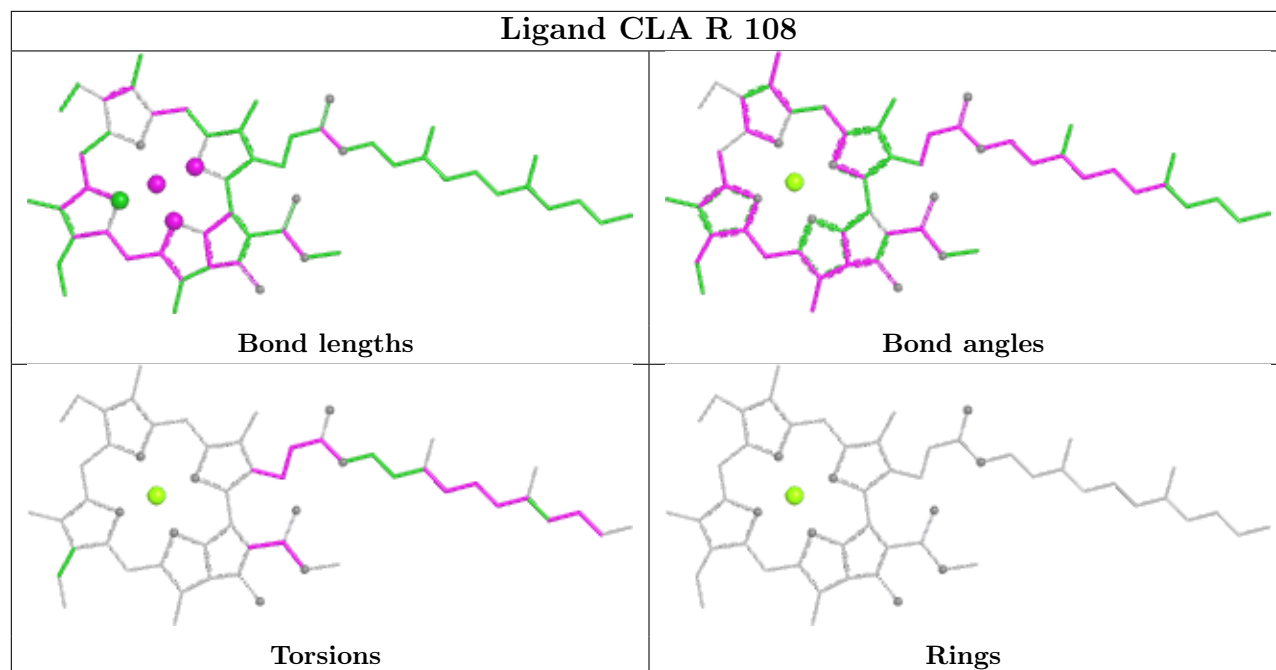
Ligand CLA 1 209



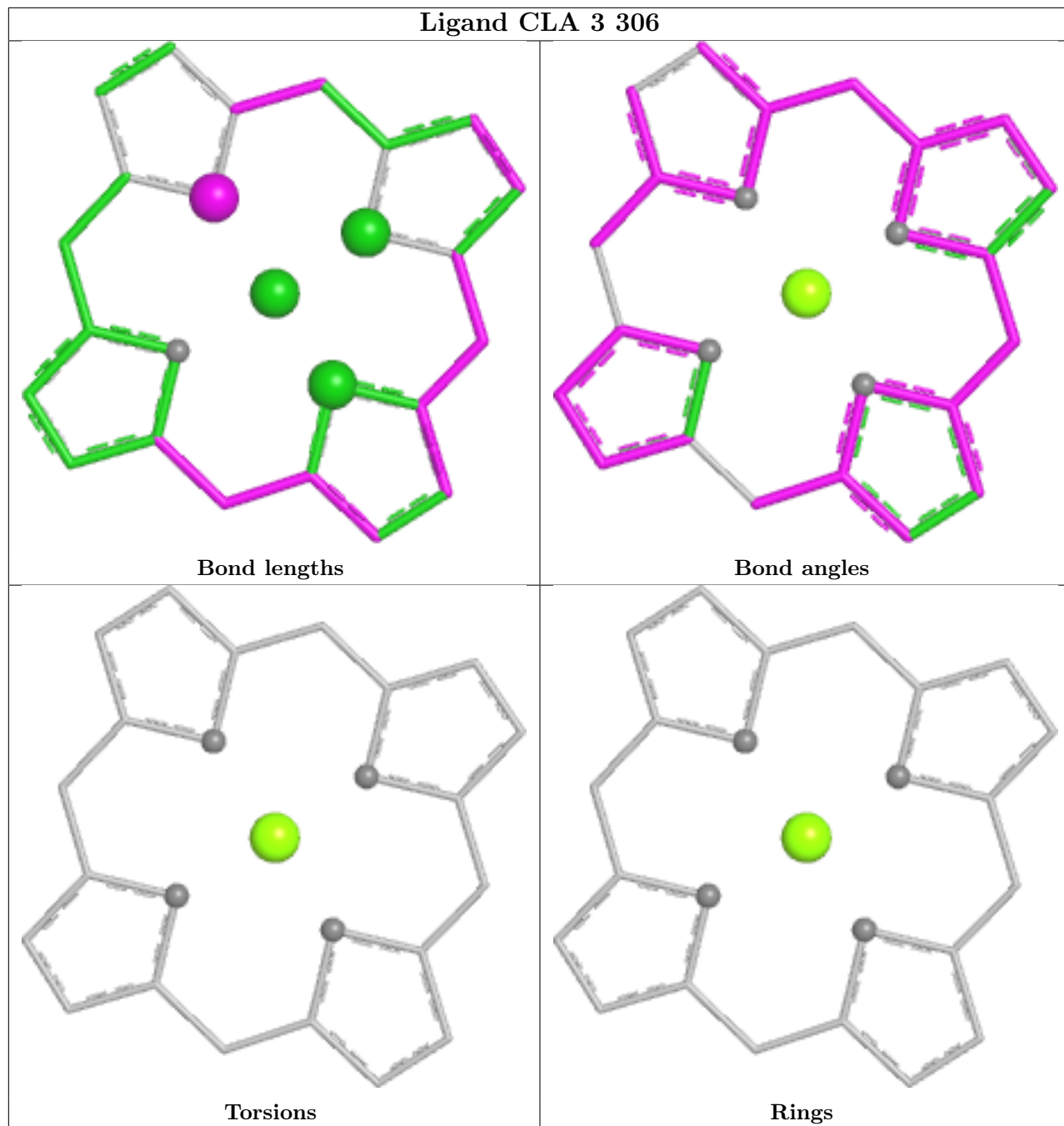


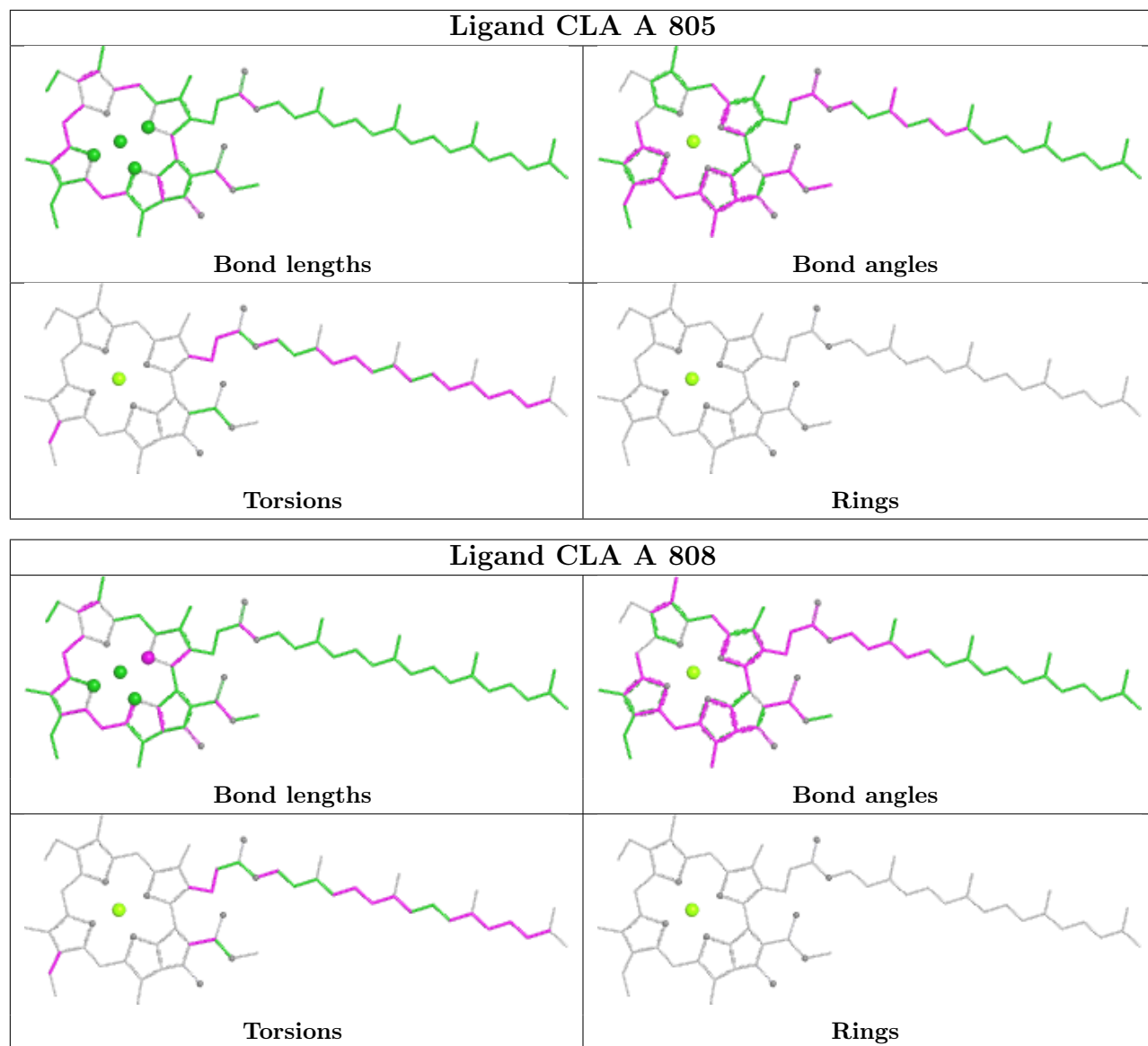


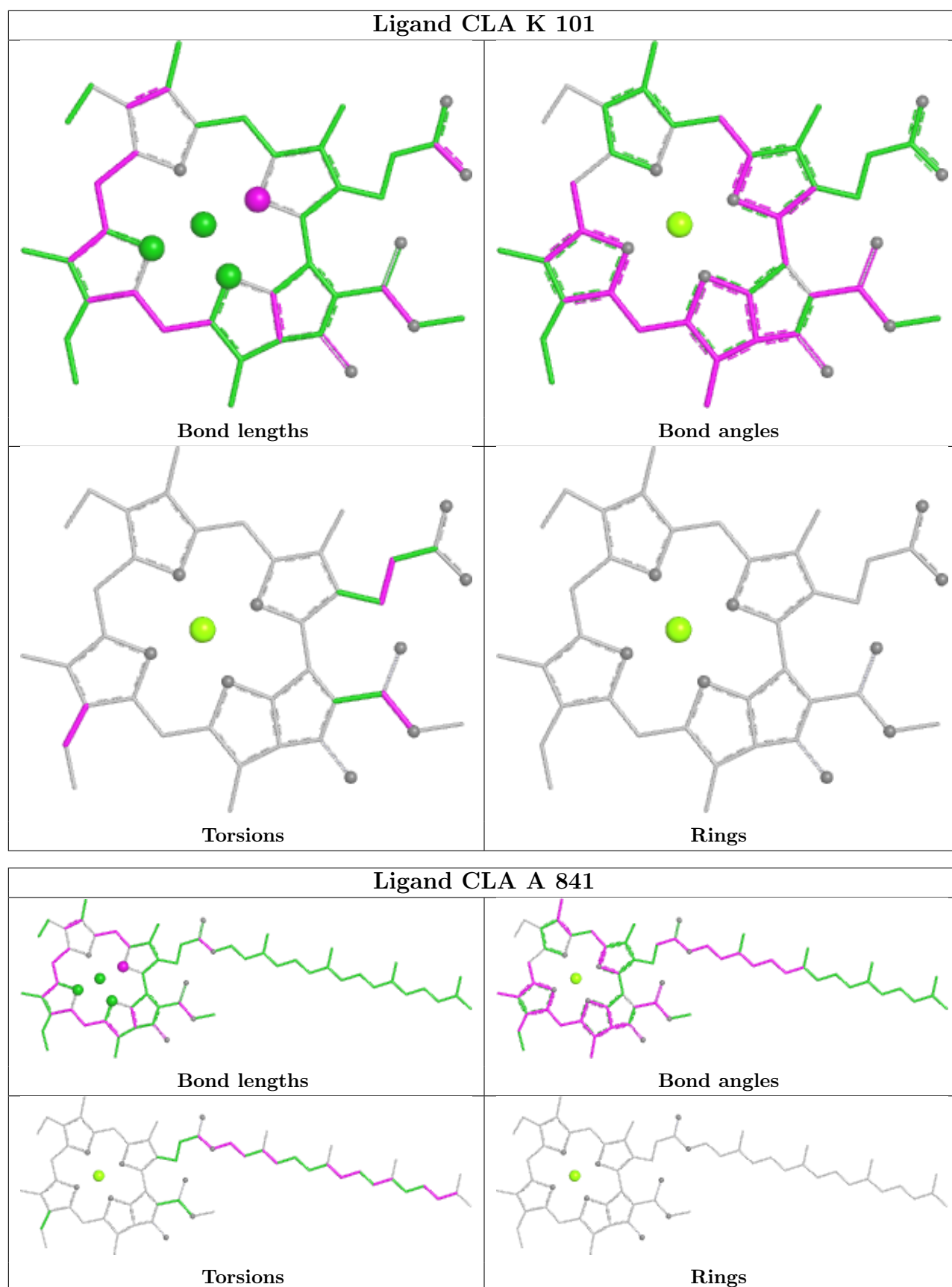


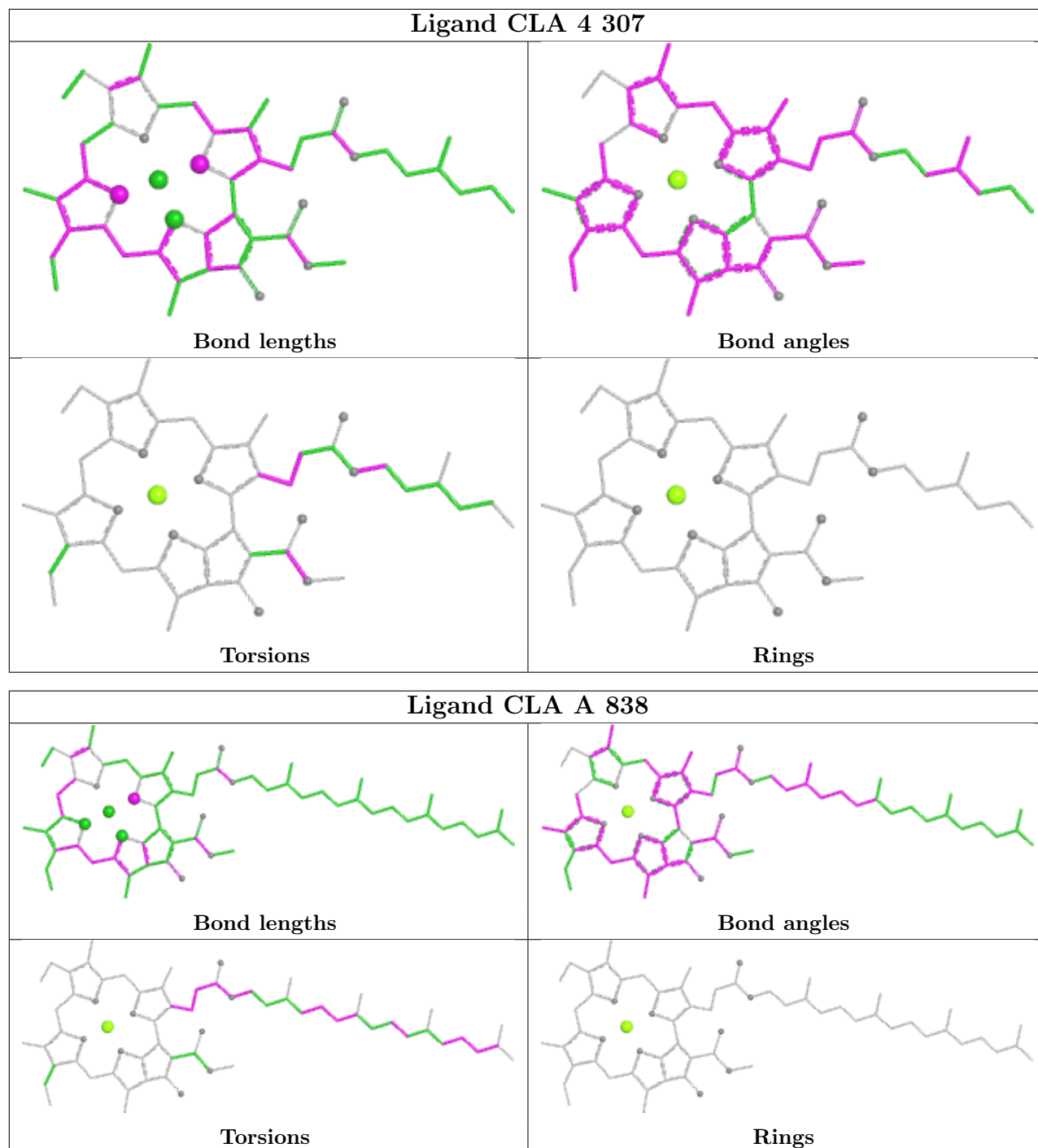


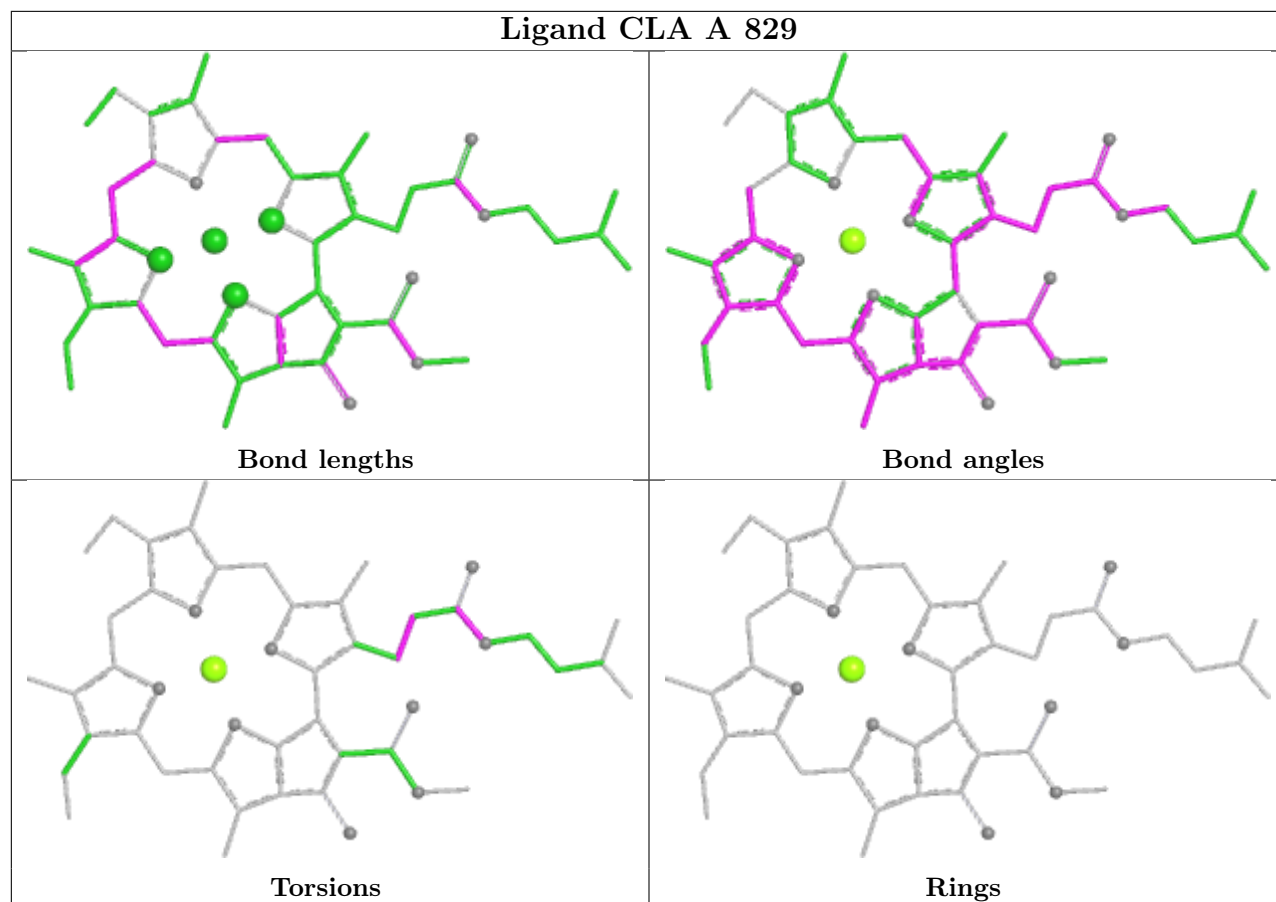
Ligand CLA 3 306

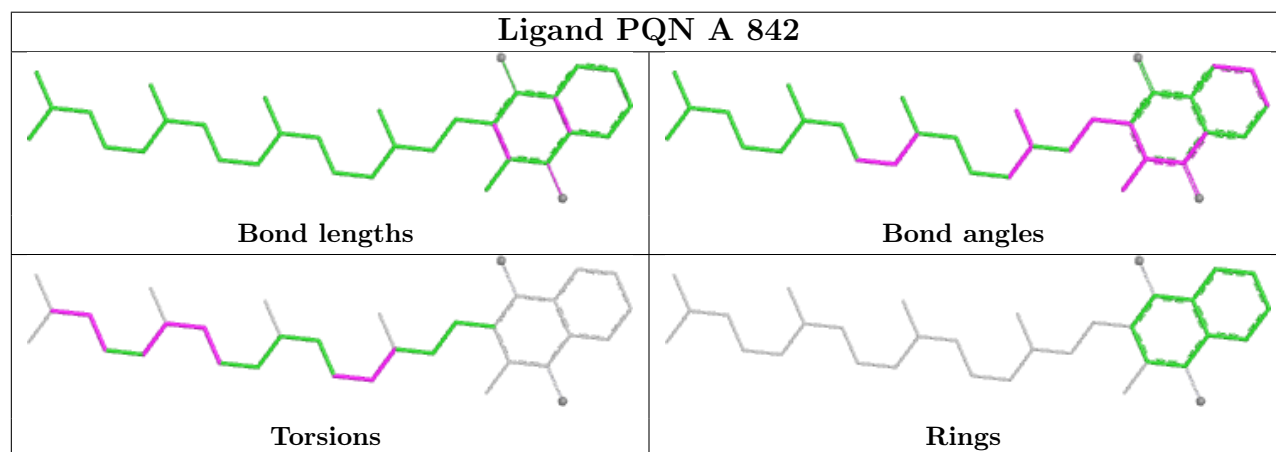
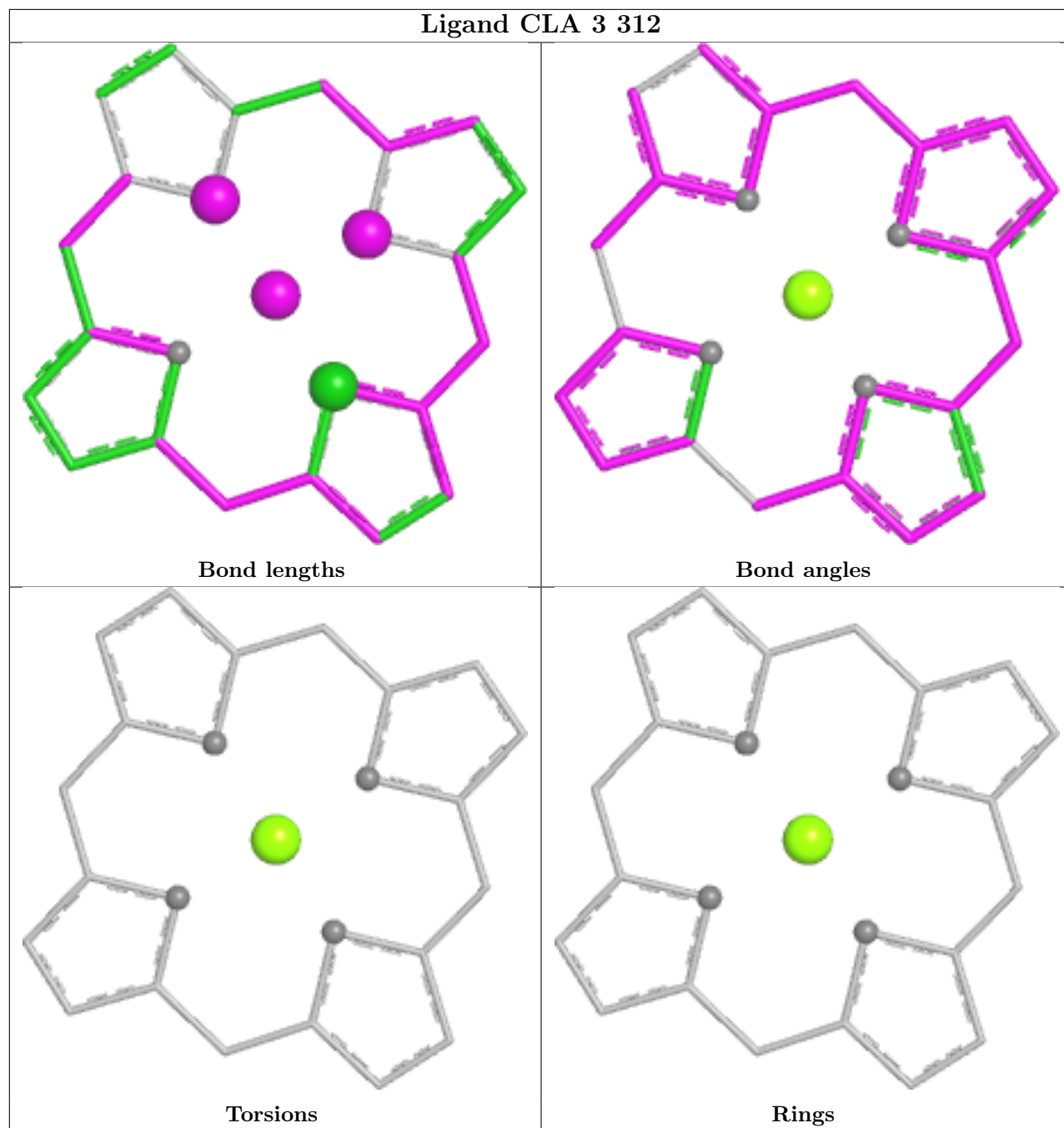


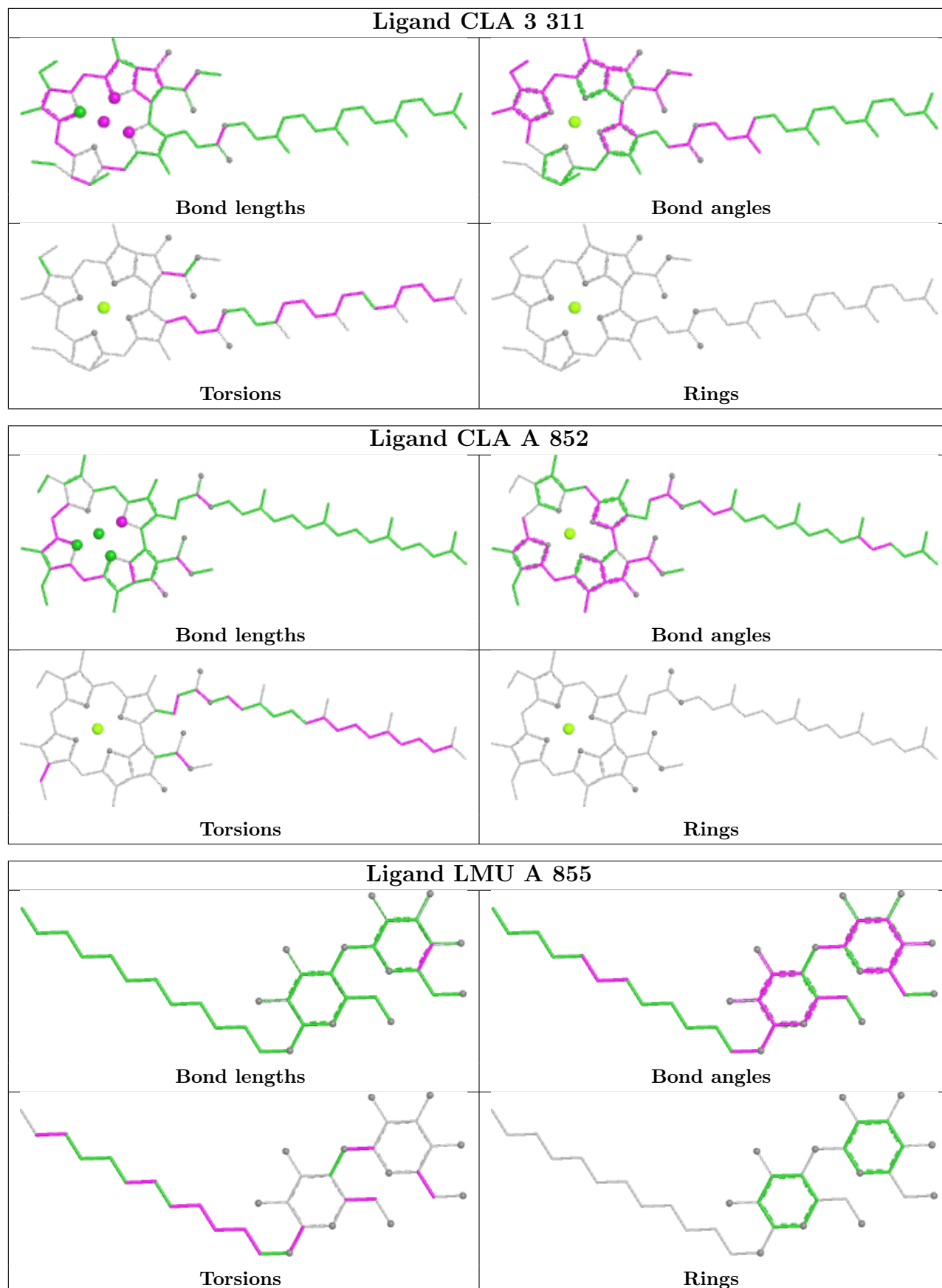


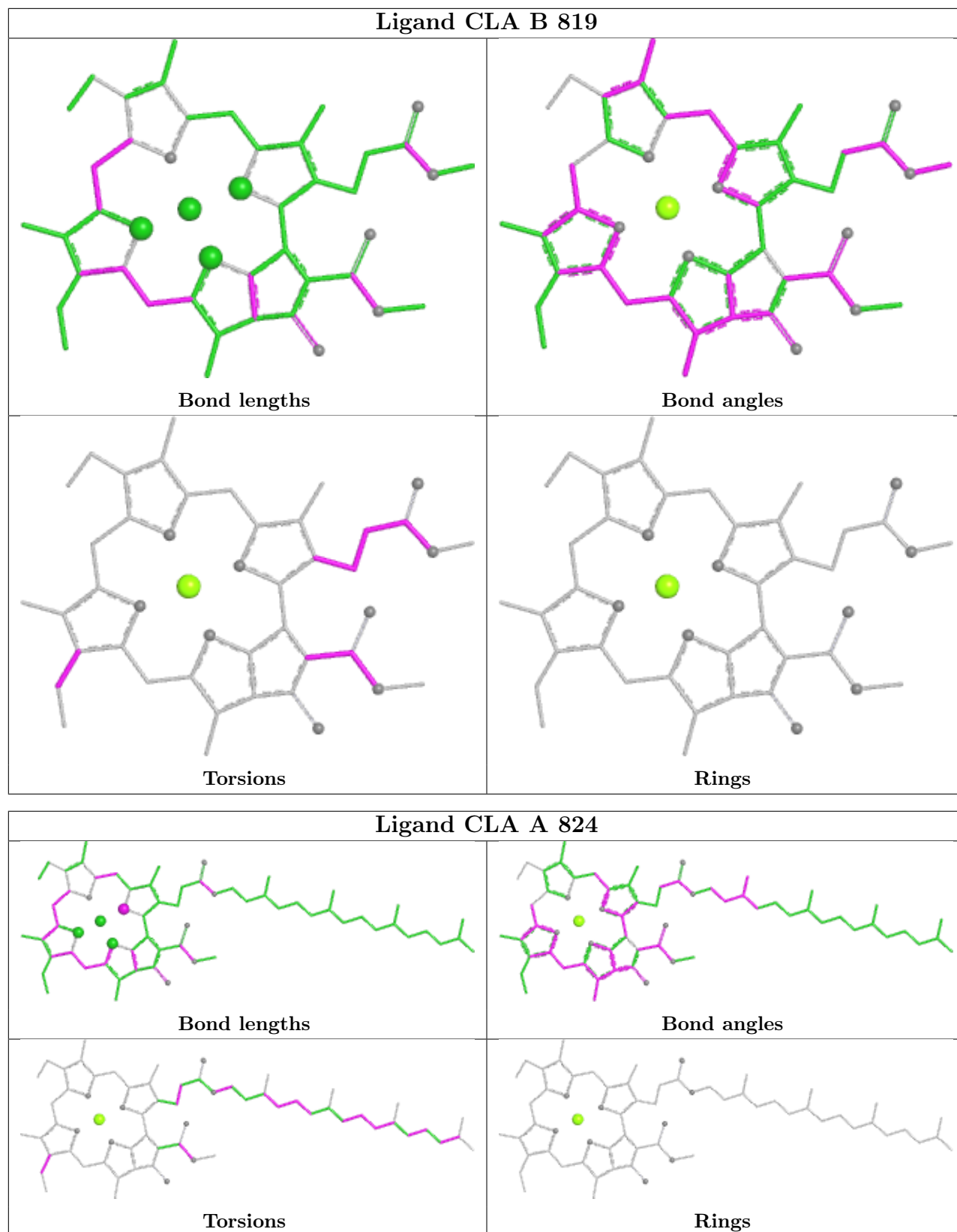


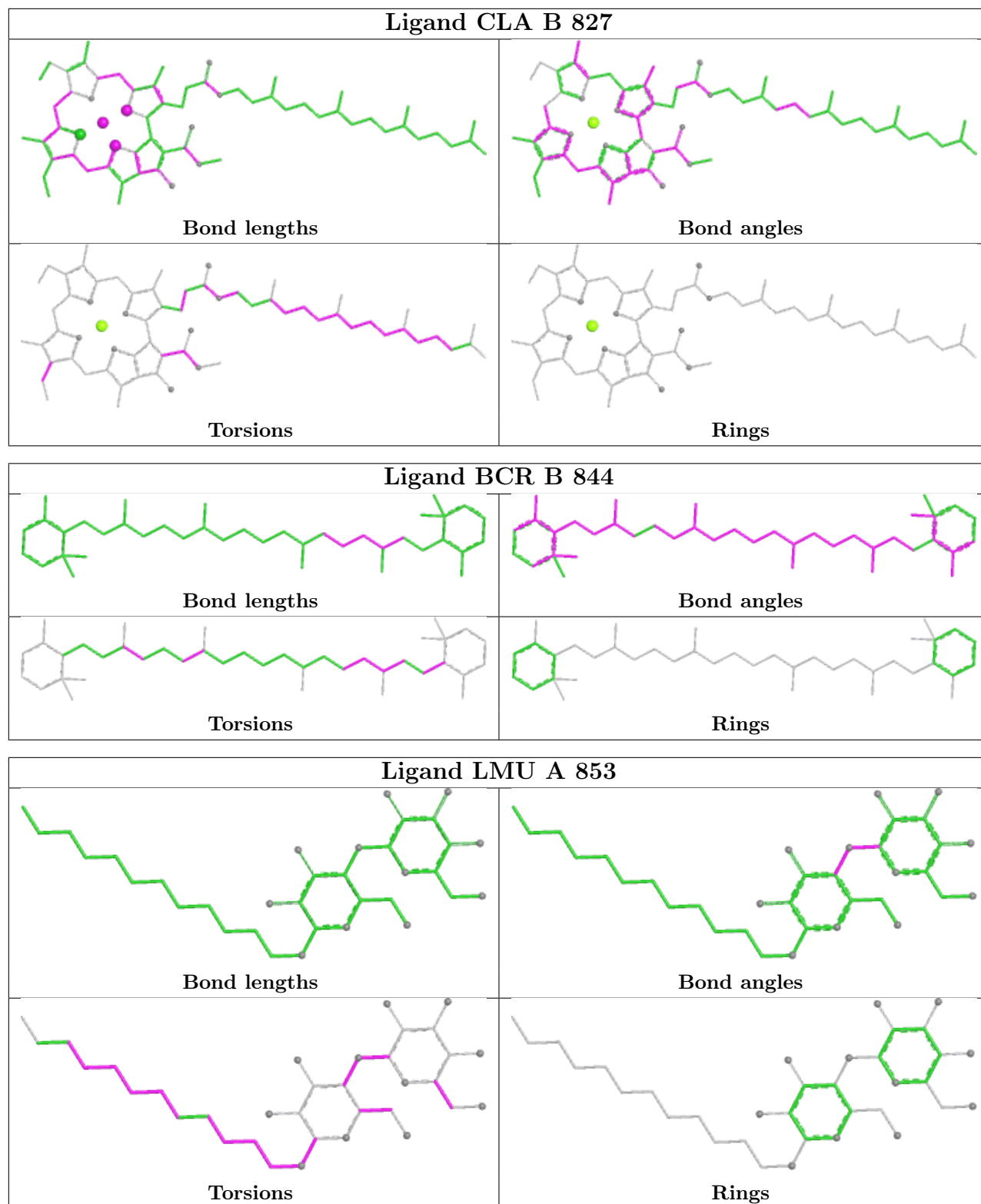


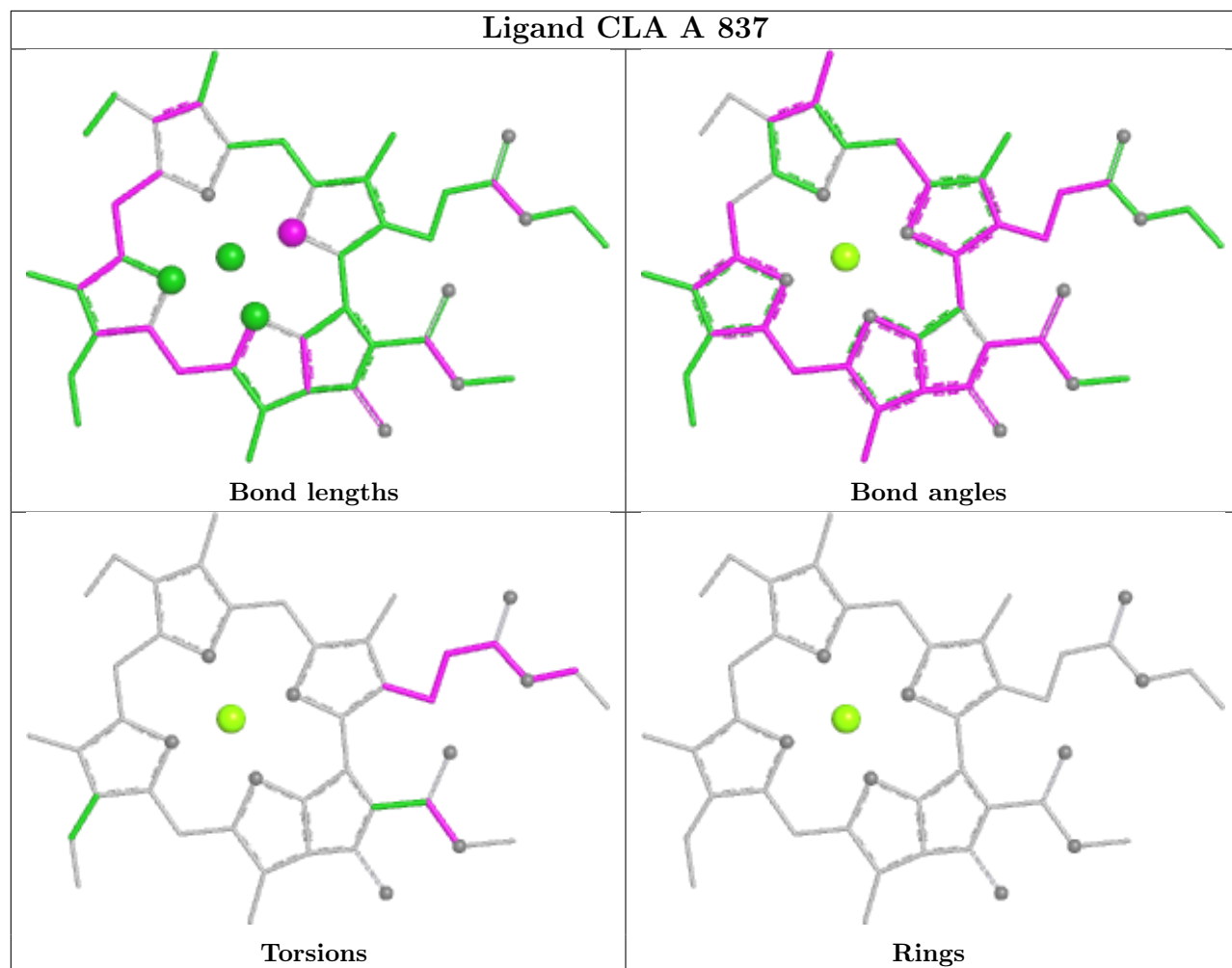




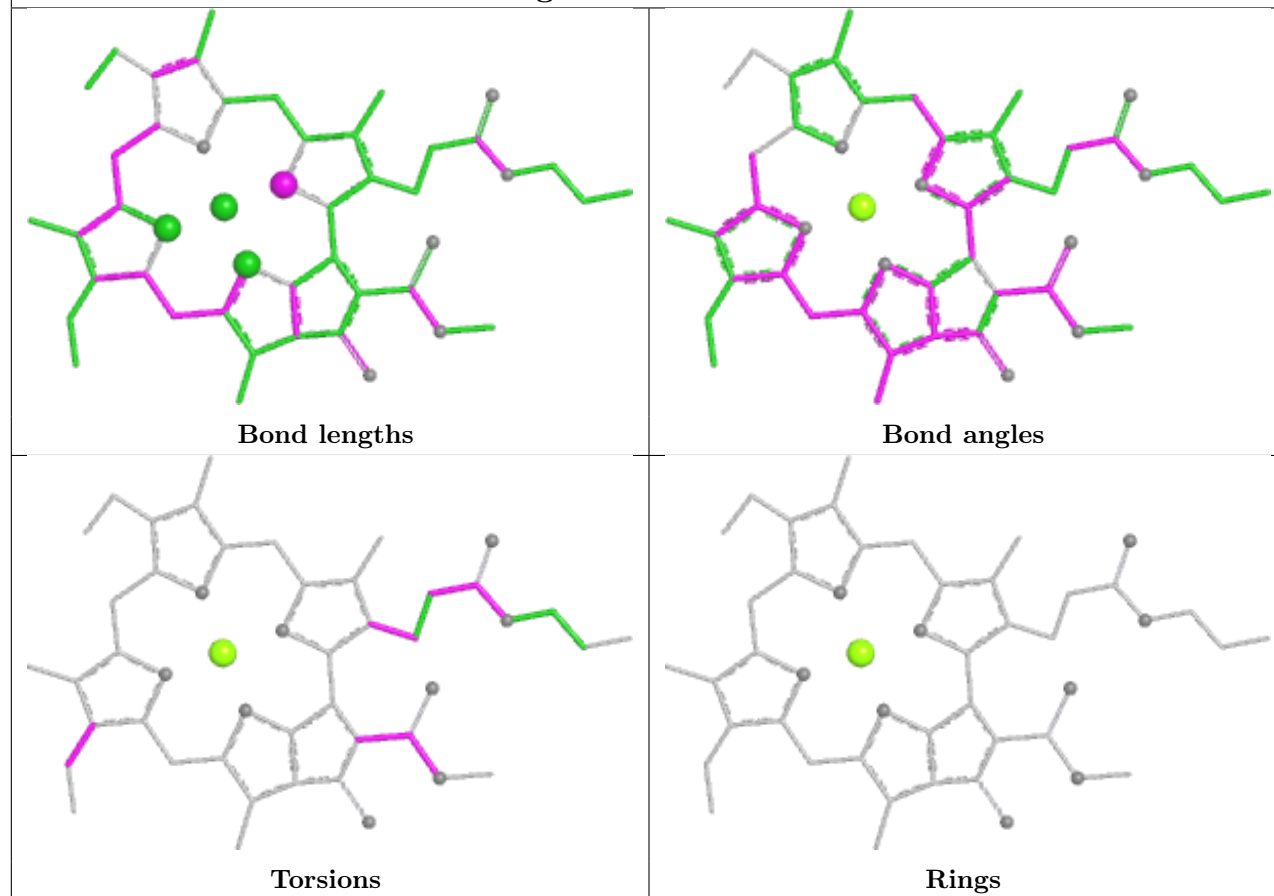




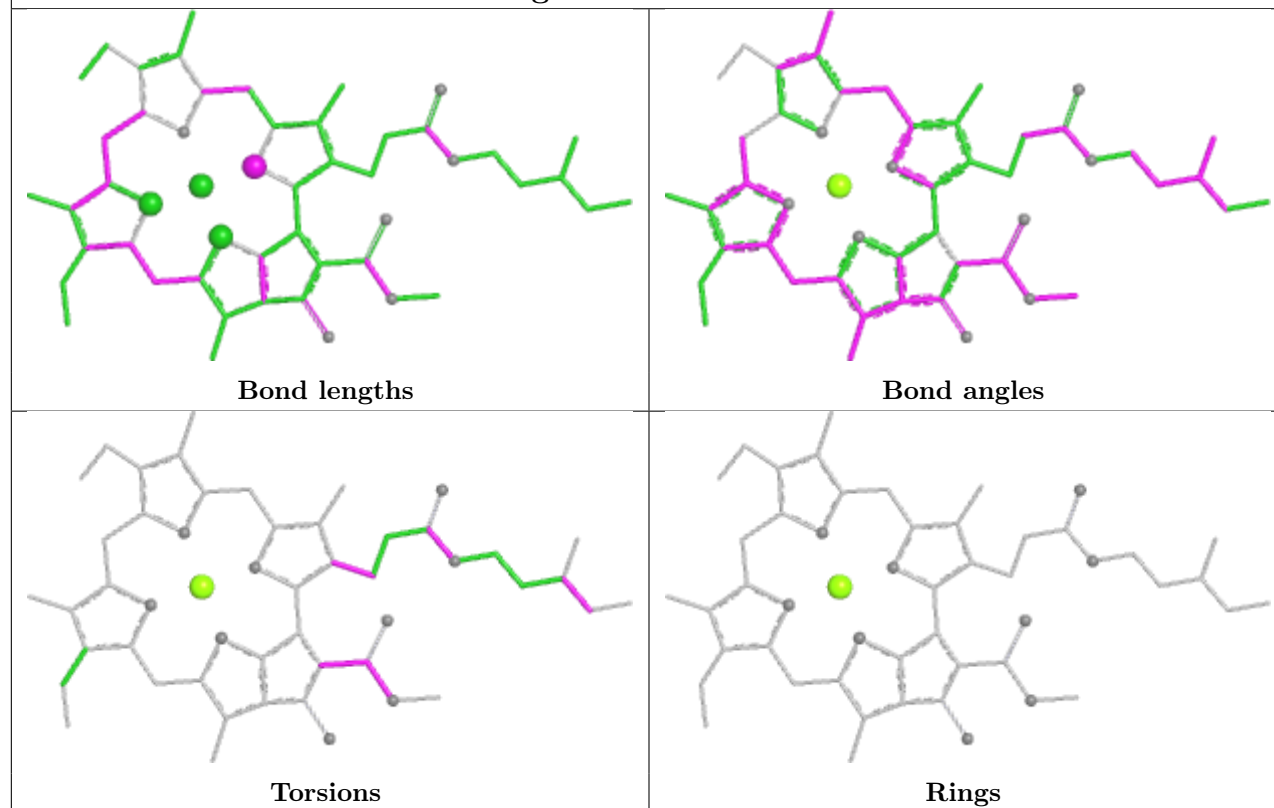


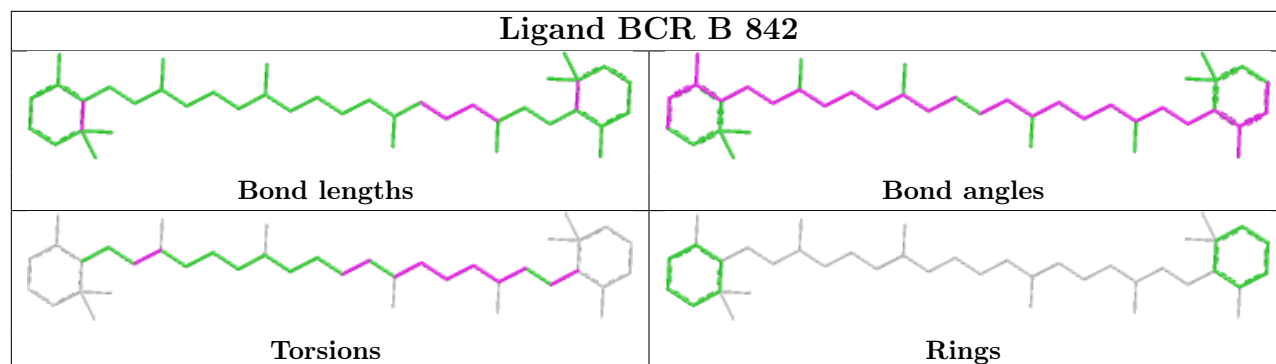
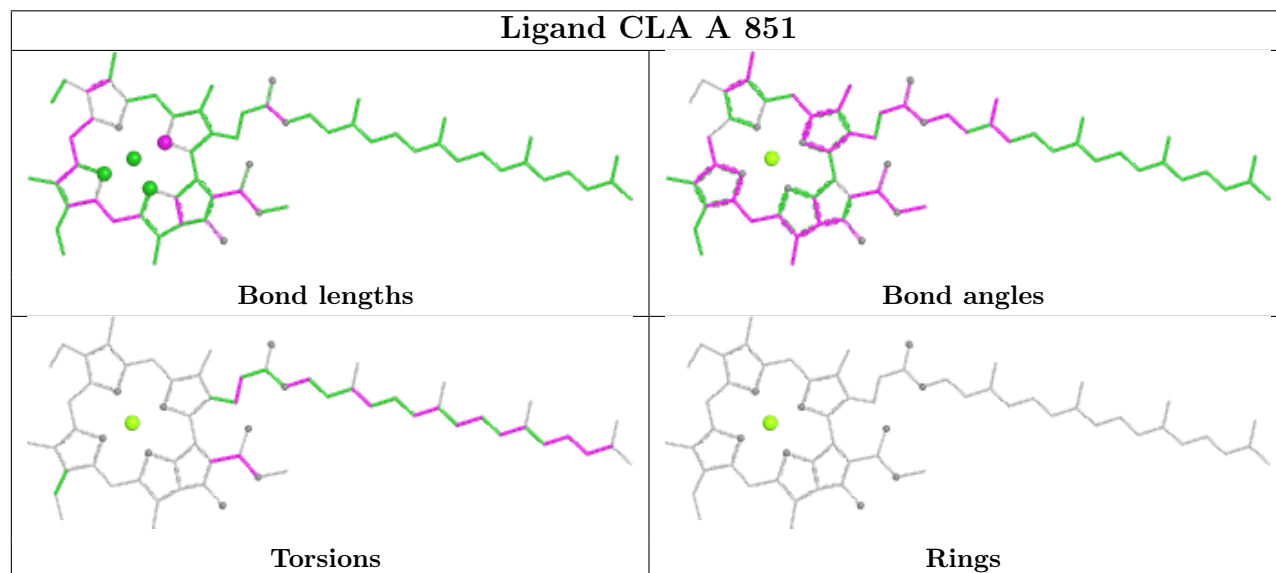
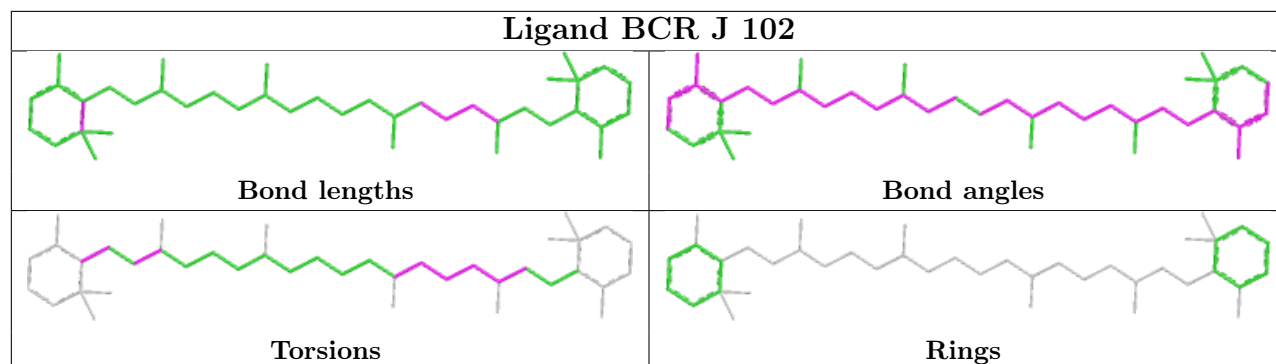


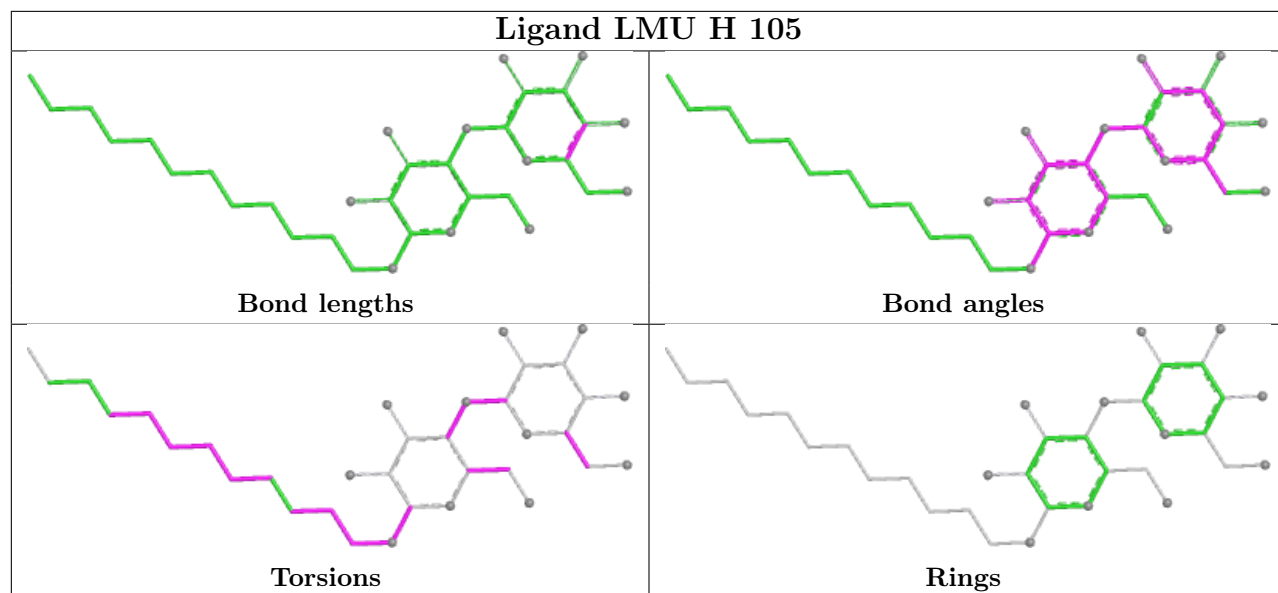
Ligand CLA J 101



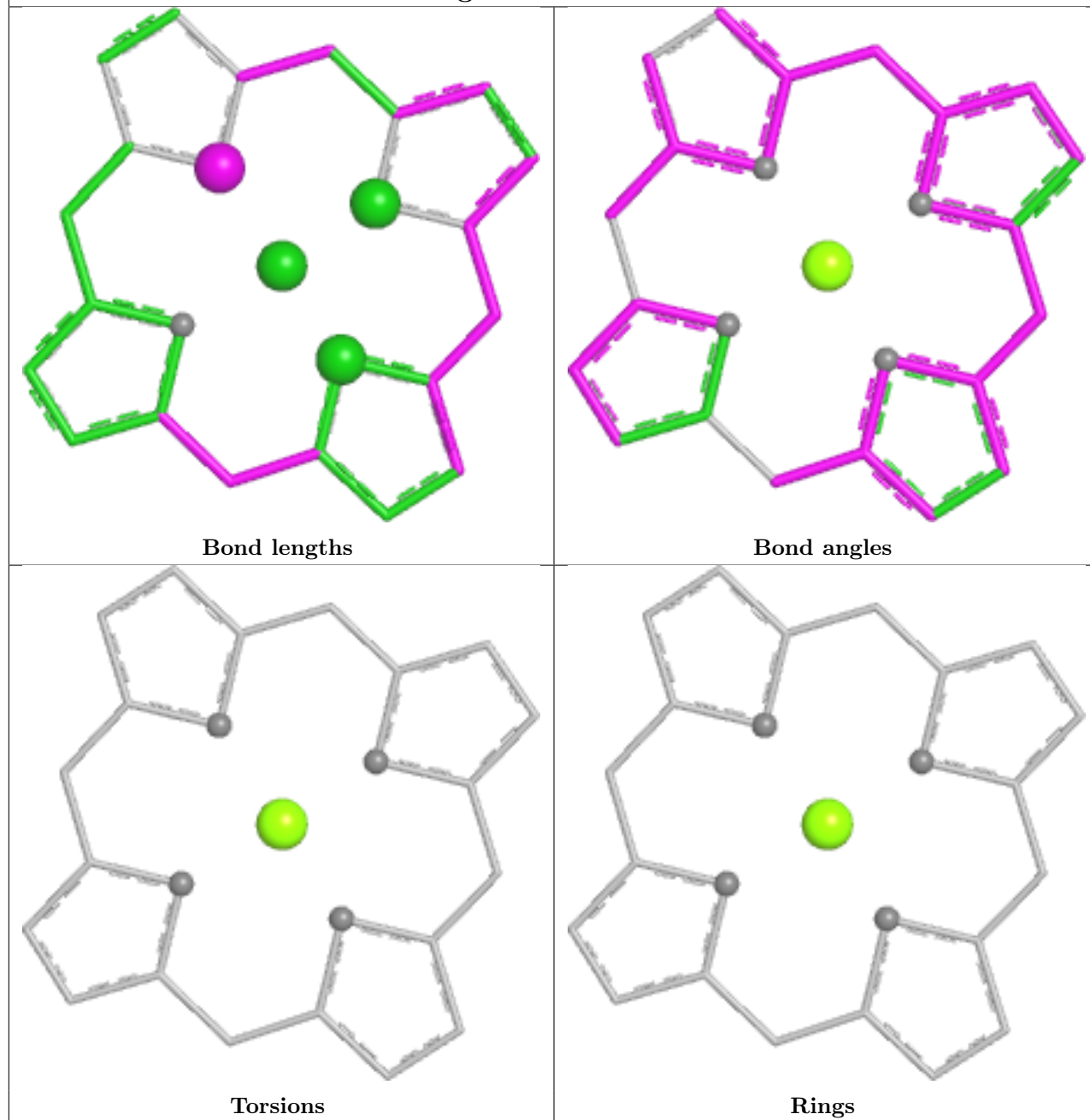
Ligand CLA A 820

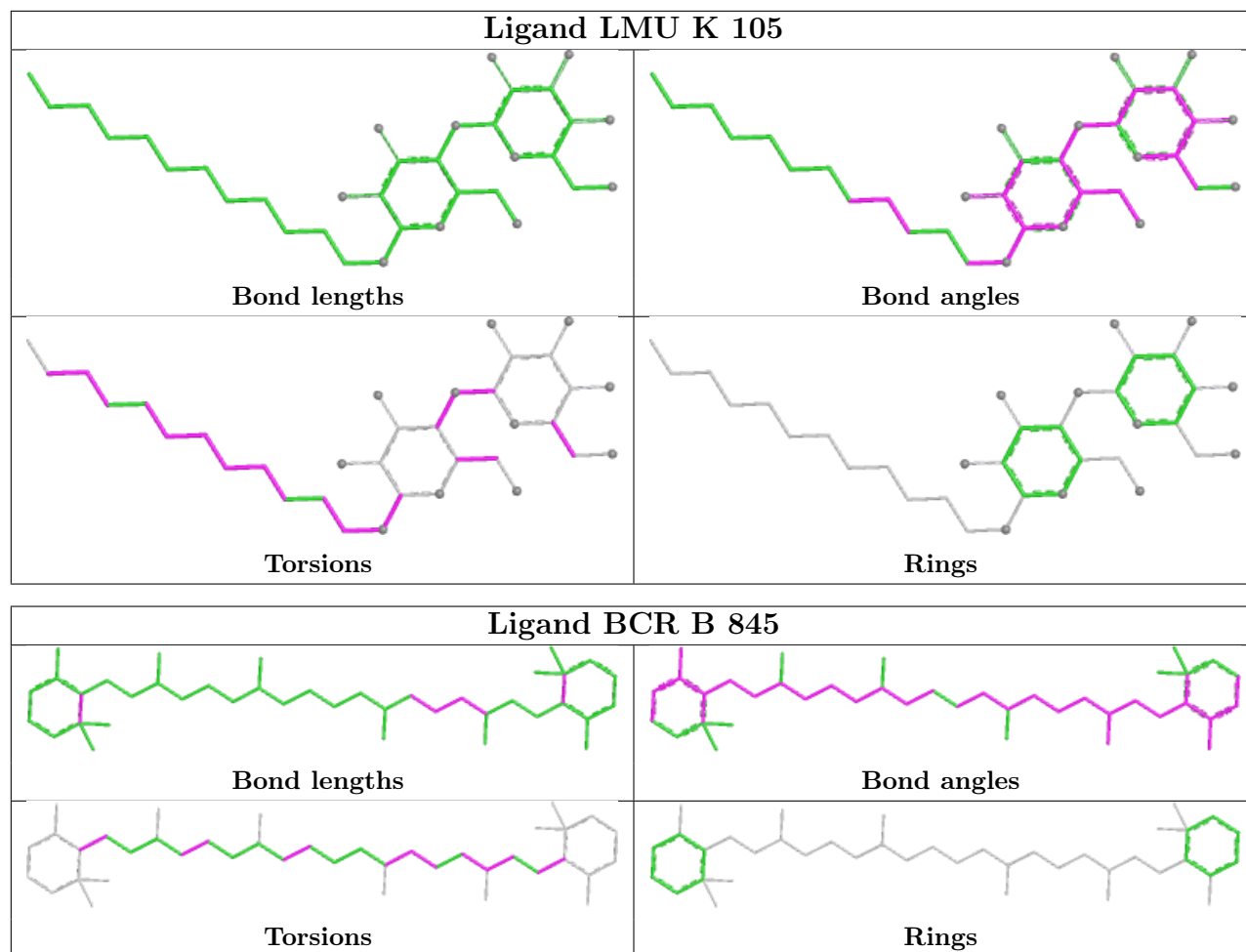


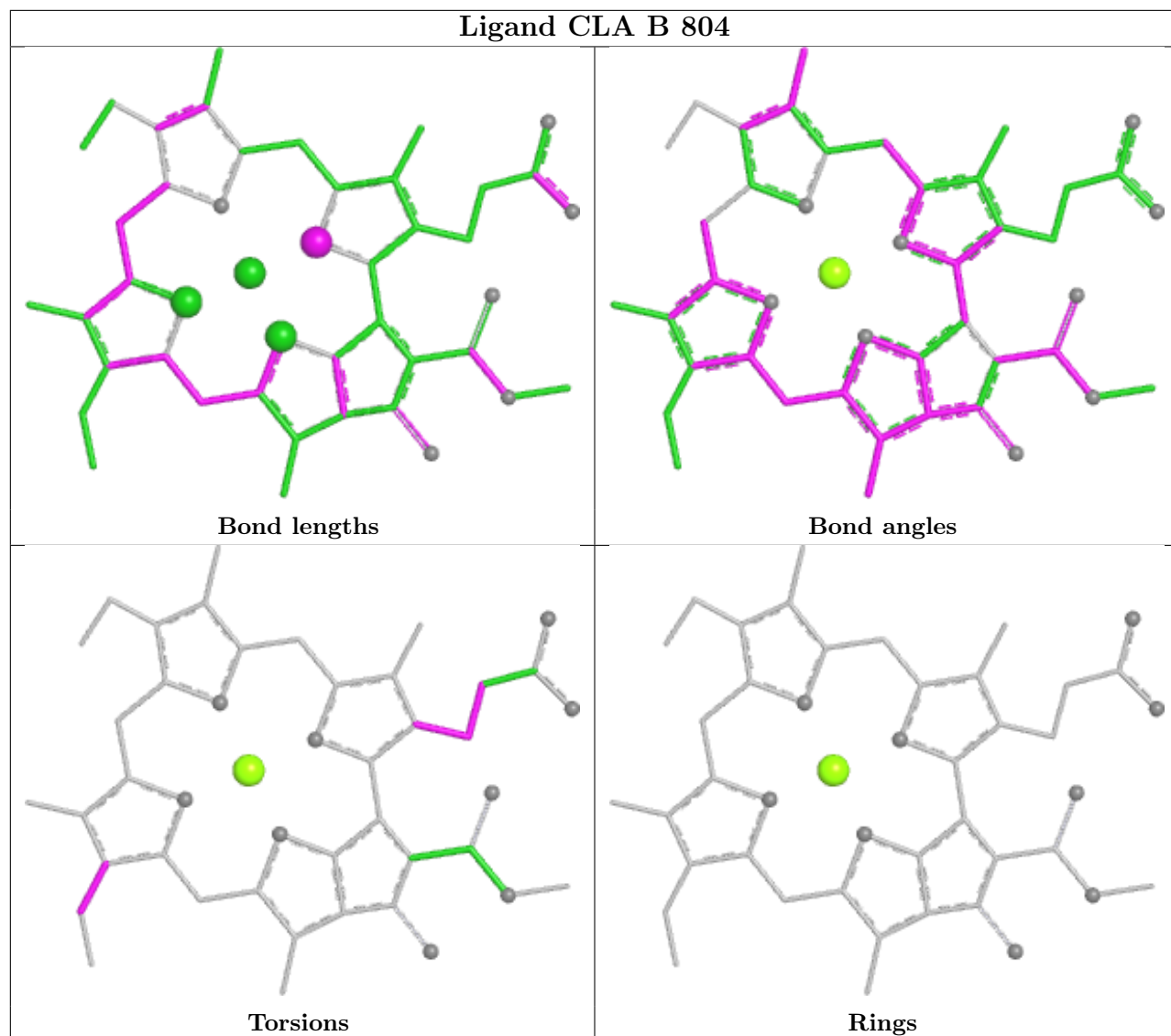


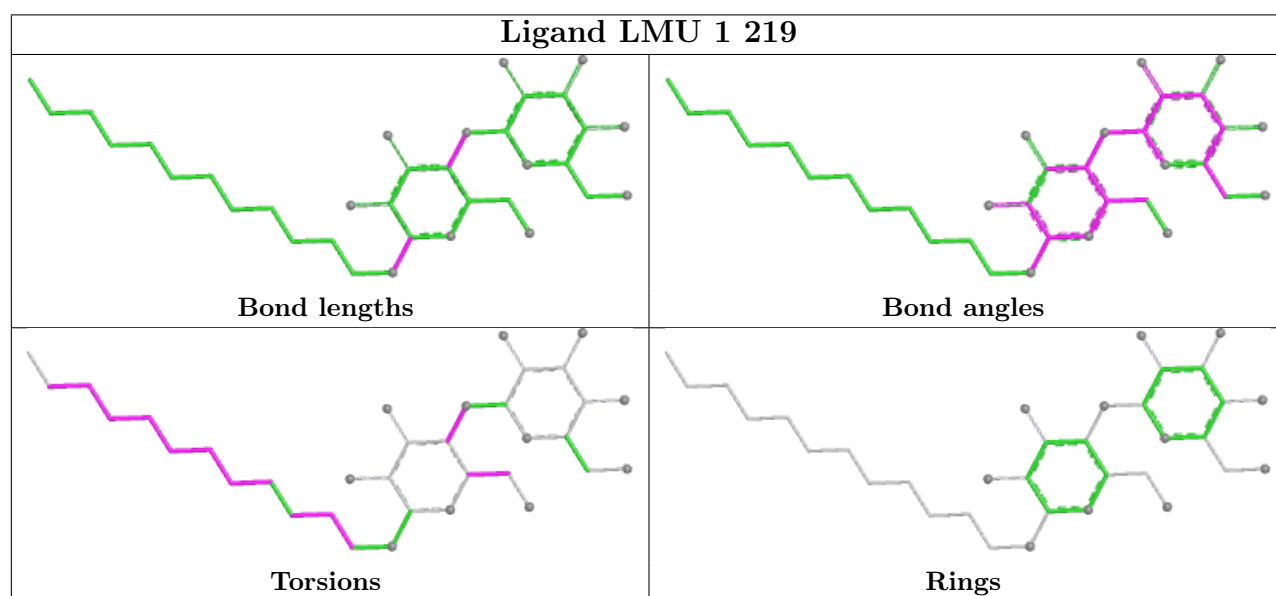
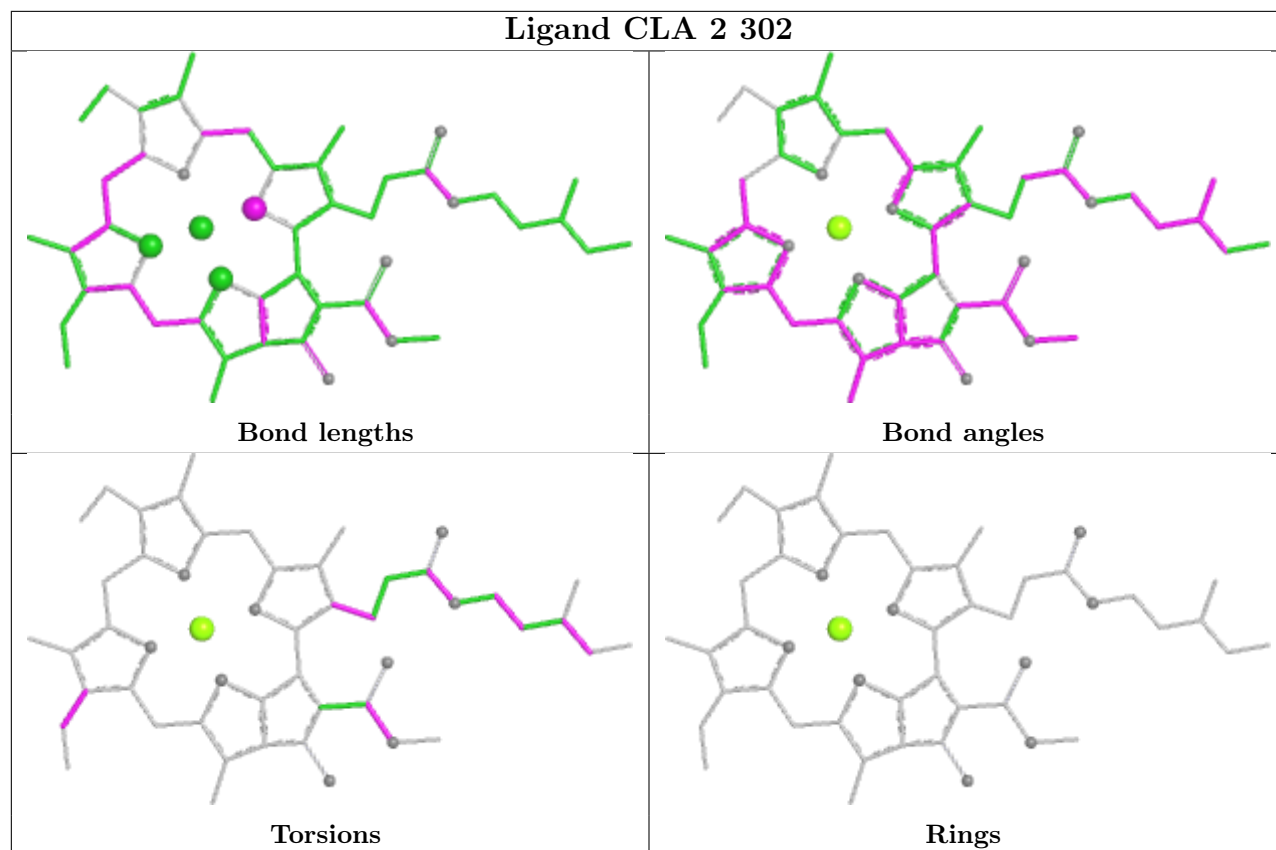


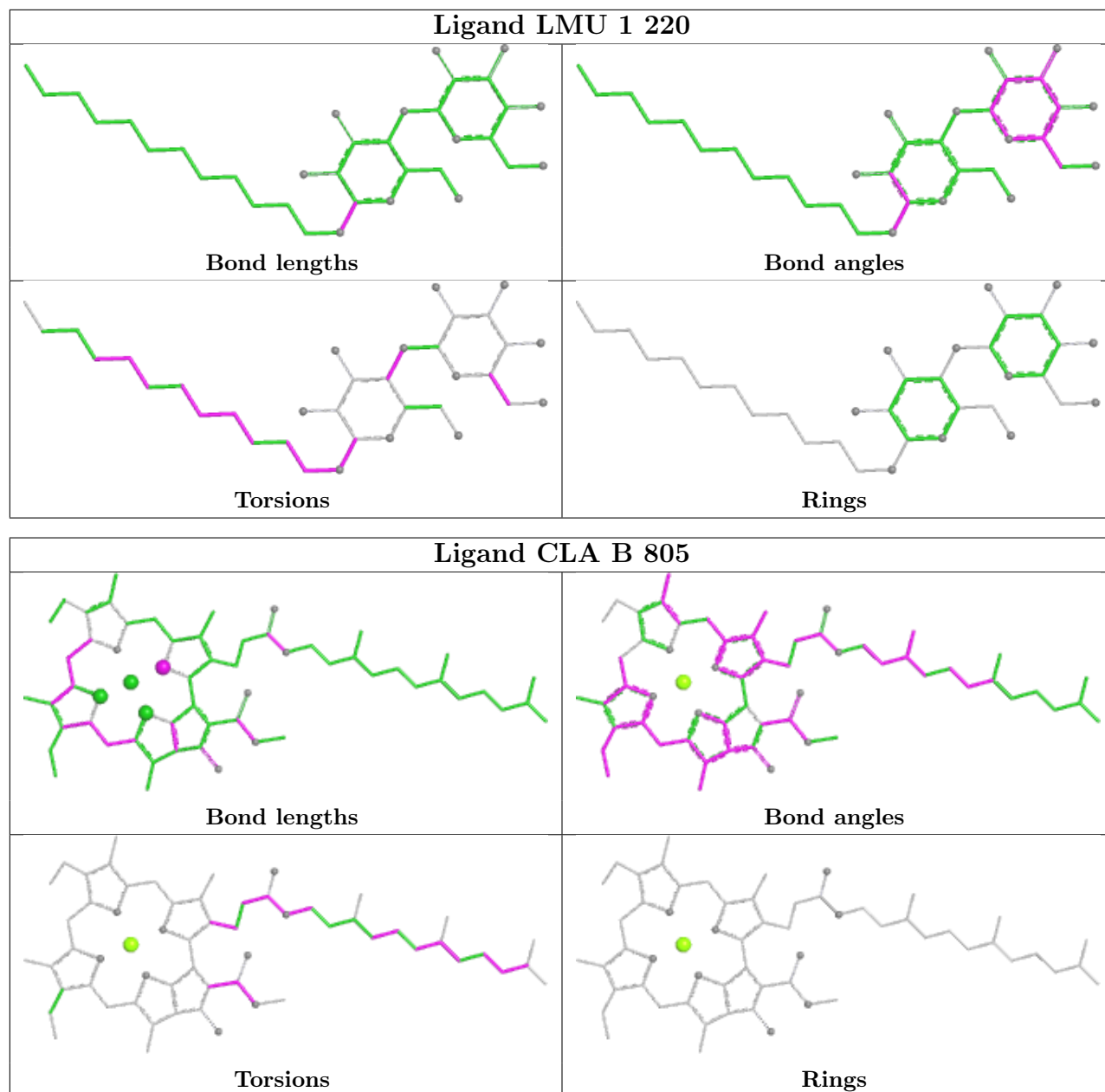
Ligand CLA 4 312

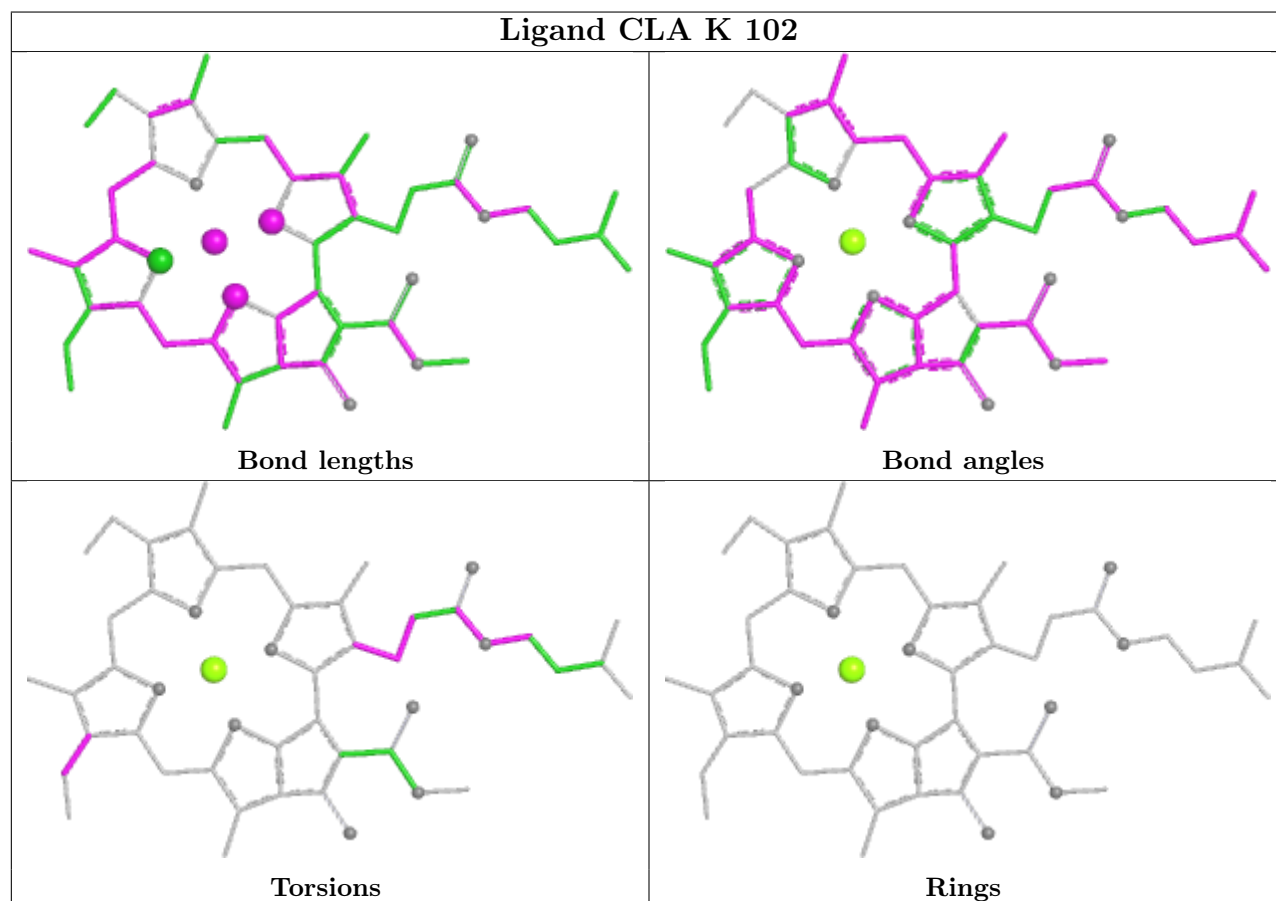
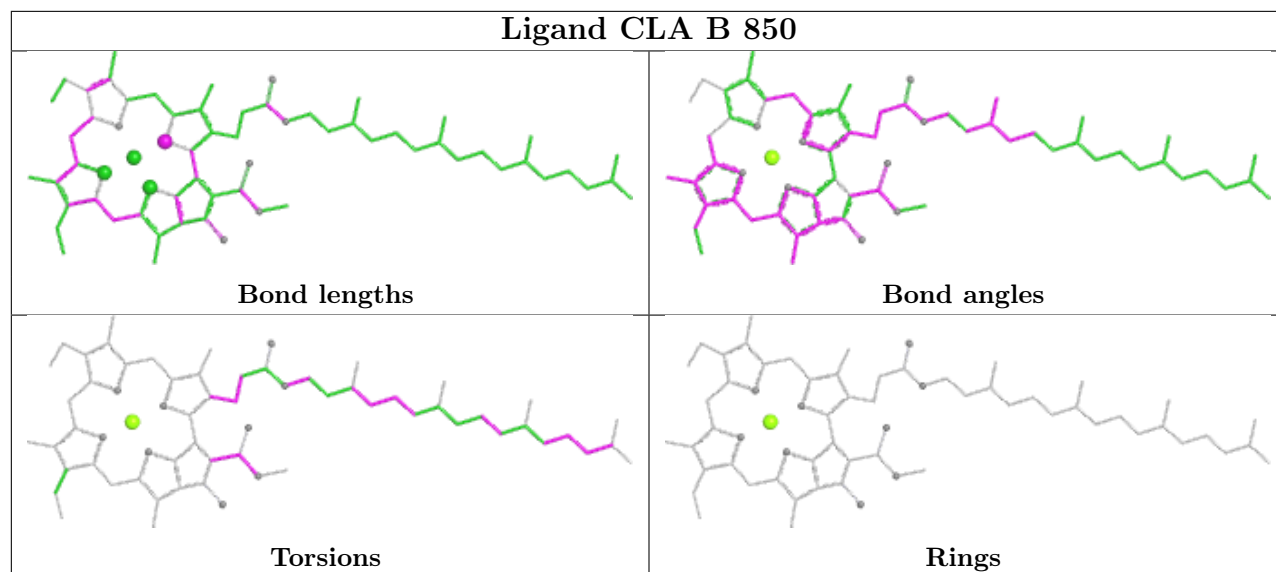


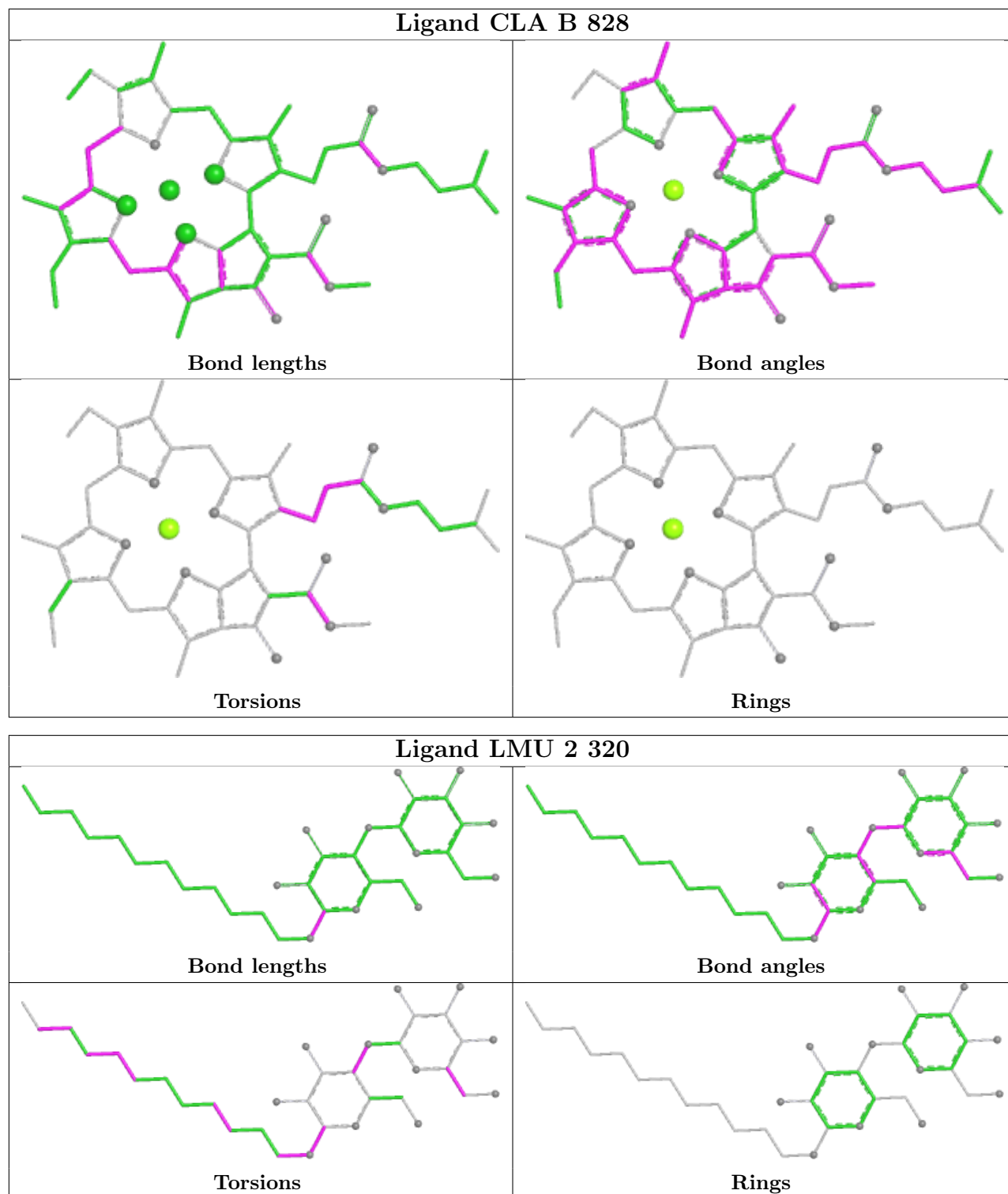


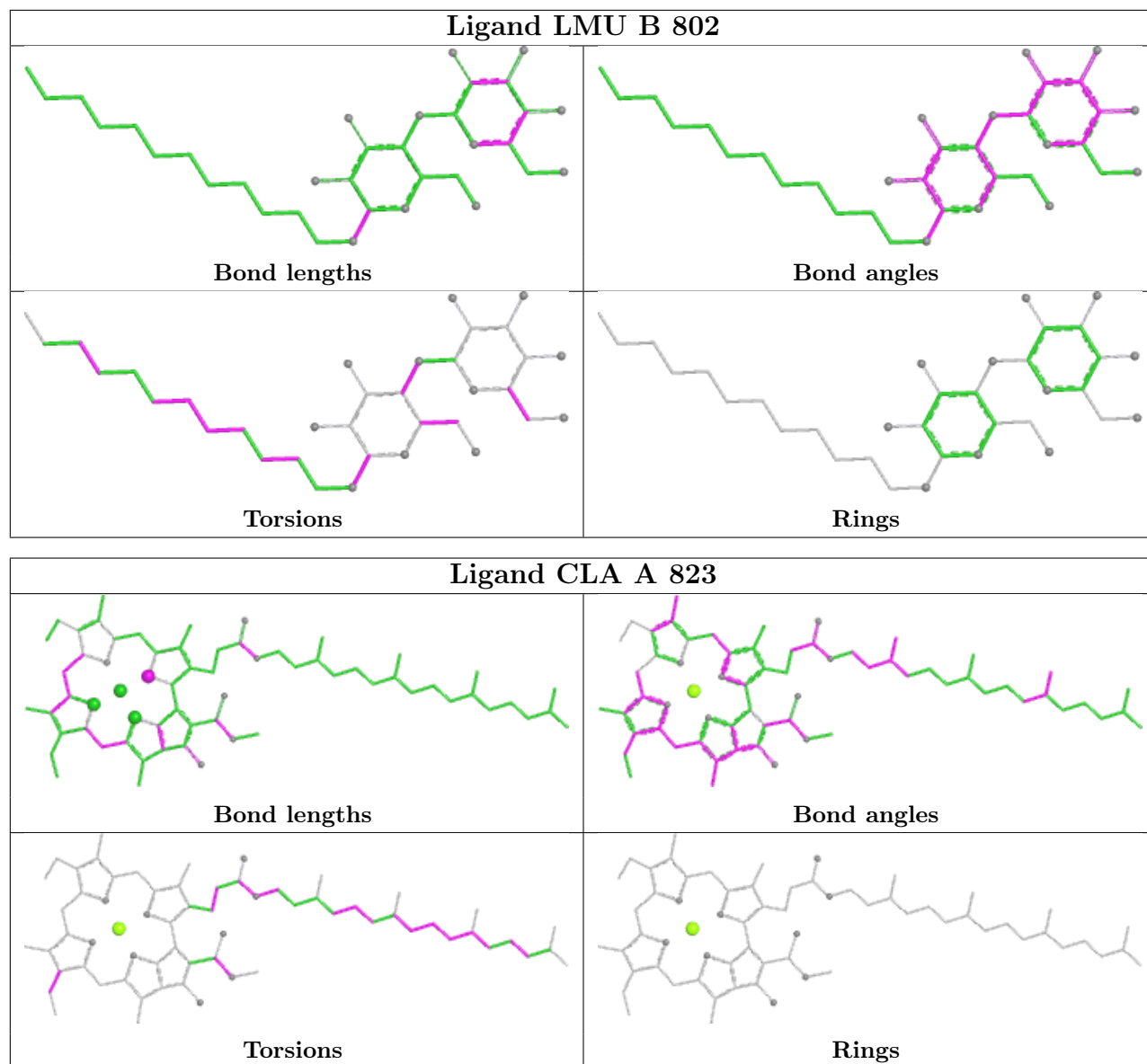


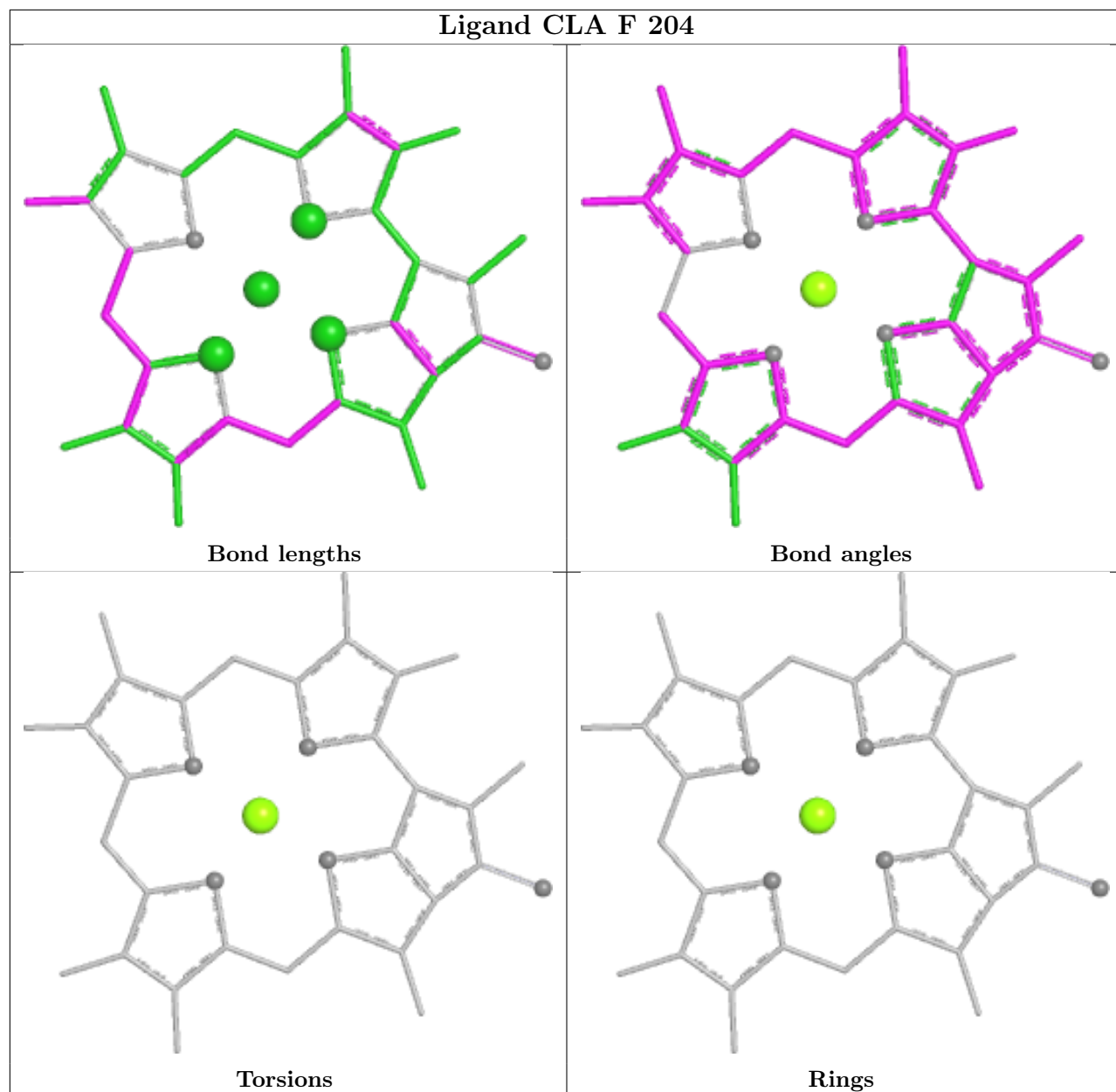


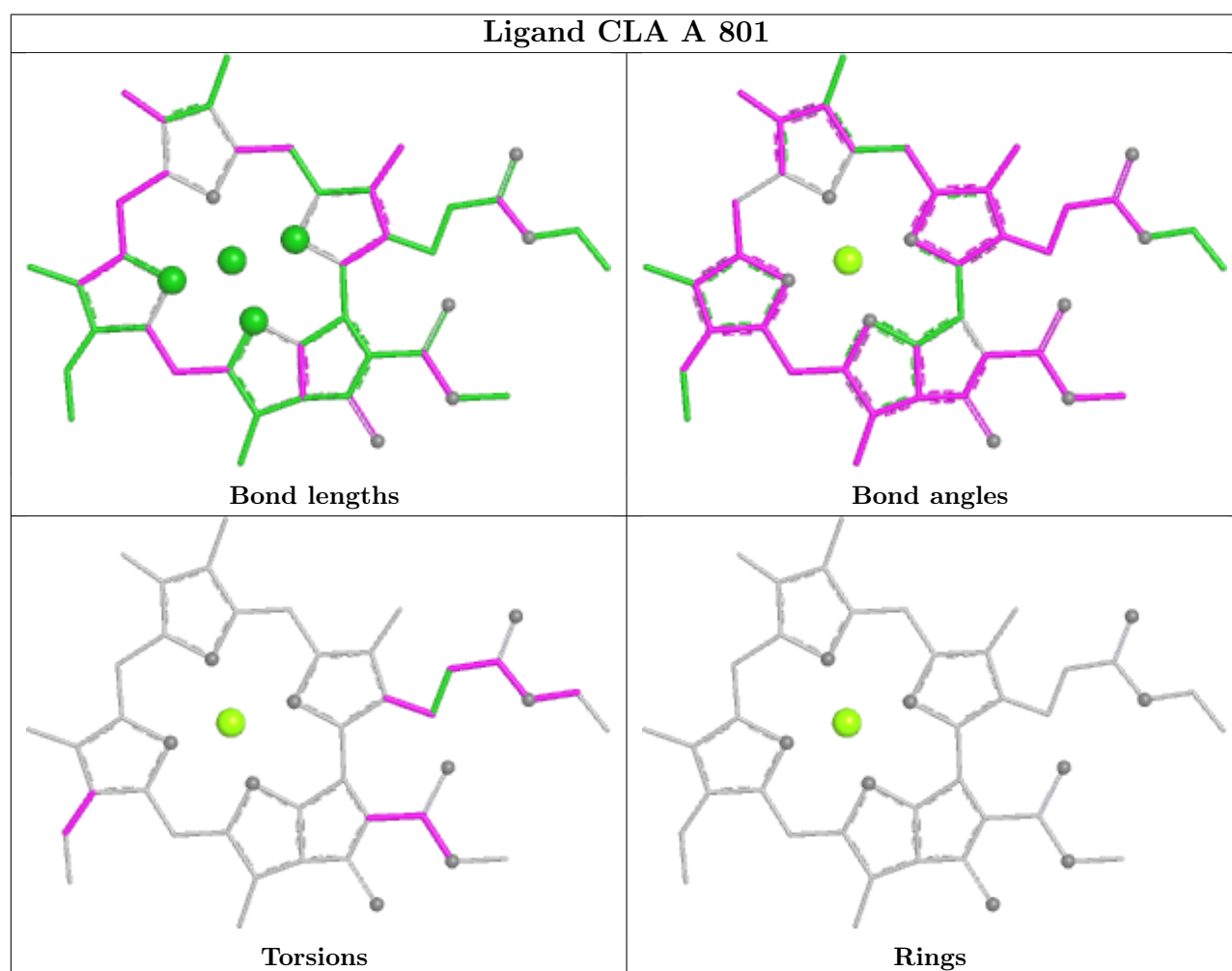
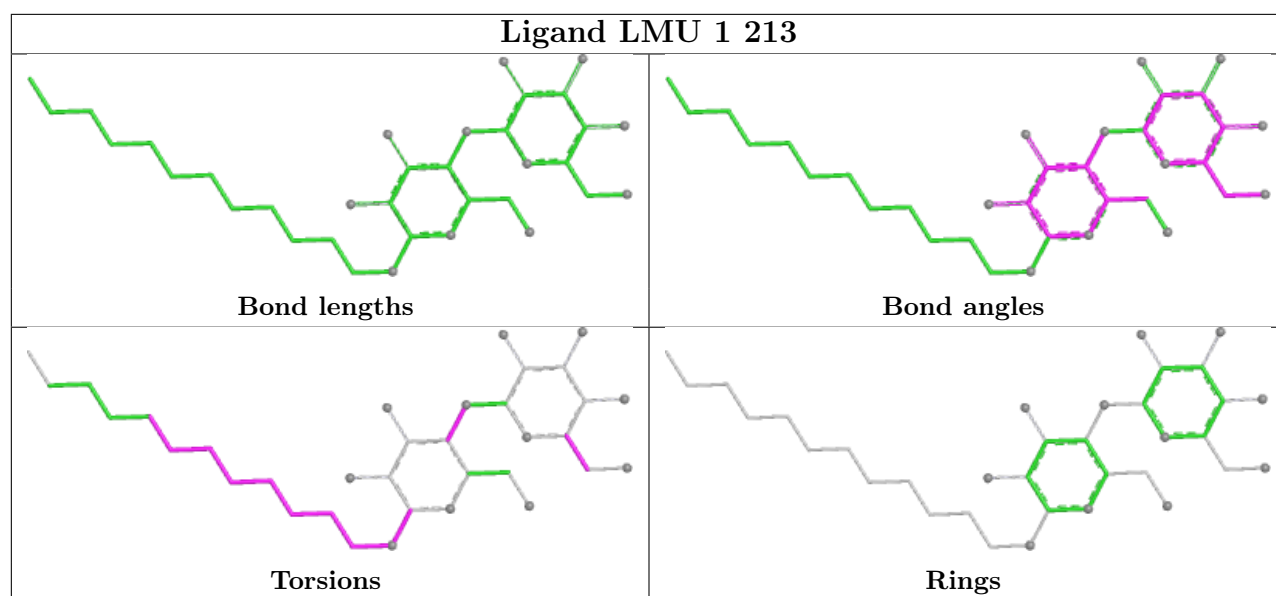


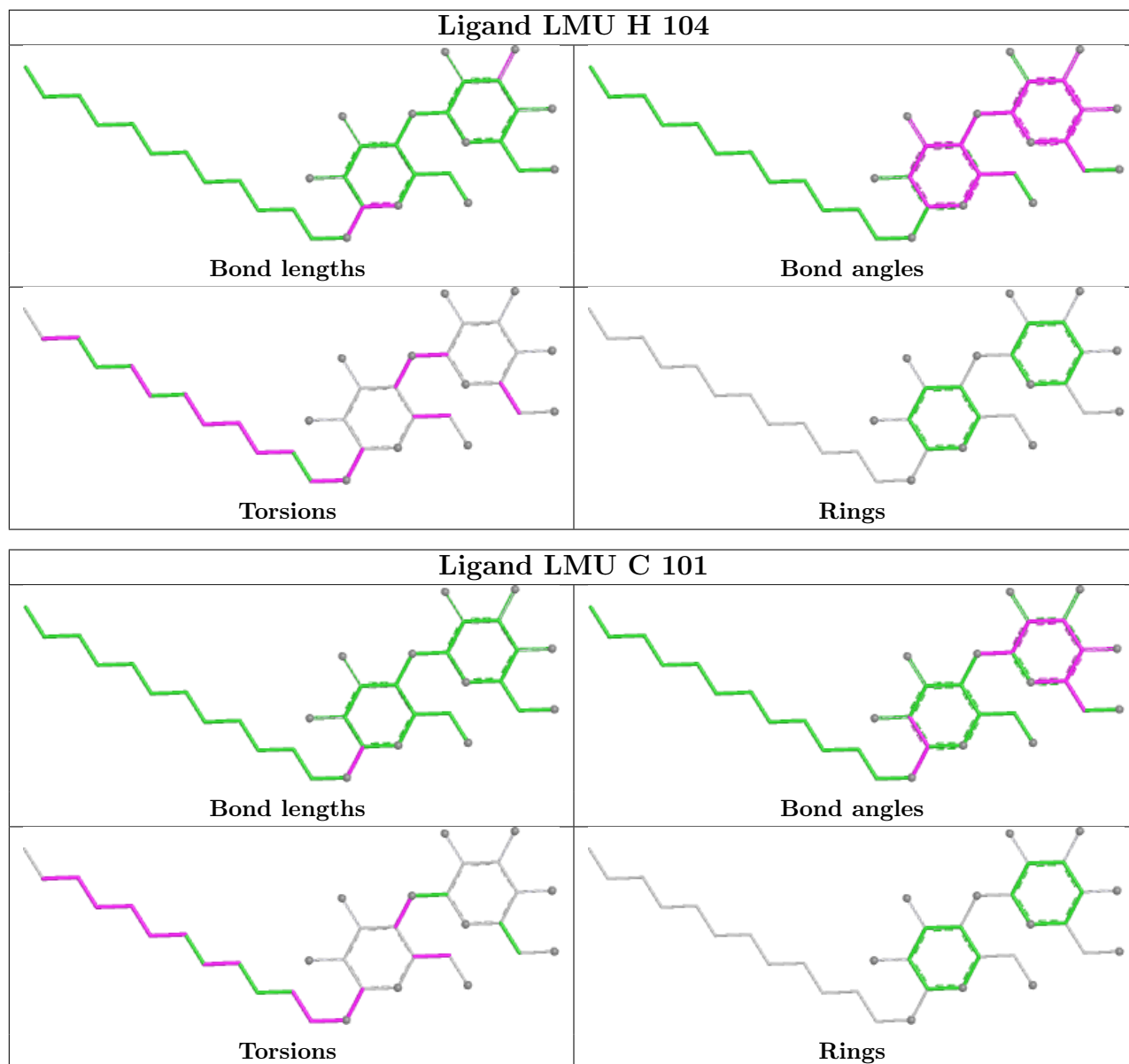


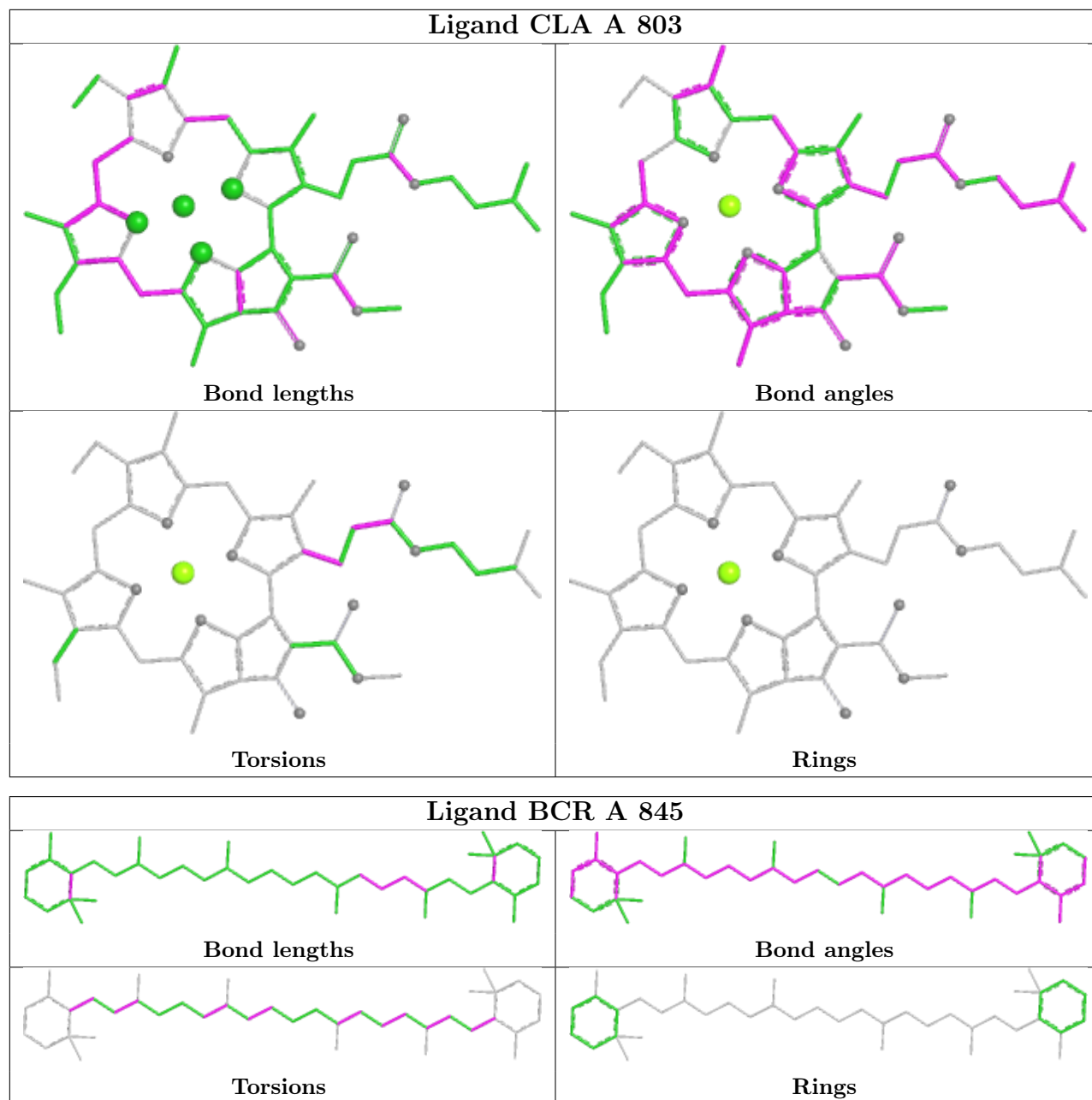


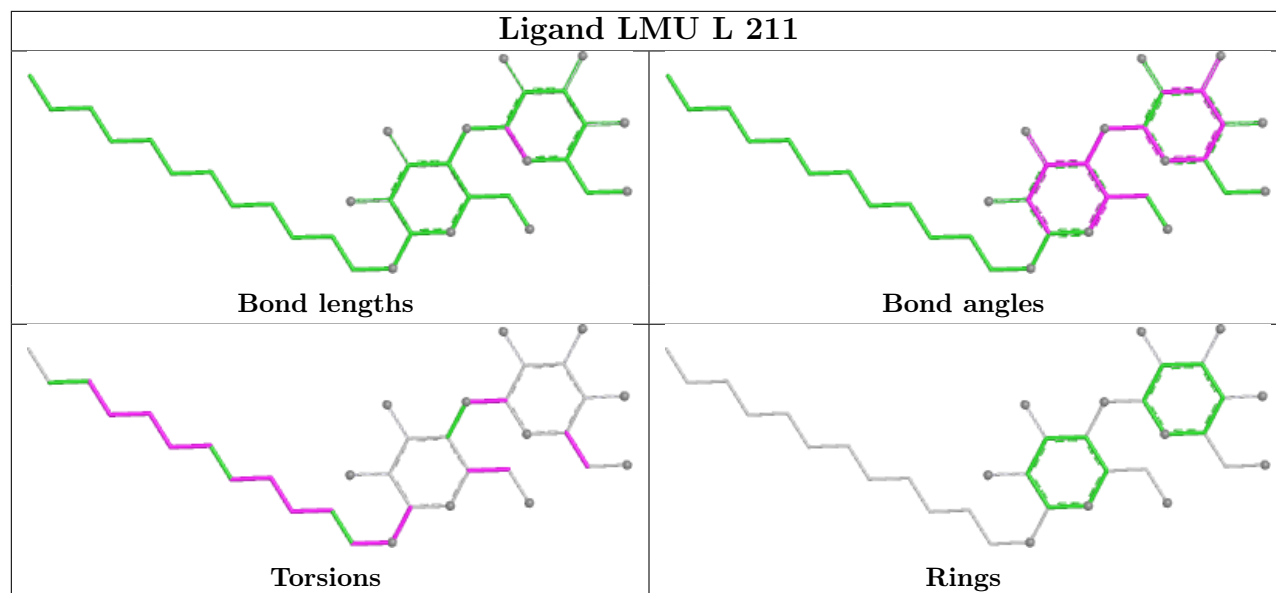




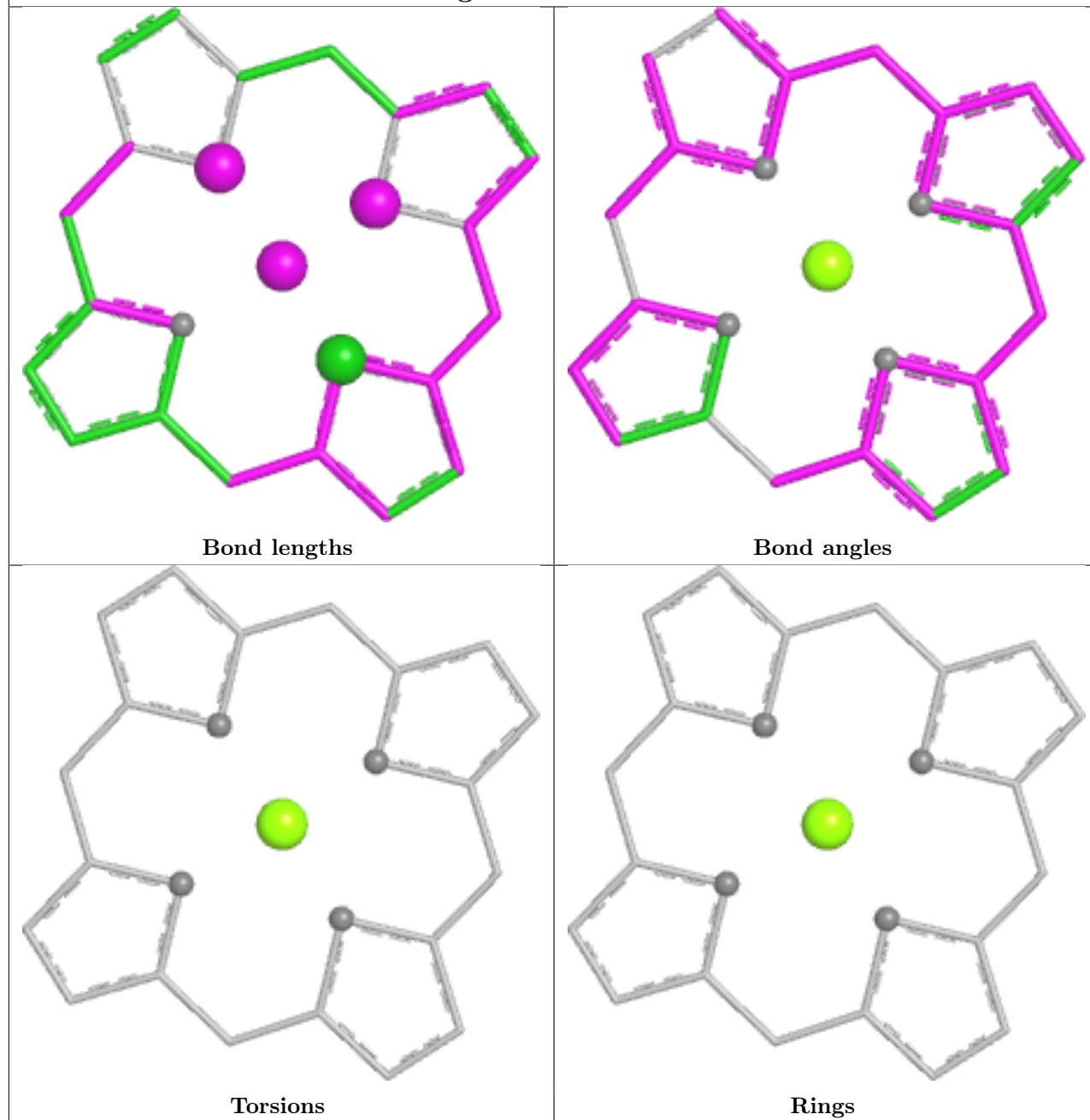


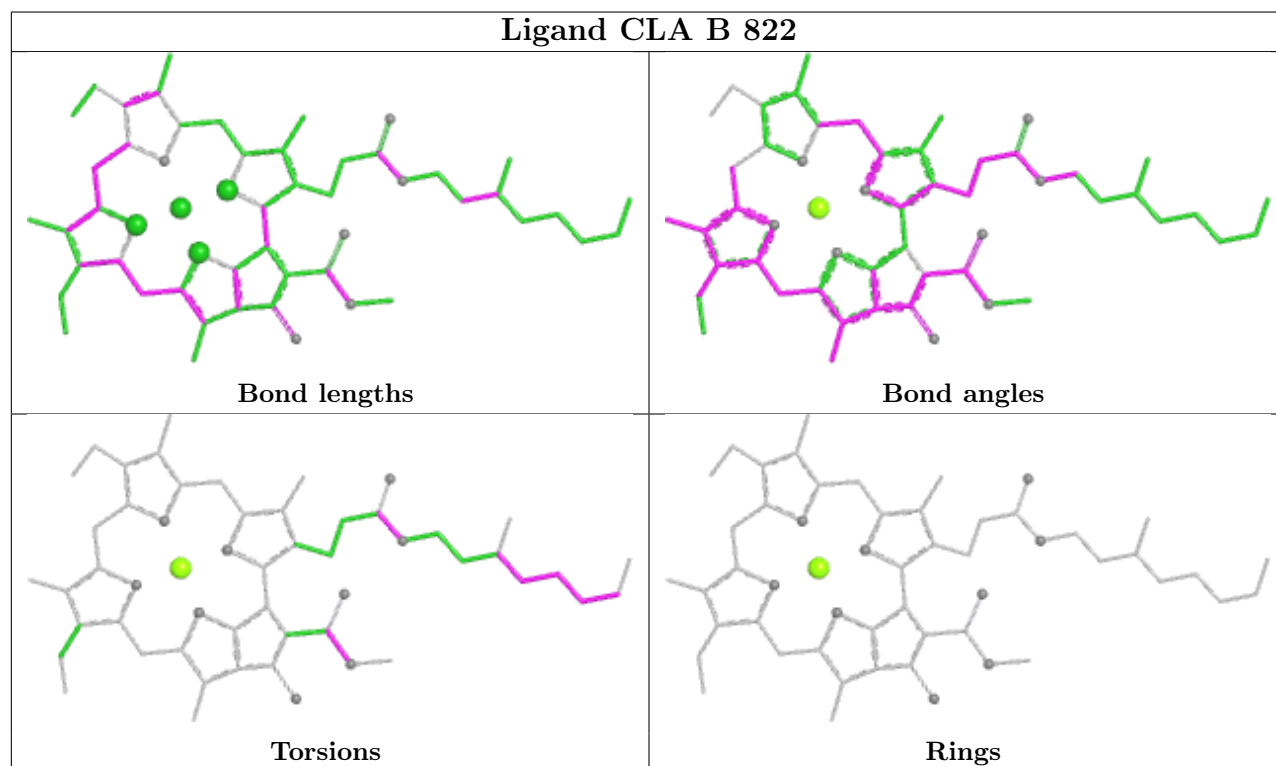
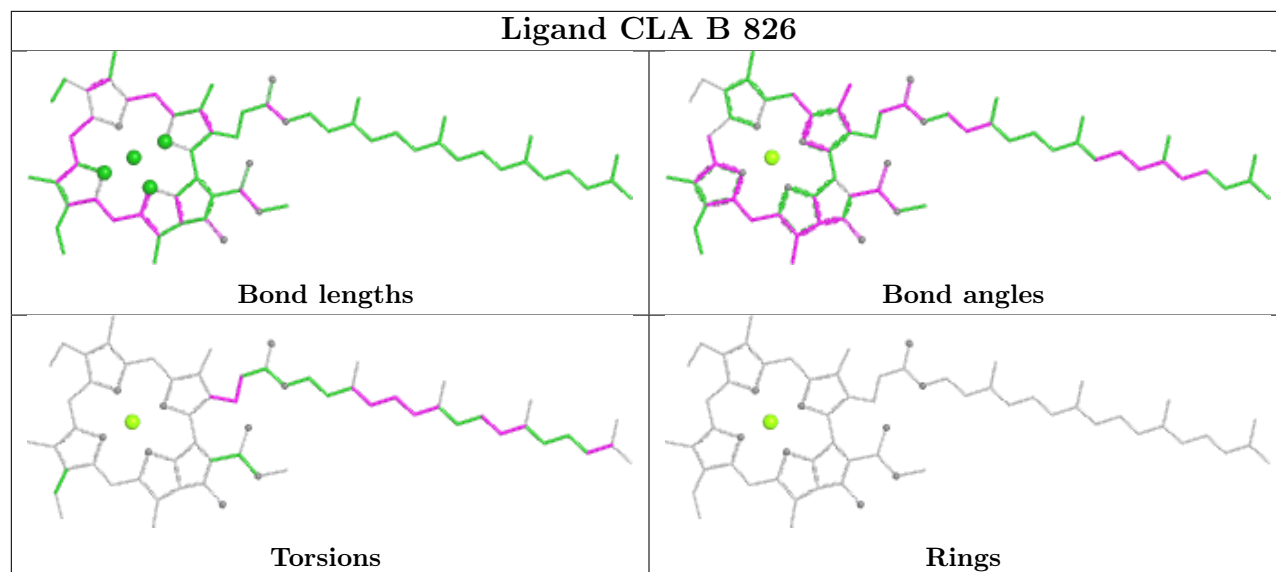


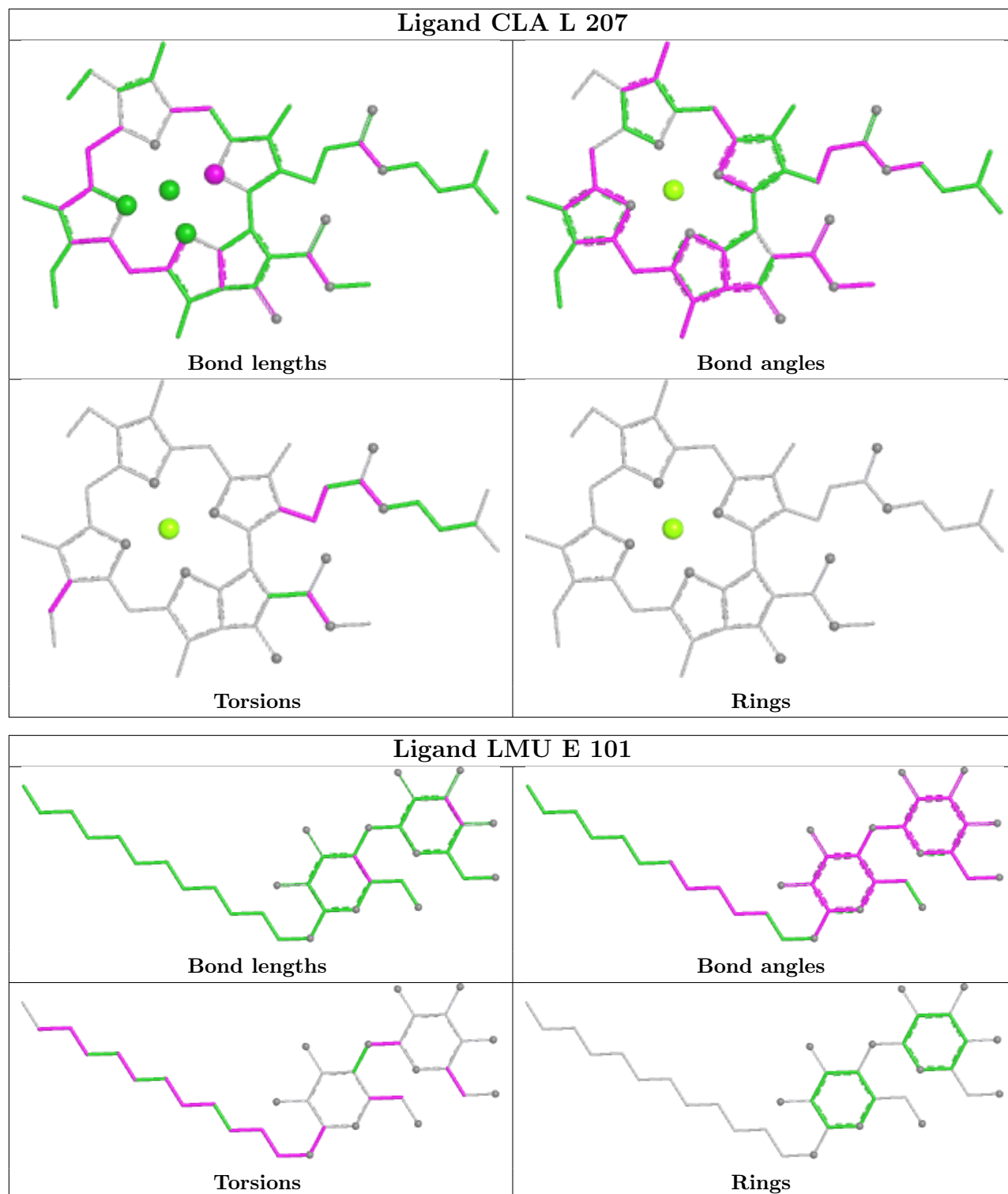




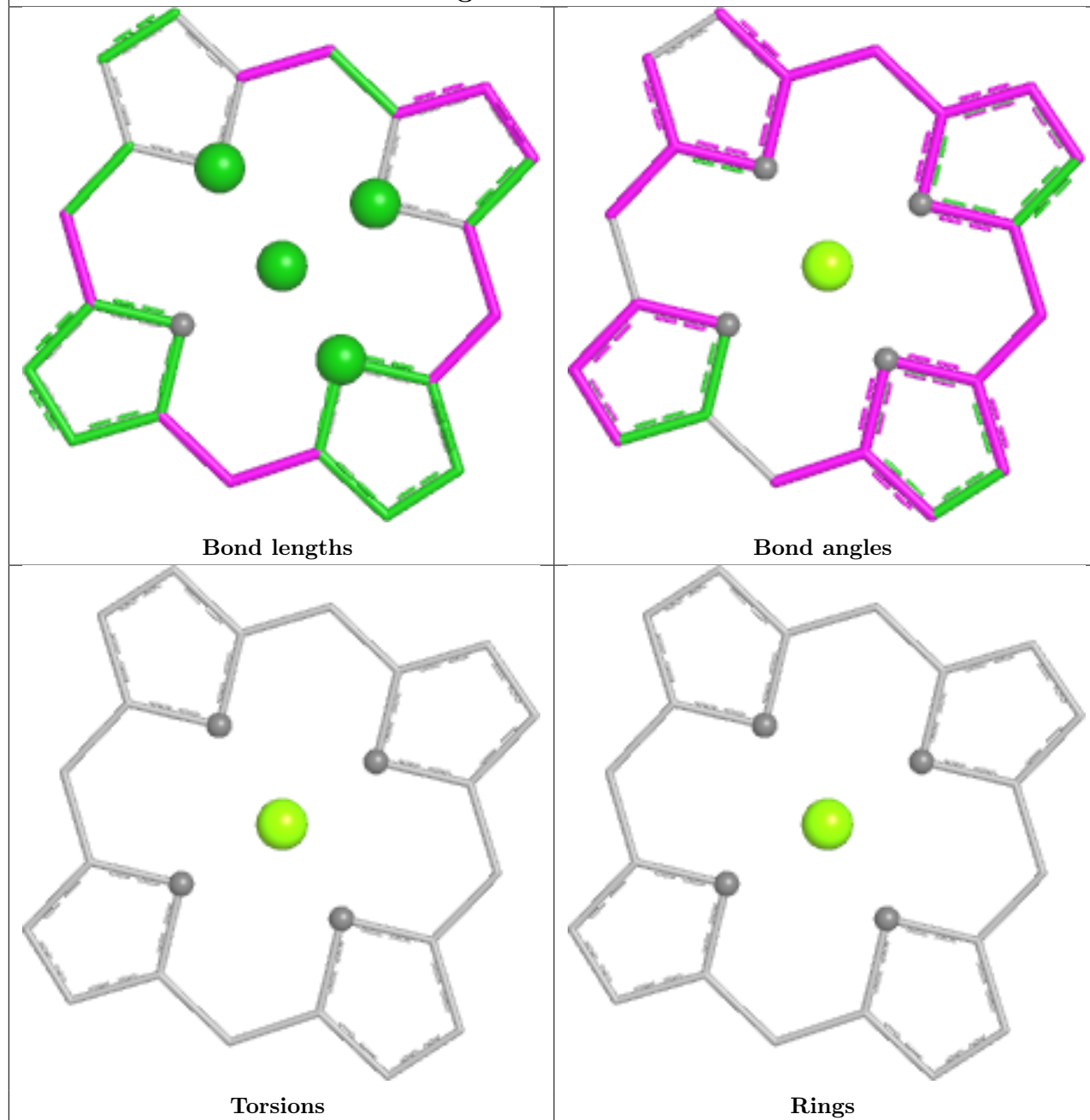
Ligand CLA 1 216

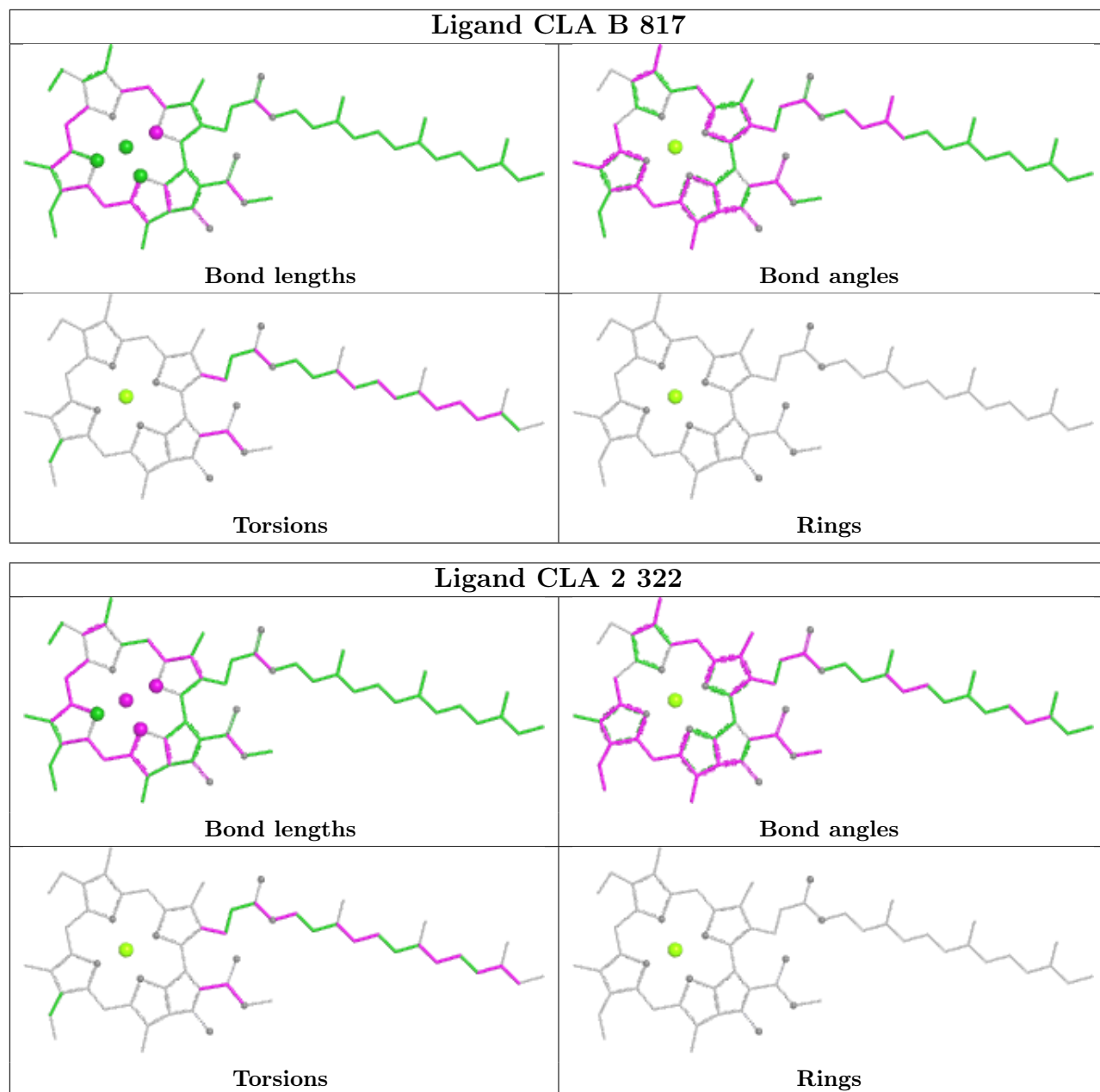


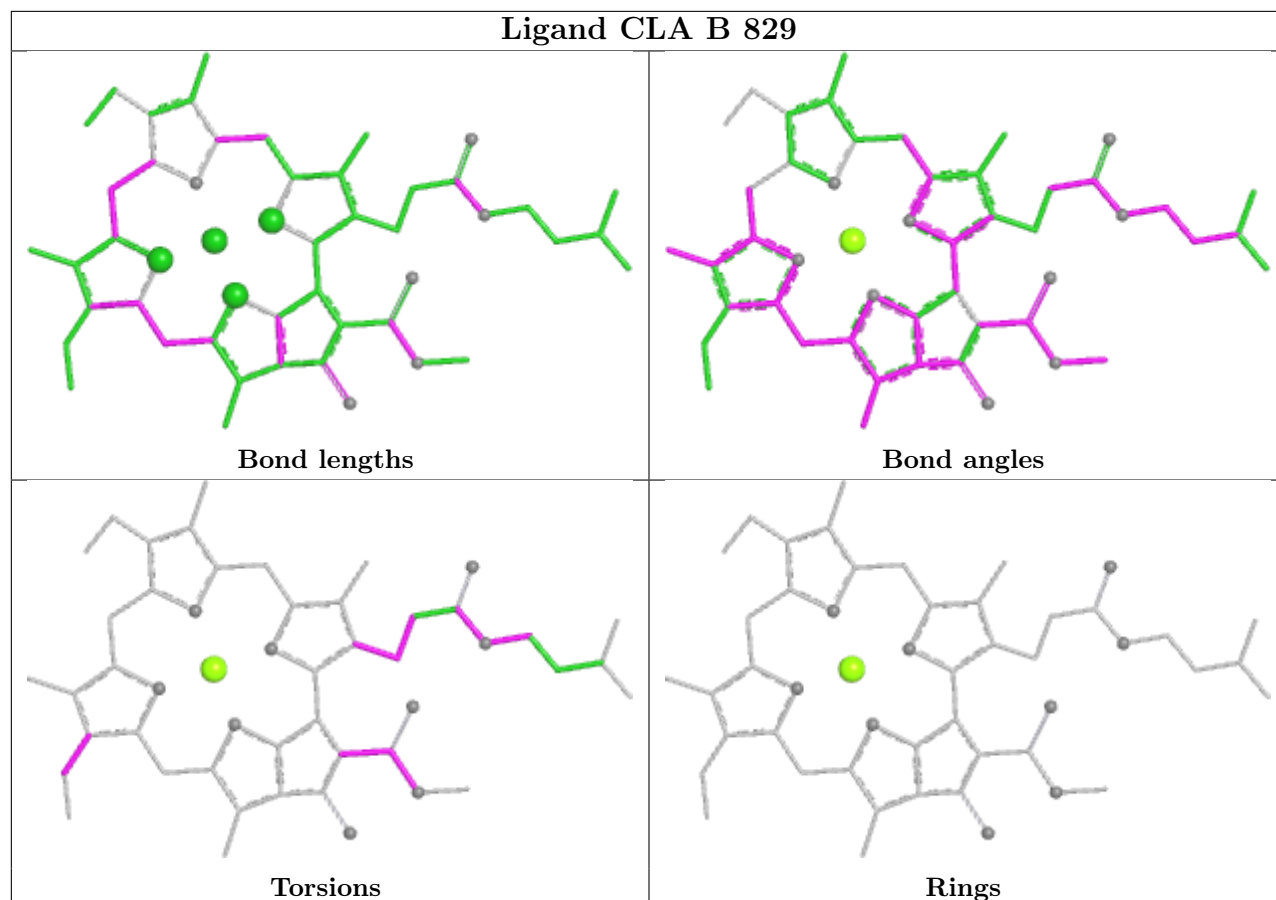
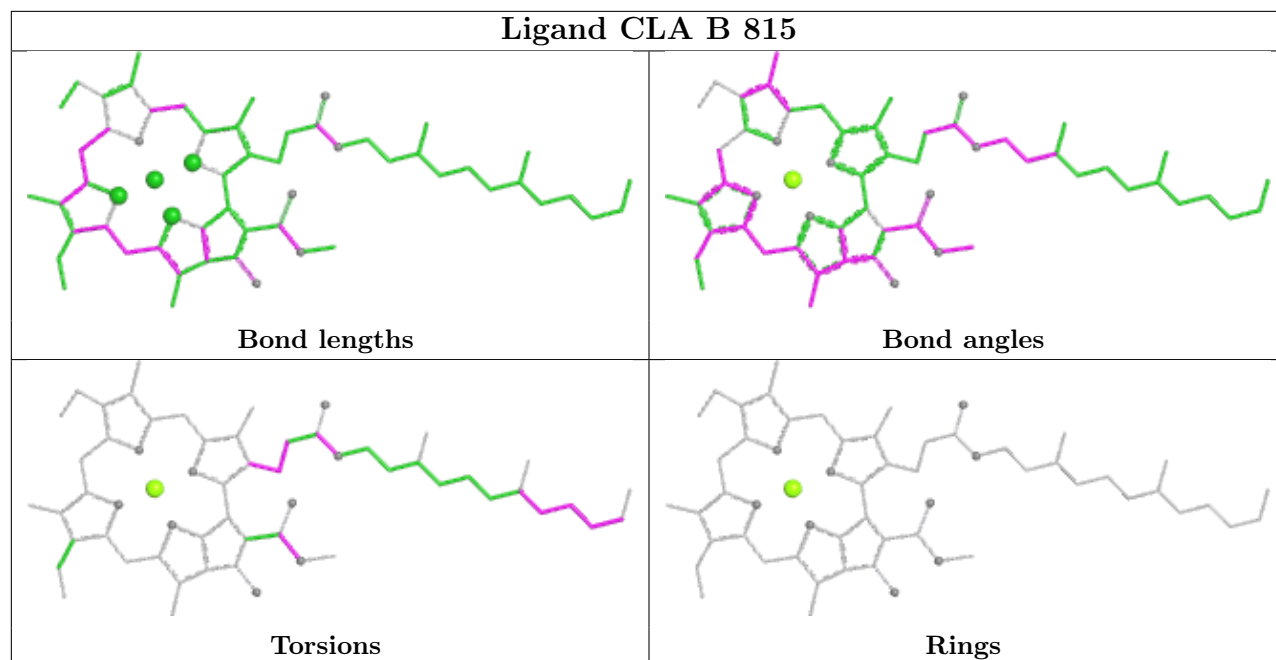


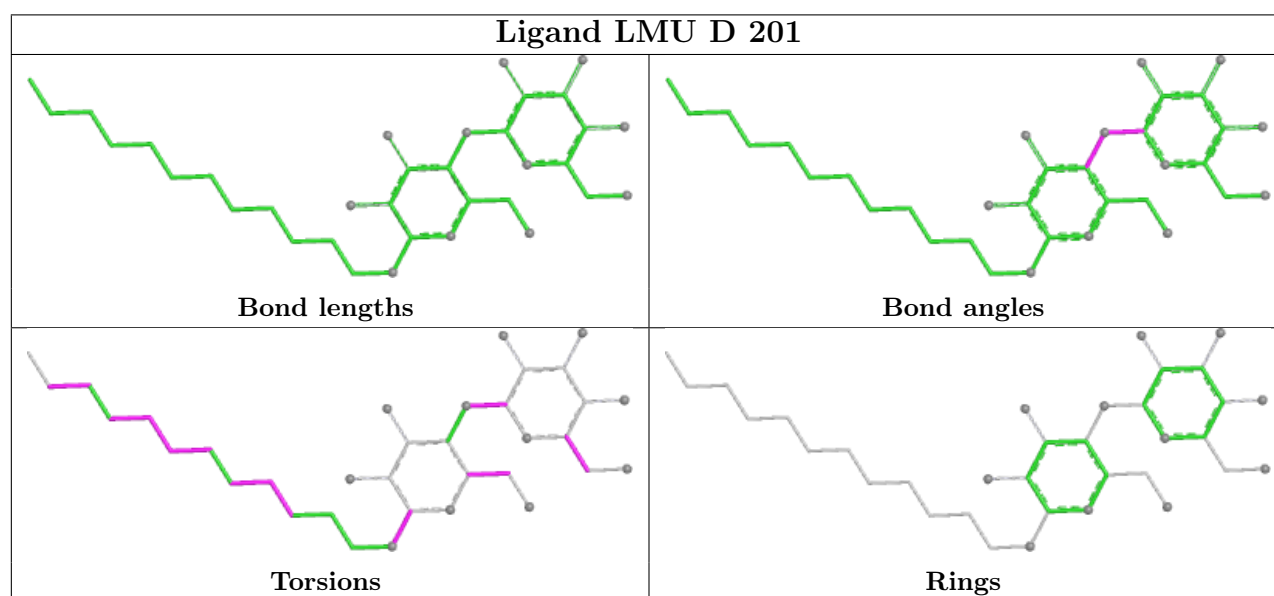
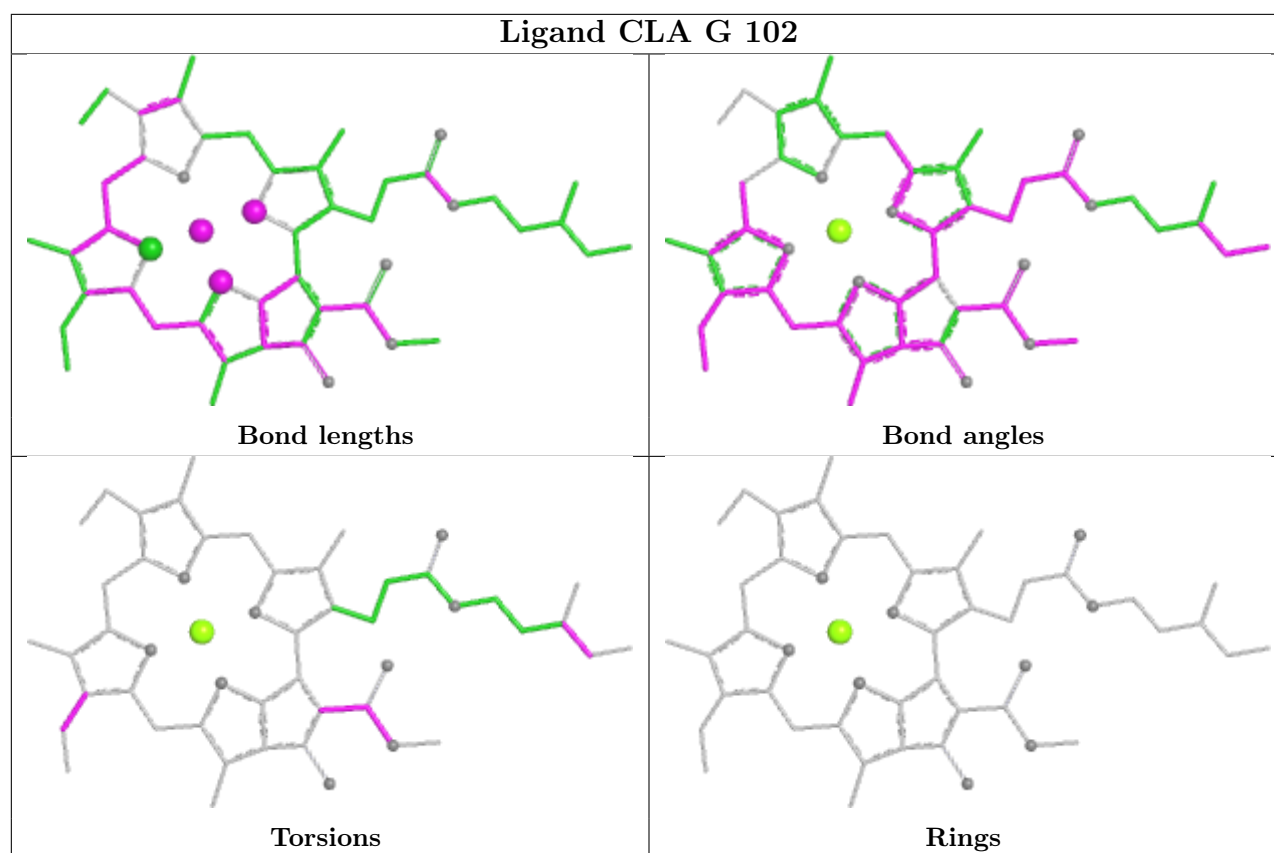


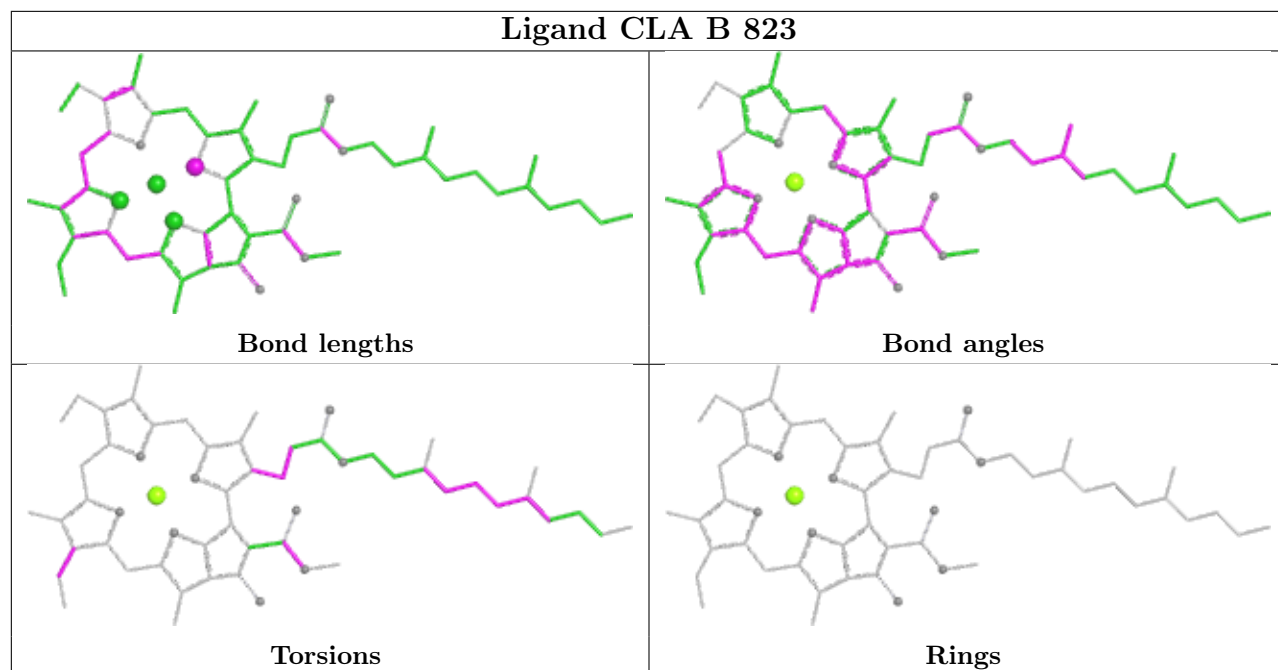
Ligand CLA 4 315



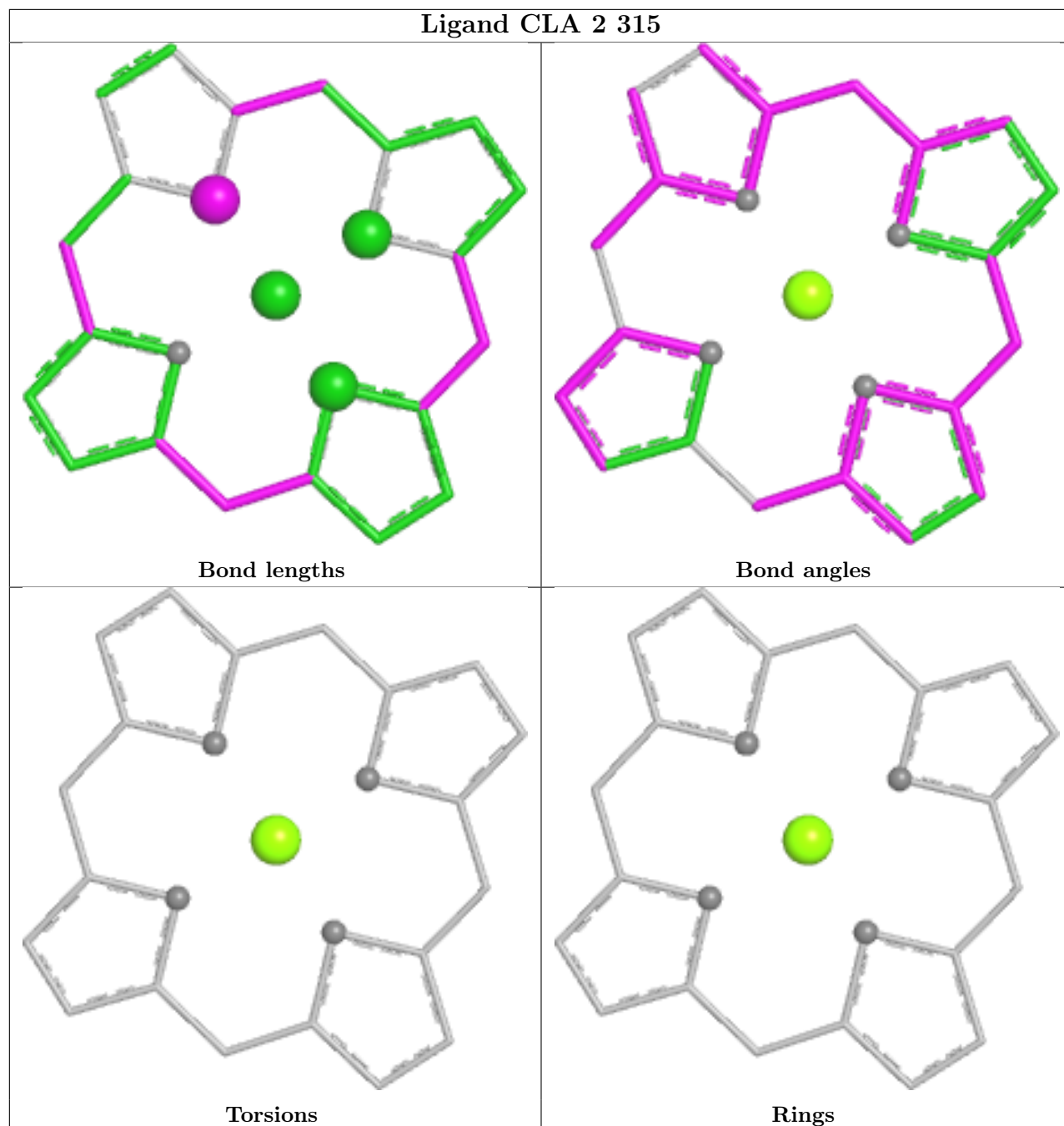


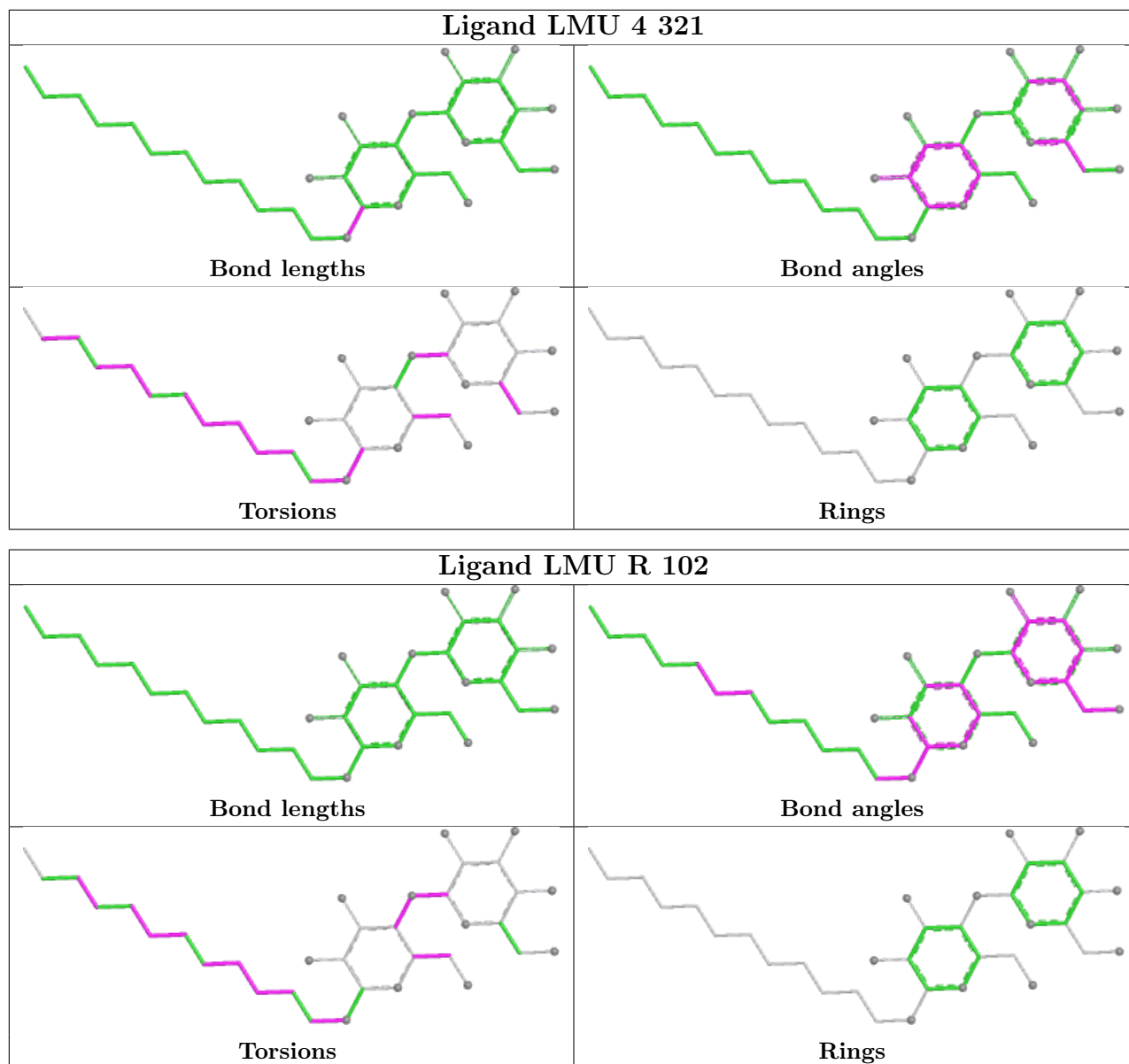




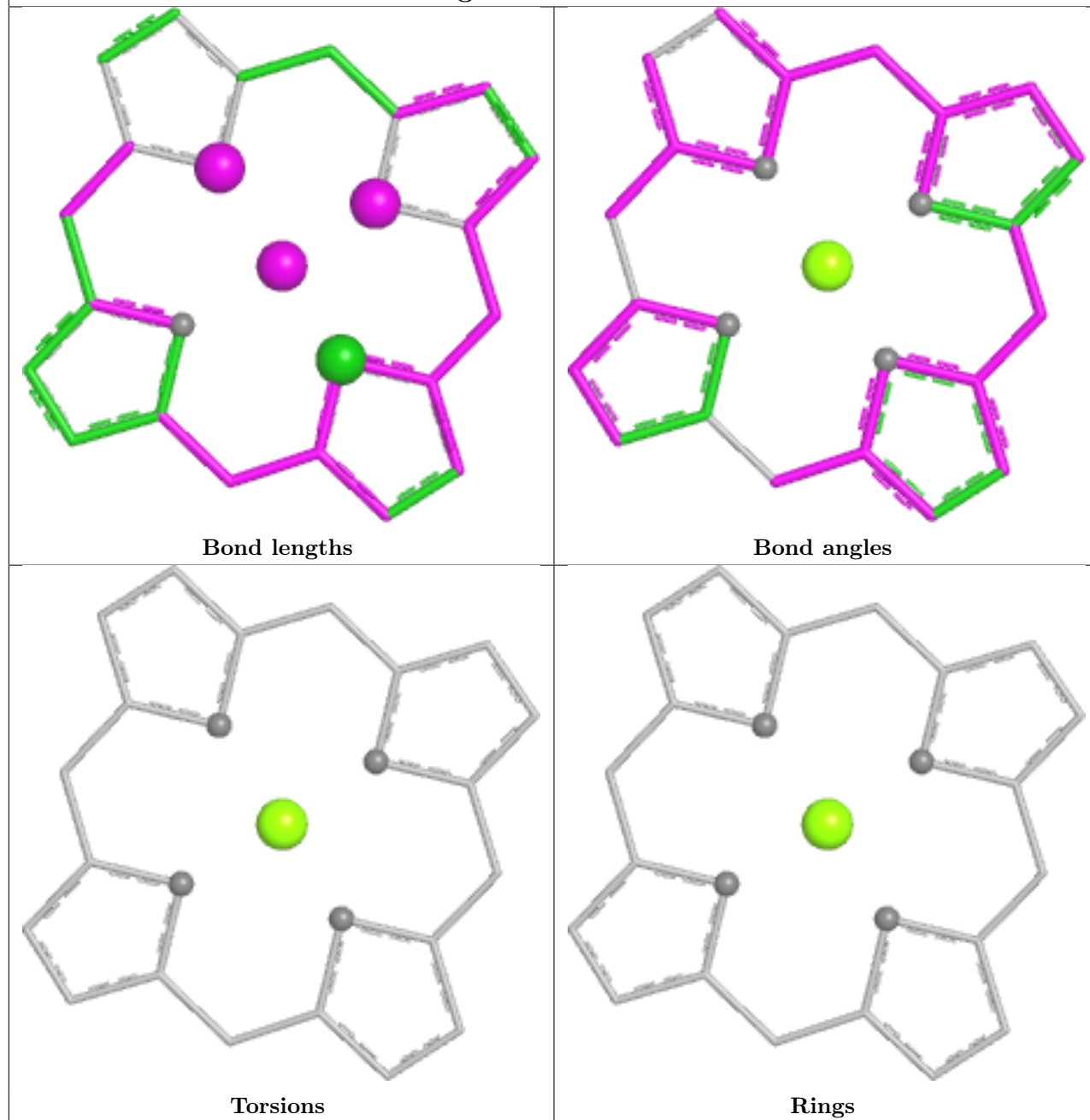


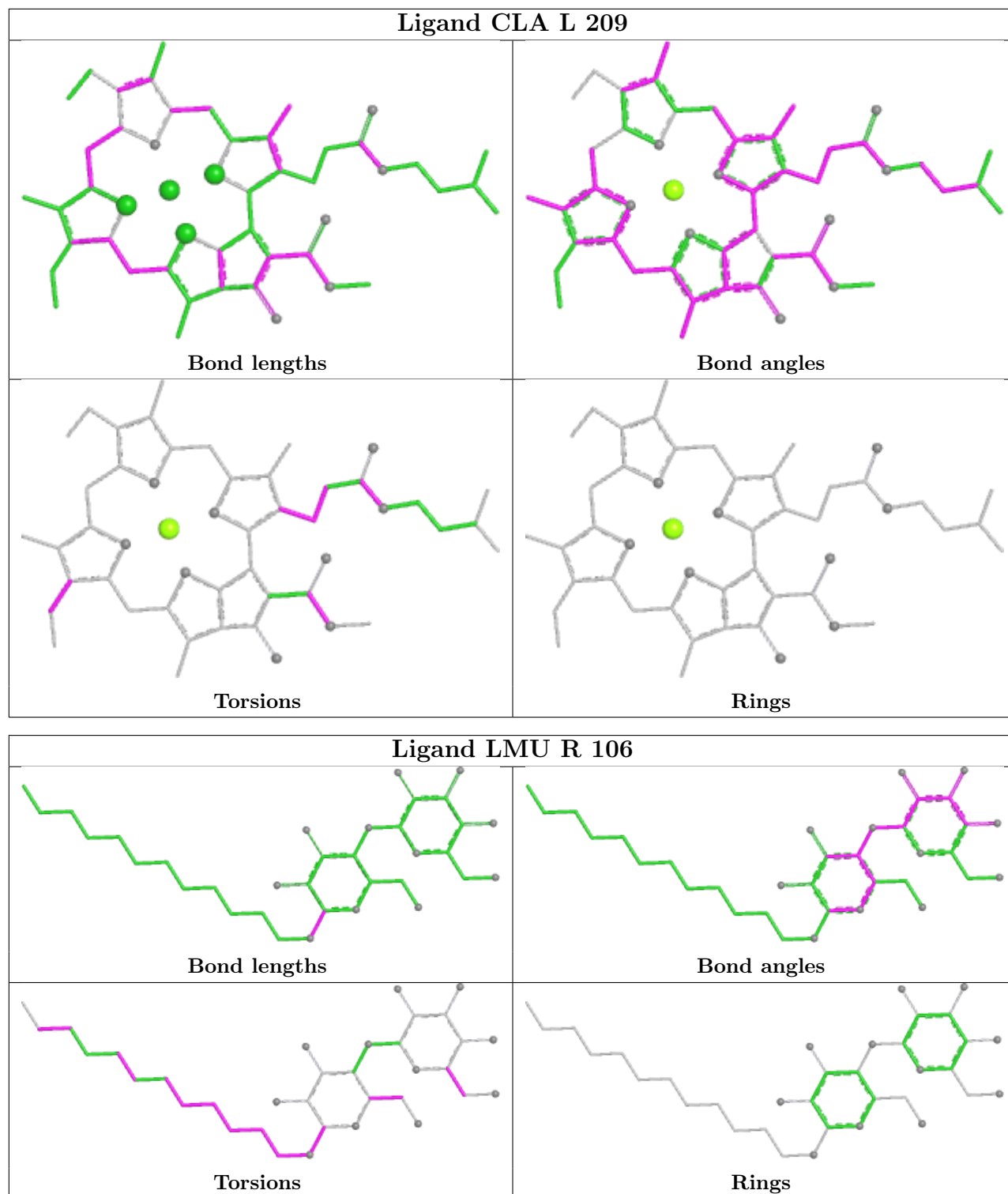
Ligand CLA 2 315

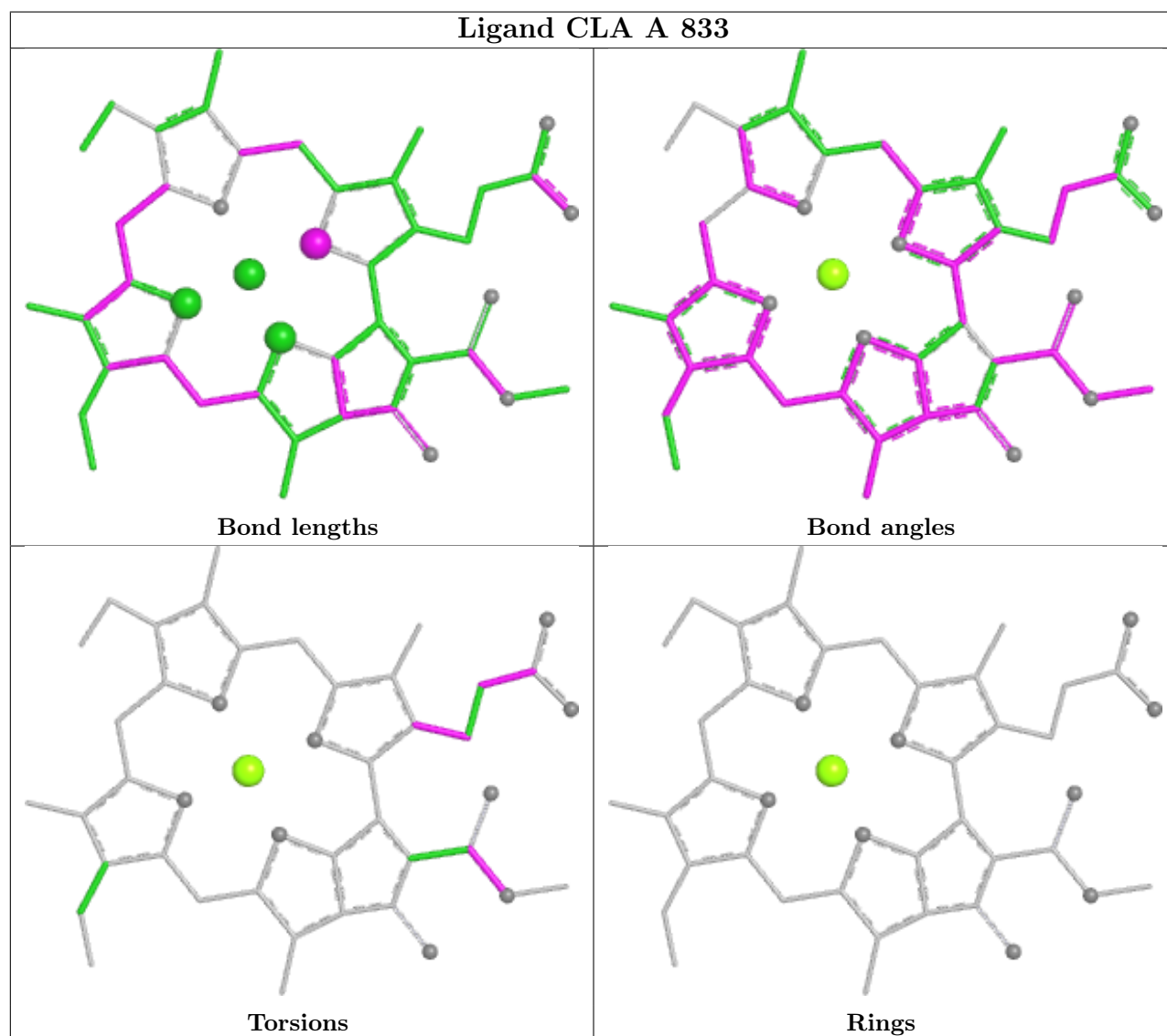
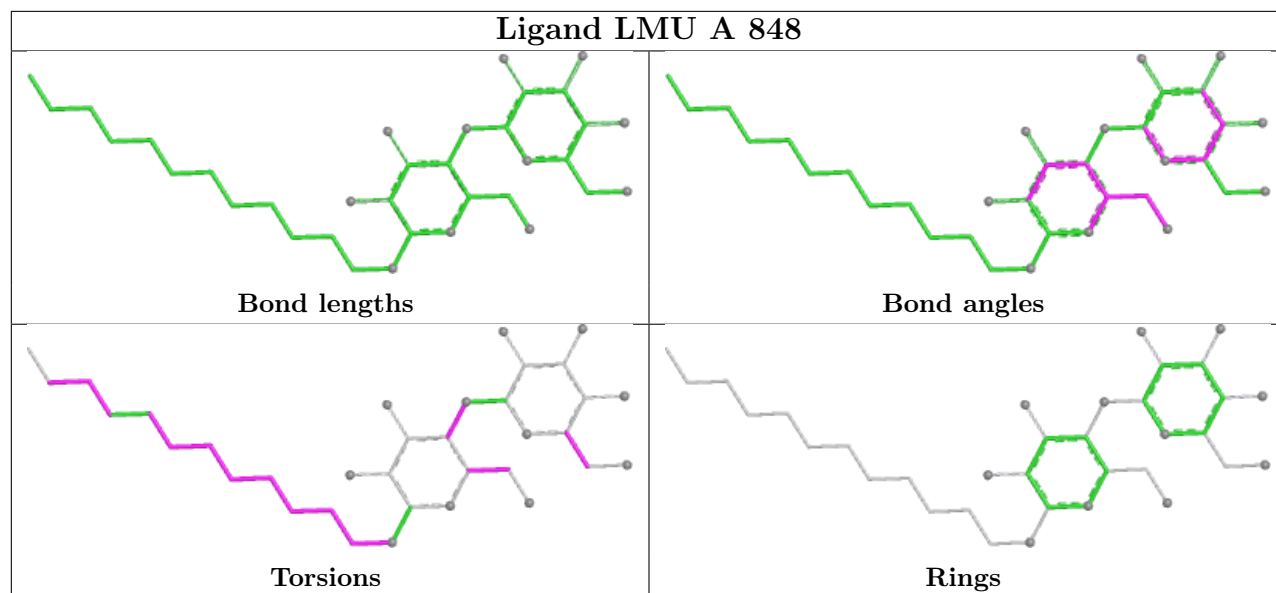


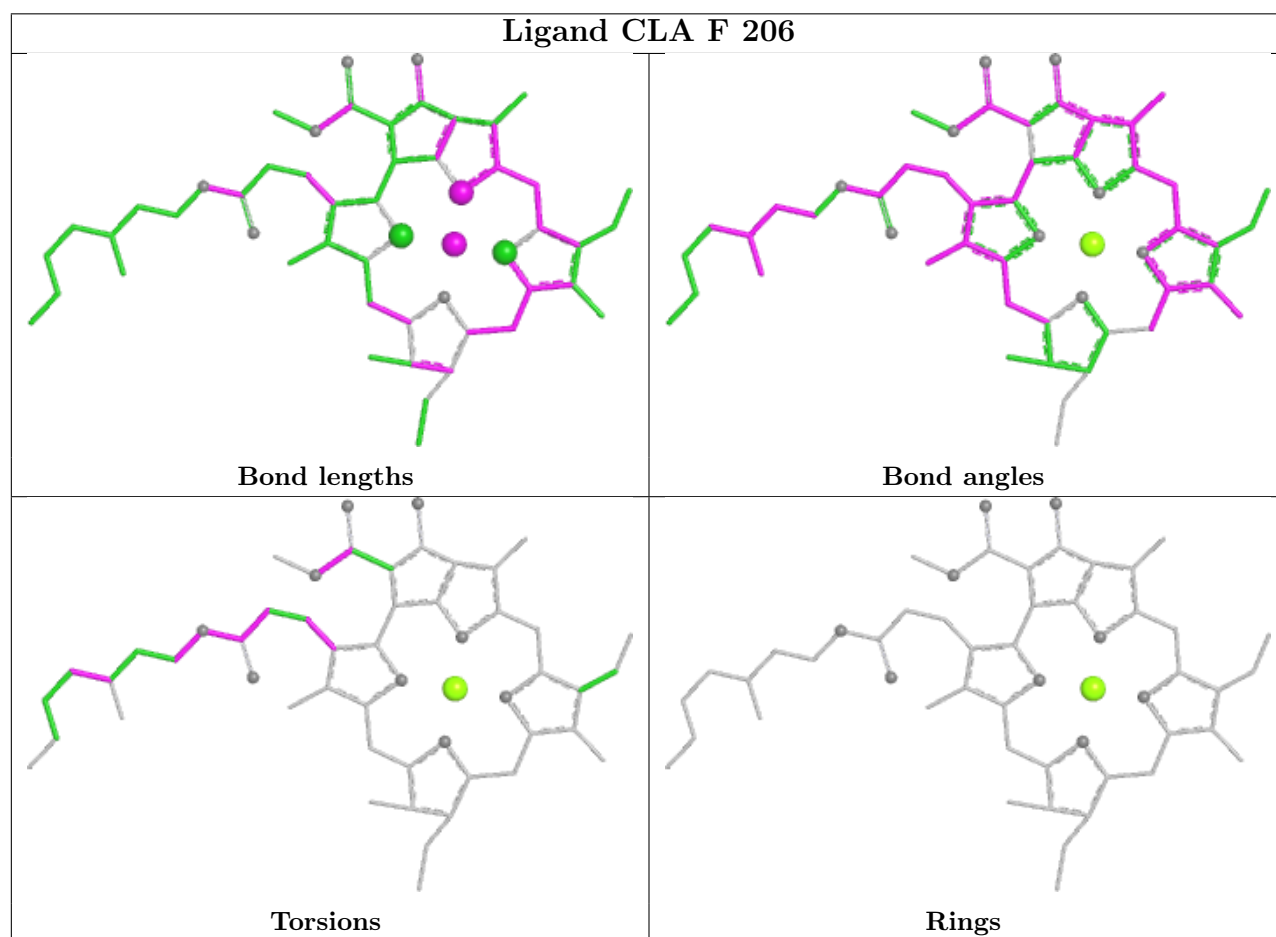
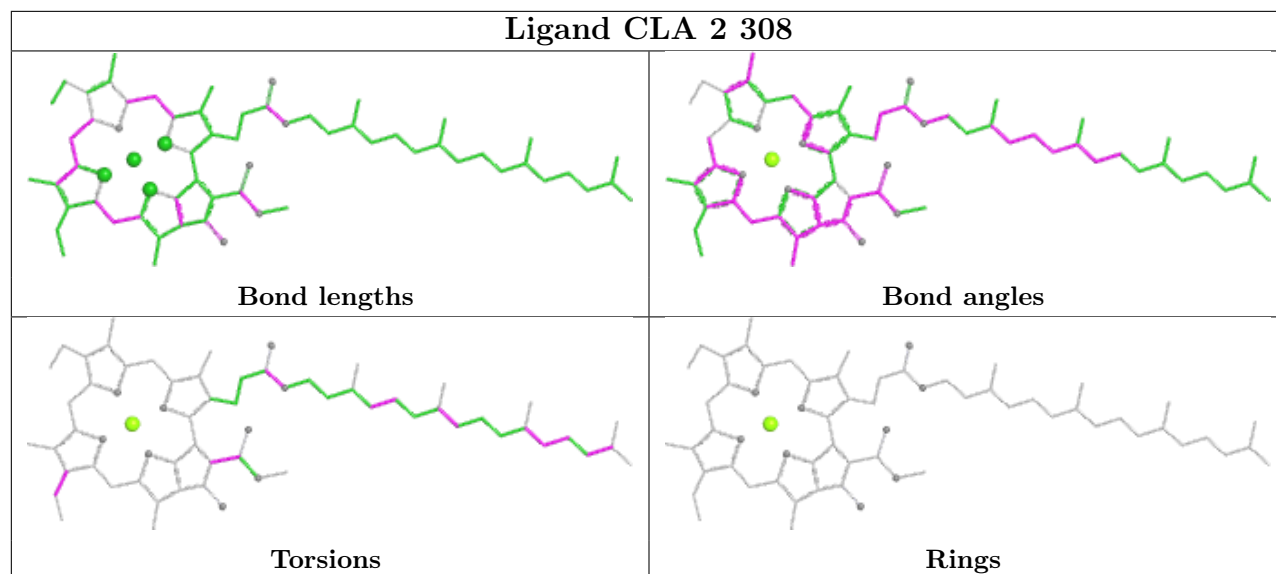


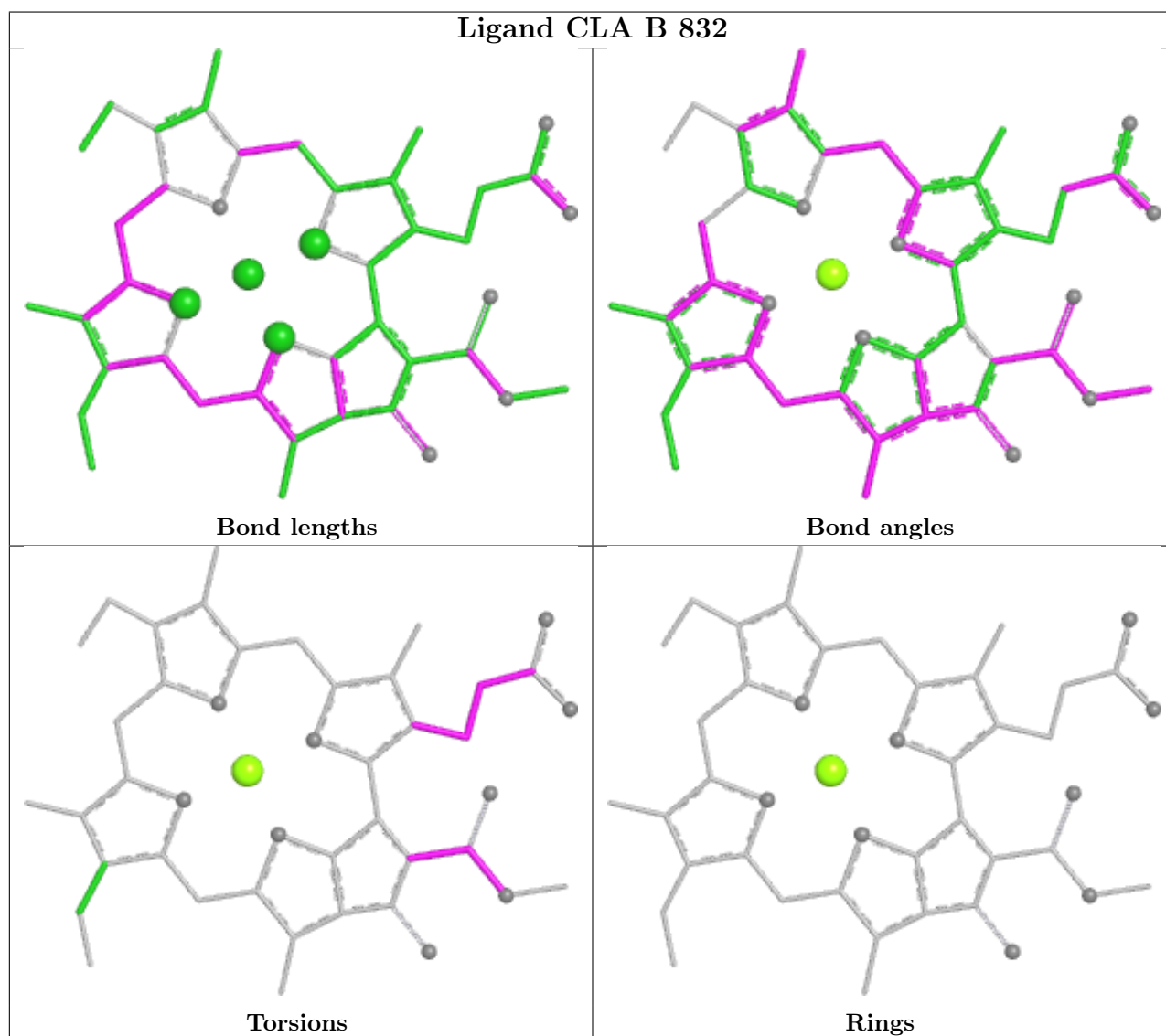
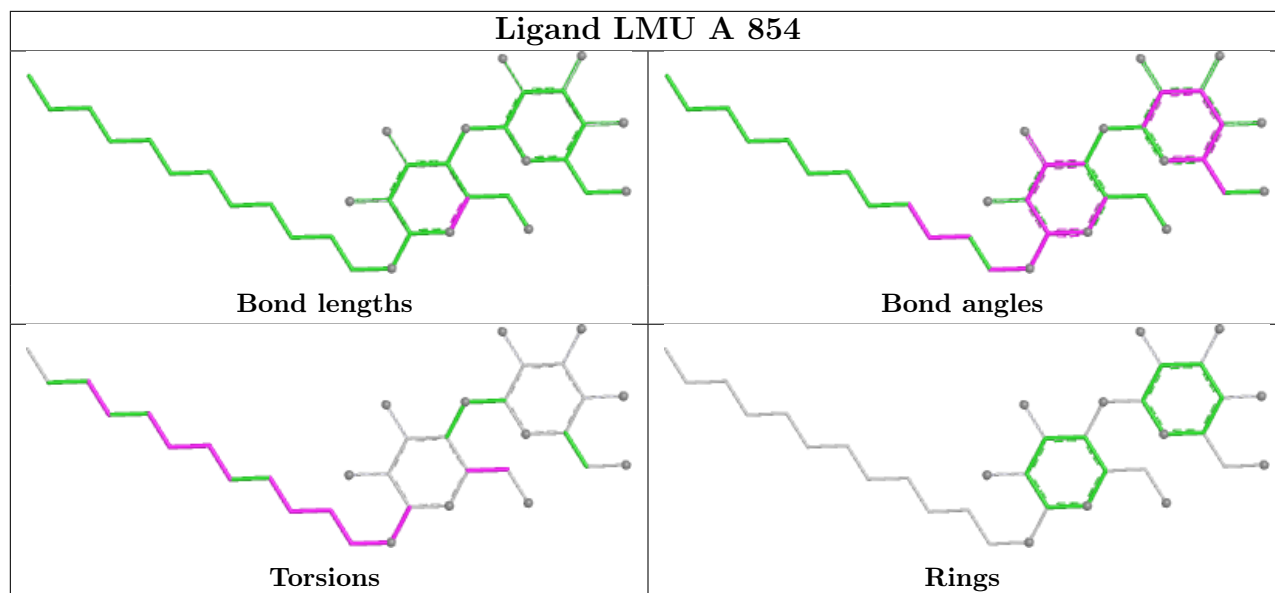
Ligand CLA 3 303

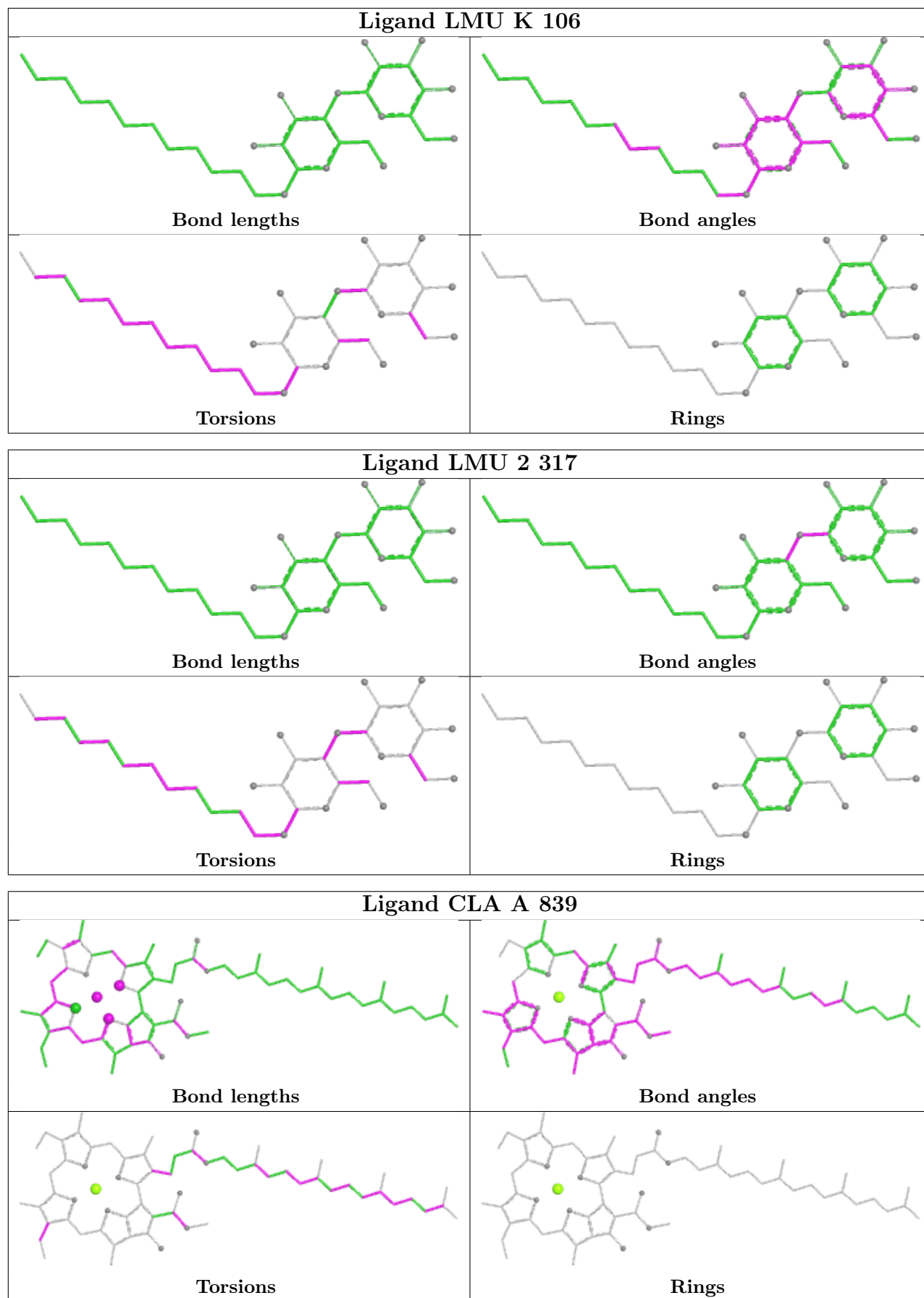


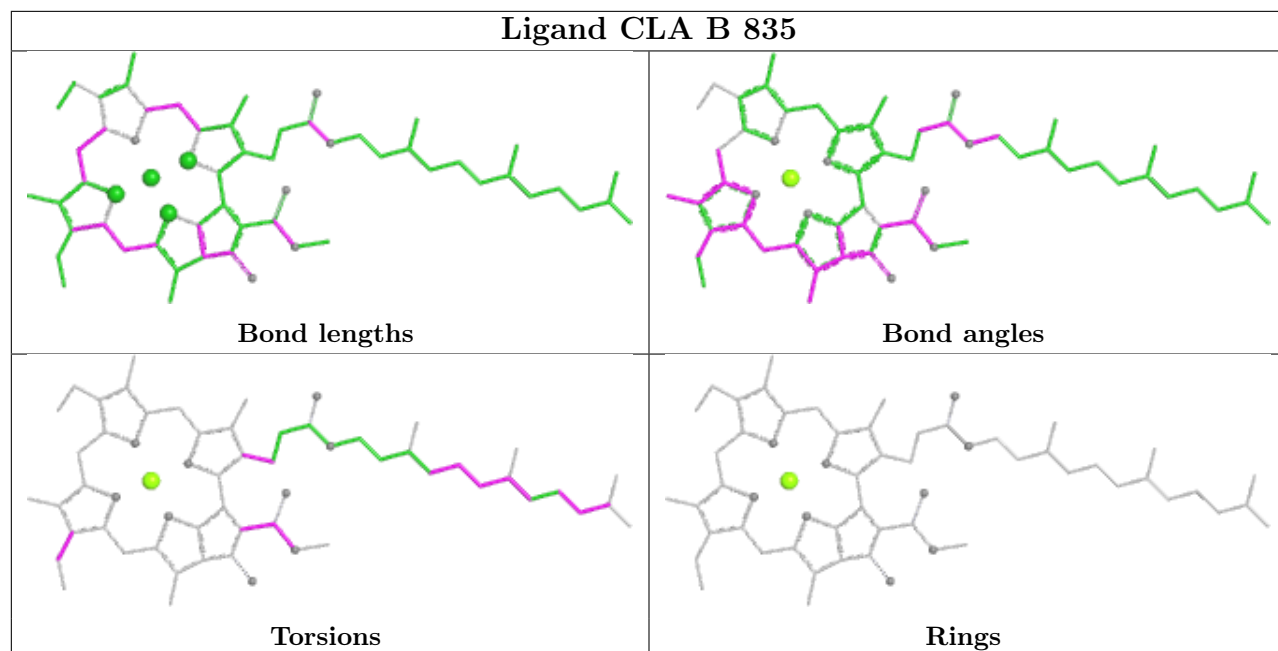


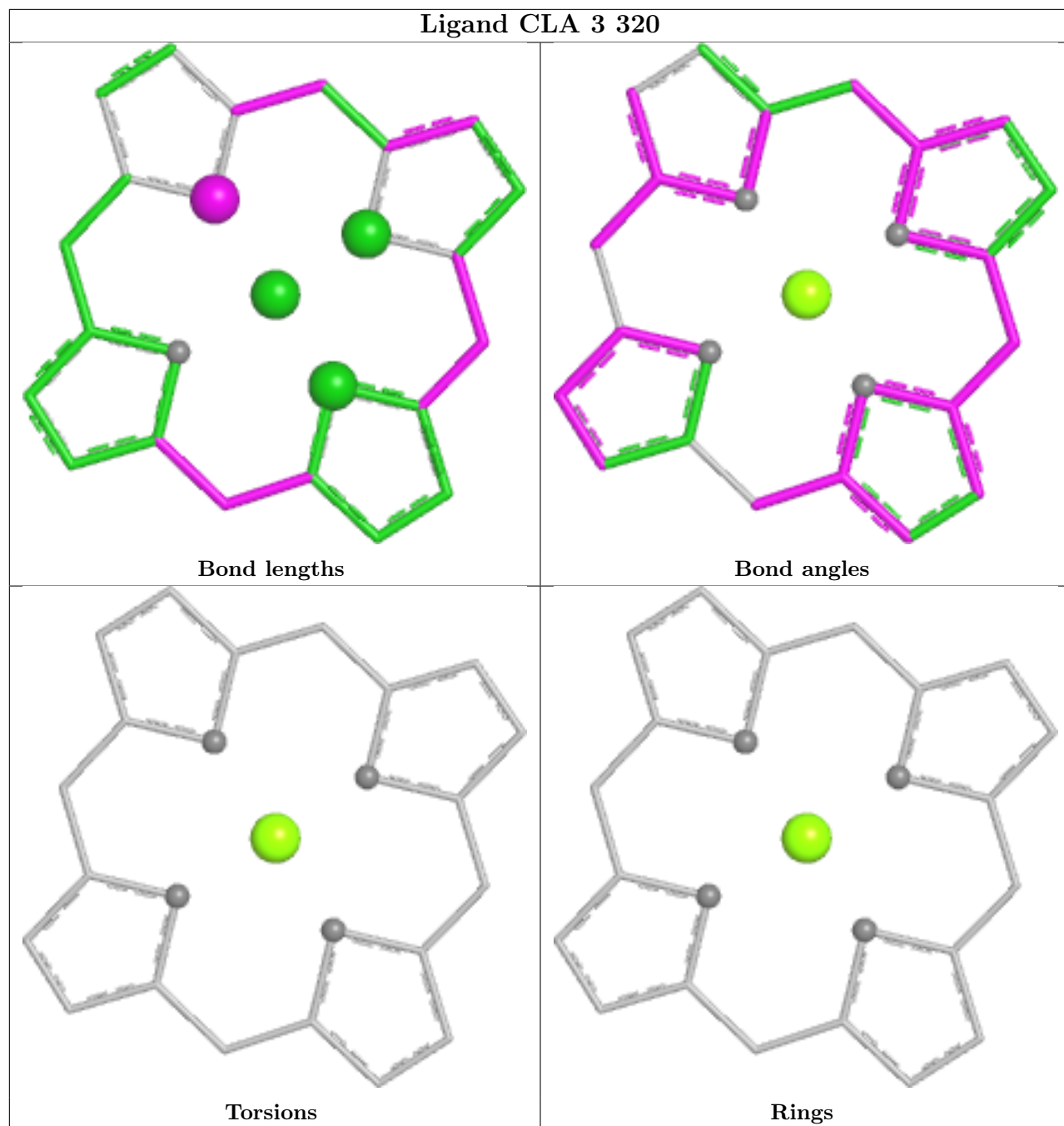


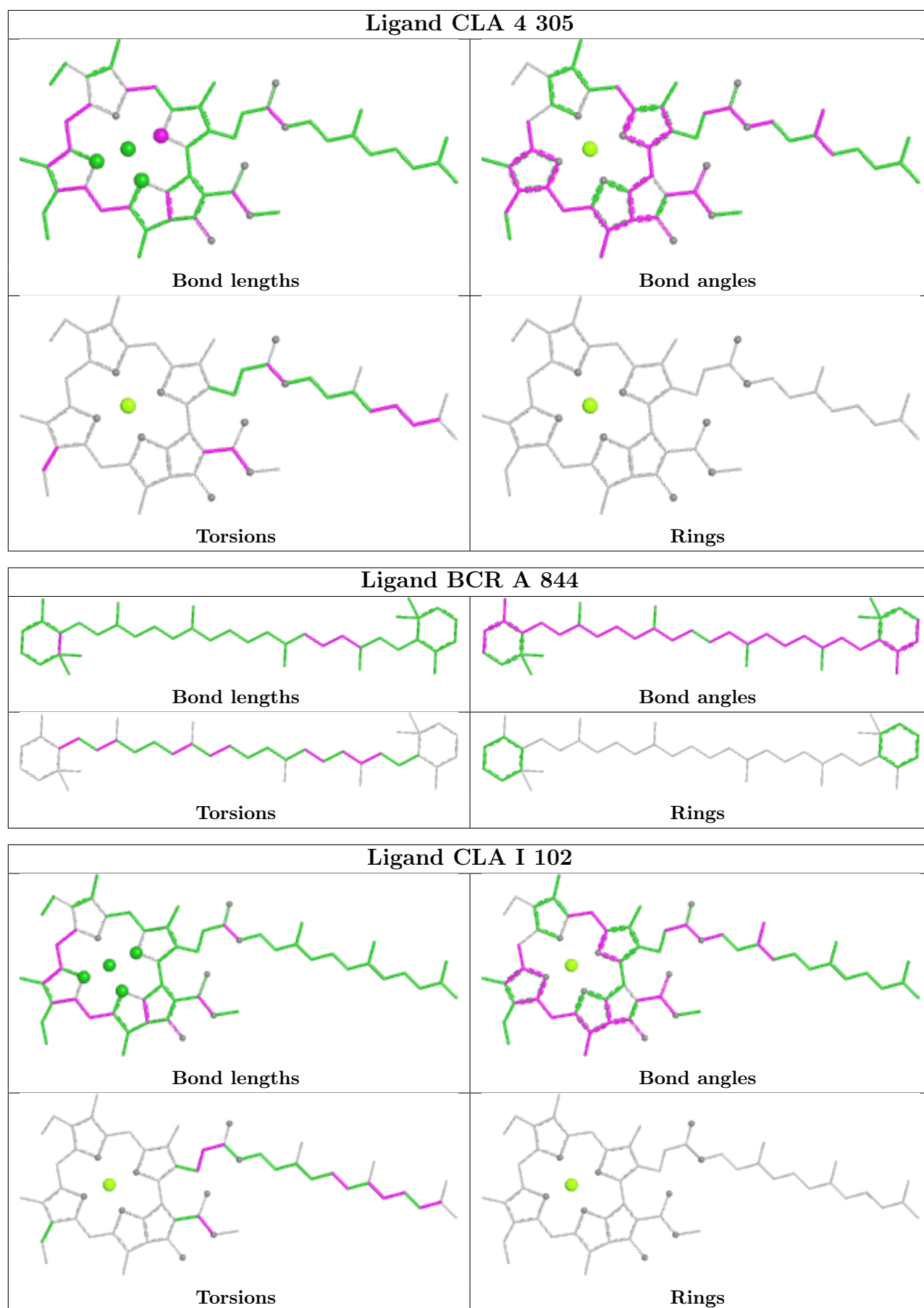




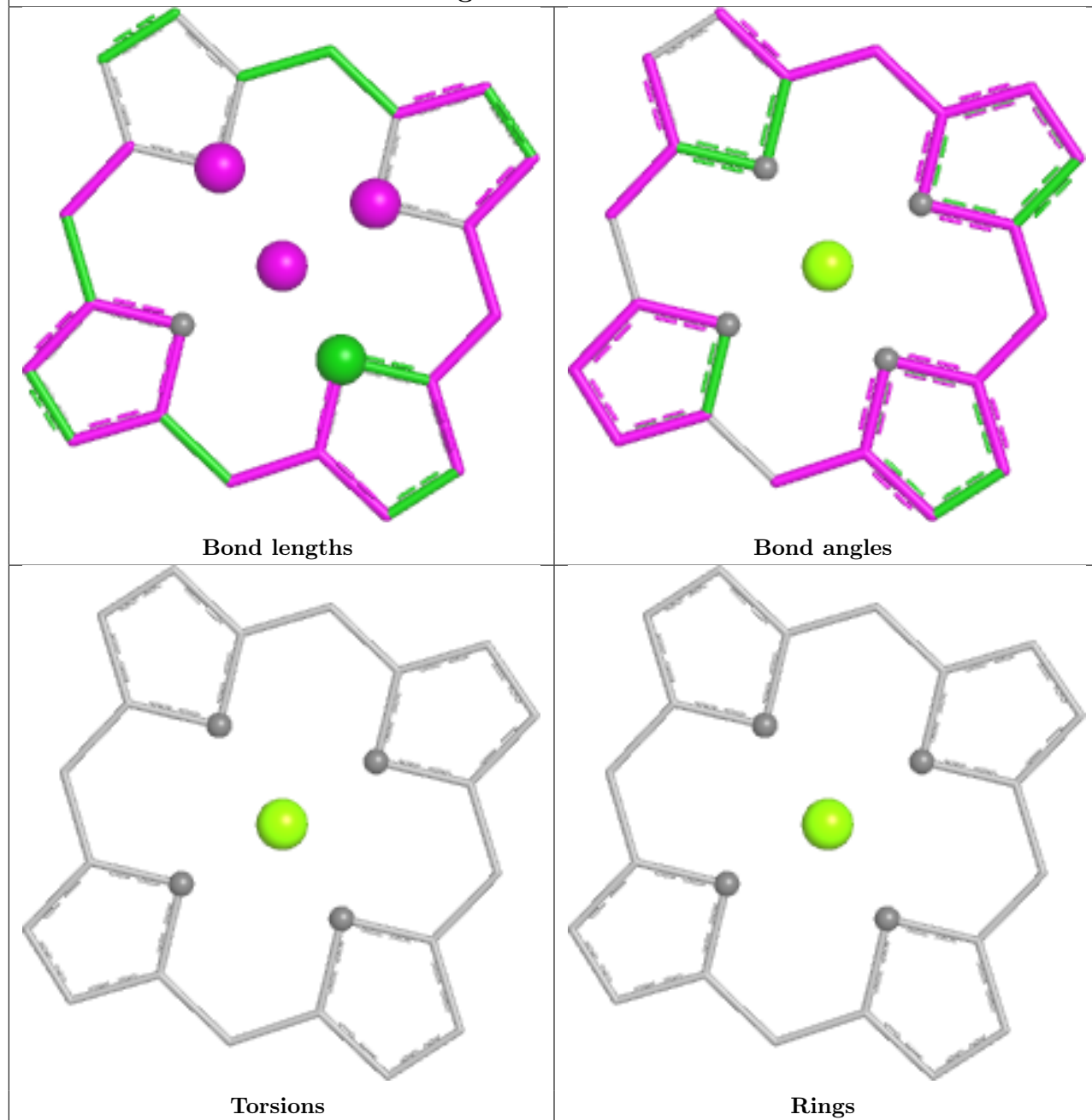


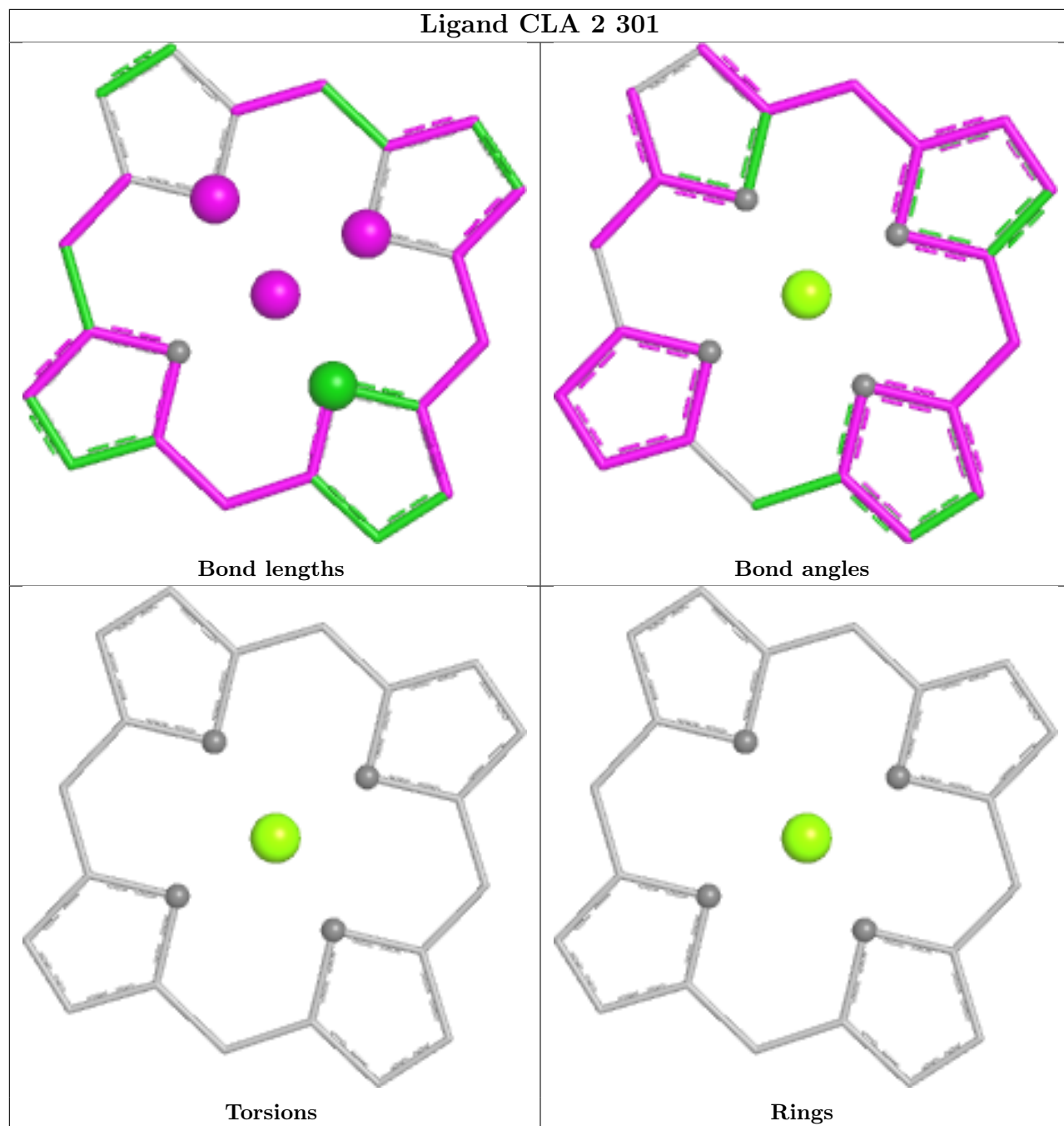


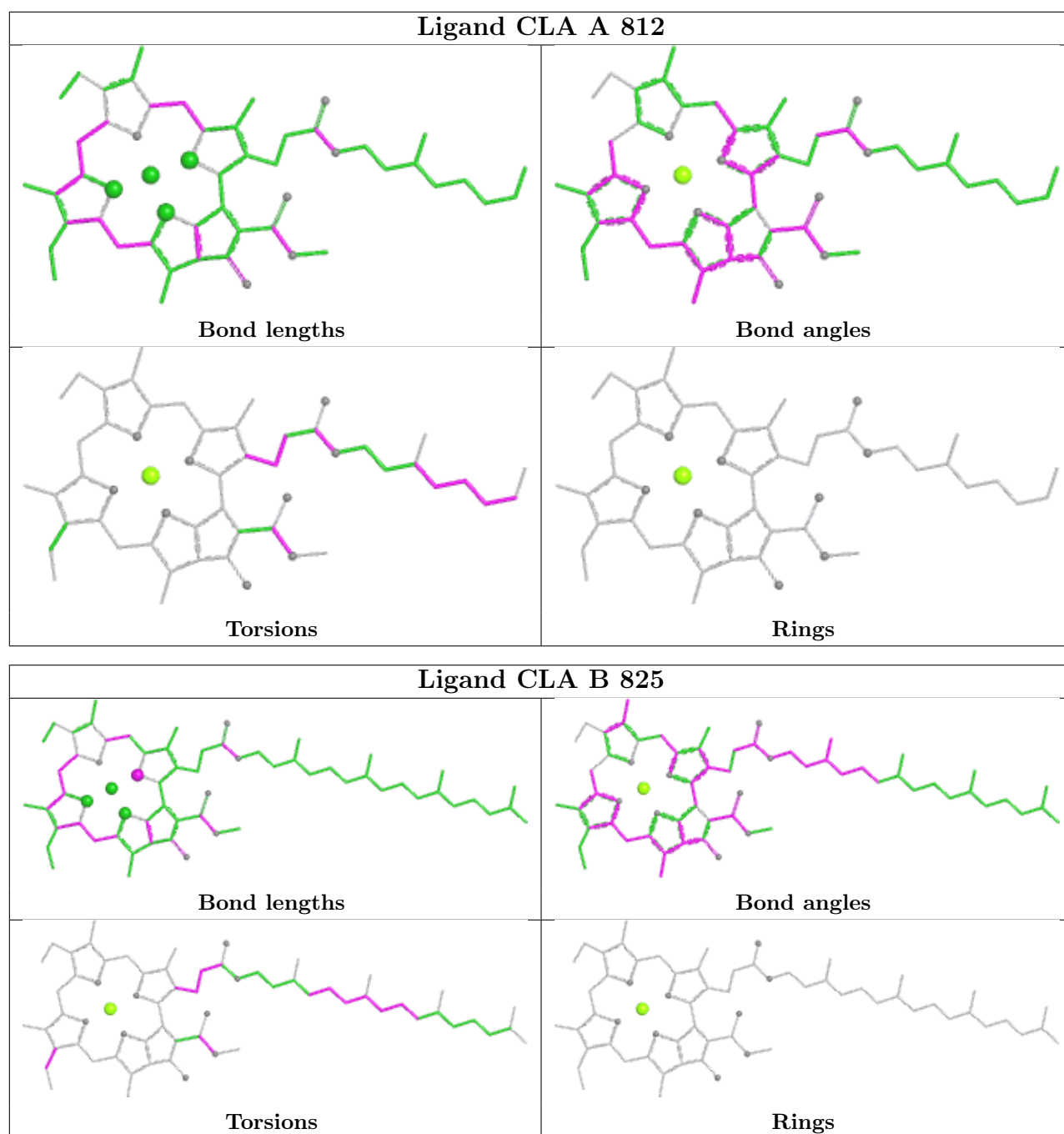


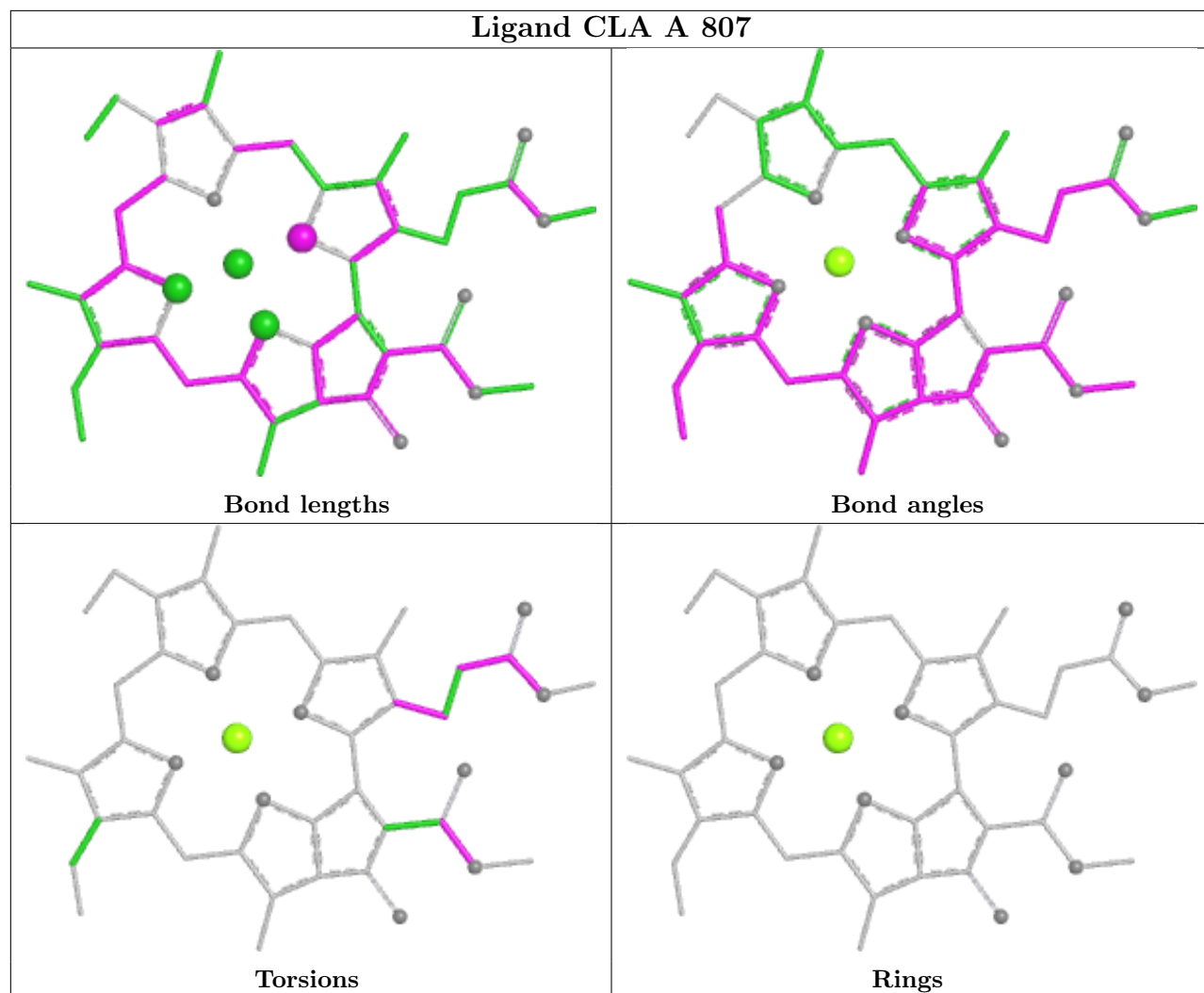


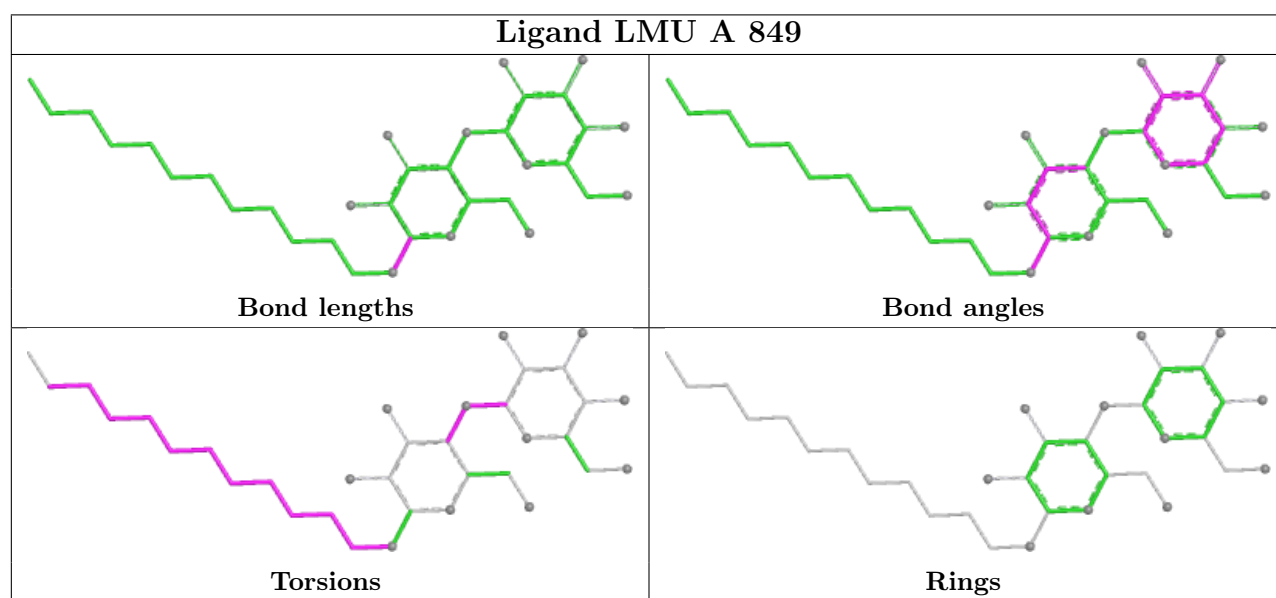
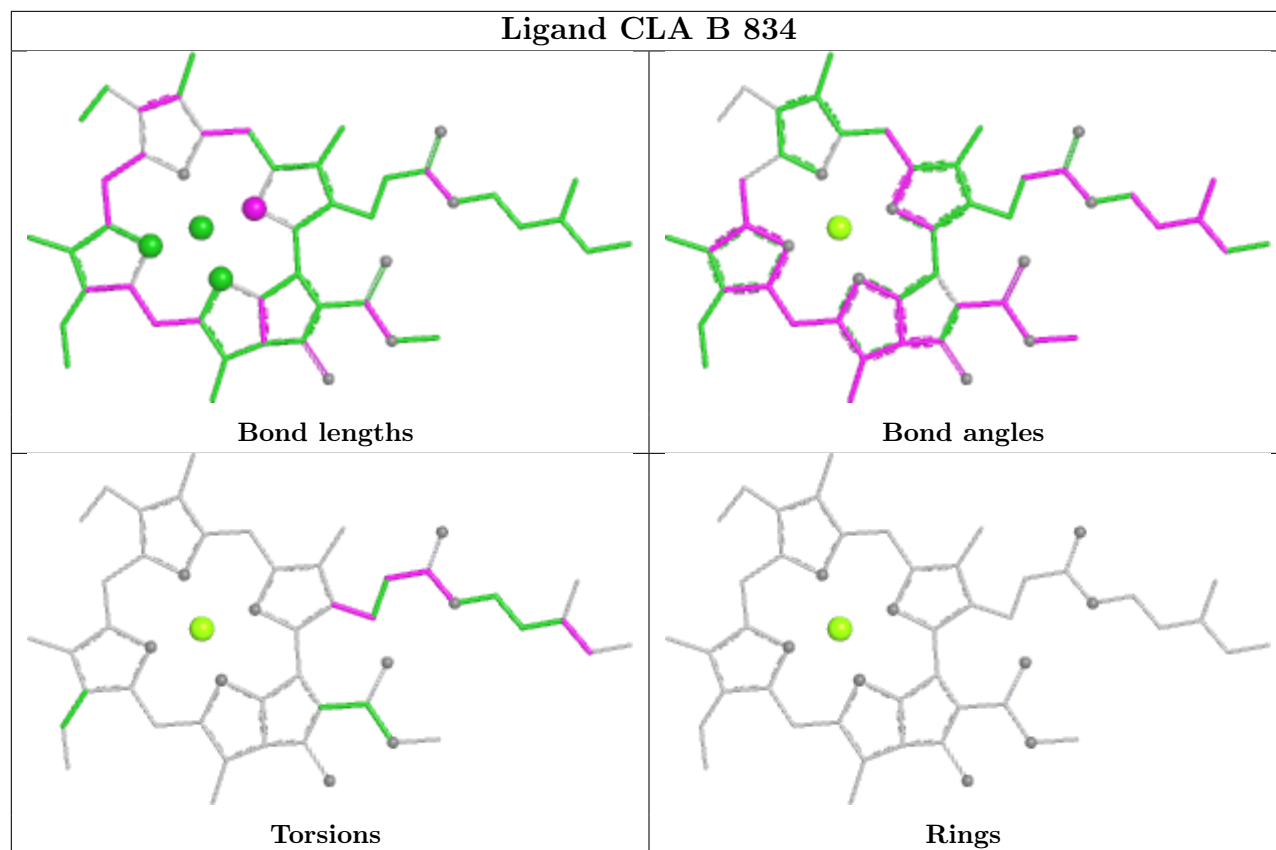
Ligand CLA 4 310

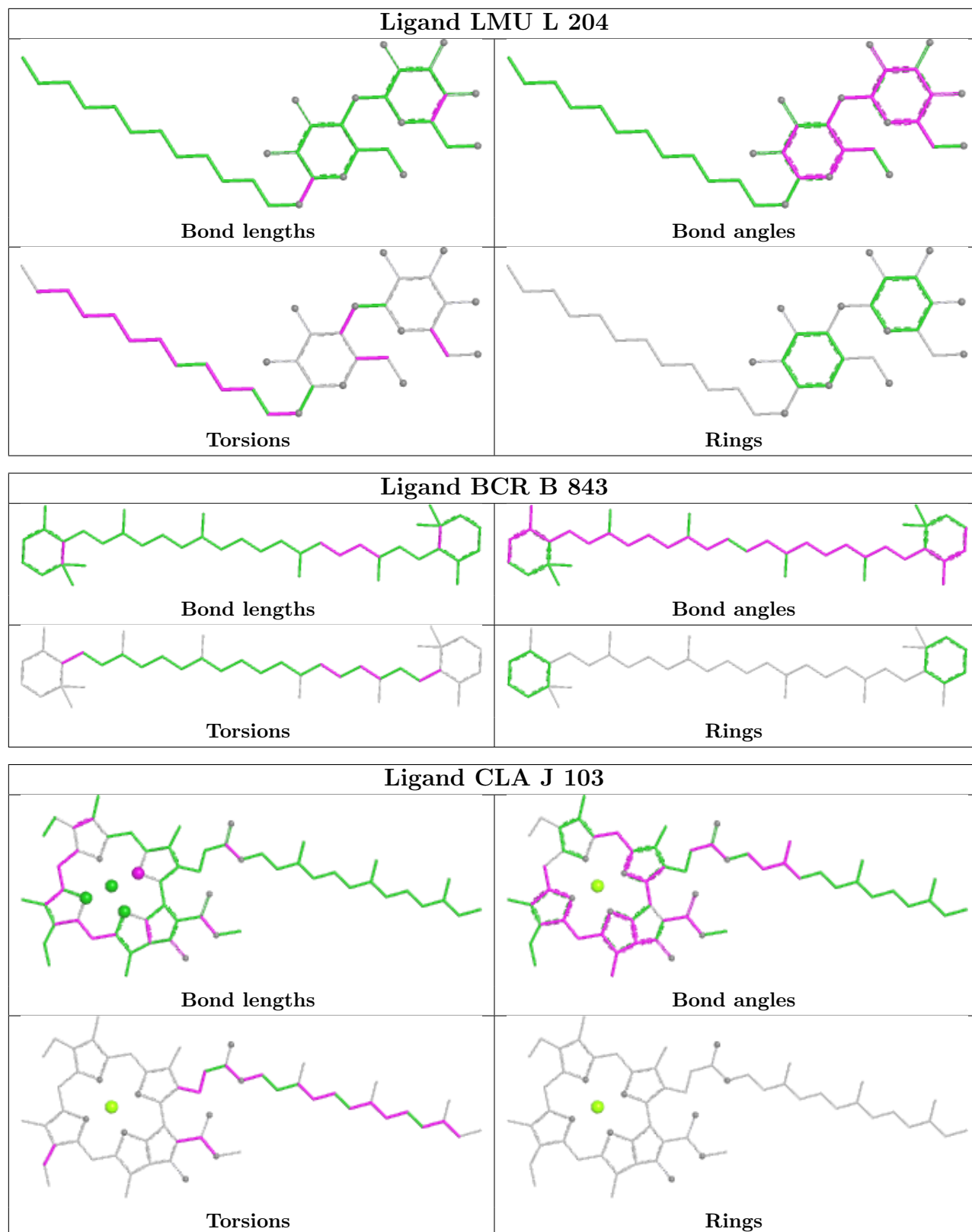


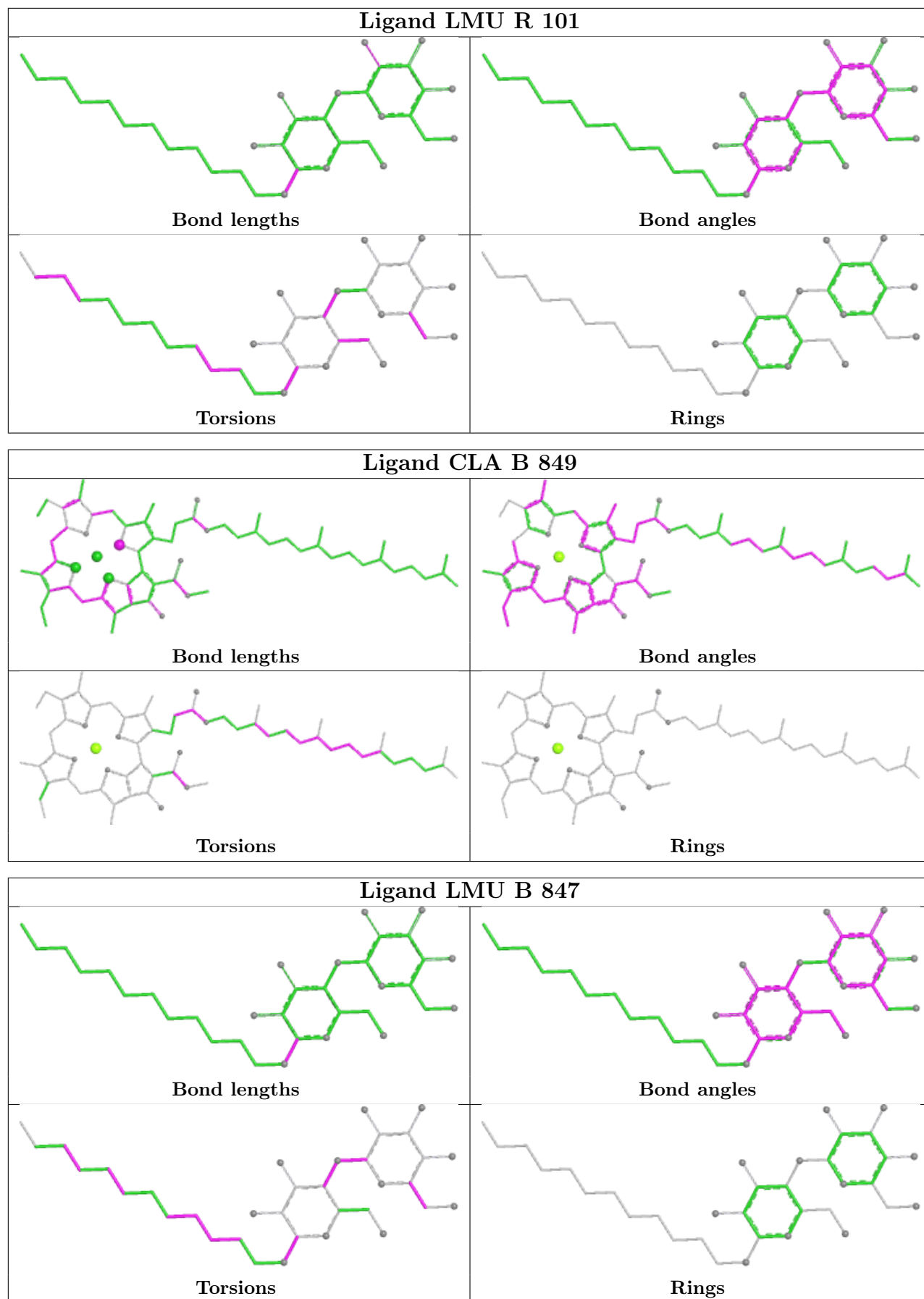


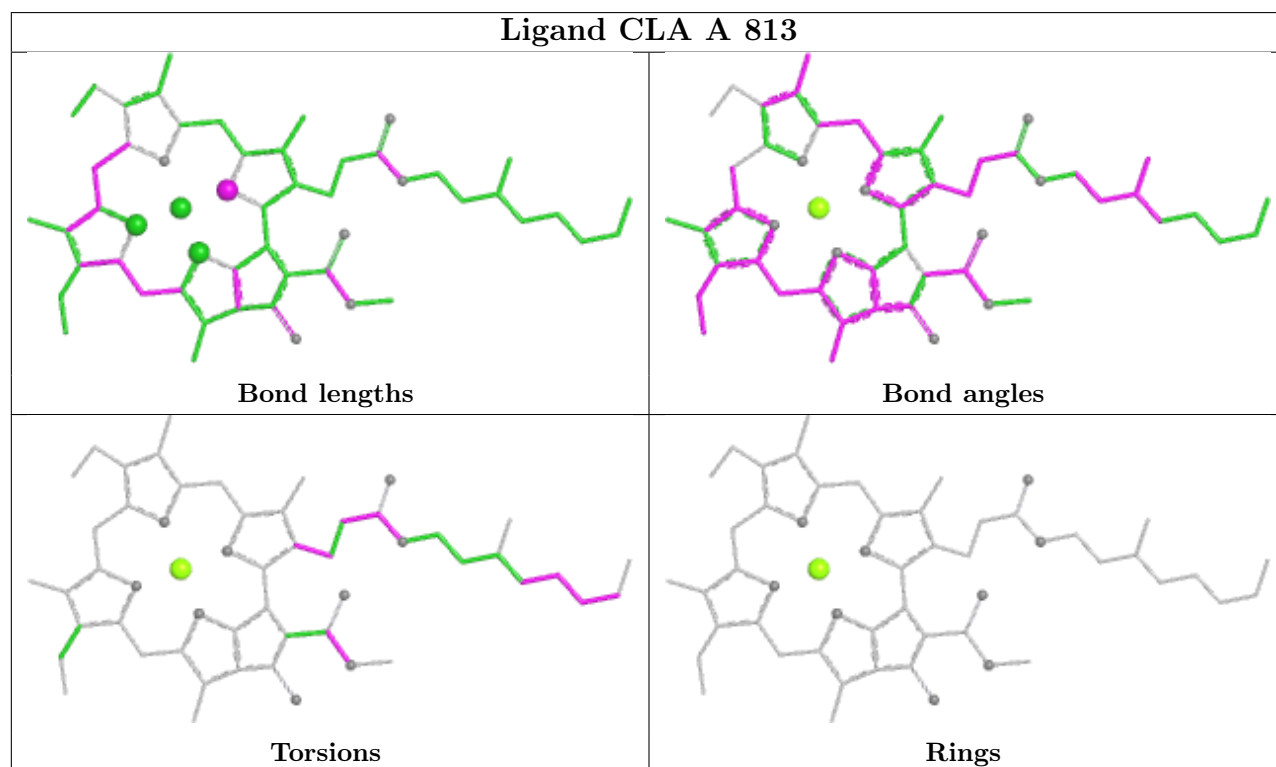
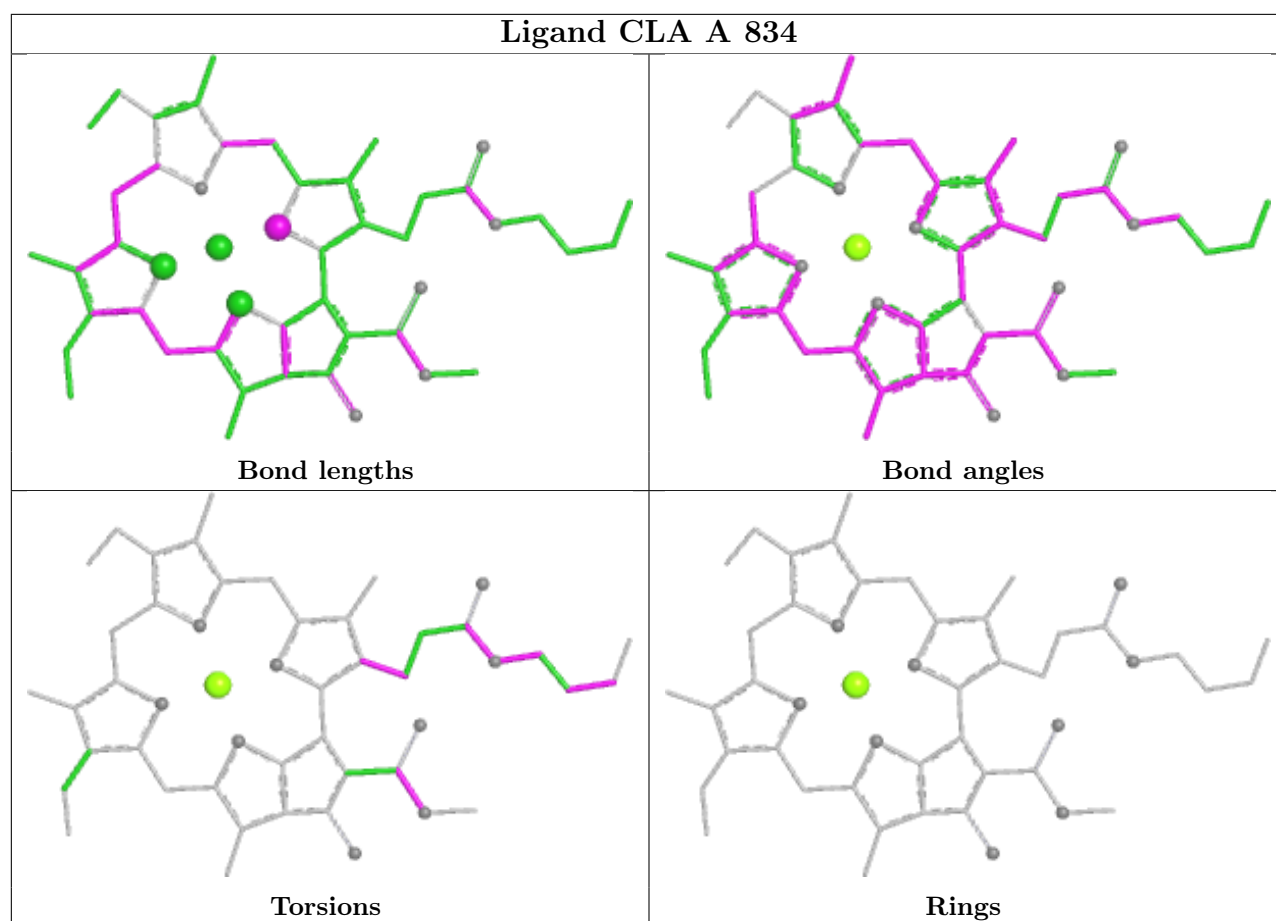


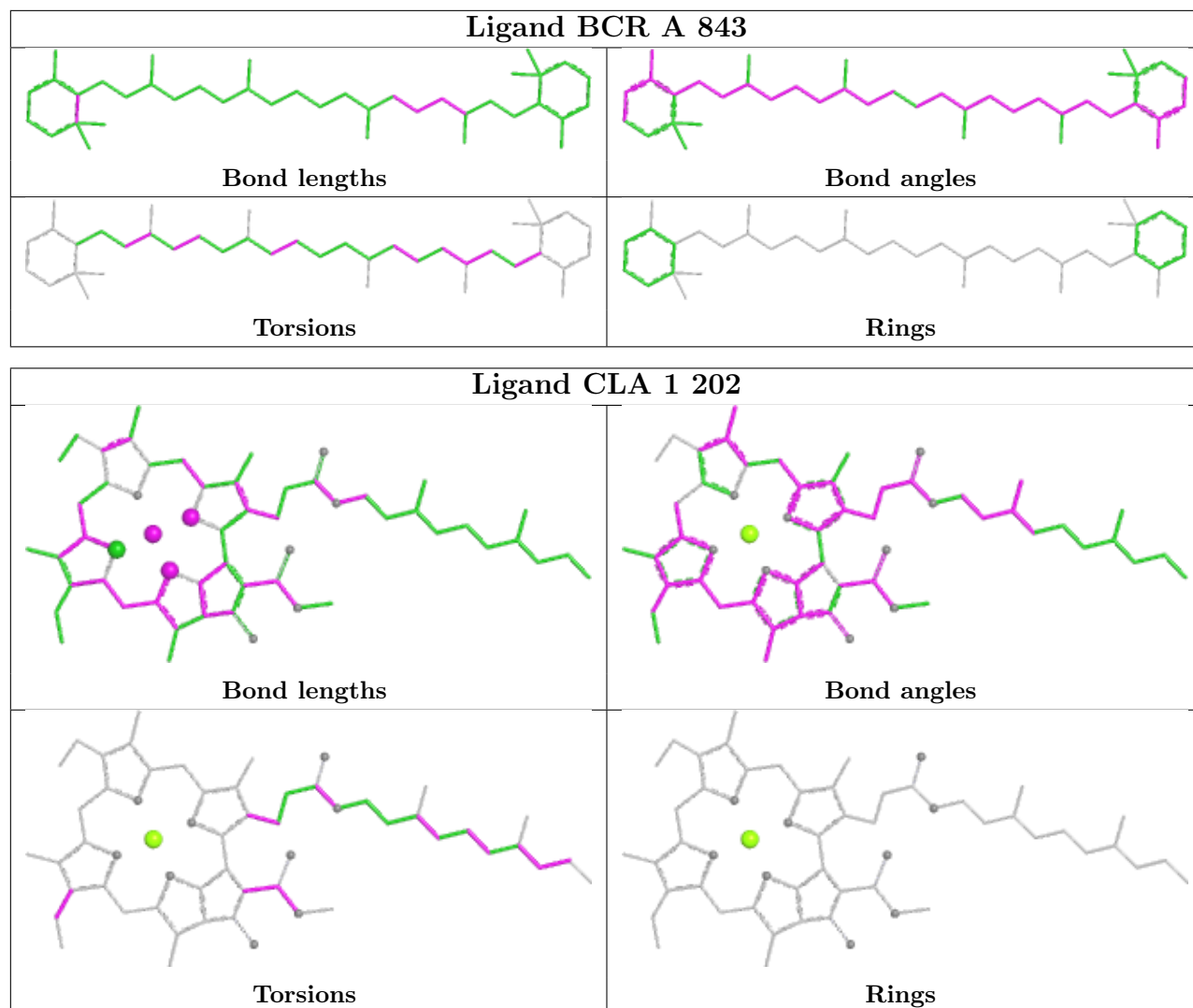


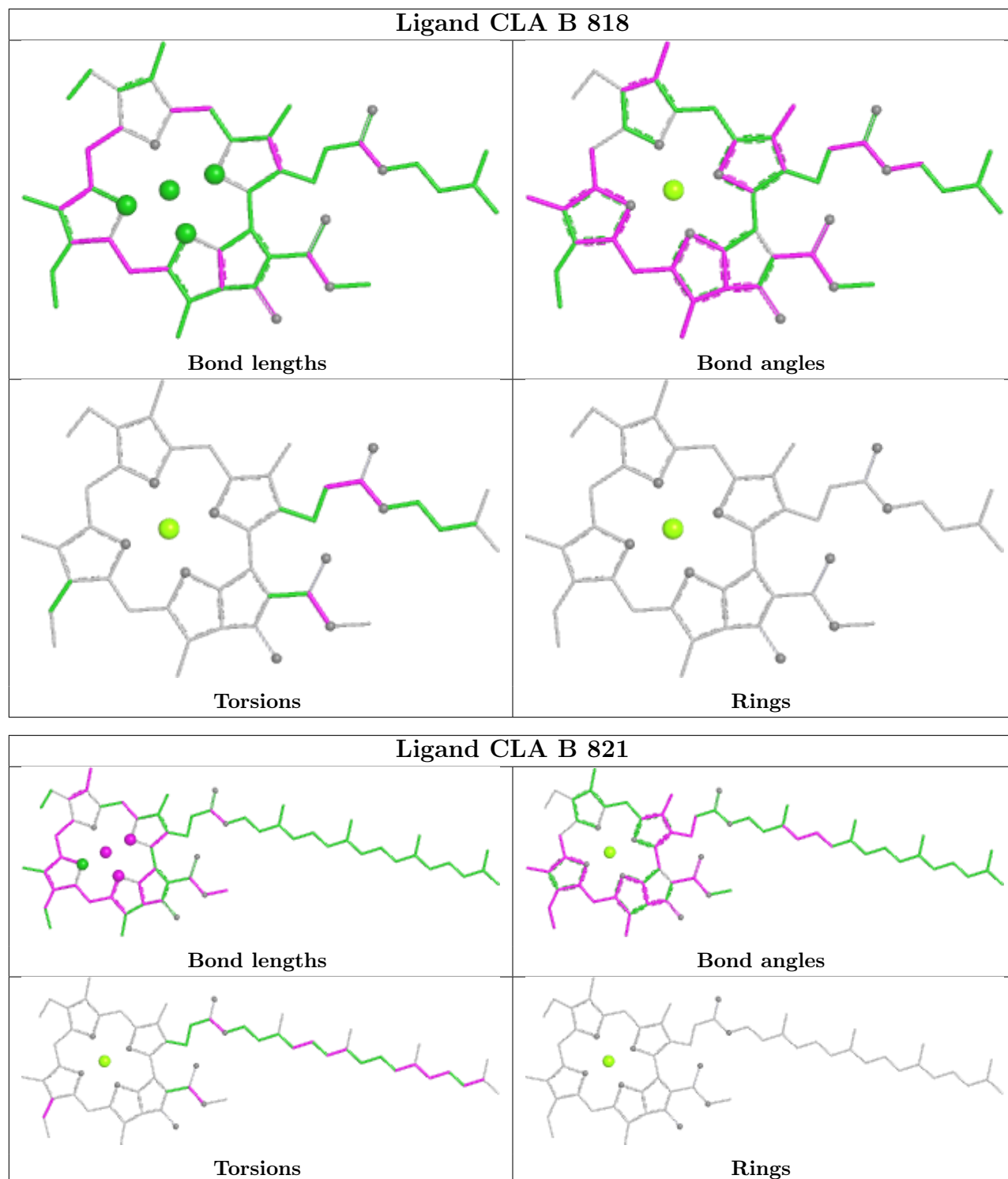


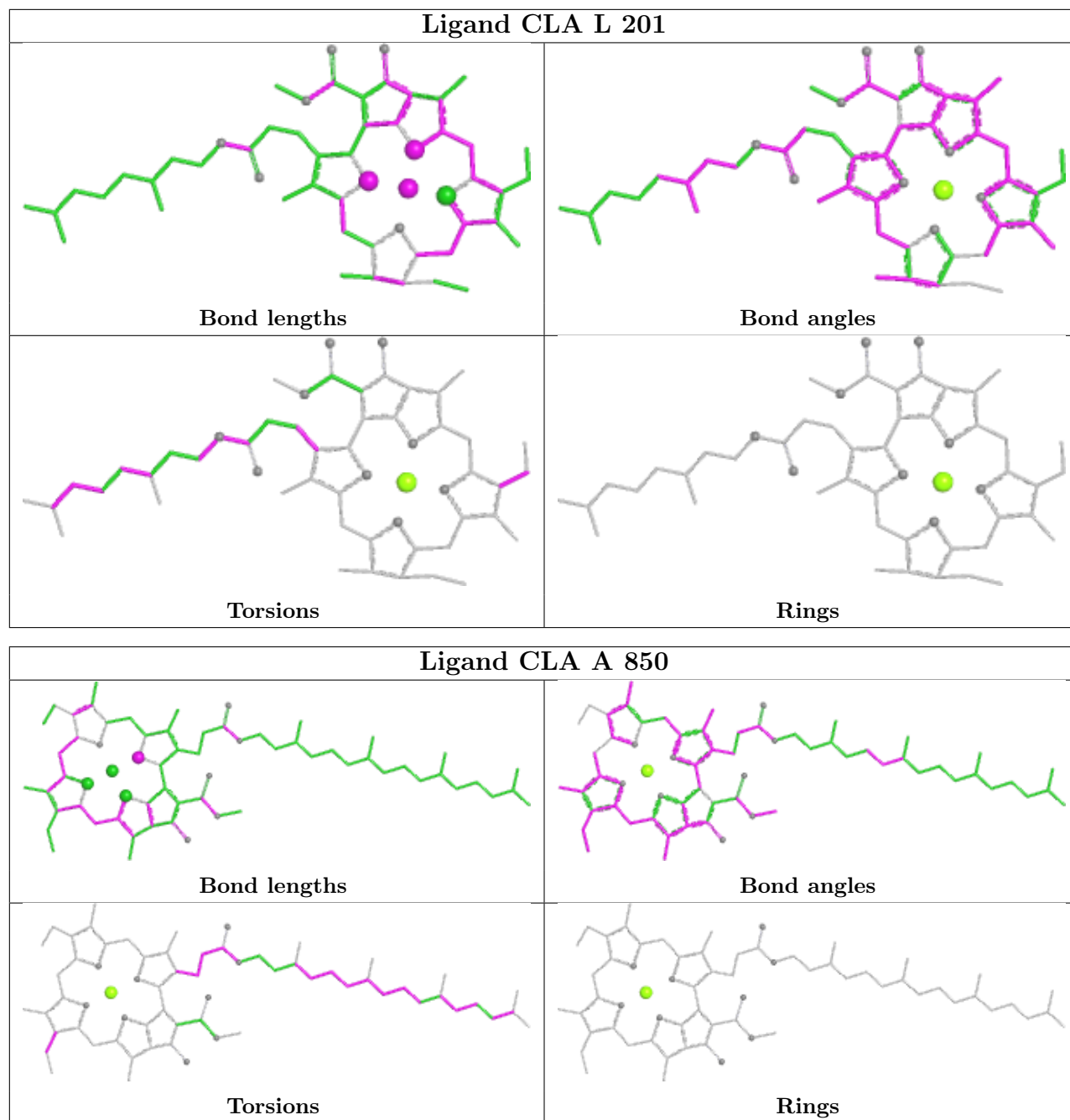


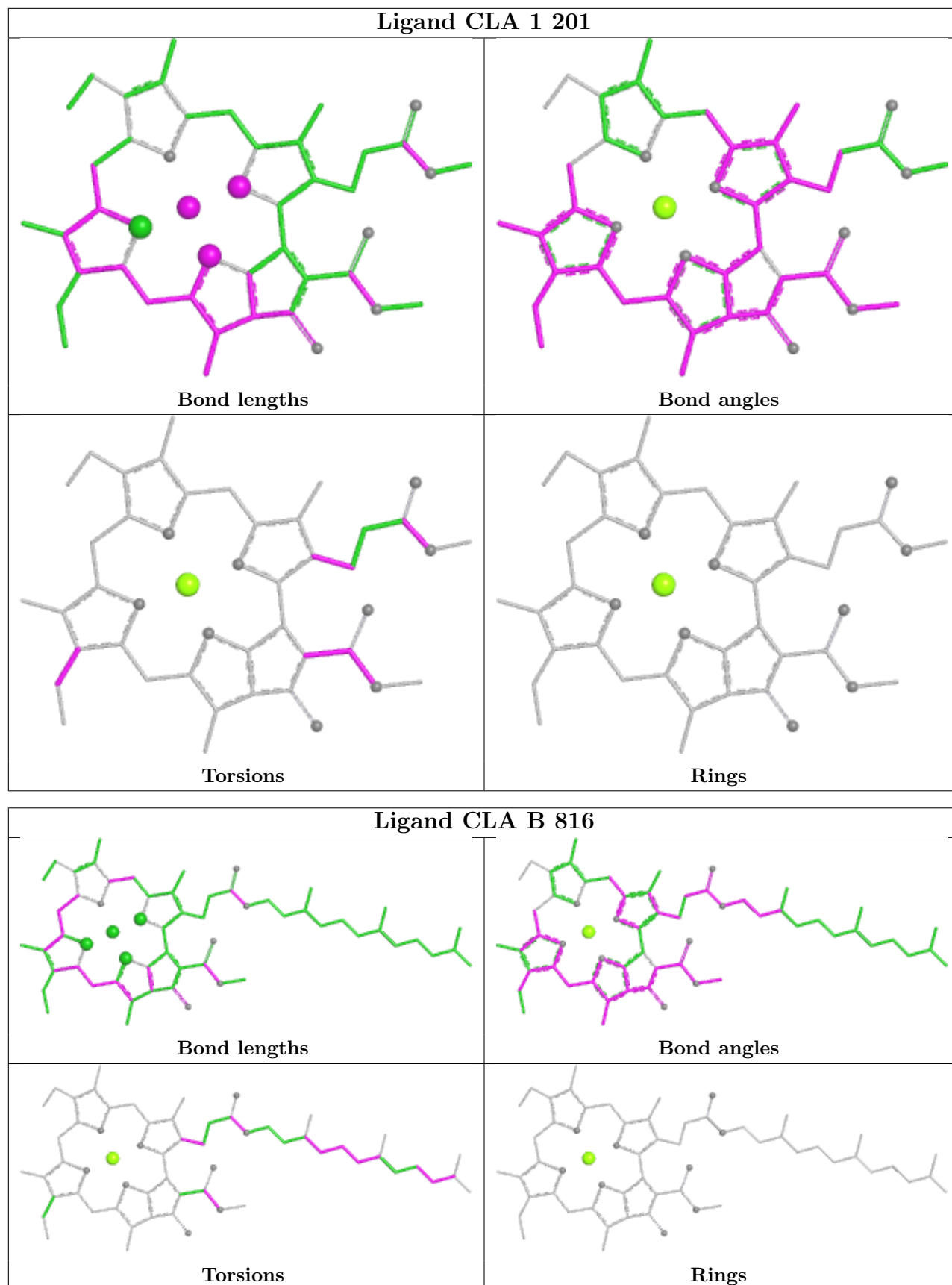


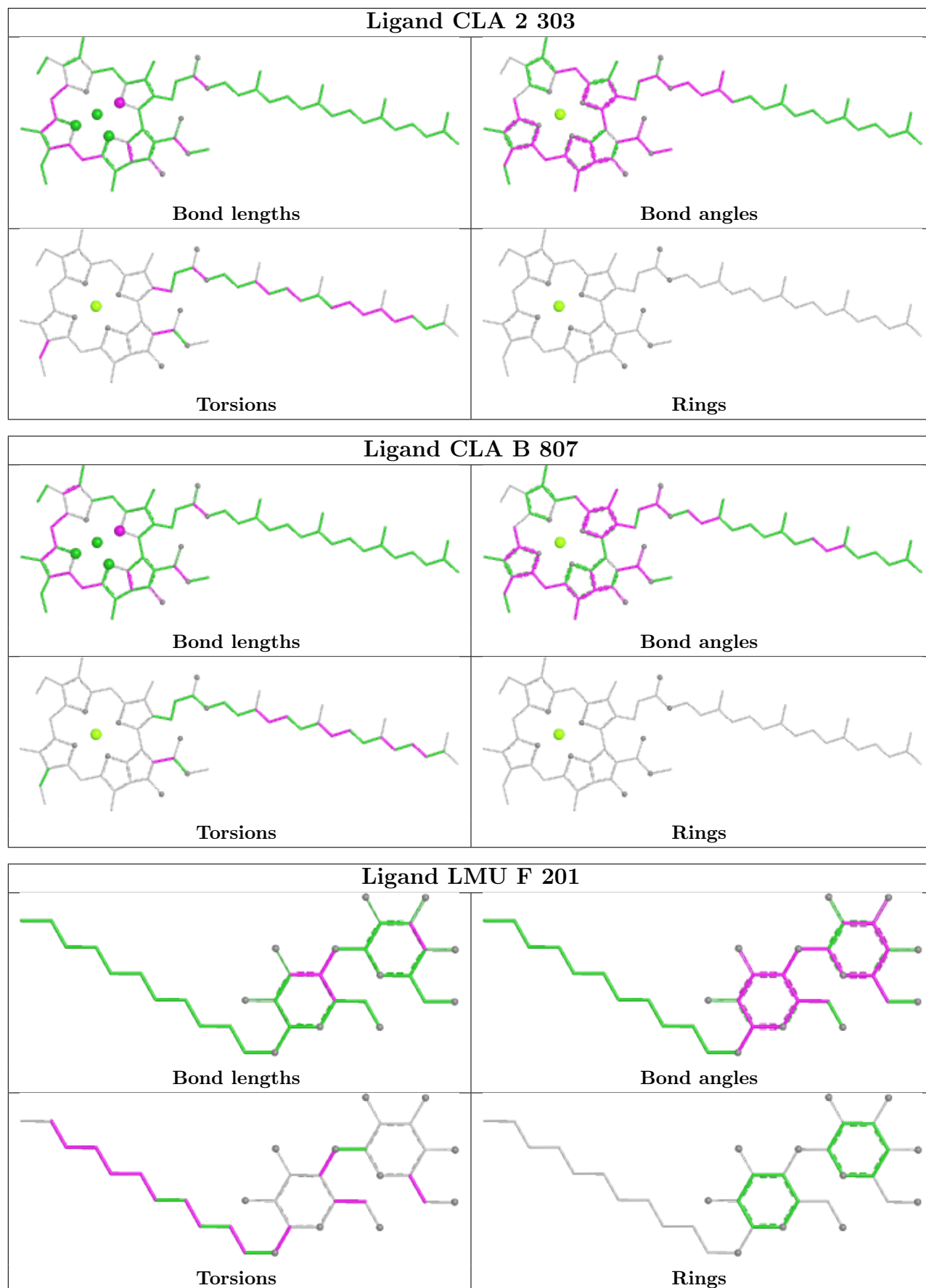


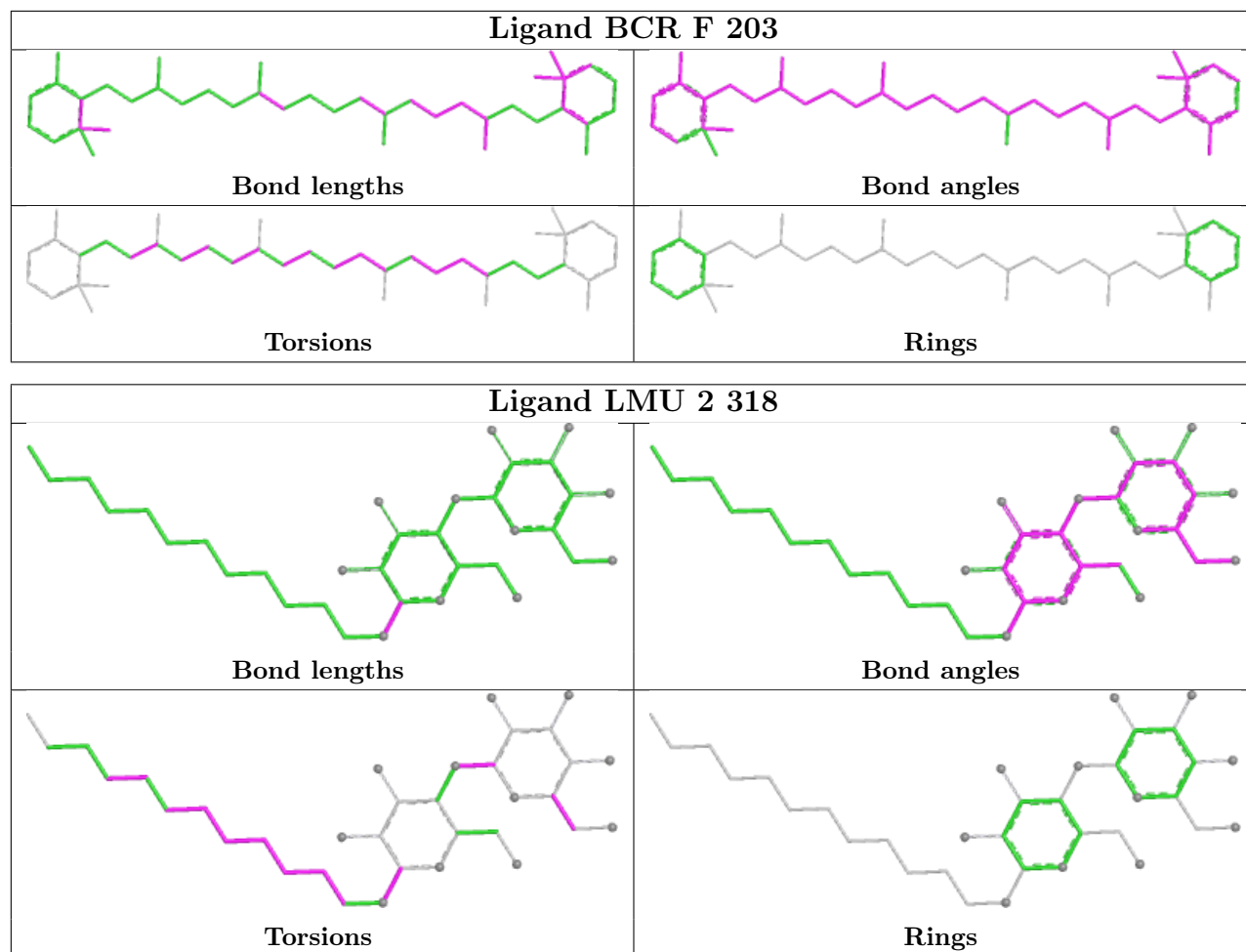


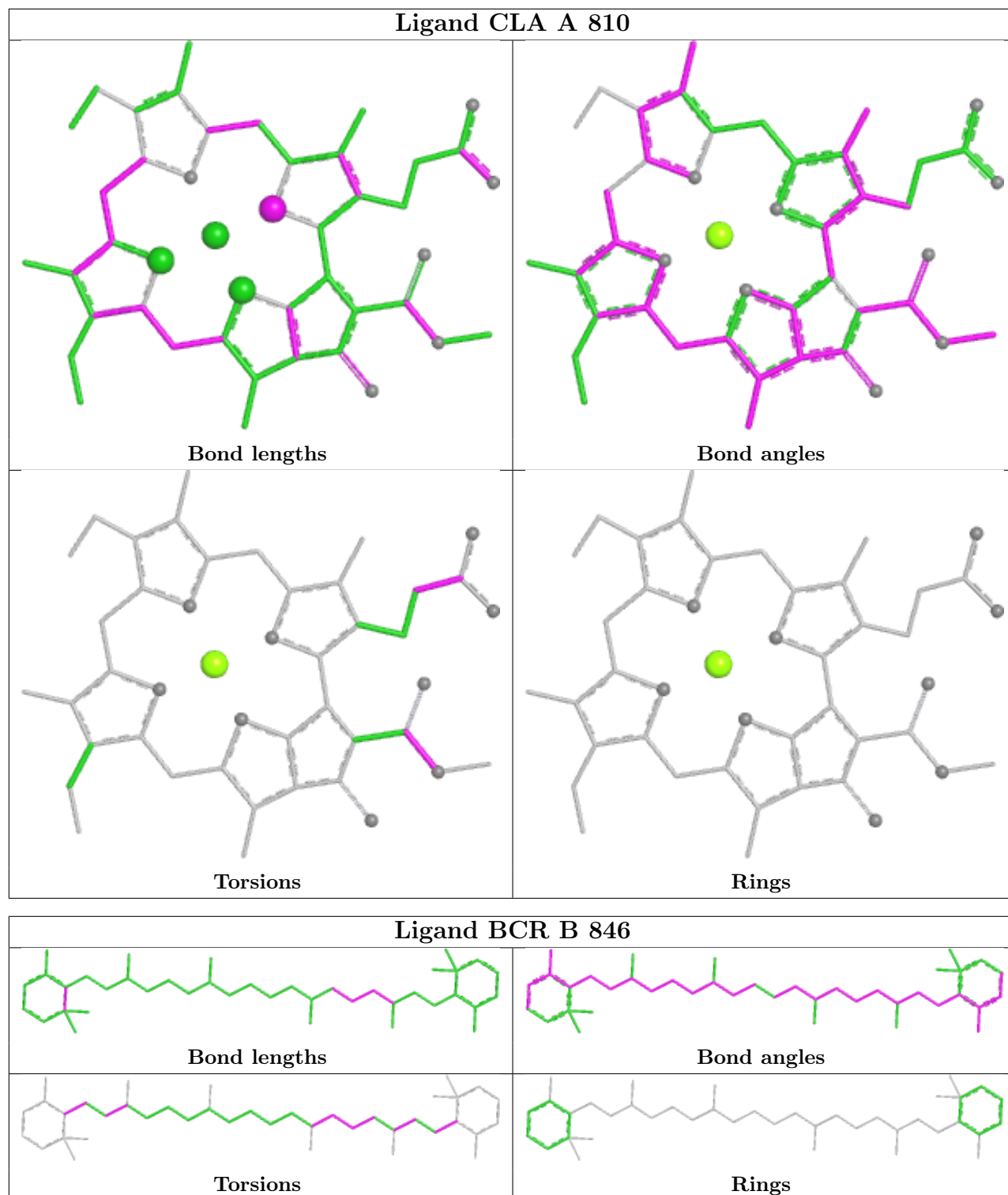


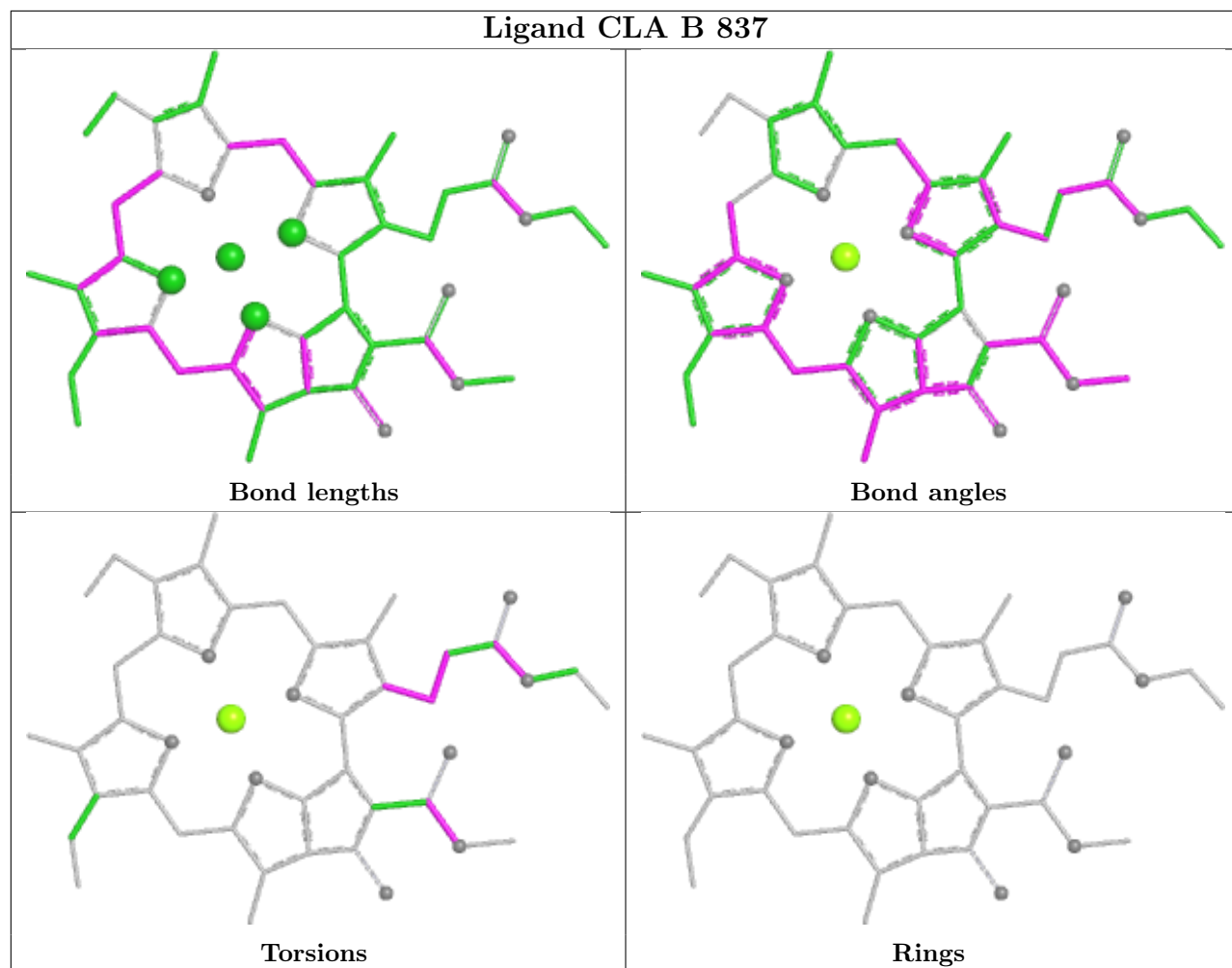


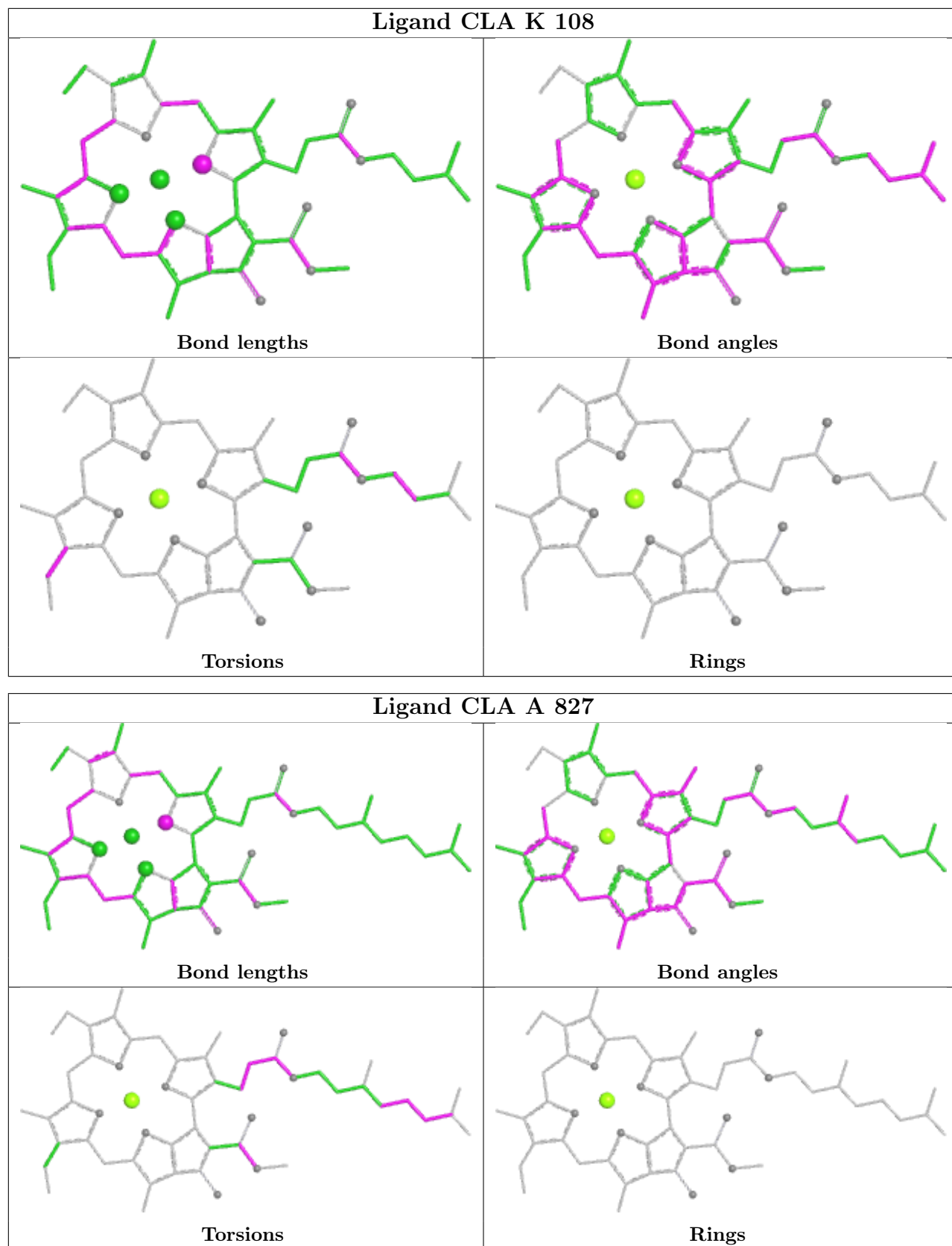


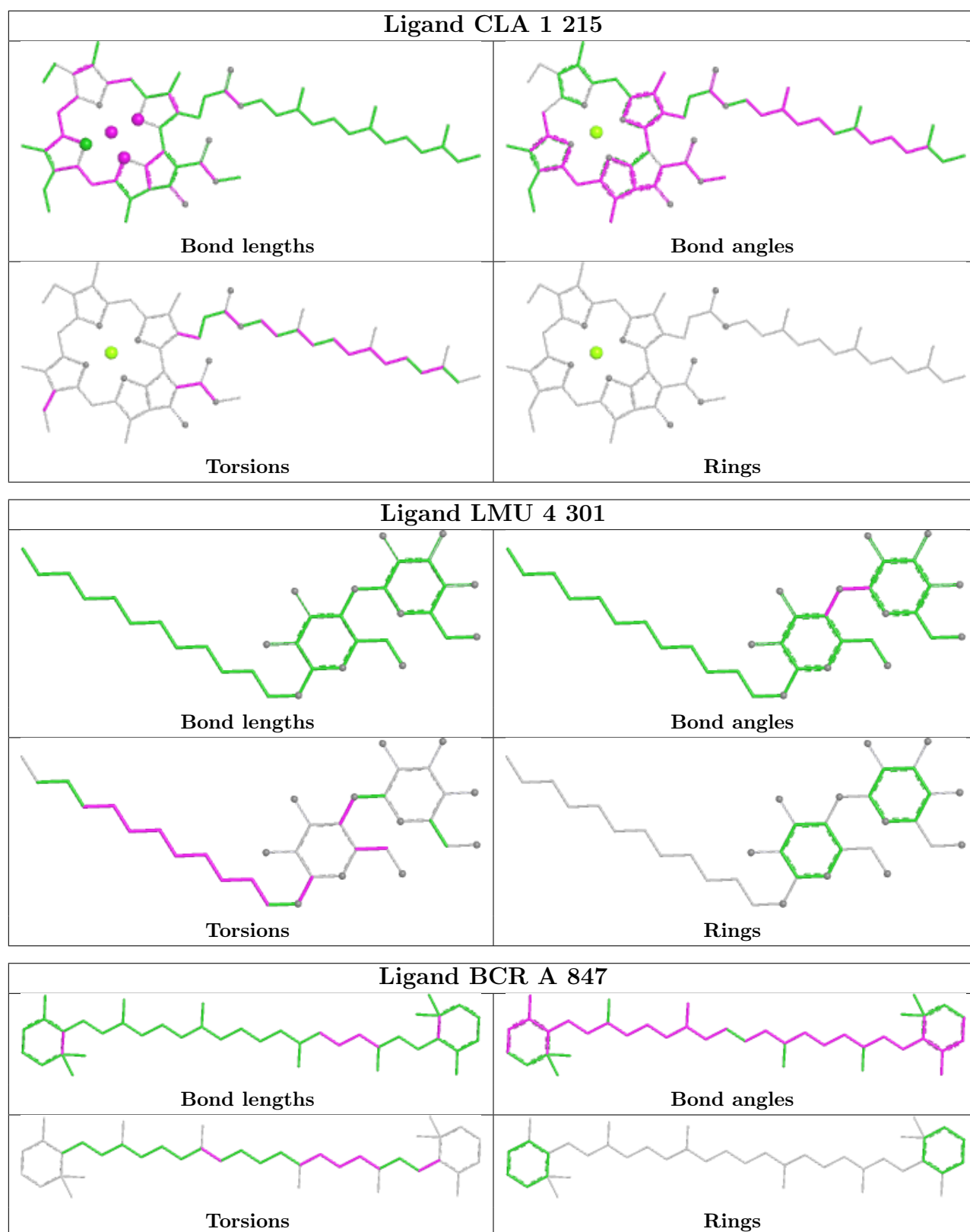


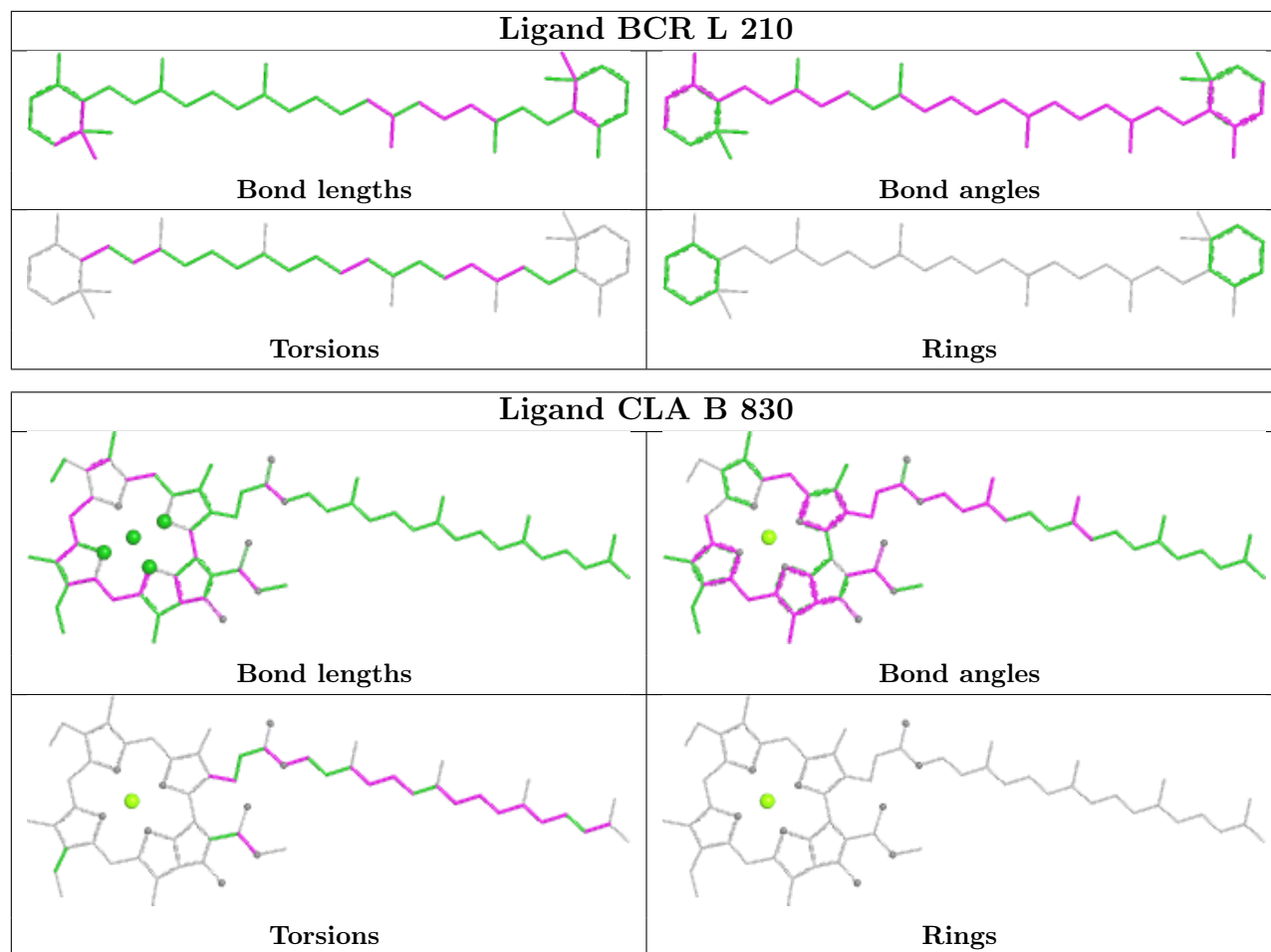


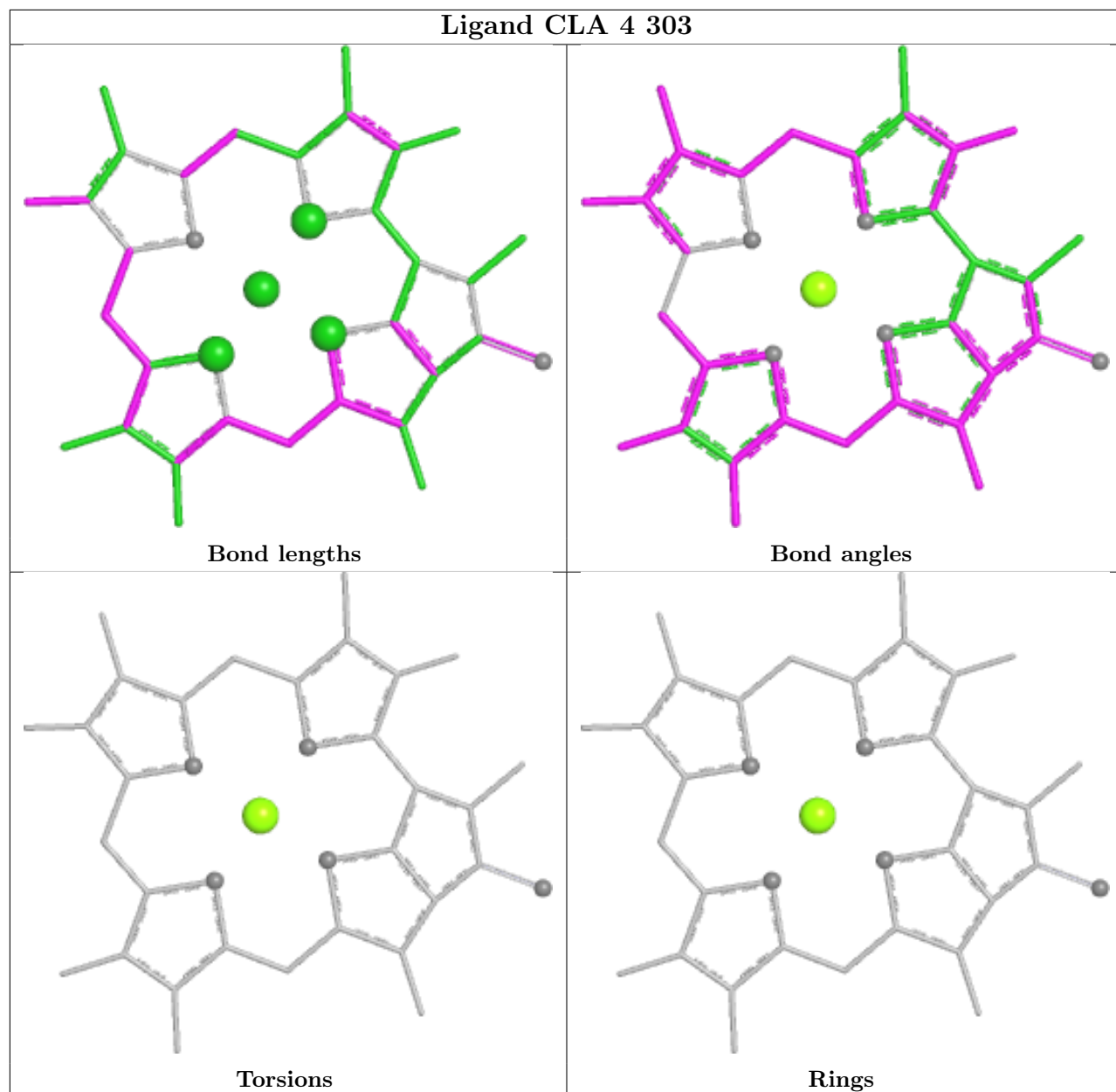


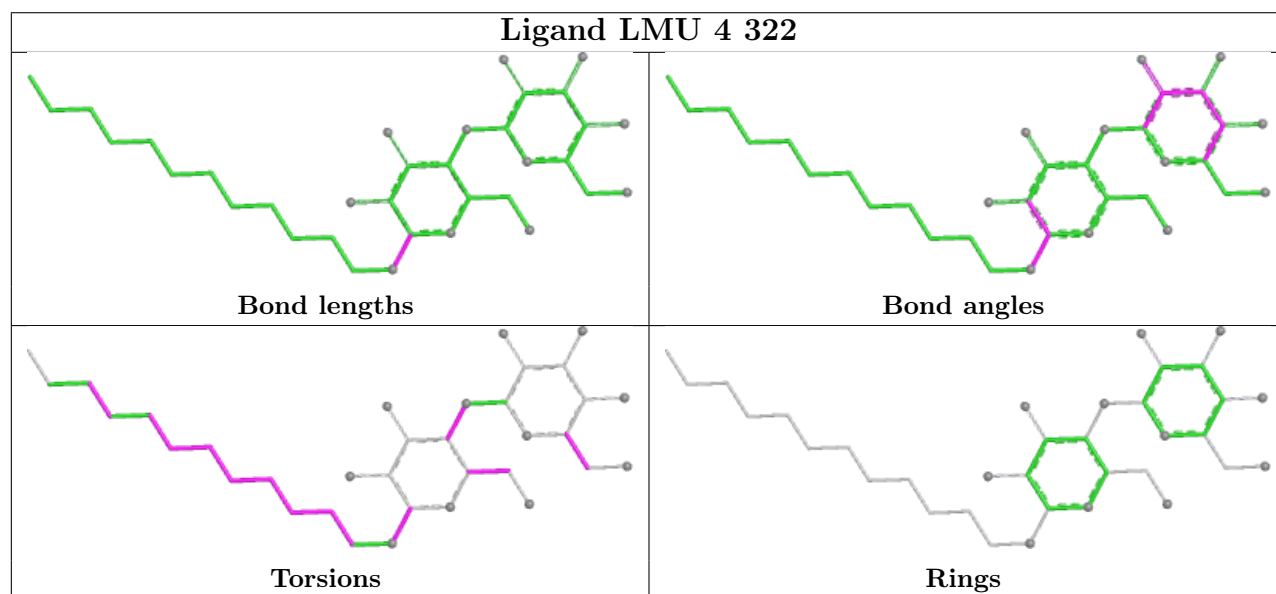
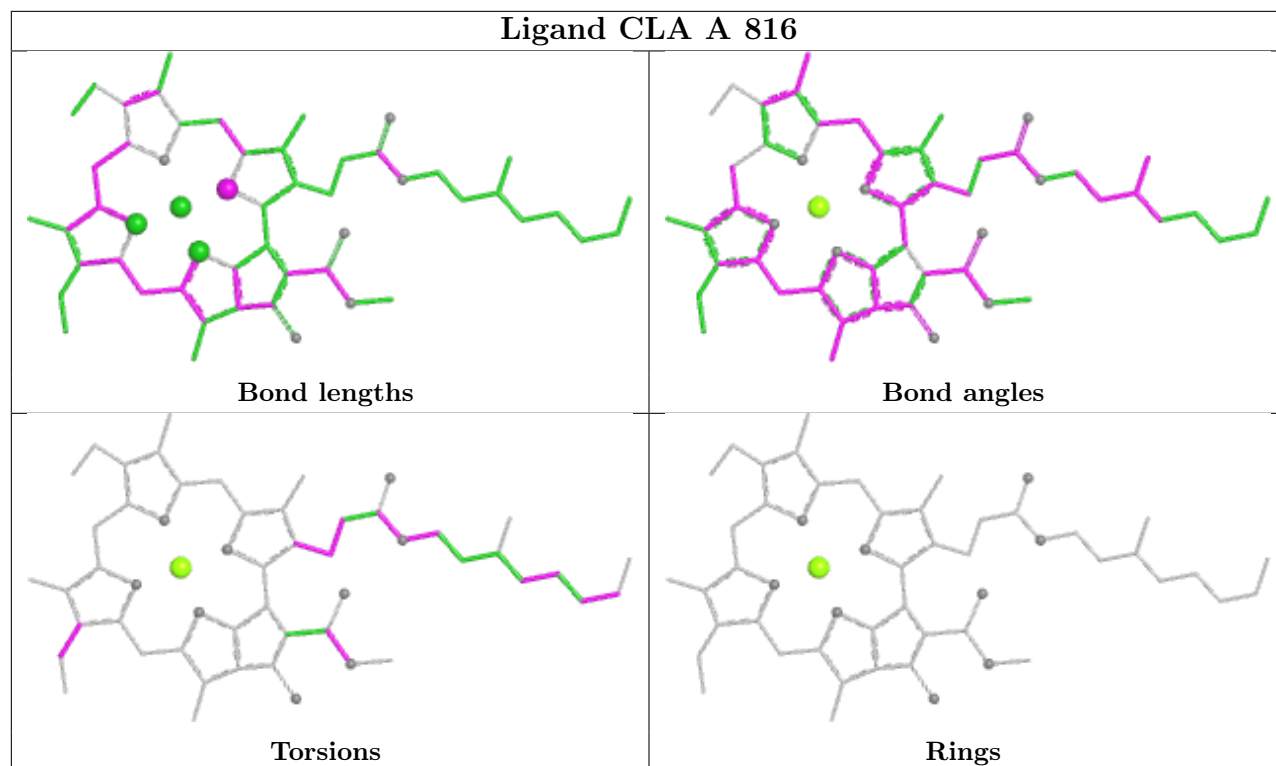


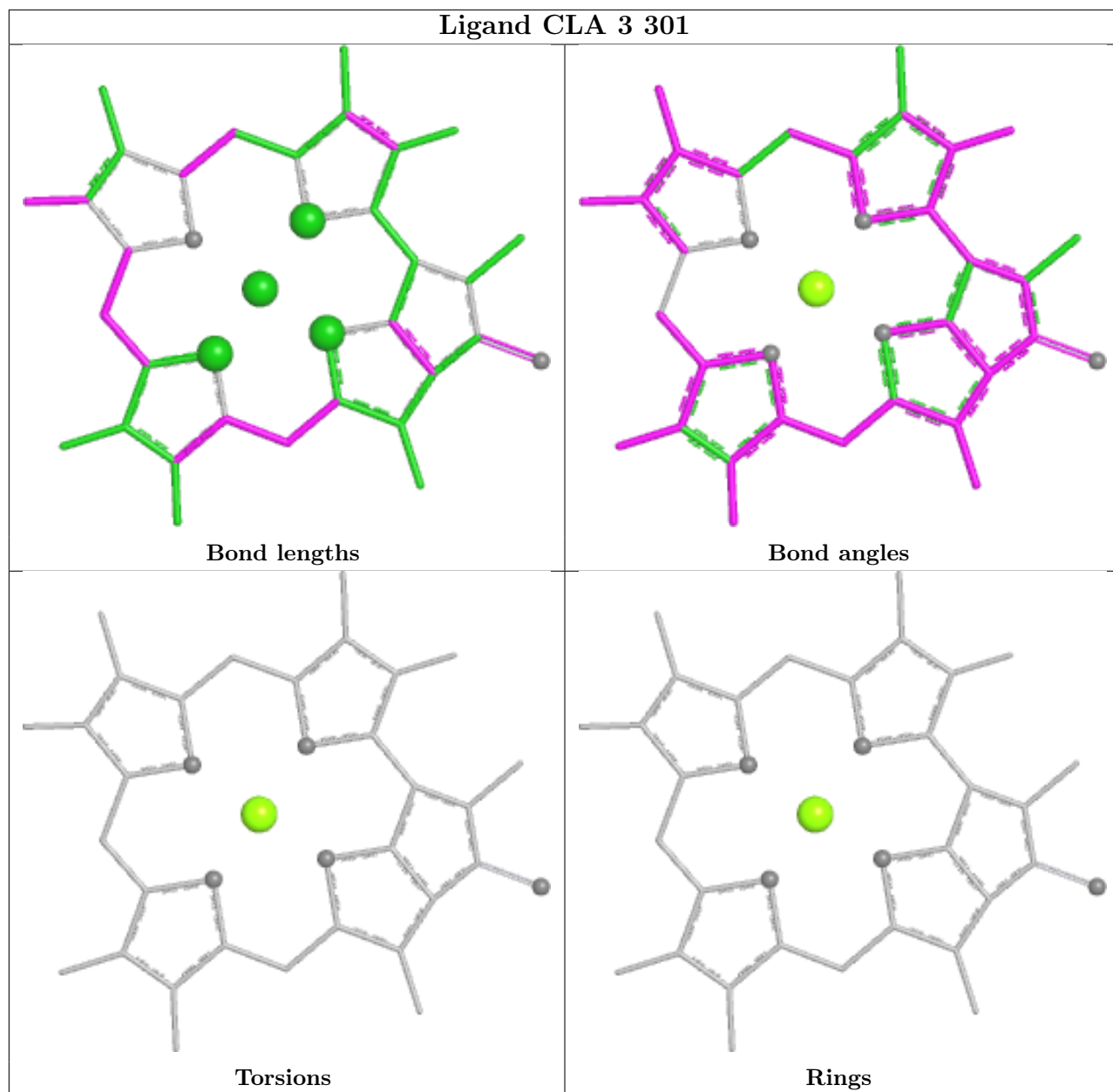


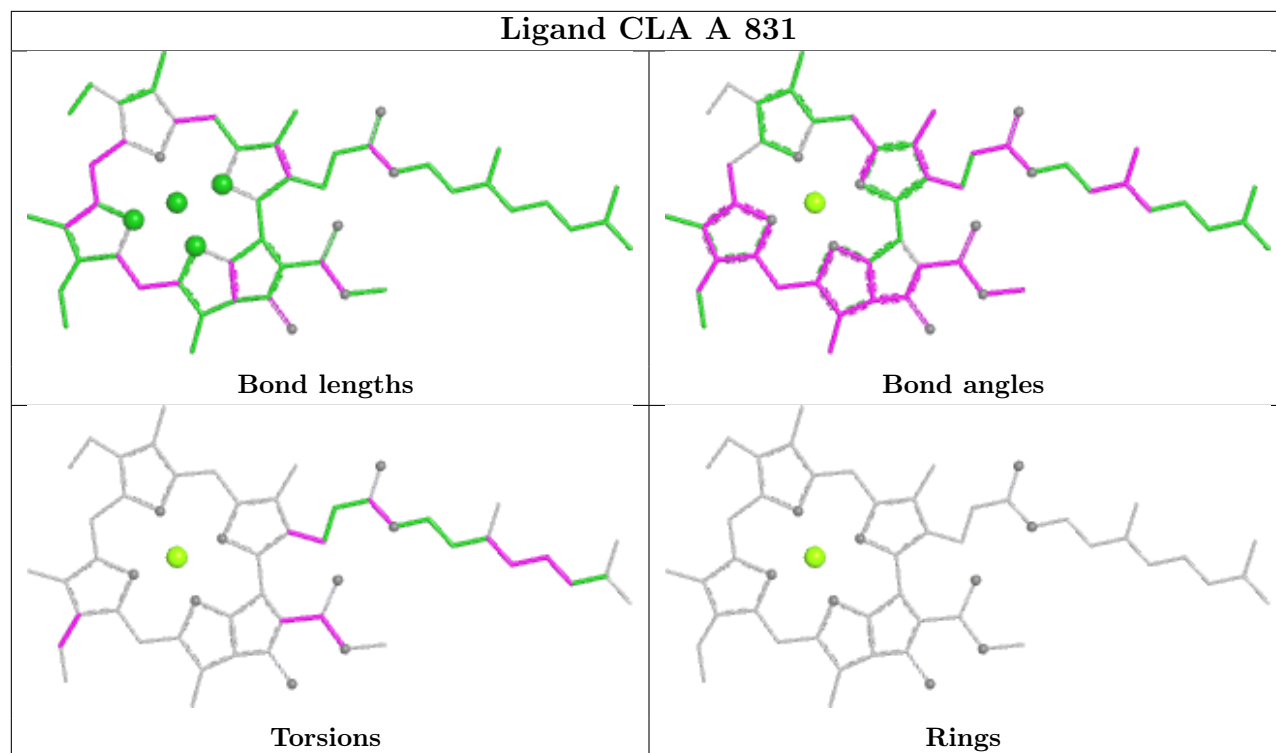




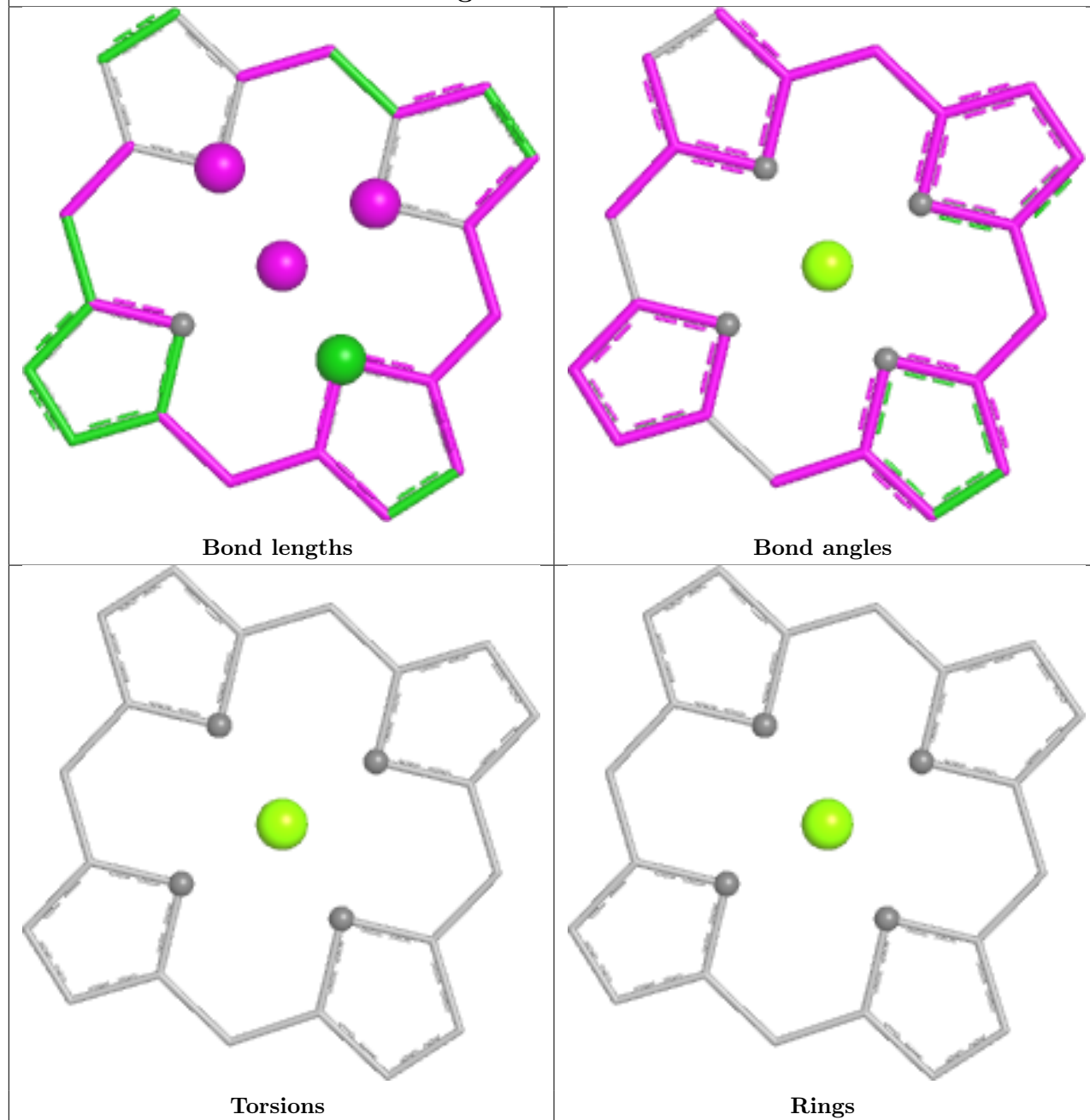




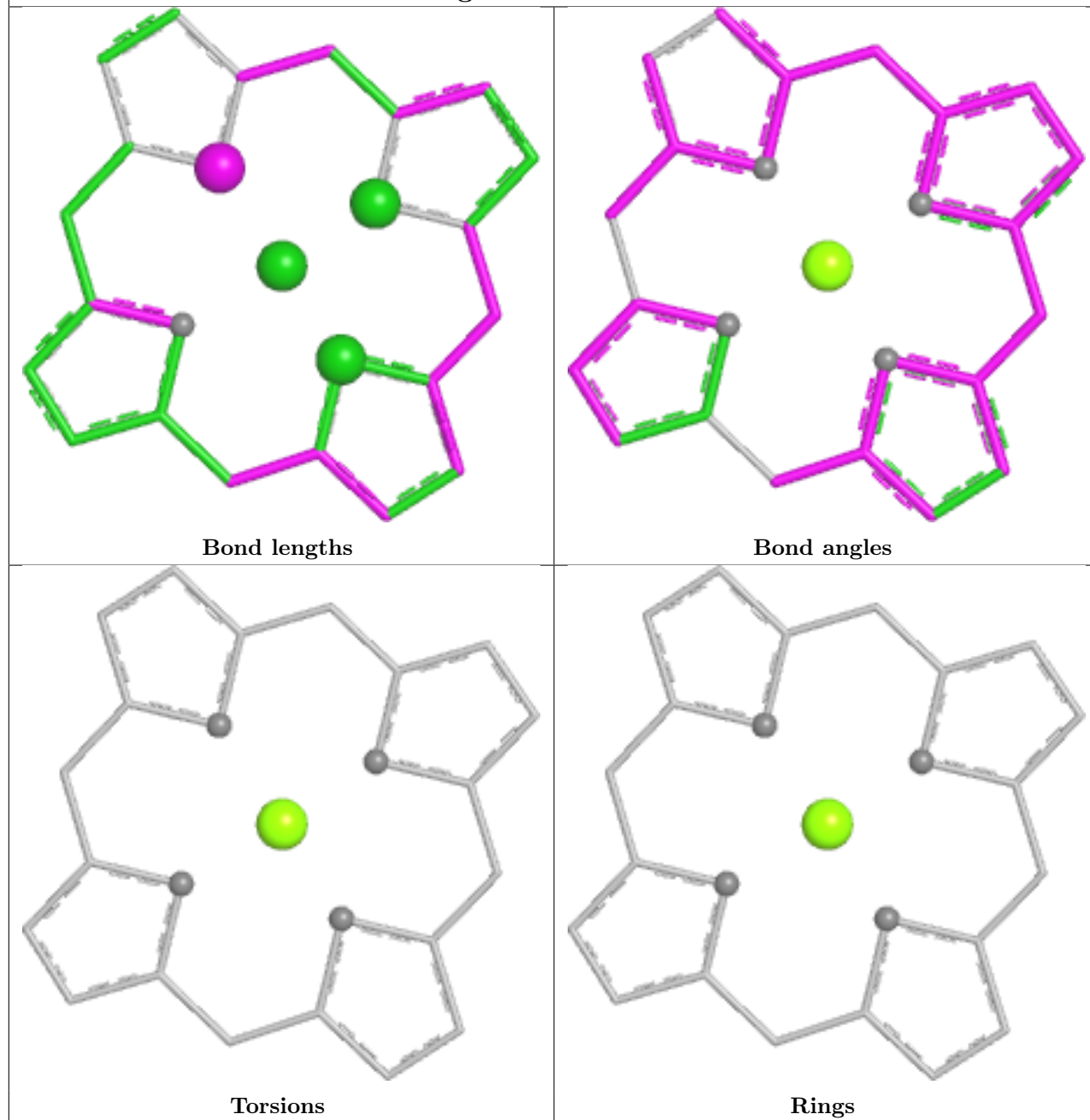


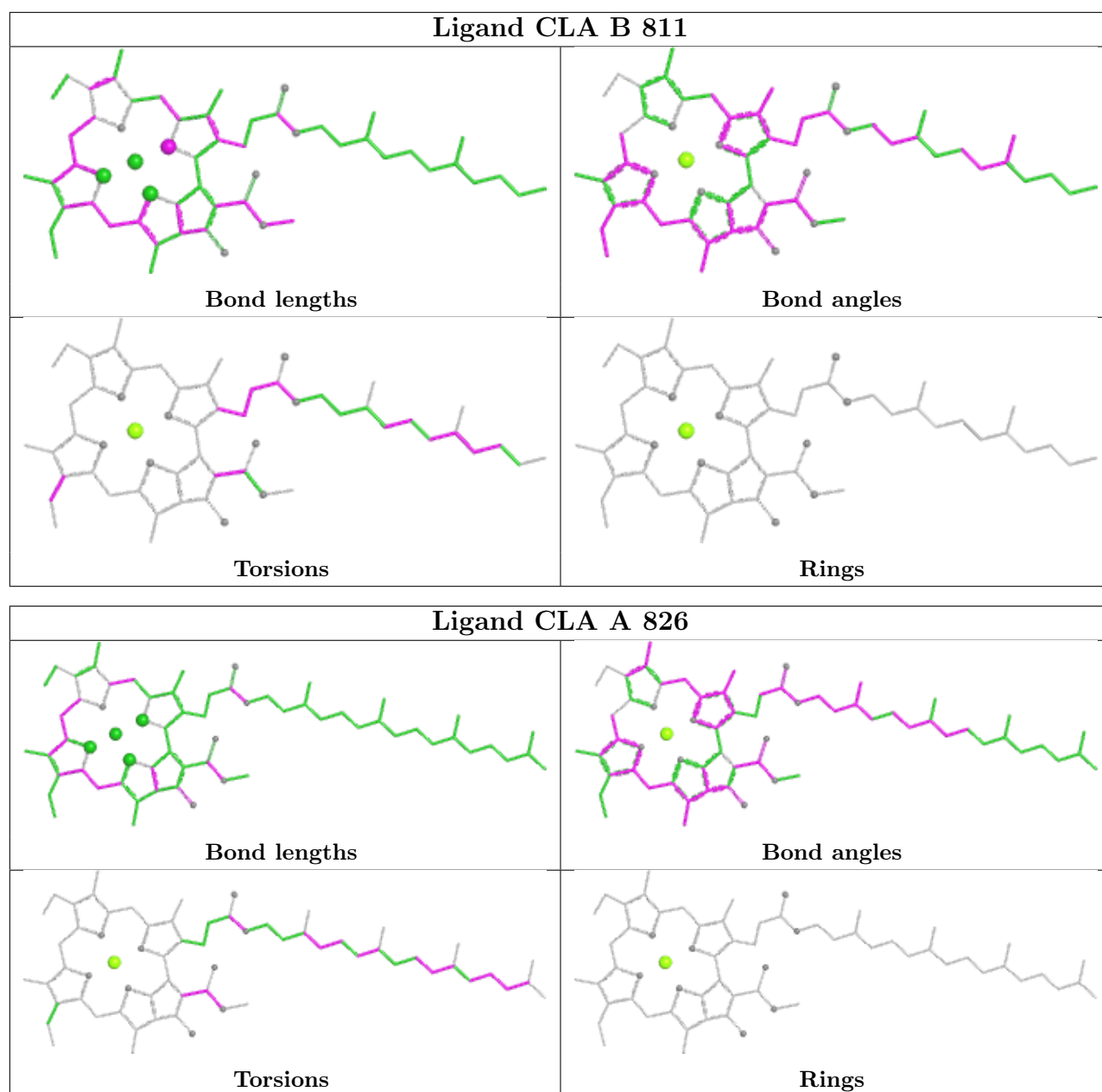


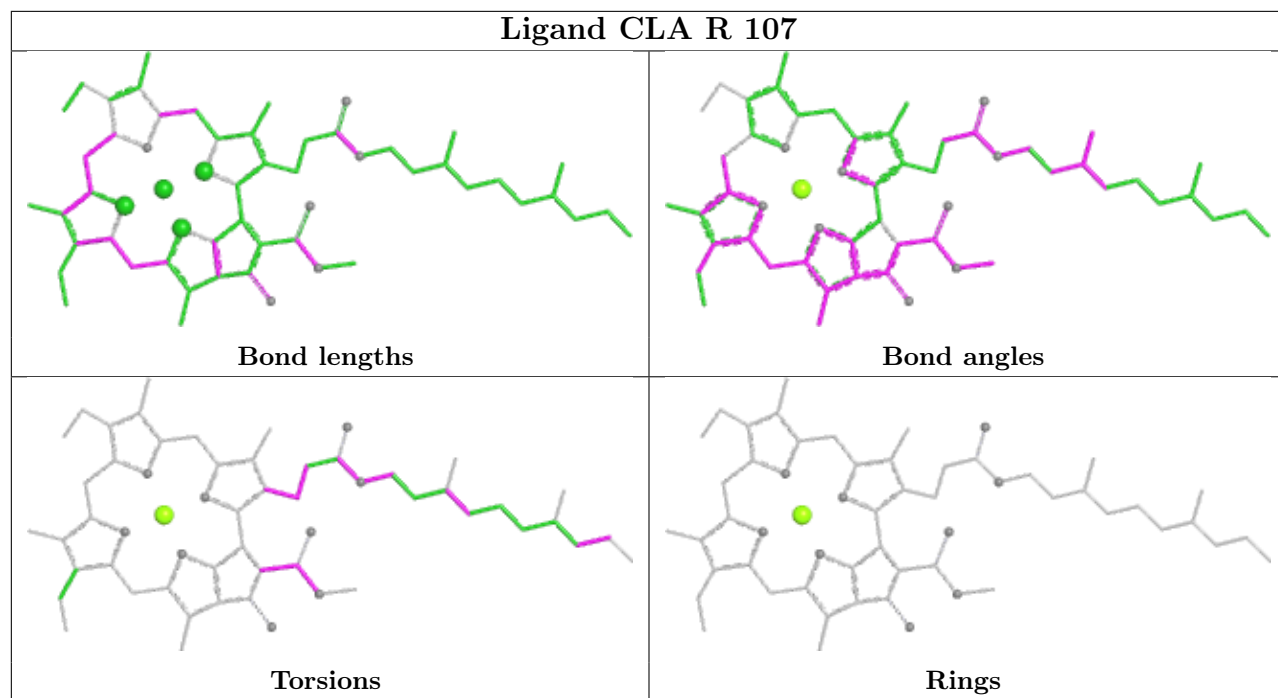
Ligand CLA 2 304

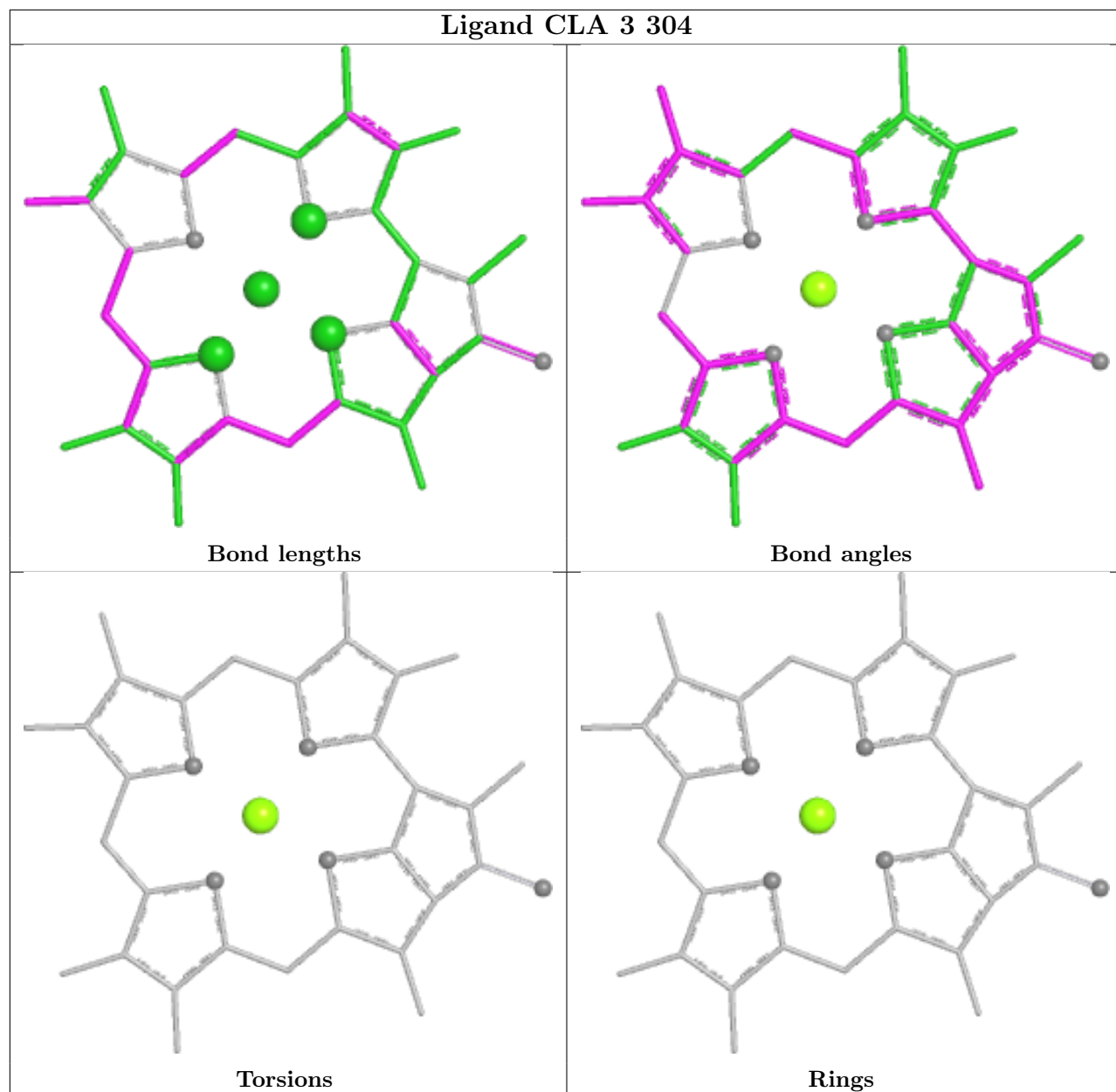


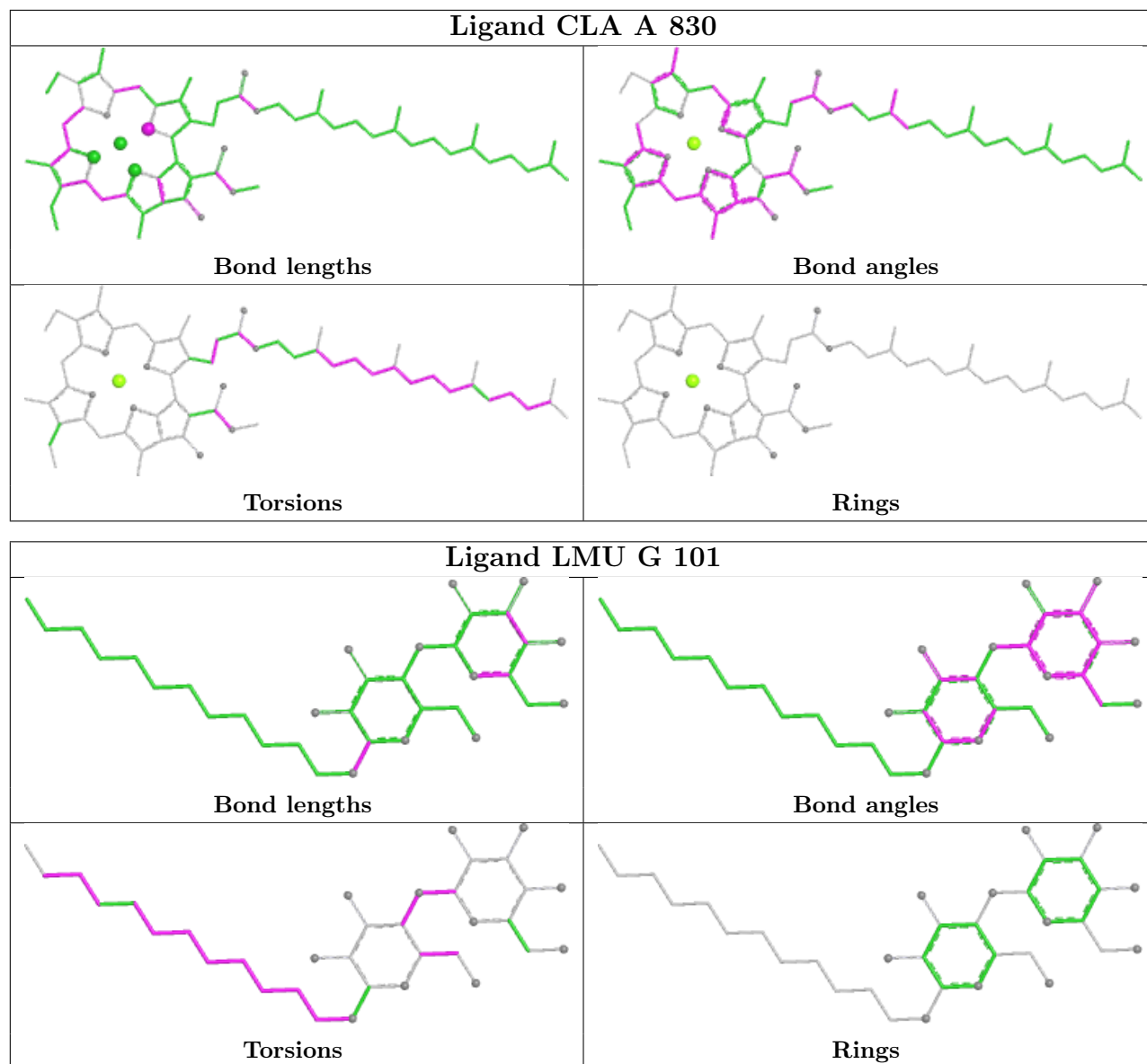
Ligand CLA 3 310

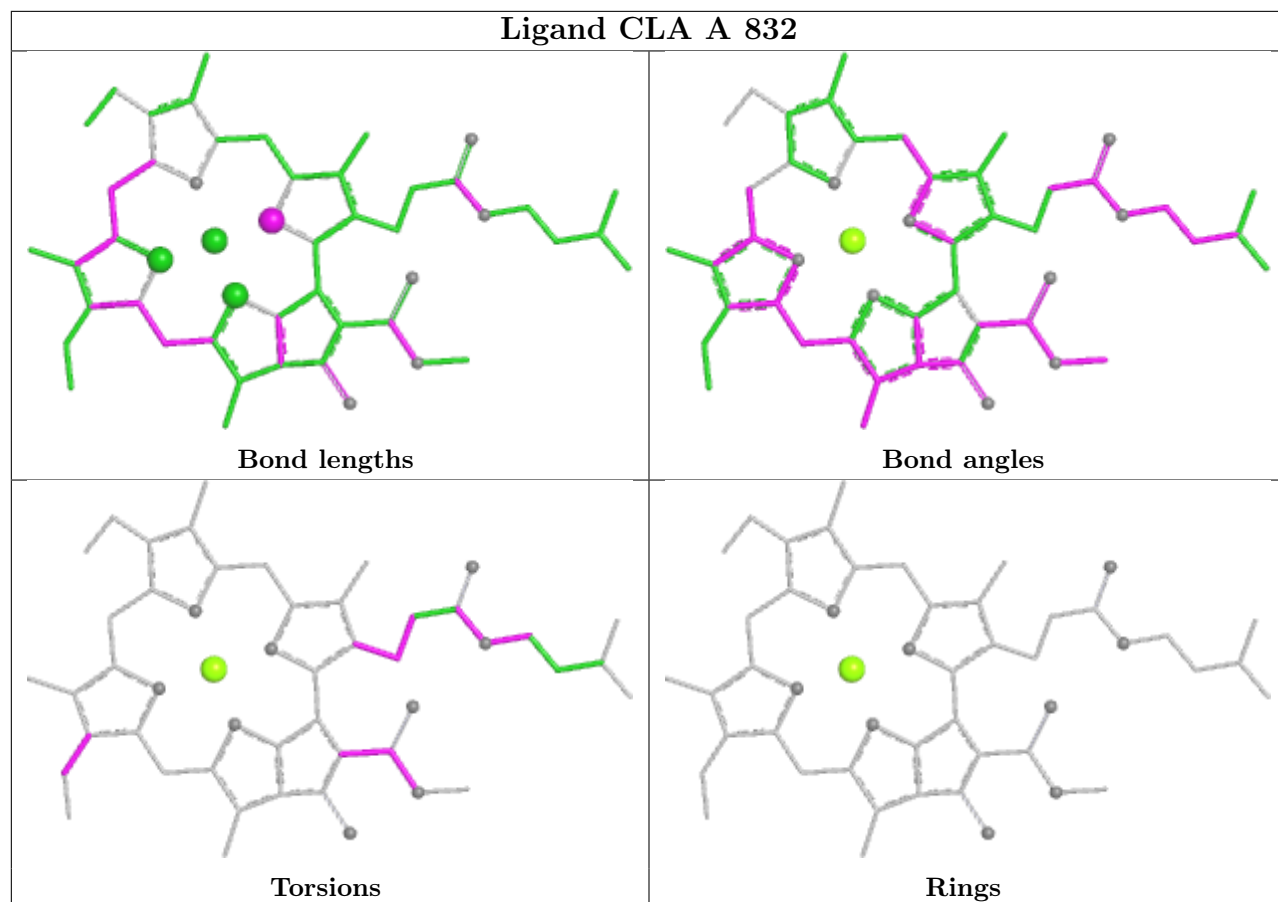




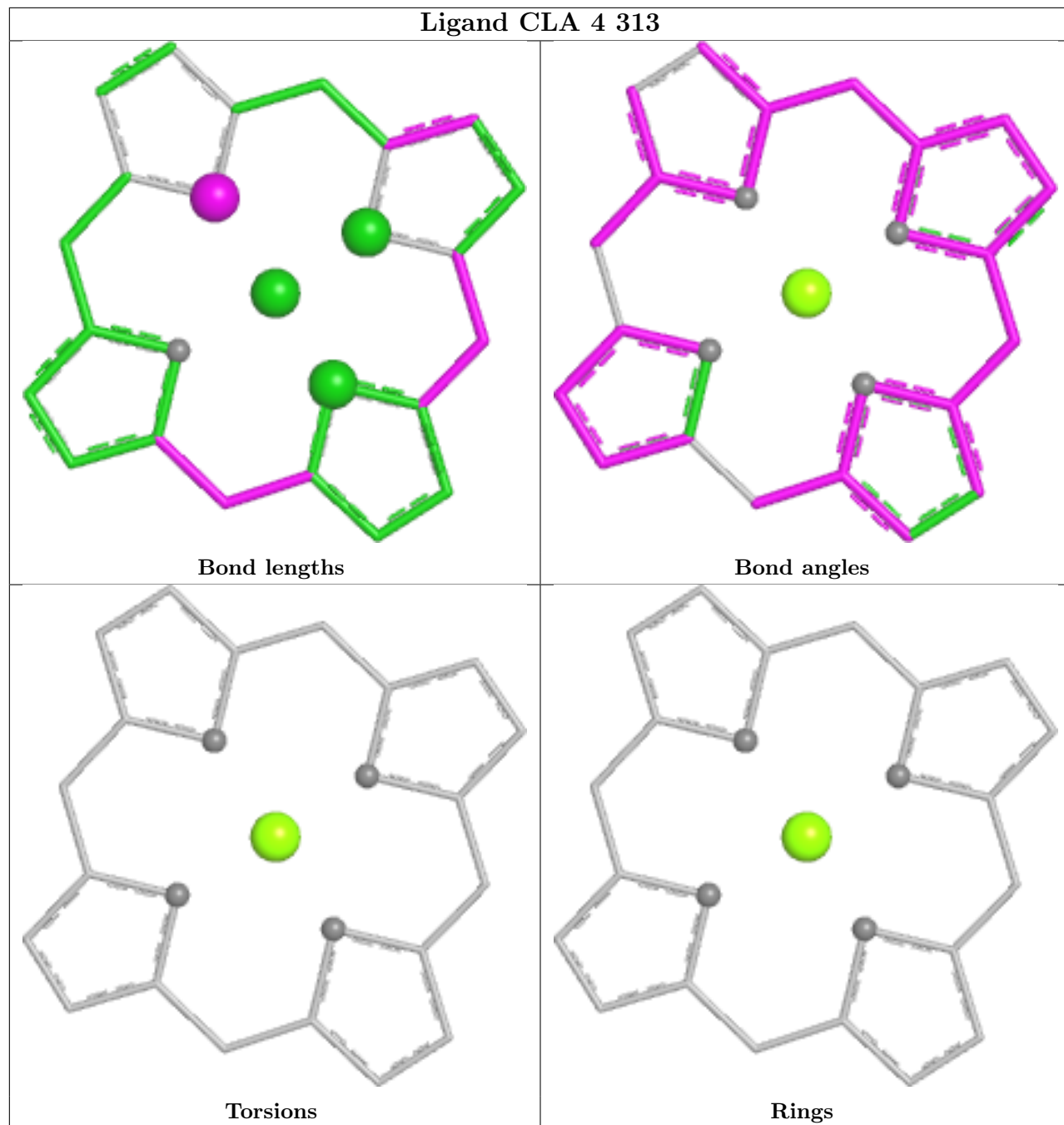


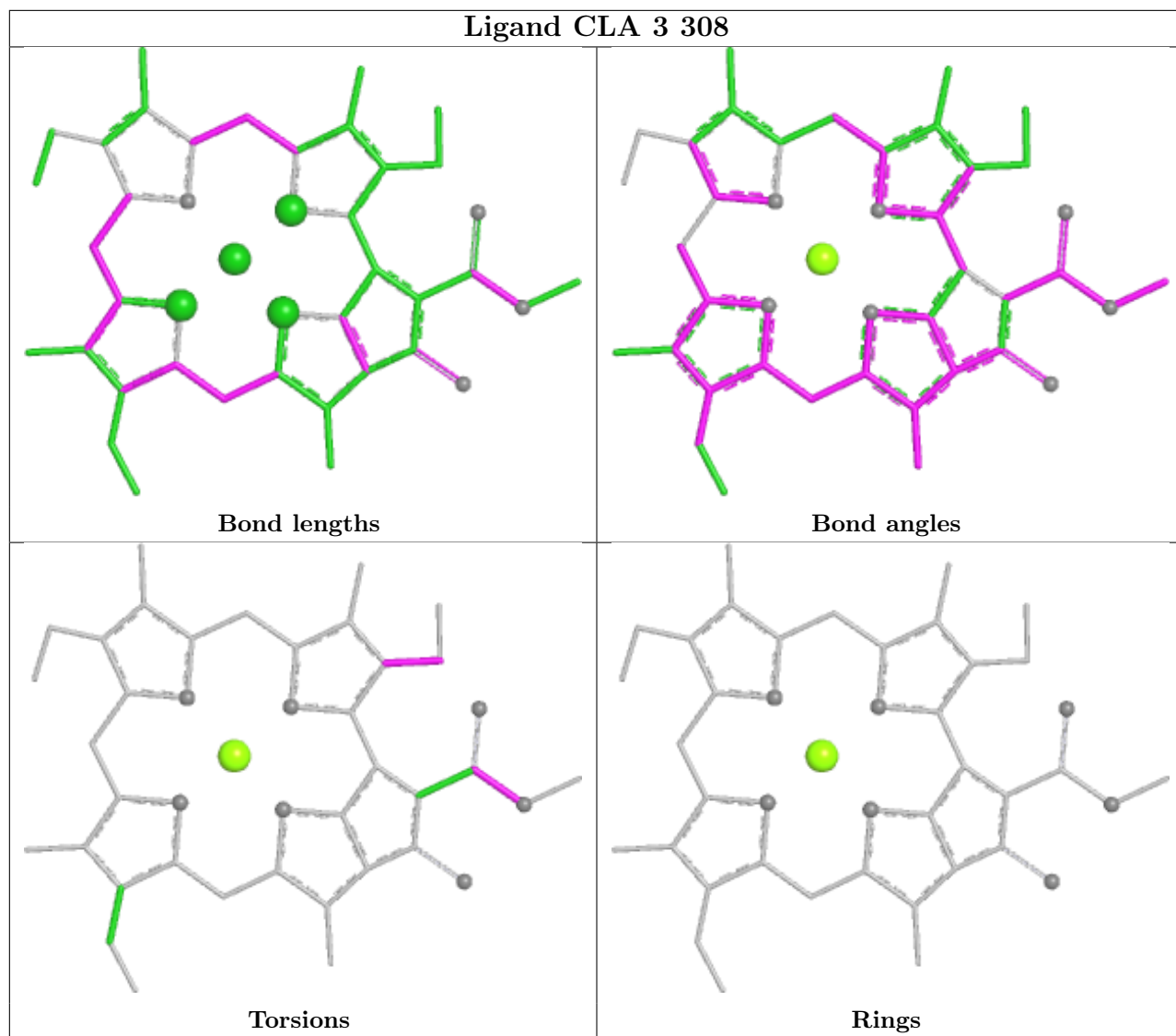




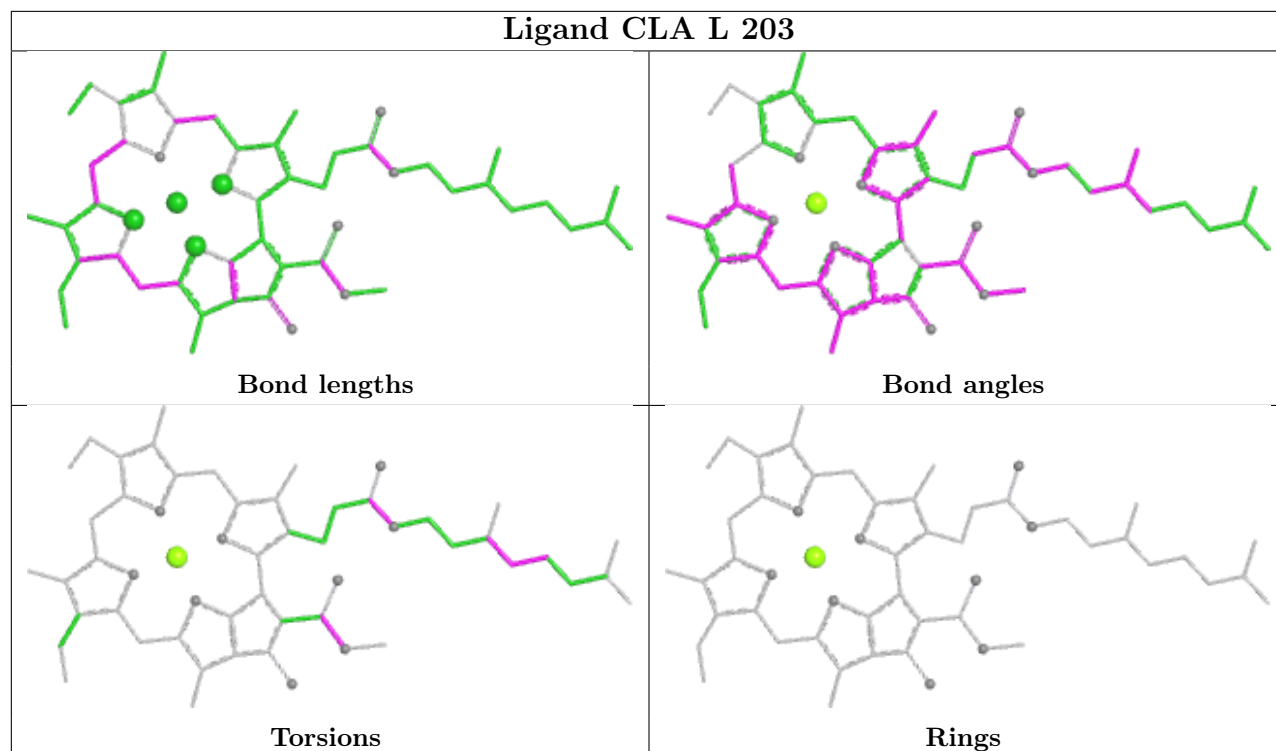


Ligand CLA 4 313

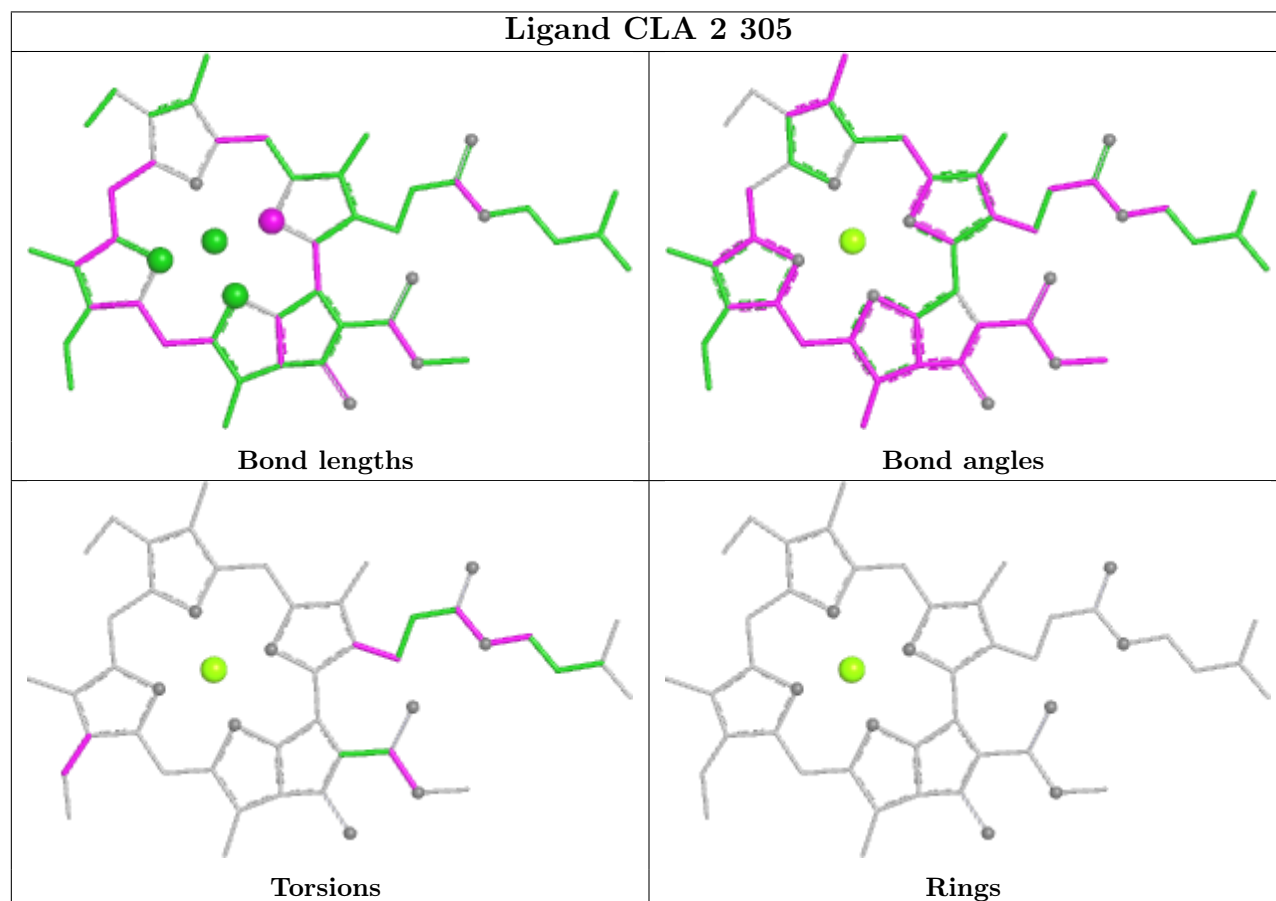


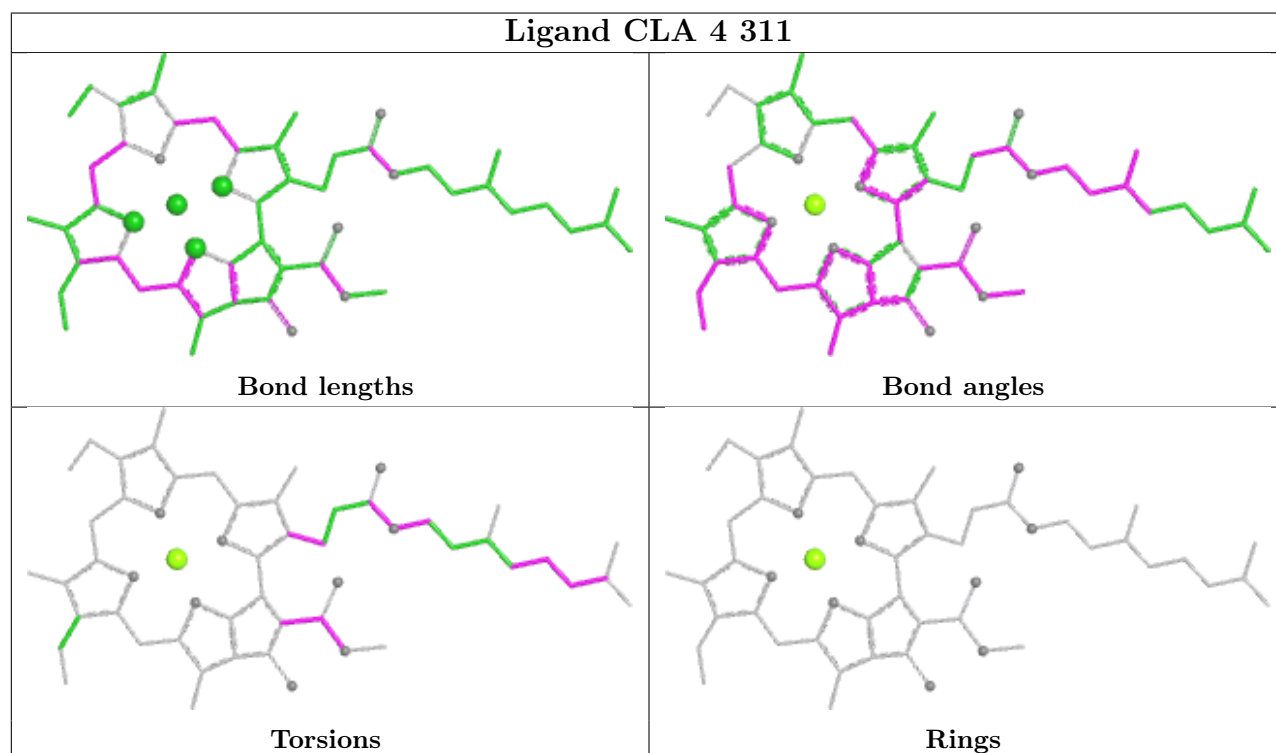
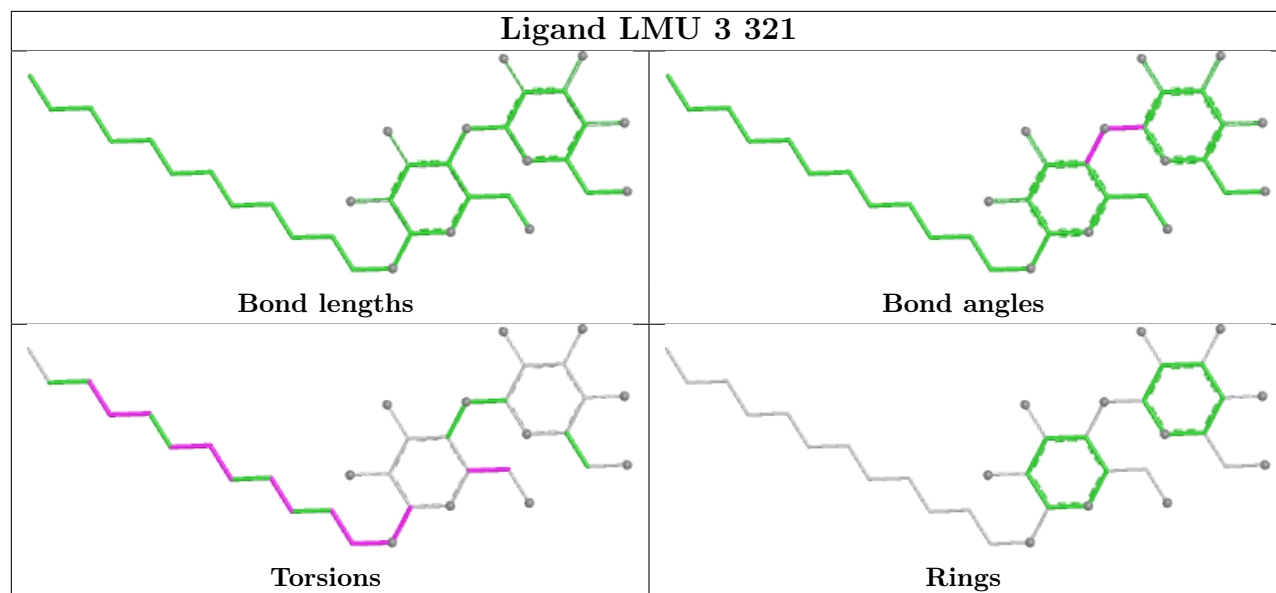


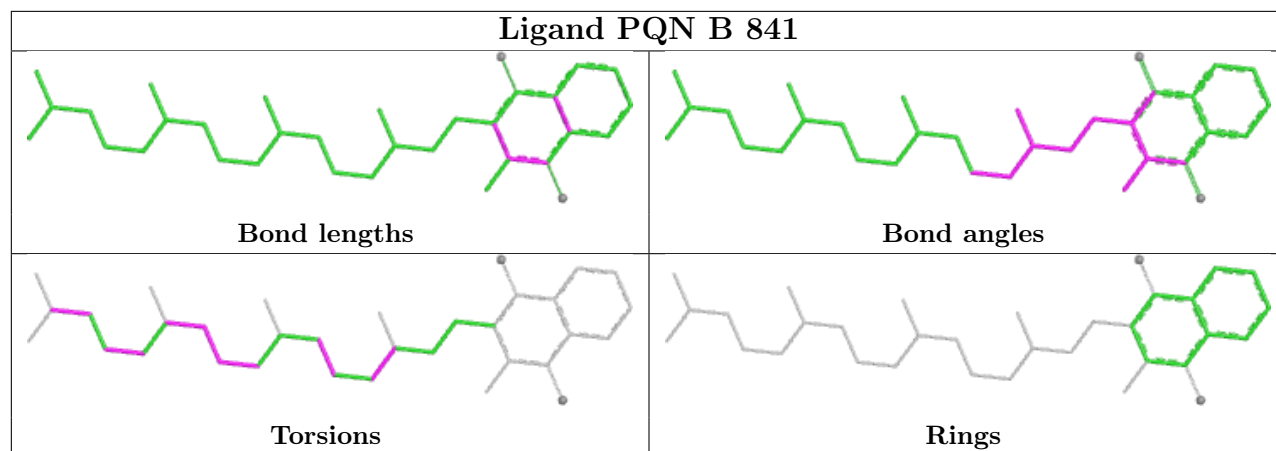
Ligand CLA L 203



Ligand CLA 2 305







5.7 Other polymers [i](#)

There are no such residues in this entry.

5.8 Polymer linkage issues [i](#)

There are no chain breaks in this entry.

6 Fit of model and data [i](#)

6.1 Protein, DNA and RNA chains [i](#)

In the following table, the column labelled ‘#RSRZ > 2’ contains the number (and percentage) of RSRZ outliers, followed by percent RSRZ outliers for the chain as percentile scores relative to all X-ray entries and entries of similar resolution. The OWAB column contains the minimum, median, 95th percentile and maximum values of the occupancy-weighted average B-factor per residue. The column labelled ‘Q < 0.9’ lists the number of (and percentage) of residues with an average occupancy less than 0.9.

Mol	Chain	Analysed	<RSRZ>	#RSRZ>2	OWAB(Å ²)	Q<0.9
1	1	164/241 (68%)	1.40	44 (26%) 0 0	32, 62, 71, 73	0
2	2	176/269 (65%)	1.11	38 (21%) 0 1	20, 20, 20, 20	0
3	3	160/276 (57%)	1.92	64 (40%) 0 0	49, 79, 110, 112	0
4	4	166/251 (66%)	0.90	24 (14%) 2 3	20, 20, 20, 20	0
5	A	730/758 (96%)	0.90	87 (11%) 4 5	20, 20, 20, 20	0
6	B	733/734 (99%)	0.77	52 (7%) 16 15	20, 20, 20, 20	0
7	C	81/81 (100%)	1.17	12 (14%) 2 3	20, 20, 20, 20	0
8	D	138/212 (65%)	1.03	24 (17%) 1 1	20, 20, 20, 20	0
9	E	65/143 (45%)	1.17	16 (24%) 0 0	20, 20, 20, 20	0
10	F	154/231 (66%)	0.59	12 (7%) 13 13	20, 20, 20, 20	0
11	G	95/167 (56%)	0.62	10 (10%) 6 7	20, 20, 20, 20	0
12	H	69/144 (47%)	0.79	10 (14%) 2 3	20, 20, 20, 20	0
13	I	30/40 (75%)	0.32	1 (3%) 46 41	20, 20, 20, 20	0
14	J	42/44 (95%)	0.60	4 (9%) 8 8	20, 20, 20, 20	0
15	K	84/131 (64%)	1.96	33 (39%) 0 0	20, 20, 20, 20	0
16	L	161/216 (74%)	0.75	22 (13%) 3 4	20, 20, 20, 20	0
17	N	85/170 (50%)	1.00	15 (17%) 1 1	20, 20, 20, 20	0
18	R	0/53	-	-	-	-
All	All	3133/4161 (75%)	0.96	468 (14%) 2 3	20, 20, 65, 112	0

All (468) RSRZ outliers are listed below:

Mol	Chain	Res	Type	RSRZ
3	3	61	ASN	11.9
1	1	75	ALA	9.9
4	4	67	ILE	9.2

Continued on next page...

Continued from previous page...

Mol	Chain	Res	Type	RSRZ
6	B	491	ASN	9.1
5	A	635	THR	8.2
15	K	63	CYS	8.2
3	3	62	GLY	7.3
1	1	33	PRO	7.2
2	2	116	PRO	7.2
4	4	66	SER	7.0
9	E	79	THR	7.0
4	4	68	GLY	6.8
16	L	117	ALA	6.6
3	3	59	ILE	6.6
8	D	125	PRO	6.1
1	1	32	VAL	5.9
3	3	165	ASN	5.8
2	2	123	PRO	5.8
3	3	91	PRO	5.7
5	A	263	ALA	5.7
2	2	140	GLY	5.6
3	3	58	GLU	5.6
3	3	166	PRO	5.6
5	A	124	TRP	5.6
3	3	57	GLY	5.5
2	2	166	ASN	5.5
2	2	117	GLY	5.4
3	3	55	ALA	5.4
2	2	118	CYS	5.4
2	2	139	GLY	5.4
2	2	77	PRO	5.3
1	1	140	LEU	5.3
6	B	470	THR	5.3
3	3	89	ALA	5.2
1	1	34	ALA	5.1
10	F	127	SER	5.1
3	3	154	GLY	5.0
3	3	199	VAL	5.0
15	K	56	THR	5.0
8	D	136	SER	4.9
6	B	259	GLY	4.8
7	C	80	ALA	4.8
4	4	63	VAL	4.8
3	3	207	GLY	4.7
10	F	124	PRO	4.7

Continued on next page...

Continued from previous page...

Mol	Chain	Res	Type	RSRZ
6	B	258	LEU	4.7
5	A	264	GLU	4.7
9	E	80	ASN	4.6
6	B	69	ALA	4.6
15	K	50	GLY	4.6
2	2	53	ARG	4.6
3	3	90	LEU	4.6
3	3	150	LEU	4.6
5	A	105	ASN	4.6
1	1	43	GLU	4.6
1	1	87	ASN	4.5
2	2	92	THR	4.5
8	D	32	SER	4.5
3	3	173	GLU	4.5
6	B	256	THR	4.5
9	E	82	TYR	4.5
1	1	47	CYS	4.5
16	L	118	LEU	4.5
15	K	67	GLY	4.4
1	1	76	ALA	4.4
11	G	59	LYS	4.4
3	3	204	THR	4.3
1	1	113	SER	4.3
15	K	49	THR	4.3
1	1	94	LEU	4.3
15	K	45	SER	4.3
2	2	141	LEU	4.3
1	1	41	GLU	4.3
11	G	74	TRP	4.3
3	3	84	ILE	4.2
9	E	28	ILE	4.2
5	A	185	HIS	4.2
3	3	83	LEU	4.2
2	2	134	ASP	4.2
12	H	26	SER	4.2
5	A	123	VAL	4.2
1	1	175	GLU	4.2
1	1	39	TYR	4.1
1	1	129	ASP	4.1
6	B	734	GLY	4.1
17	N	64	ASP	4.1
15	K	62	ALA	4.1

Continued on next page...

Continued from previous page...

Mol	Chain	Res	Type	RSRZ
2	2	136	GLY	4.1
14	J	9	SER	4.1
5	A	662	SER	4.0
4	4	177	PRO	4.0
3	3	143	PHE	4.0
9	E	34	SER	4.0
3	3	73	ILE	4.0
7	C	34	CYS	4.0
1	1	80	GLY	4.0
2	2	76	THR	4.0
6	B	260	GLY	4.0
15	K	15	THR	3.9
9	E	36	VAL	3.9
5	A	100	GLY	3.9
8	D	149	THR	3.9
5	A	505	PRO	3.9
8	D	141	VAL	3.9
15	K	27	ALA	3.9
1	1	95	PRO	3.8
2	2	138	PRO	3.8
15	K	46	GLY	3.8
5	A	292	GLY	3.8
15	K	44	GLU	3.7
3	3	110	SER	3.7
1	1	88	PRO	3.7
17	N	30	ALA	3.7
5	A	500	PRO	3.7
1	1	92	GLY	3.7
17	N	56	LYS	3.7
15	K	1	ASP	3.7
2	2	119	VAL	3.7
5	A	634	VAL	3.6
10	F	125	LEU	3.6
4	4	134	PRO	3.6
15	K	64	GLY	3.6
5	A	329	ASP	3.6
15	K	26	LEU	3.6
5	A	340	GLY	3.6
1	1	120	LYS	3.6
1	1	28	GLY	3.6
5	A	291	THR	3.6
5	A	344	LYS	3.6

Continued on next page...

Continued from previous page...

Mol	Chain	Res	Type	RSRZ
1	1	17	SER	3.6
7	C	60	THR	3.6
6	B	492	ILE	3.5
15	K	16	THR	3.5
17	N	82	PHE	3.5
15	K	35	THR	3.5
11	G	7	VAL	3.5
3	3	131	ASP	3.5
5	A	191	PRO	3.5
5	A	752	ALA	3.5
5	A	501	GLY	3.5
8	D	51	GLU	3.4
9	E	67	VAL	3.4
7	C	61	ASP	3.4
15	K	28	PRO	3.4
3	3	142	TYR	3.4
3	3	68	GLY	3.4
5	A	277	TYR	3.4
4	4	136	GLY	3.4
2	2	181	HIS	3.4
3	3	85	PRO	3.4
9	E	51	SER	3.4
1	1	74	TRP	3.3
5	A	79	PHE	3.3
10	F	137	PRO	3.3
3	3	153	SER	3.3
3	3	116	PHE	3.3
4	4	135	GLY	3.3
5	A	483	GLN	3.3
6	B	493	TRP	3.3
5	A	433	ASP	3.3
8	D	116	ASP	3.3
3	3	72	ALA	3.3
5	A	520	LEU	3.3
3	3	54	LEU	3.2
15	K	14	THR	3.2
4	4	191	ASN	3.2
15	K	71	GLY	3.2
1	1	174	LEU	3.2
15	K	21	ALA	3.2
6	B	292	ARG	3.2
15	K	22	GLY	3.2

Continued on next page...

Continued from previous page...

Mol	Chain	Res	Type	RSRZ
3	3	191	MET	3.2
15	K	29	SER	3.2
5	A	631	GLN	3.2
10	F	66	ASP	3.2
5	A	104	SER	3.1
5	A	535	GLY	3.1
5	A	182	GLY	3.1
6	B	568	CYS	3.1
15	K	58	ALA	3.1
5	A	99	HIS	3.1
10	F	138	VAL	3.1
4	4	114	SER	3.1
17	N	40	CYS	3.1
6	B	6	PRO	3.1
3	3	196	GLY	3.1
6	B	562	PRO	3.1
12	H	17	THR	3.1
2	2	61	GLY	3.1
1	1	24	PHE	3.1
8	D	150	GLY	3.1
1	1	57	ILE	3.0
12	H	25	GLY	3.0
16	L	134	ASP	3.0
8	D	99	GLN	3.0
7	C	37	LYS	3.0
3	3	174	LYS	3.0
4	4	125	SER	3.0
6	B	366	THR	3.0
5	A	485	GLN	3.0
2	2	161	THR	3.0
14	J	8	LEU	3.0
3	3	123	PHE	3.0
14	J	38	THR	3.0
3	3	182	LYS	3.0
10	F	1	ASP	3.0
5	A	122	VAL	3.0
17	N	18	ASP	3.0
3	3	184	VAL	3.0
17	N	13	ASN	2.9
6	B	469	LYS	2.9
2	2	112	ASP	2.9
6	B	509	PHE	2.9

Continued on next page...

Continued from previous page...

Mol	Chain	Res	Type	RSRZ
5	A	266	ALA	2.9
5	A	726	SER	2.9
5	A	31	PHE	2.9
3	3	151	GLY	2.9
3	3	160	GLY	2.9
5	A	493	GLN	2.9
16	L	9	GLN	2.9
1	1	173	PRO	2.9
11	G	76	SER	2.9
5	A	108	ALA	2.9
3	3	140	LYS	2.8
17	N	55	GLN	2.8
5	A	582	ASP	2.8
3	3	208	PRO	2.8
5	A	398	HIS	2.8
5	A	45	ALA	2.8
15	K	61	LEU	2.8
2	2	122	ASP	2.8
4	4	83	TYR	2.8
5	A	497	ALA	2.8
1	1	122	LYS	2.8
15	K	17	LEU	2.8
4	4	86	SER	2.8
5	A	430	ASP	2.8
1	1	42	SER	2.8
2	2	75	ASN	2.8
3	3	88	THR	2.8
6	B	630	GLN	2.8
16	L	141	GLY	2.8
2	2	165	LYS	2.8
6	B	629	SER	2.8
6	B	312	GLY	2.8
6	B	569	ASP	2.8
5	A	378	SER	2.8
3	3	112	THR	2.8
3	3	148	LYS	2.8
4	4	34	PRO	2.8
4	4	115	VAL	2.8
6	B	495	PRO	2.7
7	C	9	ASP	2.7
5	A	342	GLY	2.7
9	E	92	ALA	2.7

Continued on next page...

Continued from previous page...

Mol	Chain	Res	Type	RSRZ
1	1	141	GLU	2.7
6	B	242	HIS	2.7
13	I	6	SER	2.7
3	3	66	MET	2.7
7	C	62	PHE	2.7
1	1	79	GLY	2.7
4	4	145	PRO	2.7
9	E	61	THR	2.7
16	L	120	LEU	2.7
11	G	27	GLN	2.7
12	H	22	ASP	2.6
15	K	55	PHE	2.6
12	H	28	ALA	2.6
17	N	17	ASN	2.6
5	A	369	THR	2.6
5	A	514	THR	2.6
7	C	54	CYS	2.6
12	H	29	PRO	2.6
1	1	78	PRO	2.6
6	B	449	PRO	2.6
6	B	311	PRO	2.6
6	B	299	HIS	2.6
6	B	298	GLY	2.6
2	2	93	THR	2.6
1	1	38	ARG	2.6
6	B	435	GLY	2.6
9	E	65	VAL	2.6
16	L	159	TYR	2.6
8	D	97	LYS	2.6
3	3	77	ILE	2.6
1	1	164	GLN	2.6
3	3	167	LEU	2.6
9	E	39	LEU	2.6
4	4	38	ARG	2.6
8	D	67	ILE	2.6
2	2	78	SER	2.5
5	A	265	GLY	2.5
3	3	40	SER	2.5
6	B	212	PHE	2.5
1	1	111	GLN	2.5
2	2	194	ALA	2.5
12	H	20	GLN	2.5

Continued on next page...

Continued from previous page...

Mol	Chain	Res	Type	RSRZ
5	A	195	TRP	2.5
2	2	210	PRO	2.5
16	L	17	ASP	2.5
5	A	536	THR	2.5
8	D	71	GLY	2.5
10	F	38	PRO	2.5
16	L	116	PRO	2.5
1	1	29	LEU	2.5
5	A	111	ASN	2.5
3	3	42	PRO	2.5
3	3	79	GLY	2.5
5	A	388	ASP	2.5
8	D	146	VAL	2.5
6	B	342	GLY	2.5
16	L	81	GLY	2.5
11	G	96	SER	2.5
1	1	176	ASN	2.5
5	A	484	LEU	2.5
11	G	32	ALA	2.5
2	2	163	GLU	2.5
5	A	368	LEU	2.5
15	K	48	GLN	2.5
7	C	32	GLY	2.4
17	N	35	VAL	2.4
5	A	186	TYR	2.4
2	2	137	TYR	2.4
5	A	339	THR	2.4
6	B	468	GLY	2.4
5	A	695	SER	2.4
15	K	43	ARG	2.4
6	B	566	GLY	2.4
16	L	84	GLY	2.4
16	L	153	TRP	2.4
5	A	659	ALA	2.4
7	C	2	SER	2.4
4	4	62	GLU	2.4
16	L	133	ALA	2.4
2	2	135	VAL	2.4
3	3	64	TYR	2.4
5	A	181	ALA	2.4
9	E	78	SER	2.4
16	L	29	SER	2.4

Continued on next page...

Continued from previous page...

Mol	Chain	Res	Type	RSRZ
17	N	37	PHE	2.4
8	D	72	PRO	2.4
12	H	71	ASN	2.4
2	2	58	GLY	2.4
15	K	72	VAL	2.4
3	3	92	TRP	2.4
6	B	667	TRP	2.4
5	A	257	GLN	2.4
3	3	119	ALA	2.4
5	A	272	LEU	2.4
10	F	16	LYS	2.3
16	L	85	SER	2.3
5	A	627	THR	2.3
3	3	130	GLN	2.3
1	1	27	LEU	2.3
3	3	67	LEU	2.3
6	B	171	ALA	2.3
6	B	373	THR	2.3
5	A	271	THR	2.3
8	D	62	THR	2.3
5	A	83	PHE	2.3
16	L	65	VAL	2.3
5	A	153	TRP	2.3
16	L	46	ALA	2.3
5	A	334	HIS	2.3
17	N	65	LEU	2.3
1	1	169	PRO	2.3
1	1	46	HIS	2.3
3	3	209	TYR	2.3
2	2	110	TRP	2.3
8	D	50	TRP	2.3
10	F	126	ALA	2.3
6	B	300	SER	2.3
17	N	81	VAL	2.3
16	L	24	GLU	2.3
8	D	22	PRO	2.3
6	B	346	SER	2.3
2	2	54	TRP	2.2
2	2	65	PRO	2.2
17	N	14	LYS	2.2
5	A	121	GLN	2.2
5	A	404	GLY	2.2

Continued on next page...

Continued from previous page...

Mol	Chain	Res	Type	RSRZ
6	B	704	GLN	2.2
6	B	549	ASP	2.2
6	B	438	VAL	2.2
17	N	12	THR	2.2
11	G	75	GLY	2.2
5	A	150	PHE	2.2
6	B	345	THR	2.2
6	B	530	THR	2.2
8	D	156	LEU	2.2
8	D	151	LYS	2.2
1	1	177	LEU	2.2
5	A	371	VAL	2.2
4	4	132	GLY	2.2
14	J	37	LEU	2.2
10	F	122	ASP	2.2
2	2	133	THR	2.2
5	A	749	PHE	2.2
5	A	628	ILE	2.2
12	H	24	TYR	2.2
6	B	205	GLU	2.2
5	A	341	GLN	2.1
5	A	568	LEU	2.1
9	E	56	ASP	2.1
4	4	56	ALA	2.1
4	4	139	ASN	2.1
5	A	744	ALA	2.1
5	A	750	PHE	2.1
3	3	181	LEU	2.1
3	3	53	TRP	2.1
6	B	31	PHE	2.1
6	B	472	TYR	2.1
6	B	271	THR	2.1
5	A	63	ASP	2.1
1	1	73	GLU	2.1
4	4	107	GLN	2.1
9	E	58	ASP	2.1
5	A	516	GLY	2.1
9	E	64	PRO	2.1
5	A	394	SER	2.1
7	C	20	ALA	2.1
2	2	170	ALA	2.1
5	A	87	SER	2.1

Continued on next page...

Continued from previous page...

Mol	Chain	Res	Type	RSRZ
5	A	372	VAL	2.1
10	F	99	TRP	2.1
15	K	38	LEU	2.1
2	2	125	PHE	2.1
3	3	105	ASN	2.1
2	2	155	LYS	2.1
4	4	193	ILE	2.1
5	A	80	SER	2.1
1	1	77	LEU	2.1
1	1	183	ASP	2.1
3	3	63	ARG	2.1
5	A	506	GLY	2.1
15	K	40	LEU	2.1
8	D	120	PRO	2.1
6	B	84	VAL	2.1
6	B	340	SER	2.1
6	B	131	THR	2.1
6	B	490	ARG	2.1
5	A	359	SER	2.1
4	4	190	HIS	2.1
15	K	59	ASP	2.1
16	L	101	MET	2.1
5	A	745	THR	2.0
16	L	15	ASN	2.0
8	D	34	GLY	2.0
16	L	82	ALA	2.0
5	A	287	LEU	2.0
6	B	297	ILE	2.0
3	3	126	HIS	2.0
5	A	33	GLN	2.0
3	3	96	GLY	2.0
6	B	543	GLY	2.0
3	3	190	ALA	2.0
8	D	115	LYS	2.0
3	3	127	ARG	2.0
3	3	168	GLY	2.0
8	D	68	MET	2.0
5	A	610	SER	2.0
12	H	30	SER	2.0
11	G	82	ALA	2.0
15	K	69	ILE	2.0
8	D	33	THR	2.0

Continued on next page...

Continued from previous page...

Mol	Chain	Res	Type	RSRZ
7	C	8	TYR	2.0
11	G	6	LEU	2.0
16	L	37	LEU	2.0

6.2 Non-standard residues in protein, DNA, RNA chains [i](#)

There are no non-standard protein/DNA/RNA residues in this entry.

6.3 Carbohydrates [i](#)

In the following table, the Atoms column lists the number of modelled atoms in the group and the number defined in the chemical component dictionary. The B-factors column lists the minimum, median, 95th percentile and maximum values of B factors of atoms in the group. The column labelled 'Q< 0.9' lists the number of atoms with occupancy less than 0.9.

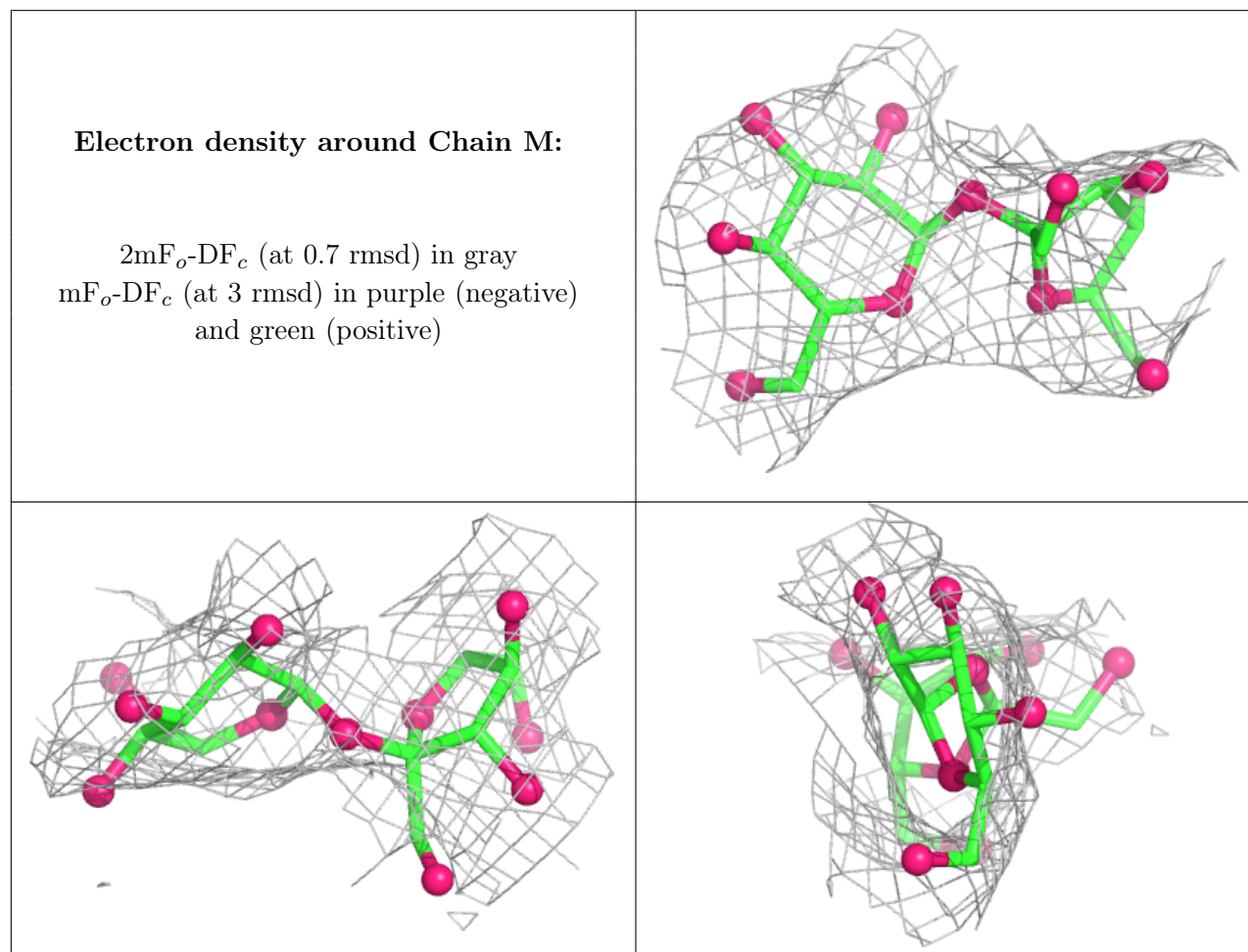
Mol	Type	Chain	Res	Atoms	RSCC	RSR	B-factors(Å ²)	Q<0.9
19	GLC	Q	1	11/12	0.43	0.79	20,20,20,20	0
19	FRU	a	2	12/12	0.62	0.35	20,20,20,20	0
19	FRU	M	2	12/12	0.64	0.49	20,20,20,20	0
19	FRU	O	2	12/12	0.64	0.49	20,20,20,20	0
19	FRU	Q	2	12/12	0.65	0.56	20,20,20,20	0
19	FRU	X	2	12/12	0.66	0.43	20,20,20,20	0
19	FRU	P	2	12/12	0.66	0.42	20,20,20,20	0
19	GLC	Y	1	11/12	0.67	0.32	20,20,20,20	0
19	GLC	M	1	11/12	0.67	0.42	20,20,20,20	0
19	GLC	a	1	11/12	0.69	0.40	20,20,20,20	0
19	GLC	W	1	11/12	0.69	0.32	20,20,20,20	0
19	FRU	S	2	12/12	0.70	0.25	20,20,20,20	0
19	GLC	S	1	11/12	0.71	0.34	20,20,20,20	0
19	GLC	O	1	10/12	0.72	0.23	20,20,20,20	0
19	FRU	V	2	12/12	0.73	0.21	20,20,20,20	0
19	FRU	U	2	12/12	0.74	0.31	2,36,60,60	0
19	FRU	Z	2	12/12	0.75	0.22	2,33,60,60	0
19	FRU	Y	2	12/12	0.76	0.29	20,20,20,20	0
19	GLC	T	1	11/12	0.77	0.23	20,20,20,20	0
19	GLC	P	1	11/12	0.77	0.32	20,20,20,20	0
19	GLC	V	1	11/12	0.78	0.38	20,20,20,20	0
19	FRU	W	2	12/12	0.80	0.20	20,20,20,20	0
19	GLC	X	1	11/12	0.82	0.53	20,20,20,20	0
19	GLC	Z	1	11/12	0.83	0.17	2,57,60,60	0
19	FRU	T	2	12/12	0.84	0.21	20,20,20,20	0

Continued on next page...

Continued from previous page...

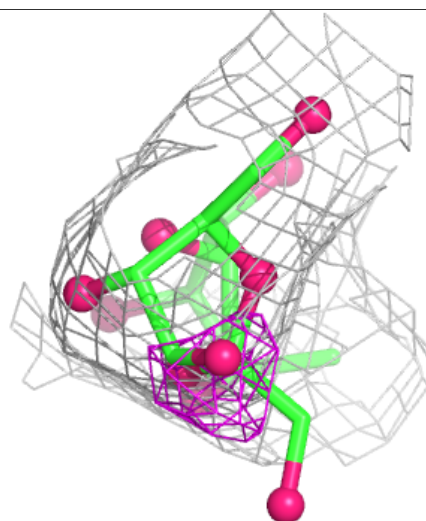
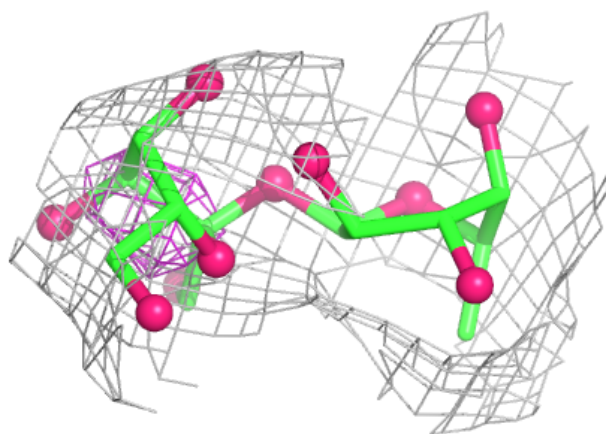
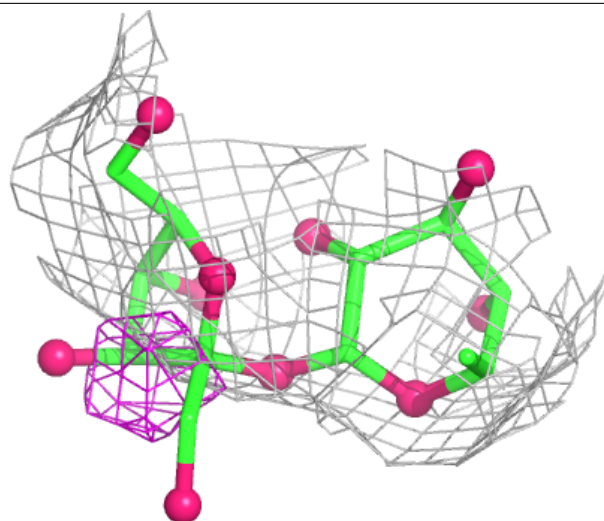
Mol	Type	Chain	Res	Atoms	RSCC	RSR	B-factors(\AA^2)	Q<0.9
19	GLC	U	1	11/12	0.85	0.27	2,13,57,60	0

The following is a graphical depiction of the model fit to experimental electron density for oligosaccharide. Each fit is shown from different orientation to approximate a three-dimensional view.



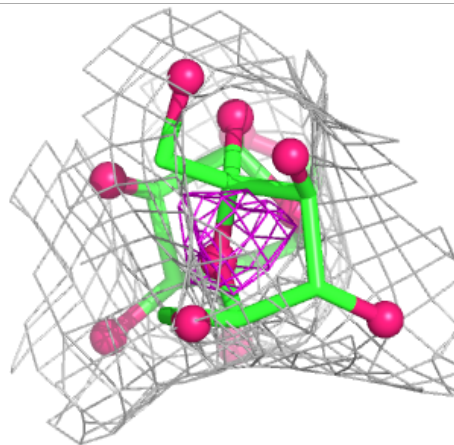
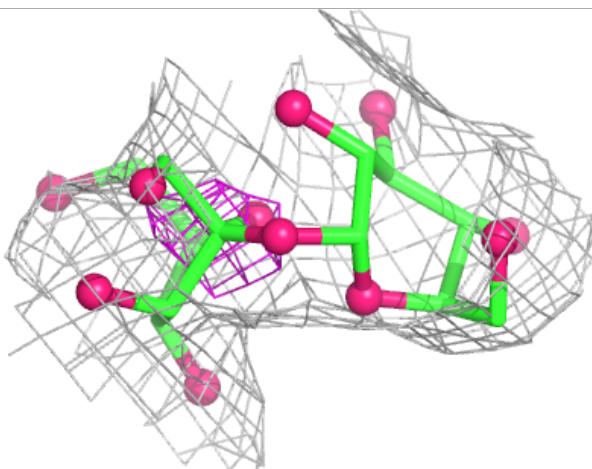
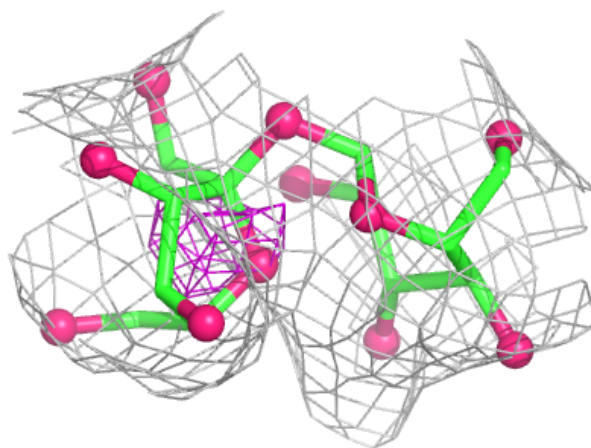
Electron density around Chain O:

$2mF_o-DF_c$ (at 0.7 rmsd) in gray
 mF_o-DF_c (at 3 rmsd) in purple (negative)
and green (positive)



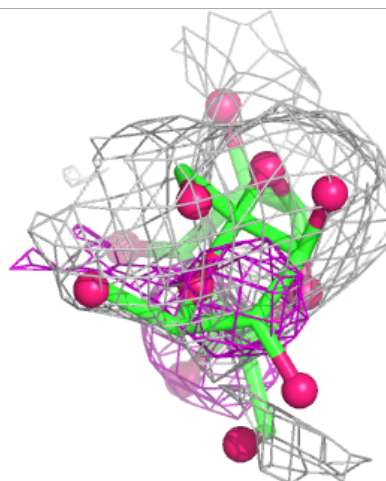
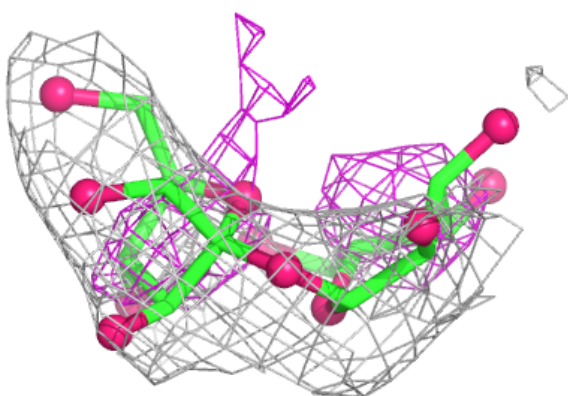
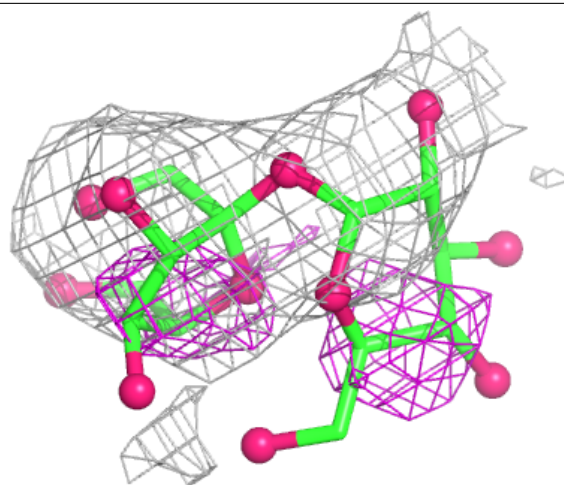
Electron density around Chain P:

$2mF_o-DF_c$ (at 0.7 rmsd) in gray
 mF_o-DF_c (at 3 rmsd) in purple (negative)
and green (positive)



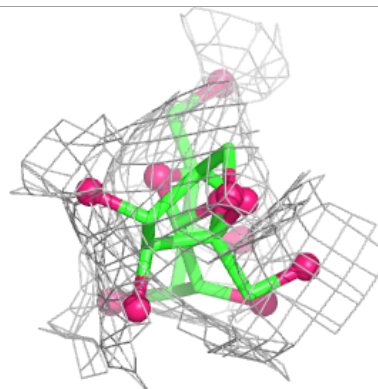
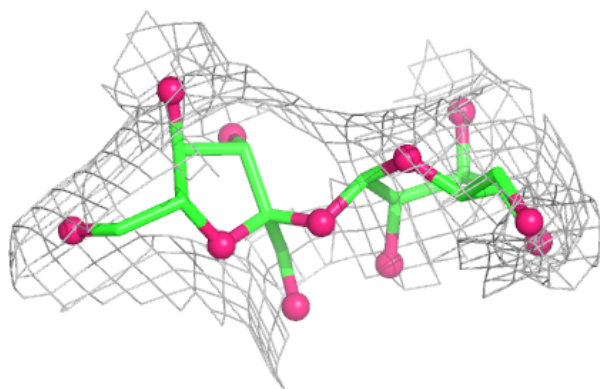
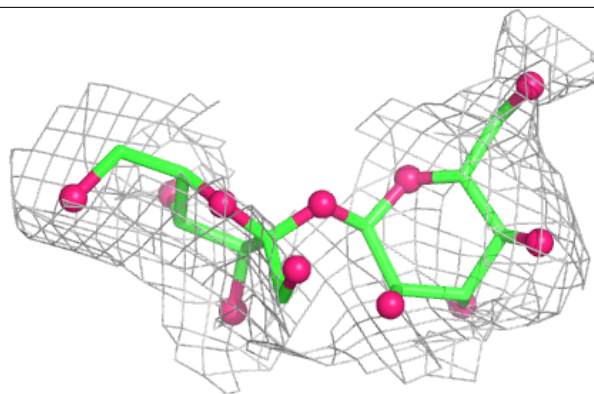
Electron density around Chain Q:

$2mF_o-DF_c$ (at 0.7 rmsd) in gray
 mF_o-DF_c (at 3 rmsd) in purple (negative)
and green (positive)

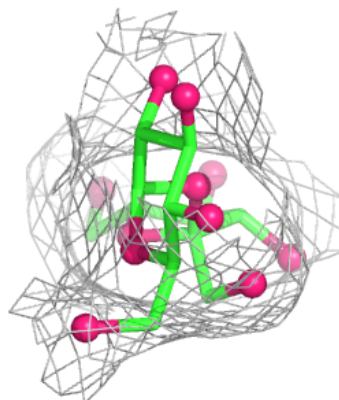
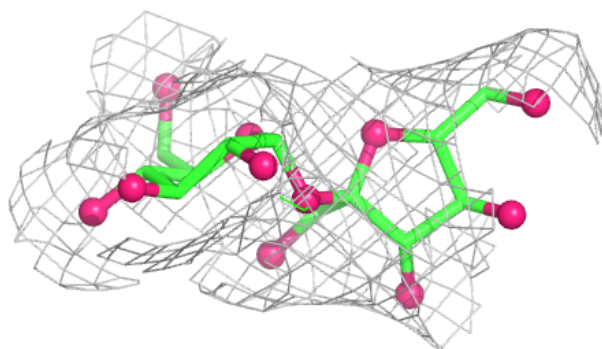
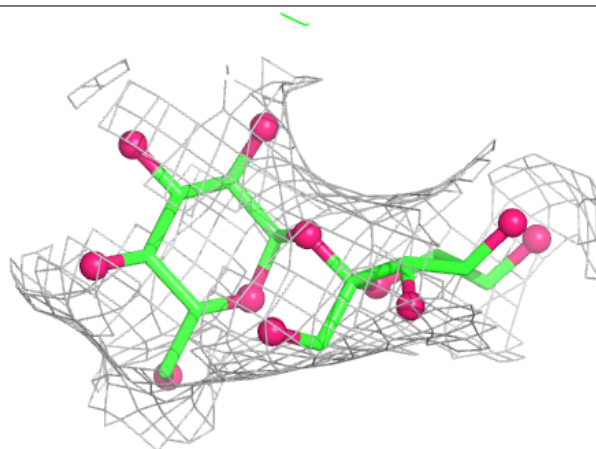


Electron density around Chain S:

$2mF_o-DF_c$ (at 0.7 rmsd) in gray
 mF_o-DF_c (at 3 rmsd) in purple (negative)
and green (positive)

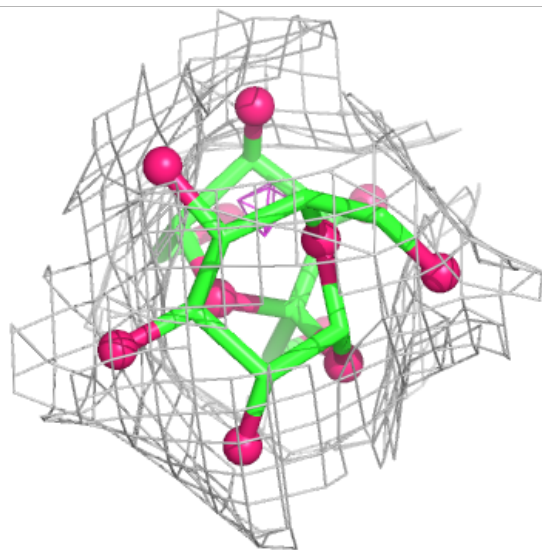
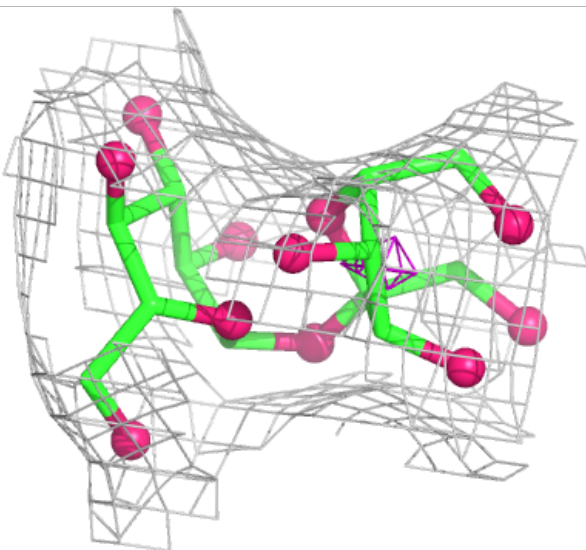
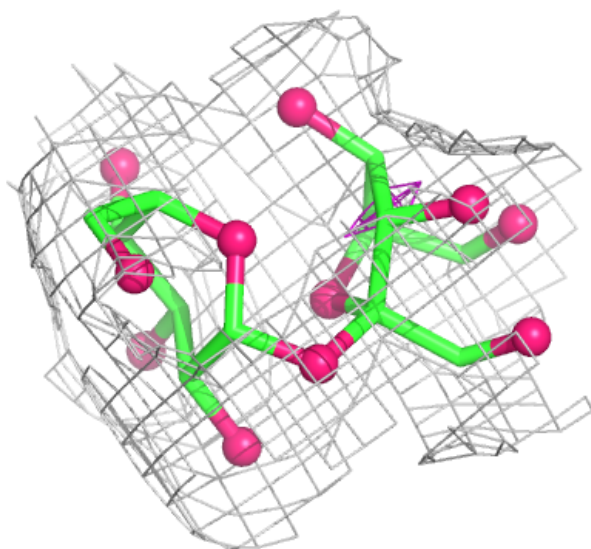
**Electron density around Chain T:**

$2mF_o-DF_c$ (at 0.7 rmsd) in gray
 mF_o-DF_c (at 3 rmsd) in purple (negative)
and green (positive)



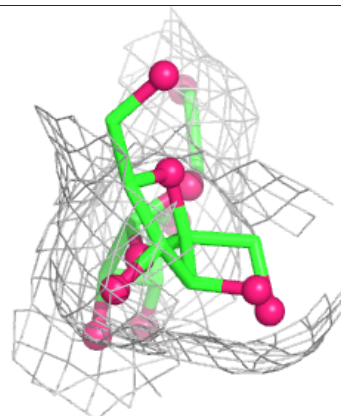
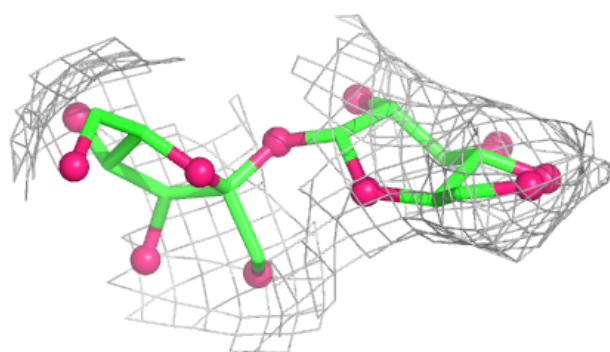
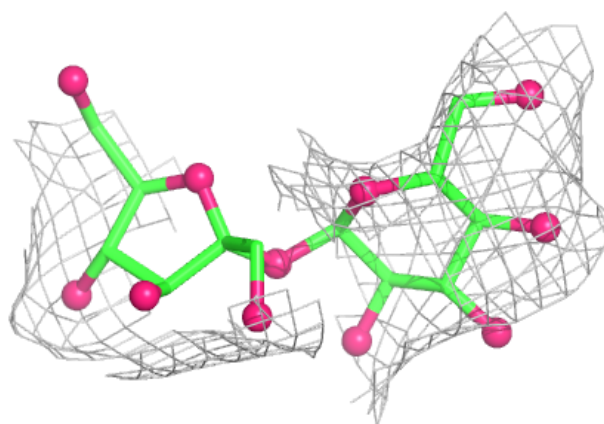
Electron density around Chain U:

$2mF_o-DF_c$ (at 0.7 rmsd) in gray
 mF_o-DF_c (at 3 rmsd) in purple (negative)
and green (positive)

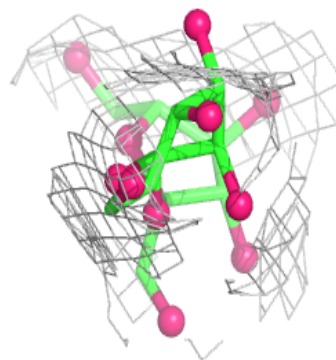
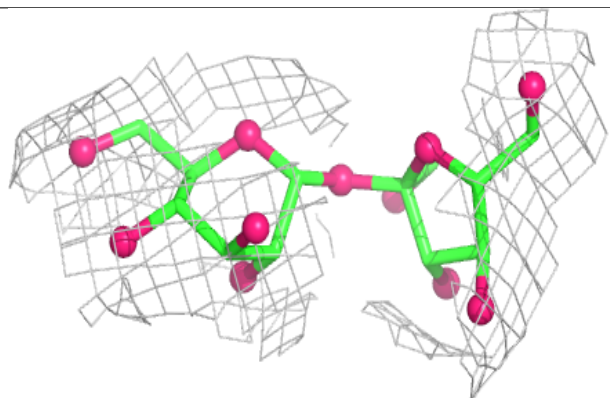
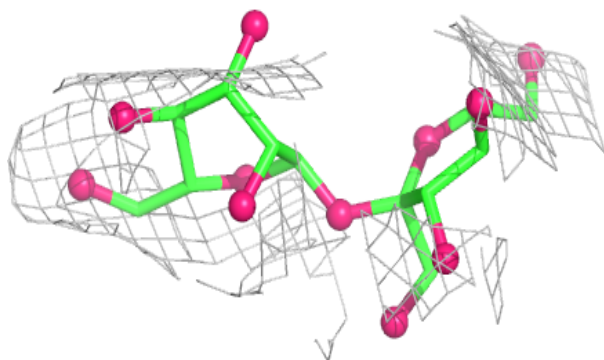


Electron density around Chain V:

$2mF_o-DF_c$ (at 0.7 rmsd) in gray
 mF_o-DF_c (at 3 rmsd) in purple (negative)
and green (positive)

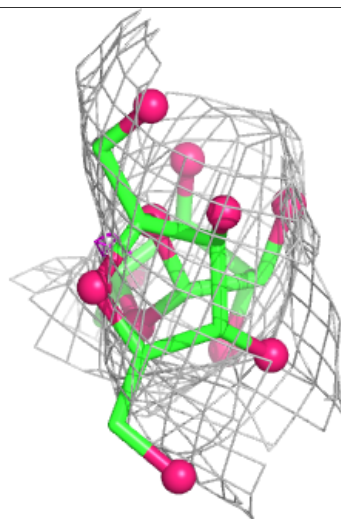
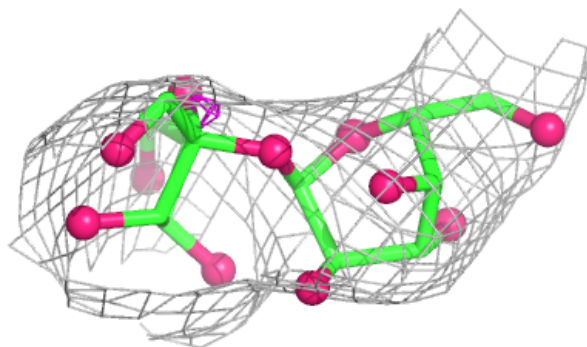
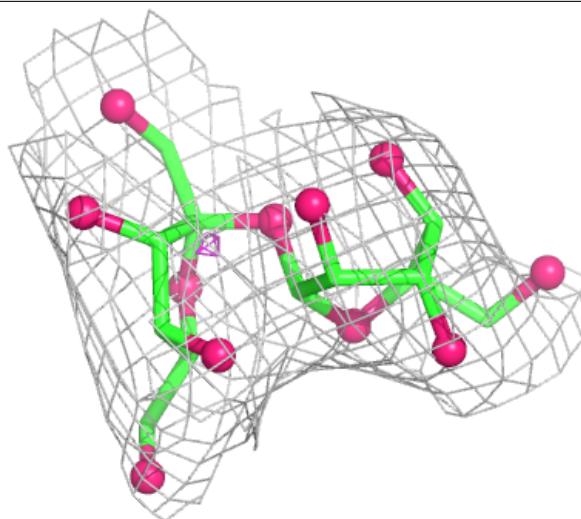
**Electron density around Chain W:**

$2mF_o-DF_c$ (at 0.7 rmsd) in gray
 mF_o-DF_c (at 3 rmsd) in purple (negative)
and green (positive)



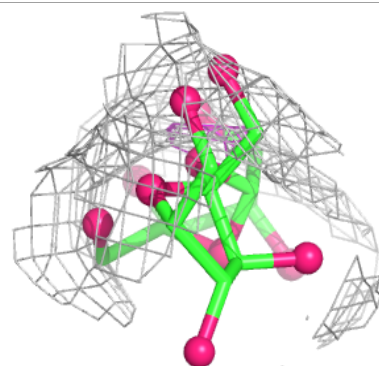
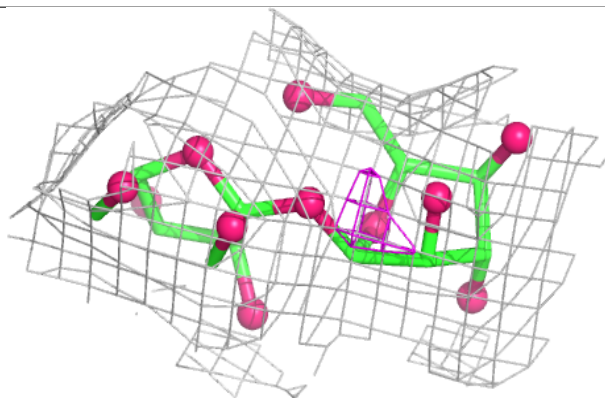
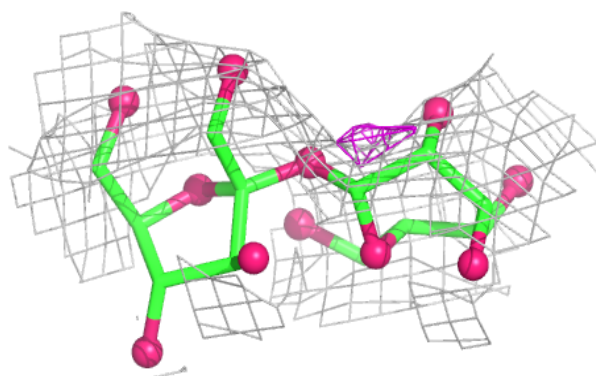
Electron density around Chain X:

$2mF_o-DF_c$ (at 0.7 rmsd) in gray
 mF_o-DF_c (at 3 rmsd) in purple (negative)
and green (positive)

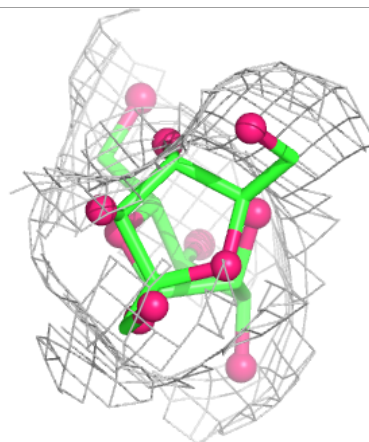
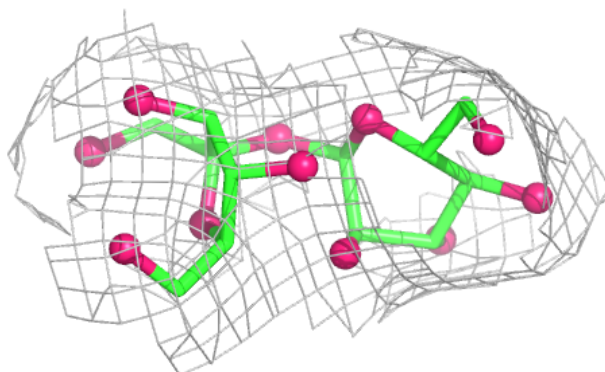
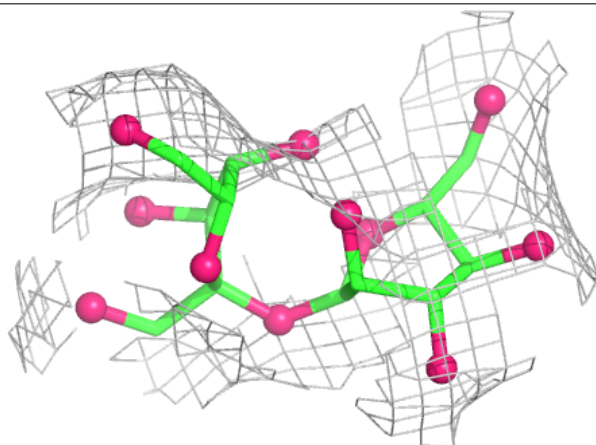


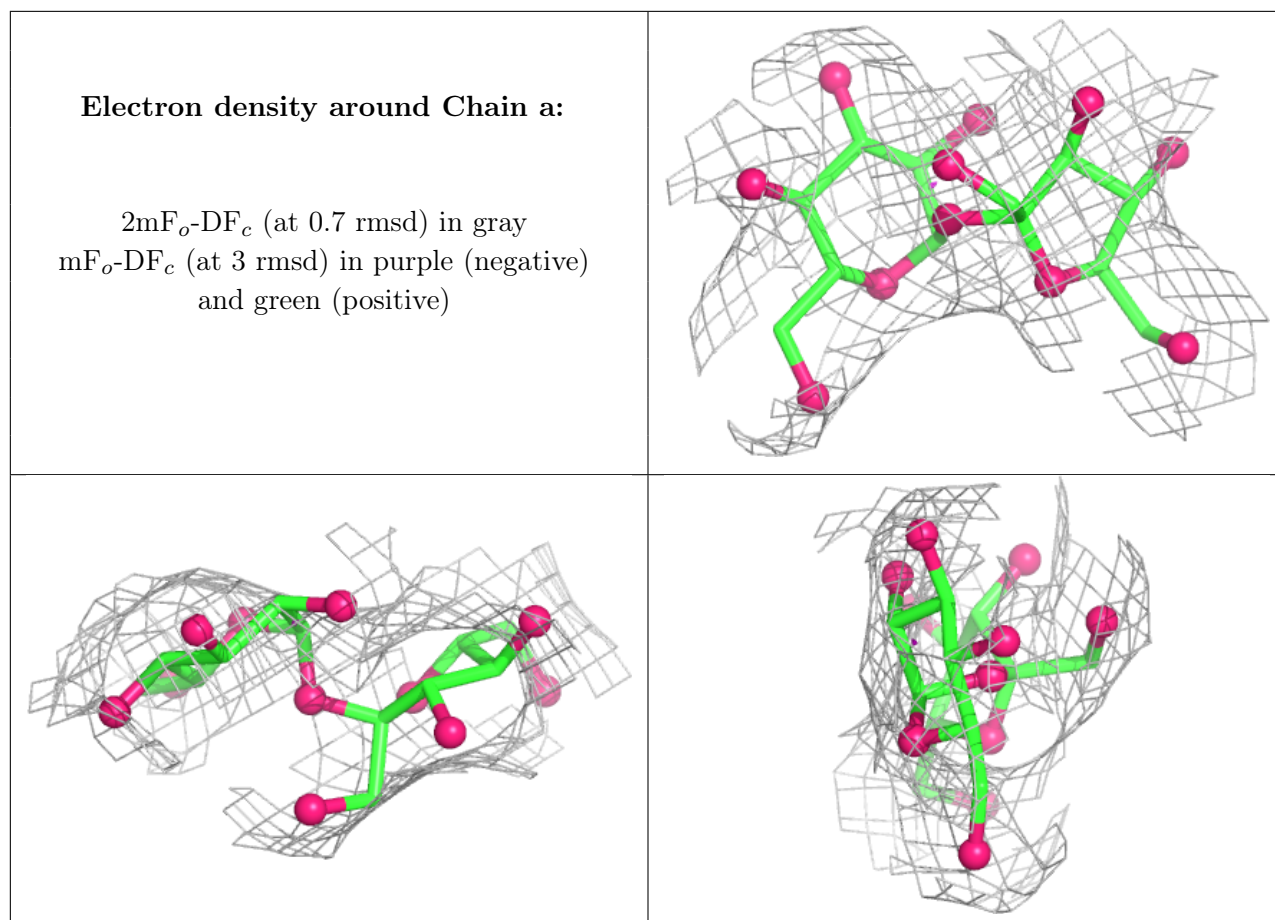
Electron density around Chain Y:

$2mF_o-DF_c$ (at 0.7 rmsd) in gray
 mF_o-DF_c (at 3 rmsd) in purple (negative)
and green (positive)

**Electron density around Chain Z:**

$2mF_o-DF_c$ (at 0.7 rmsd) in gray
 mF_o-DF_c (at 3 rmsd) in purple (negative)
and green (positive)





6.4 Ligands [i](#)

In the following table, the Atoms column lists the number of modelled atoms in the group and the number defined in the chemical component dictionary. The B-factors column lists the minimum, median, 95th percentile and maximum values of B factors of atoms in the group. The column labelled 'Q<0.9' lists the number of atoms with occupancy less than 0.9.

Mol	Type	Chain	Res	Atoms	RSCC	RSR	B-factors(Å ²)	Q<0.9
20	CLA	3	310	25/65	0.46	0.43	20,20,20,20	0
21	LMU	1	218	35/35	0.46	0.42	20,20,20,20	0
21	LMU	R	102	35/35	0.51	0.48	20,20,20,20	0
21	LMU	L	204	35/35	0.53	0.51	20,20,20,20	0
21	LMU	R	106	35/35	0.53	0.38	20,20,20,20	0
21	LMU	A	853	35/35	0.54	0.51	20,20,20,20	0
20	CLA	A	839	65/65	0.55	0.47	20,20,20,20	0
20	CLA	B	834	51/65	0.55	0.47	20,20,20,20	0
20	CLA	H	102	55/65	0.55	0.38	20,20,20,20	0
20	CLA	3	306	25/65	0.55	0.40	20,20,20,20	0
21	LMU	B	801	35/35	0.56	0.48	20,20,20,20	0
21	LMU	4	301	35/35	0.56	0.36	20,20,20,20	0

Continued on next page...

Continued from previous page...

Mol	Type	Chain	Res	Atoms	RSCC	RSR	B-factors(\AA^2)	Q<0.9
20	CLA	2	322	61/65	0.57	0.36	20,20,20,20	0
20	CLA	3	301	36/65	0.58	0.48	20,20,20,20	0
22	BCR	A	843	40/40	0.58	0.45	20,20,20,20	0
20	CLA	2	302	51/65	0.59	0.37	20,20,20,20	0
21	LMU	2	320	35/35	0.59	0.54	20,20,20,20	0
20	CLA	B	833	45/65	0.59	0.42	20,20,20,20	0
21	LMU	H	108	35/35	0.60	0.36	2,41,60,60	0
20	CLA	H	103	55/65	0.60	0.49	20,20,20,20	0
21	LMU	R	101	35/35	0.60	0.33	20,20,20,20	0
20	CLA	K	101	45/65	0.60	0.37	20,20,20,20	0
20	CLA	K	102	50/65	0.60	0.49	20,20,20,20	0
20	CLA	A	814	45/65	0.60	0.53	20,20,20,20	0
22	BCR	J	102	40/40	0.60	0.46	20,20,20,20	0
20	CLA	2	308	65/65	0.61	0.42	20,20,20,20	0
20	CLA	2	301	25/65	0.61	0.67	20,20,20,20	0
21	LMU	A	848	35/35	0.61	0.45	20,20,20,20	0
20	CLA	3	311	65/65	0.62	0.39	20,20,20,20	0
20	CLA	3	313	65/65	0.62	0.55	20,20,20,20	0
20	CLA	A	802	25/65	0.62	0.43	20,20,20,20	0
20	CLA	3	309	25/65	0.62	0.44	20,20,20,20	0
21	LMU	2	313	35/35	0.62	0.40	20,20,20,20	0
21	LMU	D	201	35/35	0.62	0.31	2,30,60,60	0
21	LMU	H	105	35/35	0.62	0.30	20,20,20,20	0
21	LMU	3	321	35/35	0.63	0.33	20,20,20,20	0
20	CLA	3	317	50/65	0.63	0.37	20,20,20,20	0
21	LMU	4	317	35/35	0.63	0.31	20,20,20,20	0
20	CLA	3	308	42/65	0.63	0.37	20,20,20,20	0
20	CLA	A	840	50/65	0.63	0.32	20,20,20,20	0
21	LMU	H	107	35/35	0.64	0.33	20,20,20,20	0
20	CLA	B	814	46/65	0.64	0.51	20,20,20,20	0
20	CLA	2	306	25/65	0.64	0.36	20,20,20,20	0
20	CLA	4	306	50/65	0.64	0.41	20,20,20,20	0
20	CLA	A	810	45/65	0.65	0.57	20,20,20,20	0
20	CLA	4	308	36/65	0.65	0.39	20,20,20,20	0
21	LMU	1	213	35/35	0.65	0.35	2,45,60,60	0
21	LMU	1	217	35/35	0.65	0.47	20,20,20,20	0
21	LMU	R	109	35/35	0.65	0.31	20,20,20,20	0
22	BCR	3	314	40/40	0.65	0.37	20,20,20,20	0
20	CLA	4	302	55/65	0.65	0.35	20,20,20,20	0
21	LMU	1	220	35/35	0.65	0.28	2,51,60,60	0
20	CLA	3	307	25/65	0.66	0.37	20,20,20,20	0

Continued on next page...

Continued from previous page...

Mol	Type	Chain	Res	Atoms	RSCC	RSR	B-factors(Å ²)	Q<0.9
21	LMU	A	849	35/35	0.66	0.41	20,20,20,20	0
21	LMU	2	317	35/35	0.66	0.32	20,20,20,20	0
20	CLA	L	201	55/65	0.66	0.38	20,20,20,20	0
20	CLA	K	108	50/65	0.67	0.59	20,20,20,20	0
21	LMU	H	104	35/35	0.67	0.37	20,20,20,20	0
20	CLA	1	211	25/65	0.67	0.36	20,20,20,20	0
21	LMU	R	105	35/35	0.67	0.26	20,20,20,20	0
20	CLA	B	838	65/65	0.67	0.47	20,20,20,20	0
21	LMU	4	320	34/35	0.67	0.40	20,20,20,20	0
21	LMU	K	104	35/35	0.67	0.42	20,20,20,20	0
21	LMU	K	106	35/35	0.67	0.36	2,38,60,60	0
21	LMU	K	109	35/35	0.67	0.39	20,20,20,20	0
20	CLA	3	302	50/65	0.68	0.34	20,20,20,20	0
20	CLA	3	319	25/65	0.68	0.30	20,20,20,20	0
21	LMU	L	211	35/35	0.68	0.32	20,20,20,20	0
21	LMU	2	318	35/35	0.68	0.26	20,20,20,20	0
20	CLA	1	210	51/65	0.68	0.39	20,20,20,20	0
21	LMU	R	103	35/35	0.68	0.29	20,20,20,20	0
20	CLA	R	107	57/65	0.68	0.49	20,20,20,20	0
20	CLA	B	840	36/65	0.68	0.46	20,20,20,20	0
20	CLA	4	305	55/65	0.68	0.35	20,20,20,20	0
20	CLA	1	201	46/65	0.68	0.31	20,20,20,20	0
21	LMU	4	322	35/35	0.68	0.26	20,20,20,20	0
20	CLA	1	215	61/65	0.68	0.29	2,35,60,60	0
21	LMU	N	101	35/35	0.69	0.32	2,39,60,60	0
20	CLA	4	319	47/65	0.69	0.29	20,20,20,20	0
20	CLA	J	103	61/65	0.69	0.29	20,20,20,20	0
20	CLA	4	304	65/65	0.69	0.30	20,20,20,20	0
22	BCR	A	844	40/40	0.69	0.41	20,20,20,20	0
22	BCR	A	845	40/40	0.69	0.38	20,20,20,20	0
22	BCR	B	846	40/40	0.69	0.46	20,20,20,20	0
20	CLA	L	203	55/65	0.69	0.43	20,20,20,20	0
22	BCR	L	210	40/40	0.69	0.47	20,20,20,20	0
21	LMU	1	219	35/35	0.70	0.30	20,20,20,20	0
20	CLA	4	318	52/65	0.70	0.31	20,20,20,20	0
20	CLA	2	310	25/65	0.70	0.40	20,20,20,20	0
21	LMU	R	104	35/35	0.70	0.36	20,20,20,20	0
20	CLA	2	307	65/65	0.70	0.38	20,20,20,20	0
20	CLA	K	103	65/65	0.70	0.49	20,20,20,20	0
20	CLA	2	303	65/65	0.70	0.35	20,20,20,20	0
20	CLA	A	811	65/65	0.70	0.43	20,20,20,20	0
20	CLA	4	311	55/65	0.70	0.36	20,20,20,20	0

Continued on next page...

Continued from previous page...

Mol	Type	Chain	Res	Atoms	RSCC	RSR	B-factors(\AA^2)	Q<0.9
20	CLA	A	818	65/65	0.70	0.43	20,20,20,20	0
20	CLA	R	108	58/65	0.70	0.35	20,20,20,20	0
20	CLA	F	206	53/65	0.70	0.34	20,20,20,20	0
22	BCR	I	103	40/40	0.70	0.48	20,20,20,20	0
20	CLA	A	820	51/65	0.70	0.48	20,20,20,20	0
20	CLA	A	833	45/65	0.70	0.40	20,20,20,20	0
20	CLA	H	101	55/65	0.71	0.39	20,20,20,20	0
20	CLA	2	304	25/65	0.71	0.35	20,20,20,20	0
20	CLA	A	816	54/65	0.71	0.39	20,20,20,20	0
20	CLA	A	823	65/65	0.71	0.41	20,20,20,20	0
25	LMG	B	848	49/55	0.71	0.42	20,20,20,20	0
20	CLA	3	318	65/65	0.72	0.32	20,20,20,20	0
21	LMU	A	856	35/35	0.72	0.29	20,20,20,20	0
20	CLA	B	813	60/65	0.72	0.37	20,20,20,20	0
20	CLA	1	216	25/65	0.72	0.36	20,20,20,20	0
21	LMU	3	322	35/35	0.72	0.28	20,20,20,20	0
20	CLA	B	824	65/65	0.72	0.38	20,20,20,20	0
20	CLA	A	801	46/65	0.73	0.24	20,20,20,20	0
21	LMU	F	201	34/35	0.73	0.26	20,20,20,20	0
22	BCR	A	847	40/40	0.73	0.47	20,20,20,20	0
22	BCR	B	844	40/40	0.73	0.39	20,20,20,20	0
20	CLA	A	829	50/65	0.73	0.41	20,20,20,20	0
20	CLA	3	305	25/65	0.73	0.34	20,20,20,20	0
21	LMU	4	321	35/35	0.73	0.21	20,20,20,20	0
20	CLA	A	821	42/65	0.73	0.36	20,20,20,20	0
23	PQN	A	842	33/33	0.73	0.46	20,20,20,20	0
21	LMU	C	101	35/35	0.73	0.26	20,20,20,20	0
20	CLA	A	817	52/65	0.74	0.38	20,20,20,20	0
20	CLA	F	205	41/65	0.74	0.29	20,20,20,20	0
20	CLA	A	806	55/65	0.74	0.39	20,20,20,20	0
20	CLA	G	102	51/65	0.74	0.31	20,20,20,20	0
20	CLA	B	803	65/65	0.74	0.40	20,20,20,20	0
20	CLA	A	819	65/65	0.74	0.41	20,20,20,20	0
20	CLA	3	312	25/65	0.74	0.26	20,20,20,20	0
20	CLA	H	109	60/65	0.74	0.35	20,20,20,20	0
20	CLA	B	819	46/65	0.74	0.38	20,20,20,20	0
20	CLA	1	205	25/65	0.74	0.29	20,20,20,20	0
22	BCR	F	202	40/40	0.74	0.46	20,20,20,20	0
20	CLA	A	813	54/65	0.74	0.39	20,20,20,20	0
20	CLA	2	305	50/65	0.74	0.34	20,20,20,20	0
21	LMU	B	802	35/35	0.74	0.23	20,20,20,20	0
21	LMU	2	319	35/35	0.74	0.23	20,20,20,20	0

Continued on next page...

Continued from previous page...

Mol	Type	Chain	Res	Atoms	RSCC	RSR	B-factors(Å ²)	Q<0.9
23	PQN	B	841	33/33	0.74	0.42	20,20,20,20	0
20	CLA	A	805	65/65	0.74	0.37	20,20,20,20	0
20	CLA	1	207	51/65	0.75	0.33	20,20,20,20	0
20	CLA	A	826	65/65	0.75	0.45	20,20,20,20	0
20	CLA	A	828	65/65	0.75	0.38	20,20,20,20	0
20	CLA	3	304	36/65	0.75	0.35	20,20,20,20	0
20	CLA	L	207	50/65	0.75	0.34	20,20,20,20	0
20	CLA	4	309	25/65	0.75	0.33	20,20,20,20	0
20	CLA	3	320	25/65	0.75	0.28	20,20,20,20	0
20	CLA	B	831	50/65	0.75	0.39	20,20,20,20	0
20	CLA	1	203	47/65	0.76	0.27	20,20,20,20	0
20	CLA	B	849	65/65	0.76	0.39	20,20,20,20	0
20	CLA	A	812	54/65	0.76	0.34	20,20,20,20	0
21	LMU	B	847	35/35	0.76	0.29	2,35,60,60	0
20	CLA	A	832	50/65	0.76	0.36	20,20,20,20	0
20	CLA	2	312	50/65	0.76	0.31	20,20,20,20	0
21	LMU	L	205	35/35	0.76	0.24	20,20,20,20	0
20	CLA	L	209	50/65	0.76	0.29	20,20,20,20	0
20	CLA	A	804	55/65	0.76	0.33	20,20,20,20	0
21	LMU	A	854	35/35	0.76	0.27	20,20,20,20	0
20	CLA	2	315	25/65	0.77	0.32	20,20,20,20	0
20	CLA	B	823	58/65	0.77	0.37	20,20,20,20	0
20	CLA	3	303	25/65	0.77	0.36	20,20,20,20	0
21	LMU	G	101	35/35	0.77	0.24	20,20,20,20	0
20	CLA	2	316	65/65	0.77	0.29	20,20,20,20	0
20	CLA	F	204	36/65	0.77	0.35	20,20,20,20	0
20	CLA	3	316	25/65	0.77	0.38	20,20,20,20	0
22	BCR	B	845	40/40	0.77	0.40	20,20,20,20	0
20	CLA	A	851	65/65	0.78	0.36	20,20,20,20	0
20	CLA	A	824	65/65	0.78	0.35	20,20,20,20	0
22	BCR	F	203	40/40	0.78	0.31	20,20,20,20	0
20	CLA	1	206	61/65	0.78	0.32	20,20,20,20	0
21	LMU	K	105	35/35	0.78	0.28	20,20,20,20	0
20	CLA	B	832	45/65	0.78	0.32	20,20,20,20	0
20	CLA	4	310	25/65	0.78	0.27	20,20,20,20	0
20	CLA	L	202	65/65	0.78	0.36	20,20,20,20	0
20	CLA	A	807	46/65	0.78	0.48	20,20,20,20	0
21	LMU	A	855	35/35	0.79	0.30	20,20,20,20	0
20	CLA	A	825	65/65	0.79	0.35	20,20,20,20	0
20	CLA	4	307	52/65	0.79	0.25	20,20,20,20	0
20	CLA	B	829	50/65	0.79	0.36	20,20,20,20	0
20	CLA	4	316	46/65	0.79	0.25	20,20,20,20	0

Continued on next page...

Continued from previous page...

Mol	Type	Chain	Res	Atoms	RSCC	RSR	B-factors(\AA^2)	Q<0.9
20	CLA	A	852	65/65	0.79	0.36	20,20,20,20	0
20	CLA	A	822	55/65	0.79	0.35	20,20,20,20	0
20	CLA	B	808	65/65	0.79	0.37	20,20,20,20	0
20	CLA	2	309	25/65	0.79	0.30	20,20,20,20	0
20	CLA	A	815	50/65	0.79	0.31	20,20,20,20	0
20	CLA	B	815	59/65	0.79	0.37	20,20,20,20	0
21	LMU	H	106	35/35	0.79	0.33	20,20,20,20	0
20	CLA	B	851	65/65	0.79	0.35	20,20,20,20	0
20	CLA	B	817	61/65	0.79	0.34	20,20,20,20	0
20	CLA	A	835	65/65	0.79	0.34	20,20,20,20	0
26	UNL	H	111	23/-	0.79	0.24	20,20,20,20	0
22	BCR	B	843	40/40	0.80	0.37	20,20,20,20	0
20	CLA	A	827	55/65	0.80	0.40	20,20,20,20	0
20	CLA	4	312	25/65	0.80	0.27	20,20,20,20	0
20	CLA	B	835	60/65	0.80	0.34	20,20,20,20	0
22	BCR	B	852	40/40	0.80	0.35	20,20,20,20	0
20	CLA	1	214	25/65	0.80	0.20	20,20,20,20	0
20	CLA	A	809	52/65	0.80	0.34	20,20,20,20	0
21	LMU	E	101	35/35	0.80	0.24	20,20,20,20	0
20	CLA	2	311	50/65	0.80	0.28	20,20,20,20	0
20	CLA	B	804	45/65	0.80	0.33	20,20,20,20	0
20	CLA	1	202	57/65	0.80	0.22	2,38,60,60	0
20	CLA	B	812	65/65	0.80	0.33	20,20,20,20	0
20	CLA	A	836	47/65	0.80	0.35	20,20,20,20	0
22	BCR	B	842	40/40	0.80	0.39	20,20,20,20	0
20	CLA	A	830	65/65	0.81	0.35	20,20,20,20	0
20	CLA	A	837	47/65	0.81	0.33	20,20,20,20	0
20	CLA	A	838	65/65	0.81	0.34	20,20,20,20	0
20	CLA	B	805	60/65	0.81	0.33	20,20,20,20	0
20	CLA	1	204	46/65	0.81	0.27	20,20,20,20	0
22	BCR	I	101	40/40	0.81	0.38	20,20,20,20	0
20	CLA	B	827	65/65	0.81	0.36	20,20,20,20	0
20	CLA	B	809	54/65	0.81	0.30	20,20,20,20	0
20	CLA	B	830	65/65	0.81	0.33	20,20,20,20	0
20	CLA	B	810	55/65	0.81	0.29	20,20,20,20	0
20	CLA	1	212	25/65	0.81	0.44	20,20,20,20	0
20	CLA	A	841	65/65	0.81	0.37	20,20,20,20	0
20	CLA	4	314	36/65	0.81	0.29	20,20,20,20	0
20	CLA	A	803	50/65	0.82	0.32	20,20,20,20	0
20	CLA	J	101	48/65	0.82	0.25	20,20,20,20	0
20	CLA	B	818	50/65	0.82	0.35	20,20,20,20	0
20	CLA	A	850	65/65	0.82	0.35	20,20,20,20	0

Continued on next page...

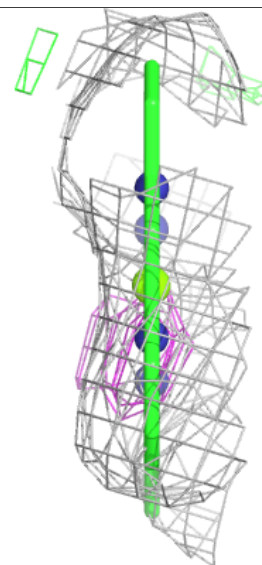
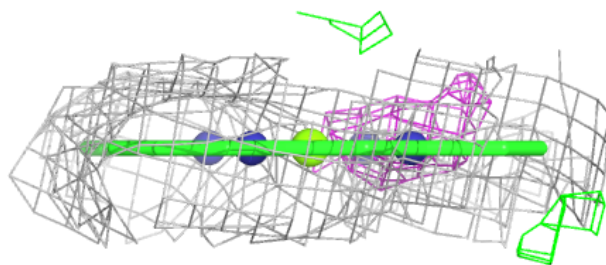
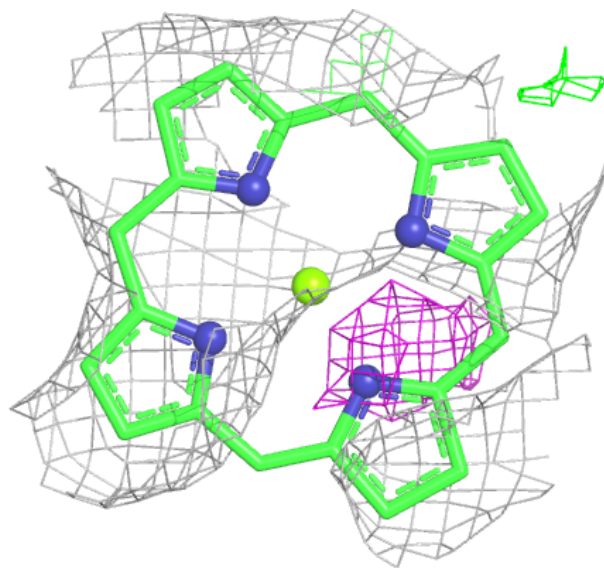
Continued from previous page...

Mol	Type	Chain	Res	Atoms	RSCC	RSR	B-factors(Å ²)	Q<0.9
20	CLA	L	208	47/65	0.82	0.31	20,20,20,20	0
20	CLA	B	850	65/65	0.82	0.34	20,20,20,20	0
20	CLA	B	821	65/65	0.82	0.28	20,20,20,20	0
20	CLA	B	822	54/65	0.82	0.32	20,20,20,20	0
20	CLA	I	102	60/65	0.83	0.29	20,20,20,20	0
20	CLA	B	806	65/65	0.83	0.36	20,20,20,20	0
22	BCR	A	846	40/40	0.83	0.32	20,20,20,20	0
20	CLA	A	834	49/65	0.83	0.30	20,20,20,20	0
20	CLA	1	208	25/65	0.83	0.34	20,20,20,20	0
20	CLA	1	209	36/65	0.84	0.27	20,20,20,20	0
20	CLA	B	825	65/65	0.84	0.36	20,20,20,20	0
20	CLA	A	831	55/65	0.84	0.33	20,20,20,20	0
20	CLA	B	828	50/65	0.85	0.30	20,20,20,20	0
20	CLA	B	811	58/65	0.85	0.27	20,20,20,20	0
20	CLA	B	837	47/65	0.85	0.31	20,20,20,20	0
20	CLA	B	820	55/65	0.85	0.29	20,20,20,20	0
20	CLA	A	808	65/65	0.86	0.35	20,20,20,20	0
20	CLA	4	313	25/65	0.86	0.30	20,20,20,20	0
20	CLA	4	303	36/65	0.86	0.33	20,20,20,20	0
20	CLA	B	839	65/65	0.86	0.40	20,20,20,20	0
24	SF4	C	102	8/8	0.87	0.16	20,20,20,20	0
20	CLA	B	816	60/65	0.87	0.32	20,20,20,20	0
20	CLA	B	826	65/65	0.87	0.32	20,20,20,20	0
20	CLA	B	807	65/65	0.88	0.33	20,20,20,20	0
20	CLA	B	836	65/65	0.88	0.28	20,20,20,20	0
20	CLA	4	315	25/65	0.90	0.21	20,20,20,20	0
24	SF4	C	103	8/8	0.91	0.14	20,20,20,20	0
24	SF4	A	857	8/8	0.93	0.14	20,20,20,20	0

The following is a graphical depiction of the model fit to experimental electron density of all instances of the Ligand of Interest. In addition, ligands with molecular weight > 250 and outliers as shown on the geometry validation Tables will also be included. Each fit is shown from different orientation to approximate a three-dimensional view.

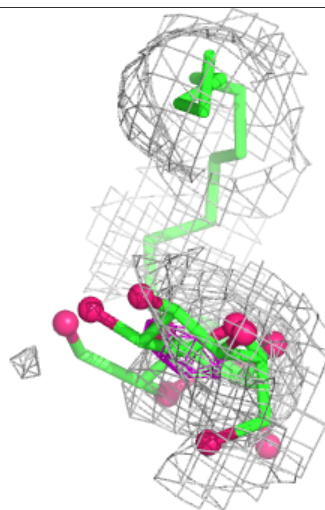
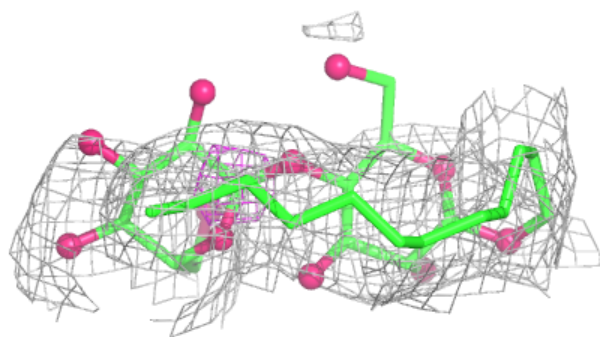
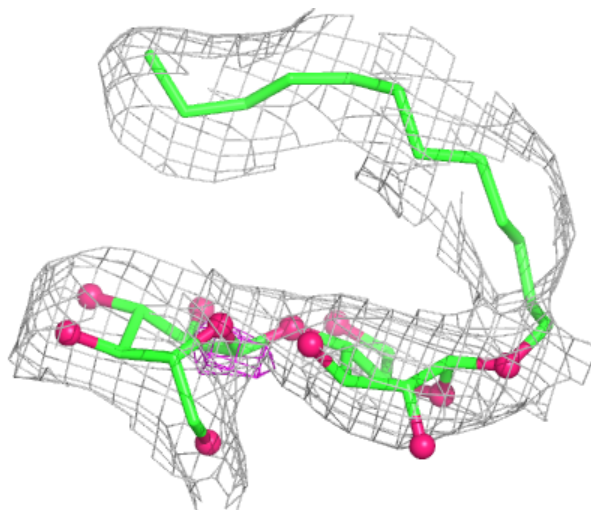
Electron density around CLA 3 310:

$2mF_o-DF_c$ (at 0.7 rmsd) in gray
 mF_o-DF_c (at 3 rmsd) in purple (negative)
and green (positive)



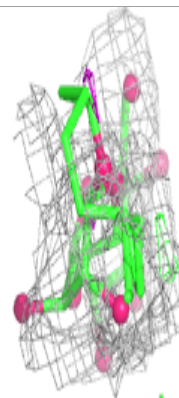
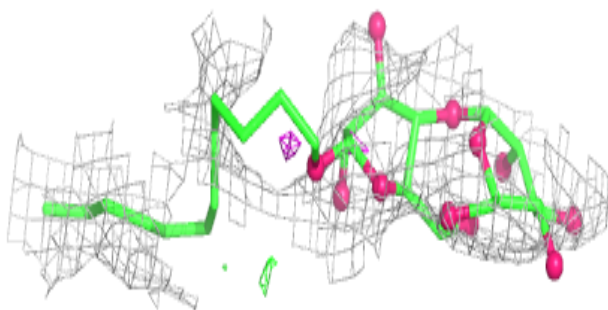
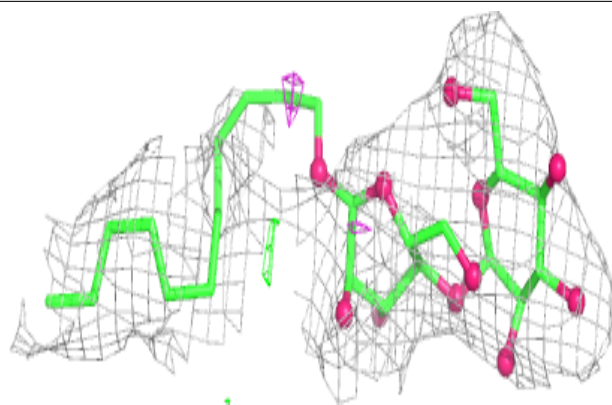
Electron density around LMU 1 218:

$2mF_o-DF_c$ (at 0.7 rmsd) in gray
 mF_o-DF_c (at 3 rmsd) in purple (negative)
and green (positive)

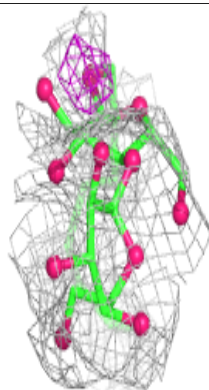
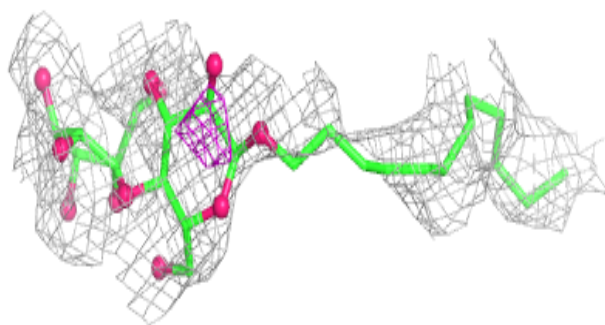
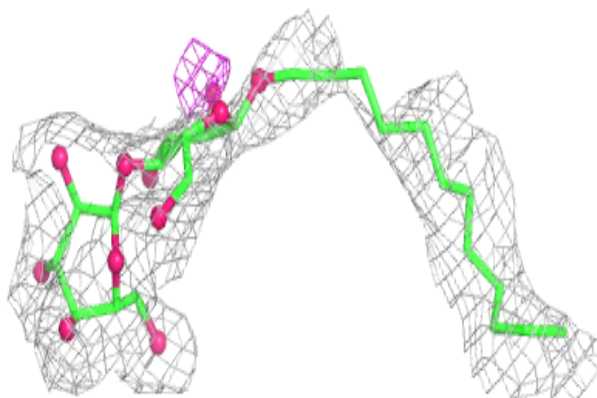


Electron density around LMU R 102:

$2mF_o-DF_c$ (at 0.7 rmsd) in gray
 mF_o-DF_c (at 3 rmsd) in purple (negative)
and green (positive)

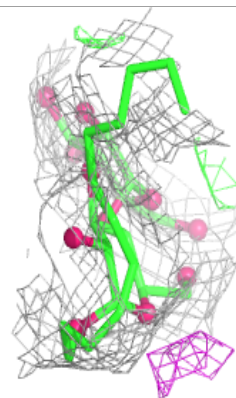
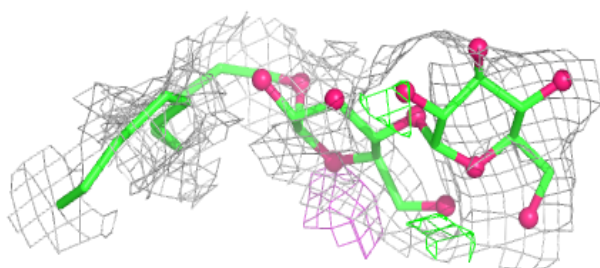
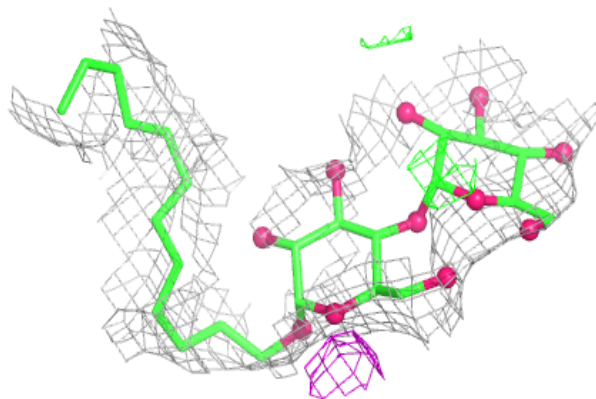
**Electron density around LMU L 204:**

$2mF_o-DF_c$ (at 0.7 rmsd) in gray
 mF_o-DF_c (at 3 rmsd) in purple (negative)
and green (positive)

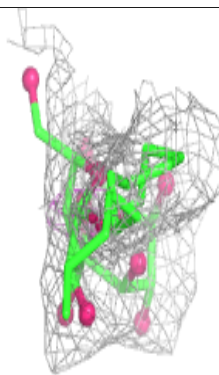
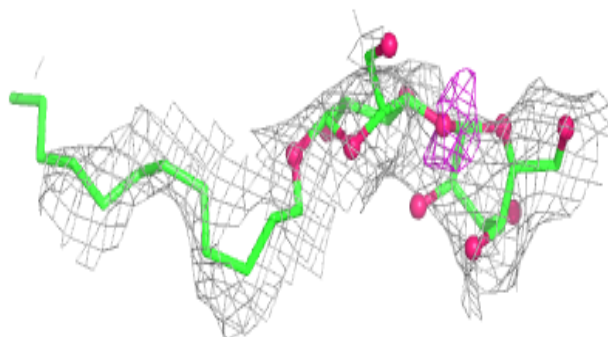
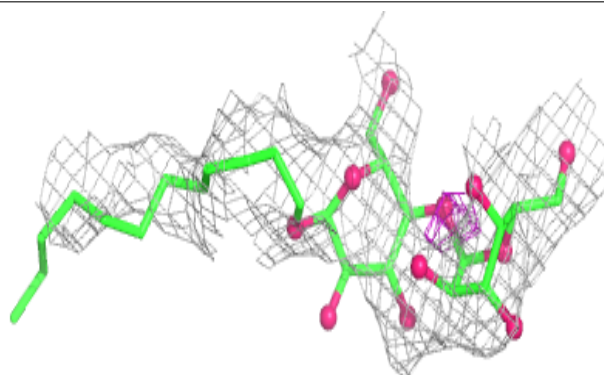


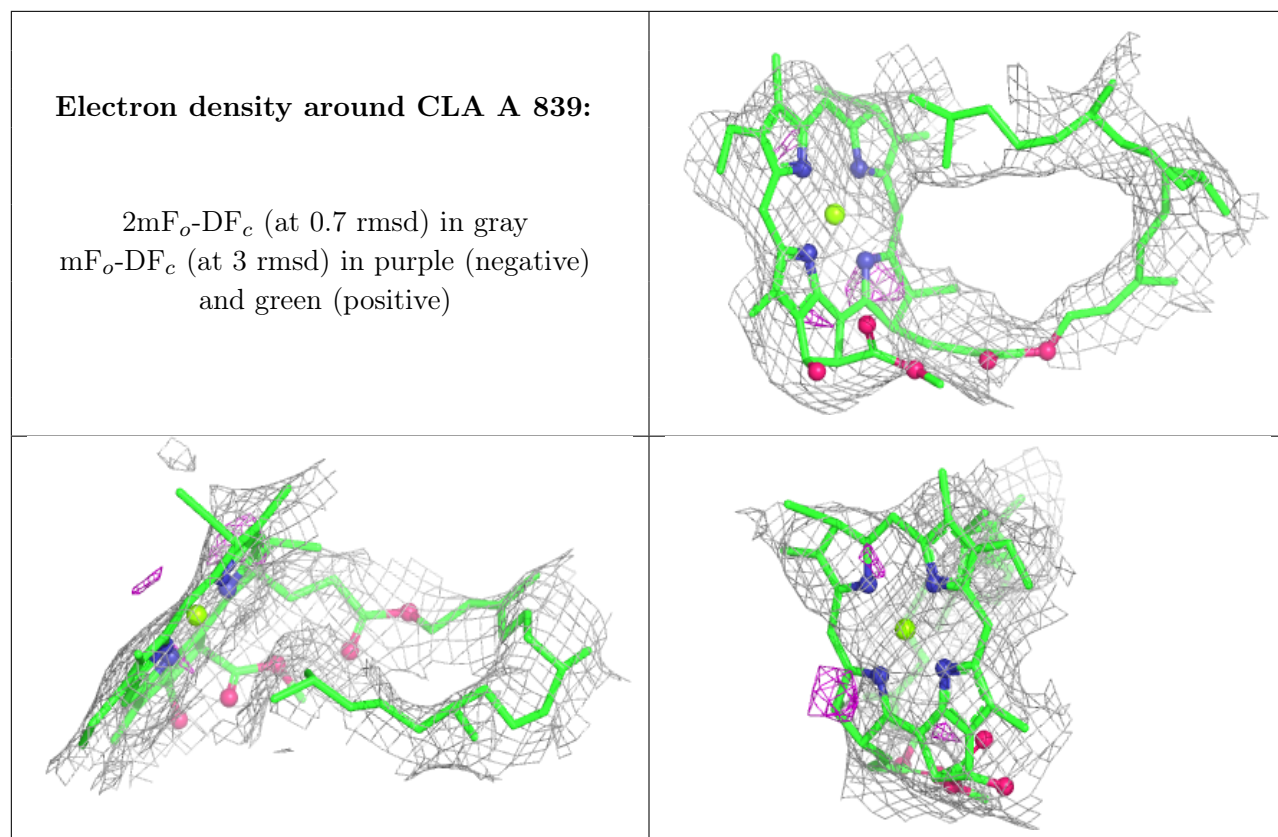
Electron density around LMU R 106:

$2mF_o-DF_c$ (at 0.7 rmsd) in gray
 mF_o-DF_c (at 3 rmsd) in purple (negative)
and green (positive)

**Electron density around LMU A 853:**

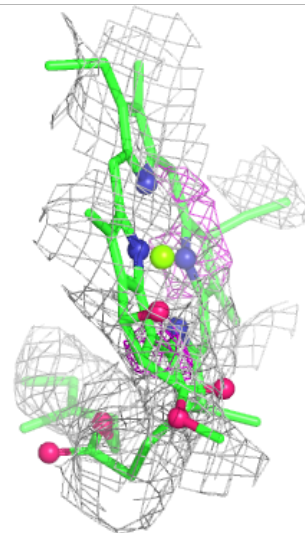
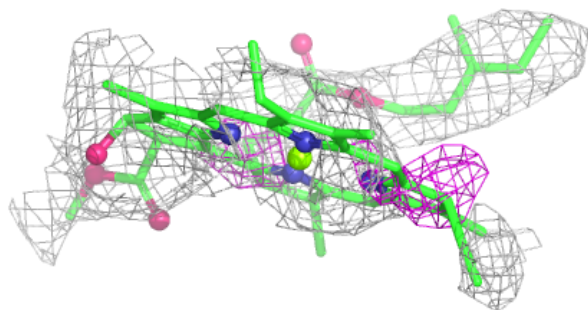
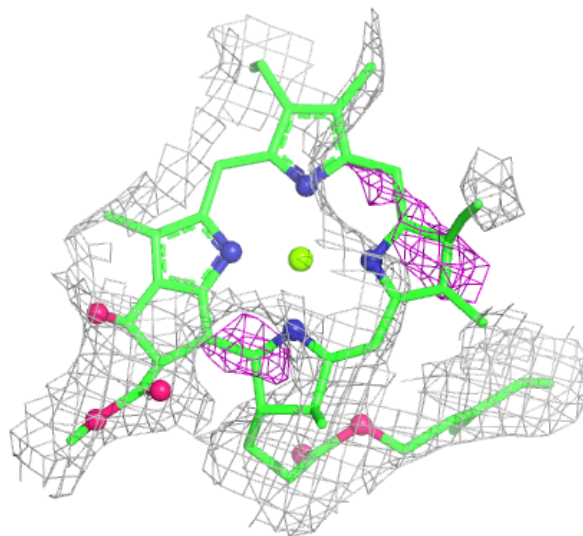
$2mF_o-DF_c$ (at 0.7 rmsd) in gray
 mF_o-DF_c (at 3 rmsd) in purple (negative)
and green (positive)

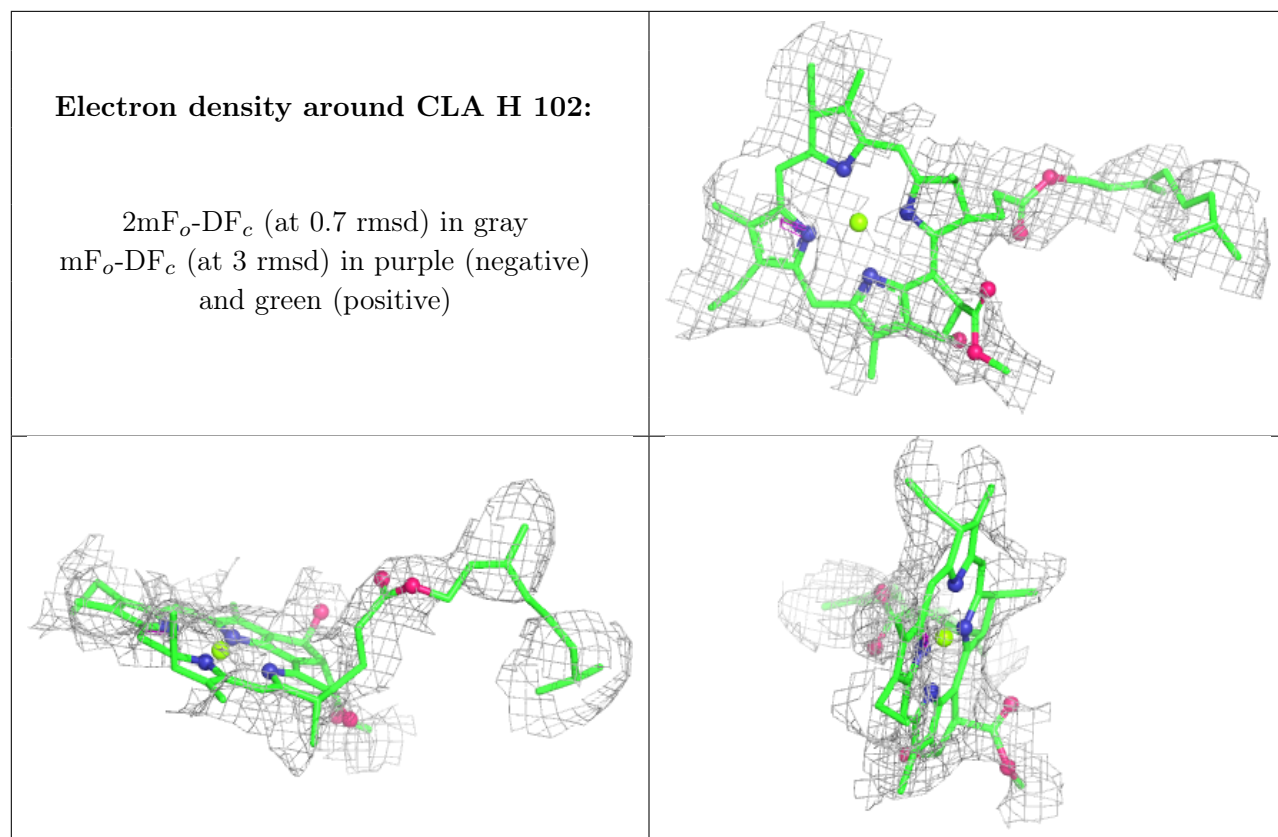




Electron density around CLA B 834:

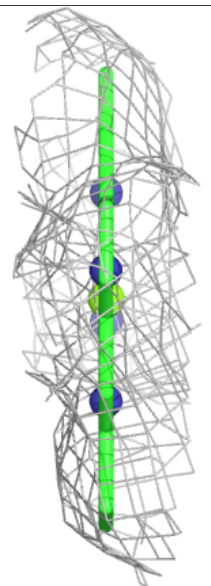
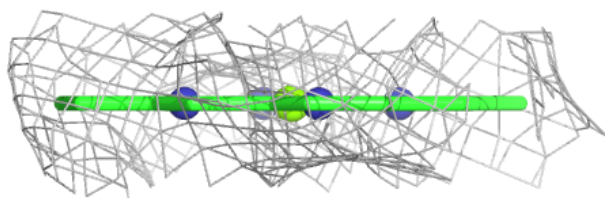
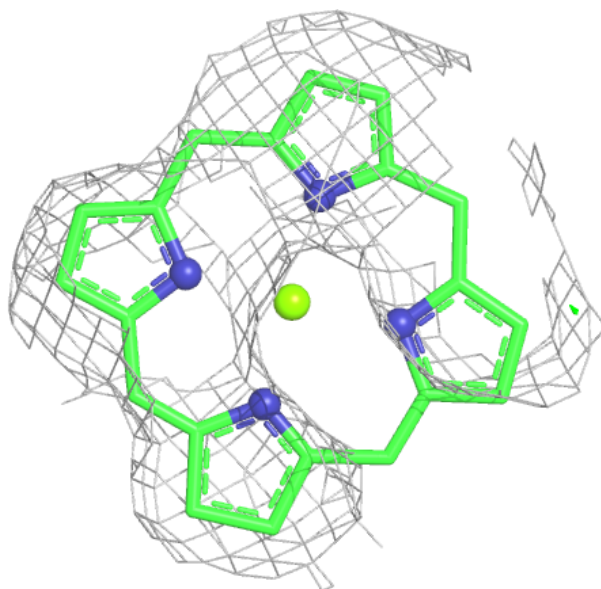
$2mF_o-DF_c$ (at 0.7 rmsd) in gray
 mF_o-DF_c (at 3 rmsd) in purple (negative)
and green (positive)





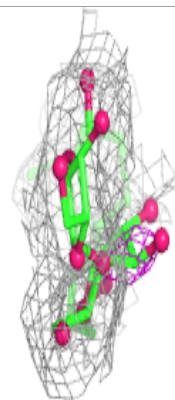
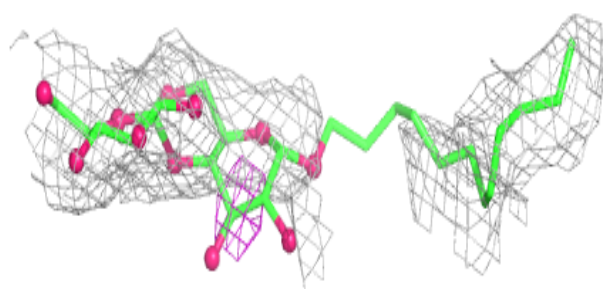
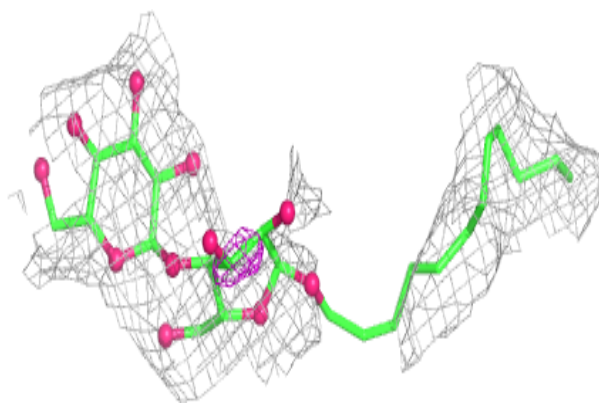
Electron density around CLA 3 306:

$2mF_o-DF_c$ (at 0.7 rmsd) in gray
 mF_o-DF_c (at 3 rmsd) in purple (negative)
and green (positive)

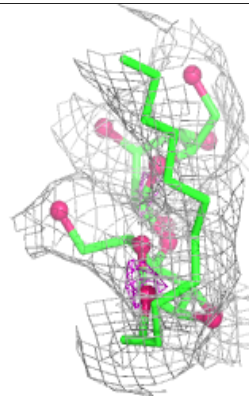
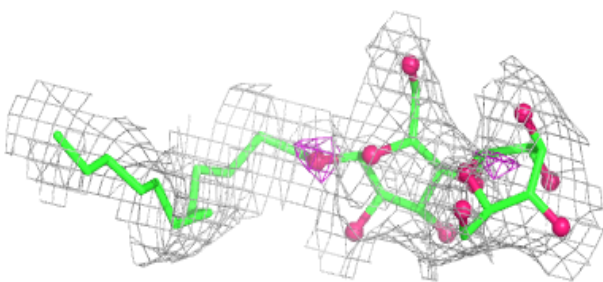
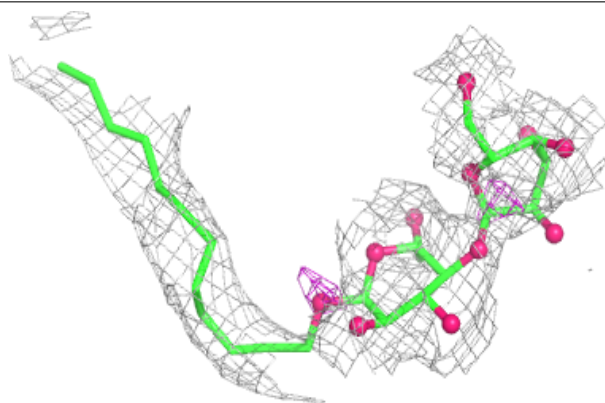


Electron density around LMU B 801:

$2mF_o-DF_c$ (at 0.7 rmsd) in gray
 mF_o-DF_c (at 3 rmsd) in purple (negative)
and green (positive)

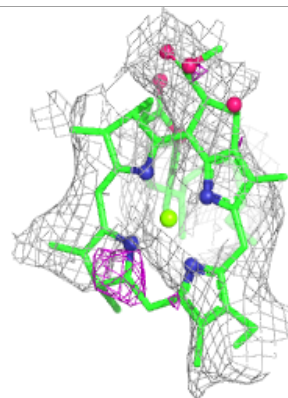
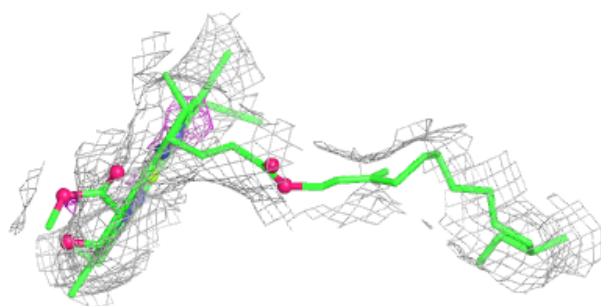
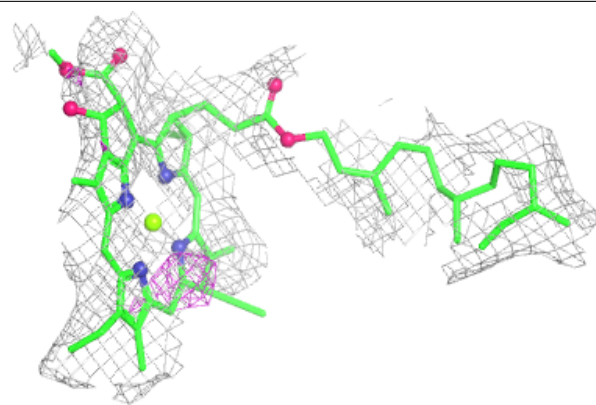
**Electron density around LMU 4 301:**

$2mF_o-DF_c$ (at 0.7 rmsd) in gray
 mF_o-DF_c (at 3 rmsd) in purple (negative)
and green (positive)



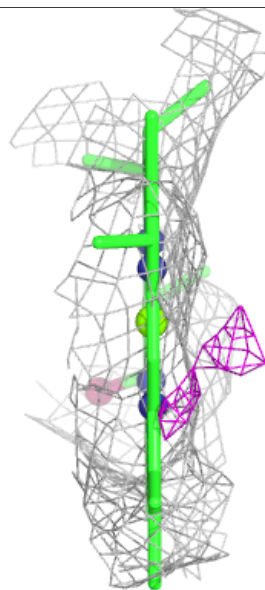
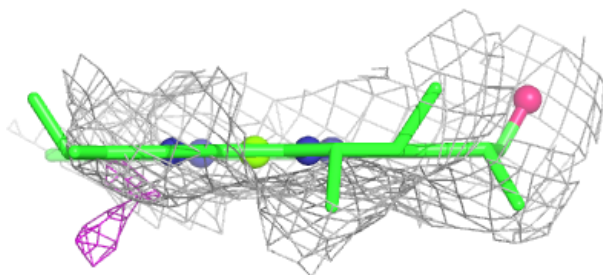
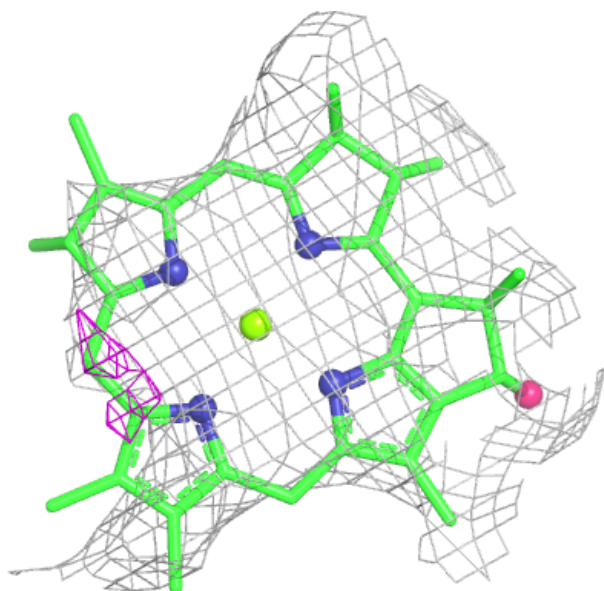
Electron density around CLA 2 322:

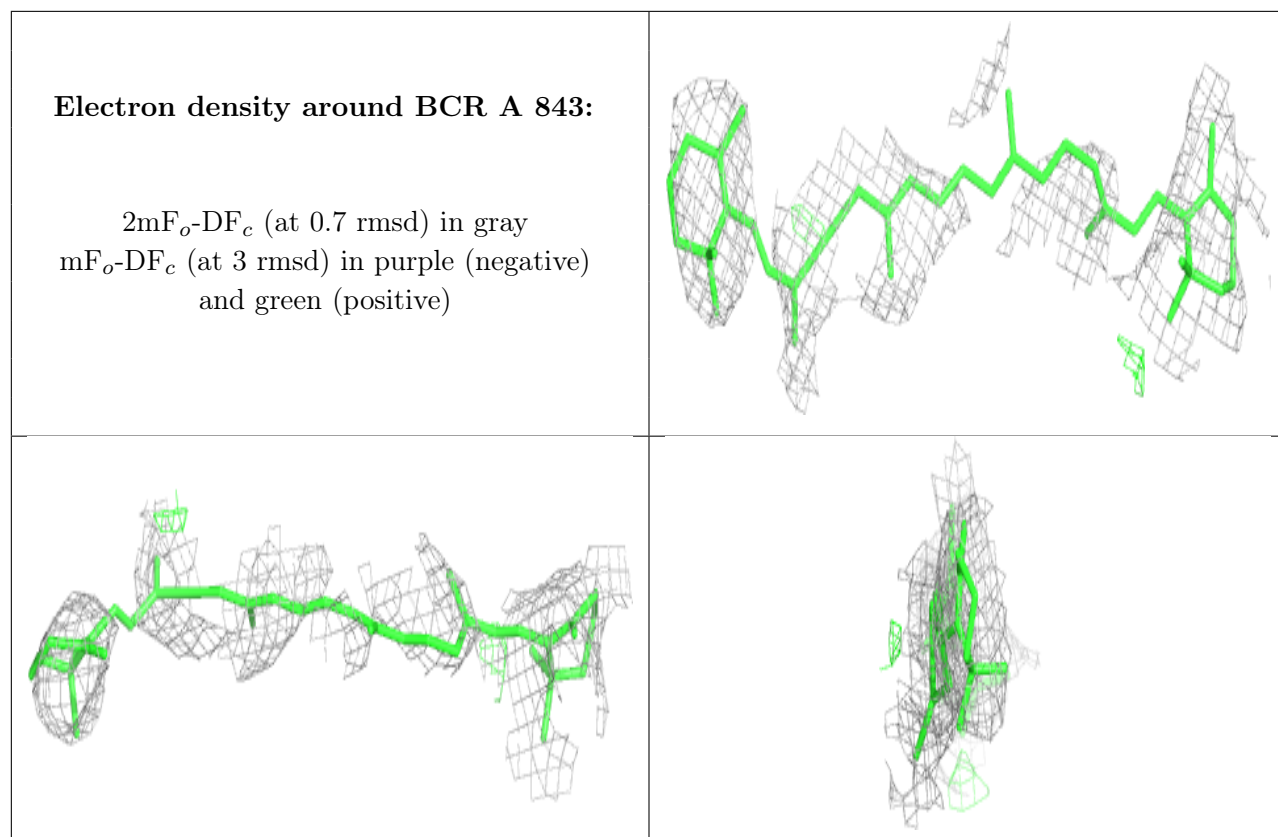
$2mF_o-DF_c$ (at 0.7 rmsd) in gray
 mF_o-DF_c (at 3 rmsd) in purple (negative)
and green (positive)



Electron density around CLA 3 301:

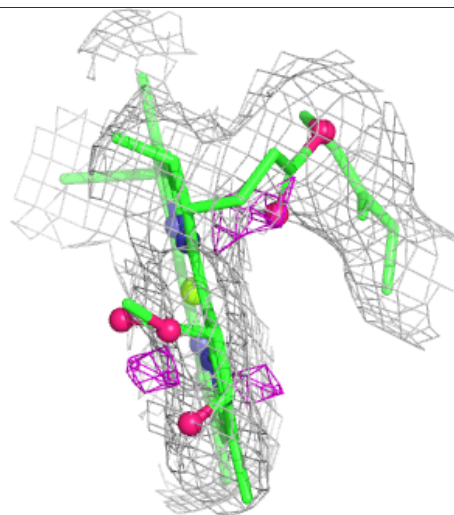
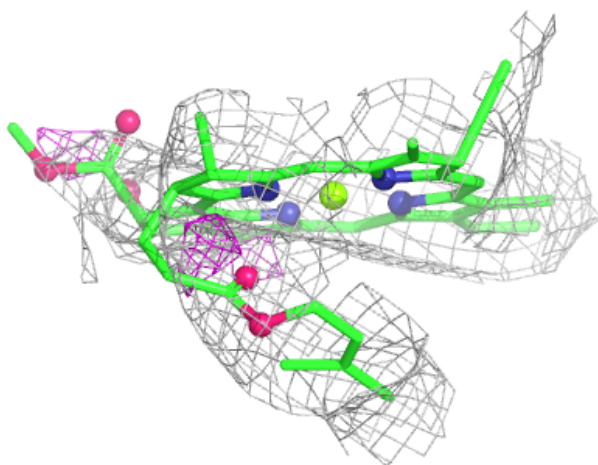
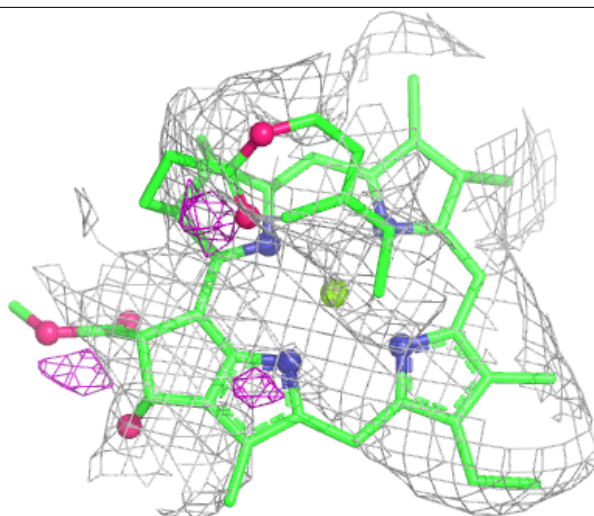
$2mF_o-DF_c$ (at 0.7 rmsd) in gray
 mF_o-DF_c (at 3 rmsd) in purple (negative)
and green (positive)

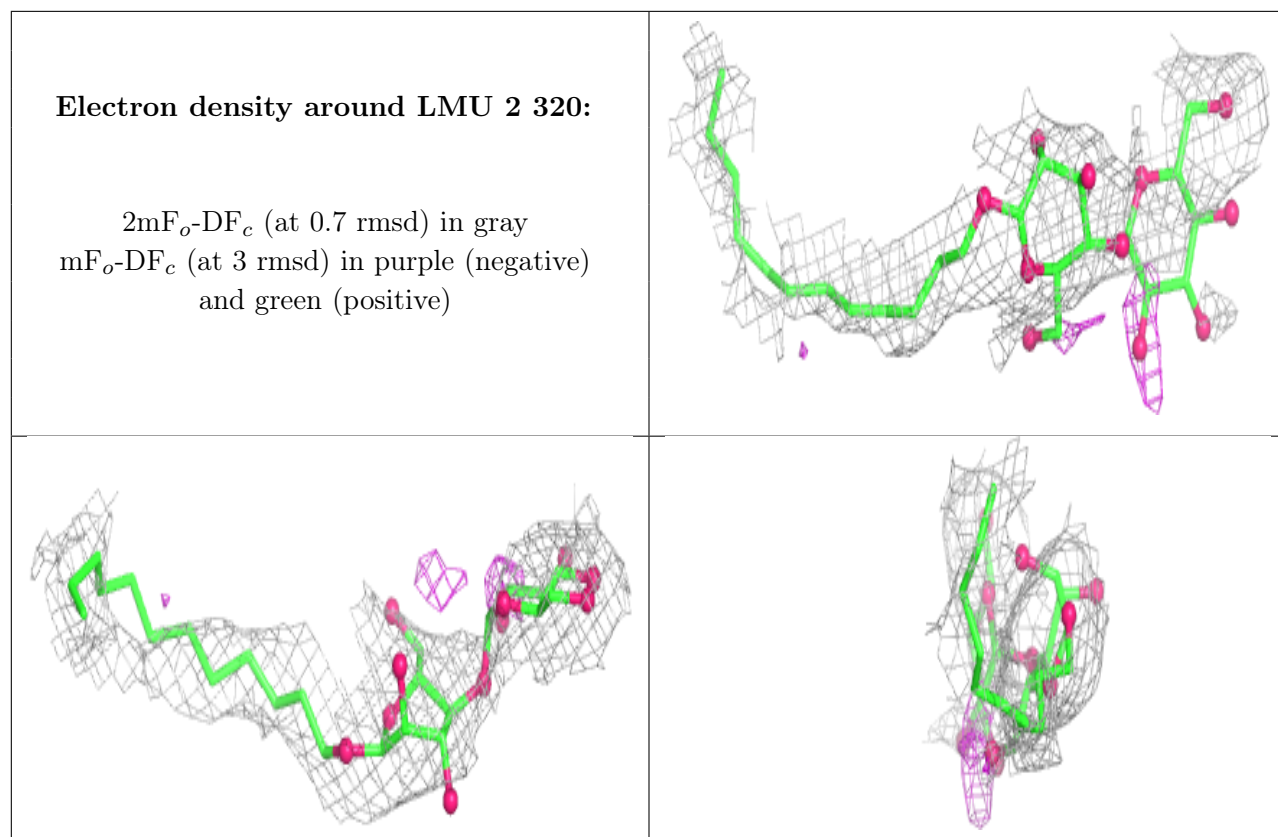




Electron density around CLA 2 302:

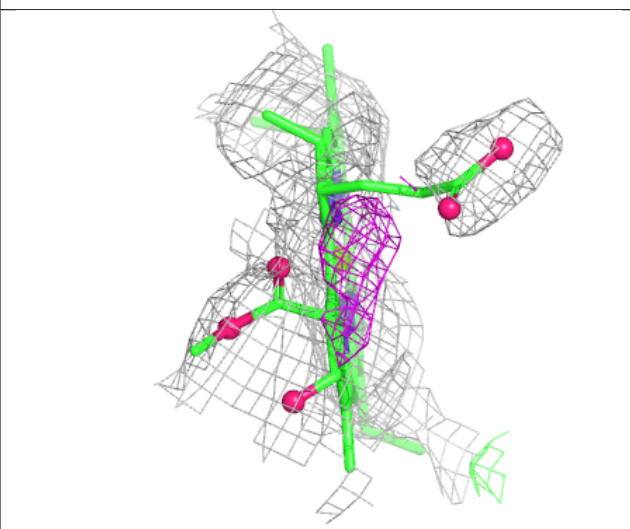
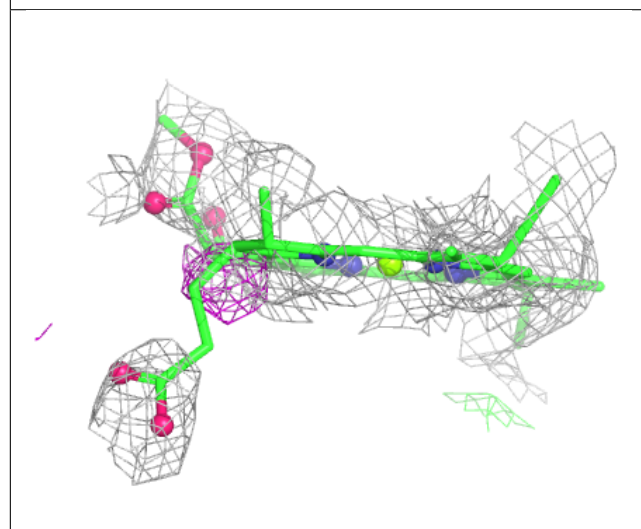
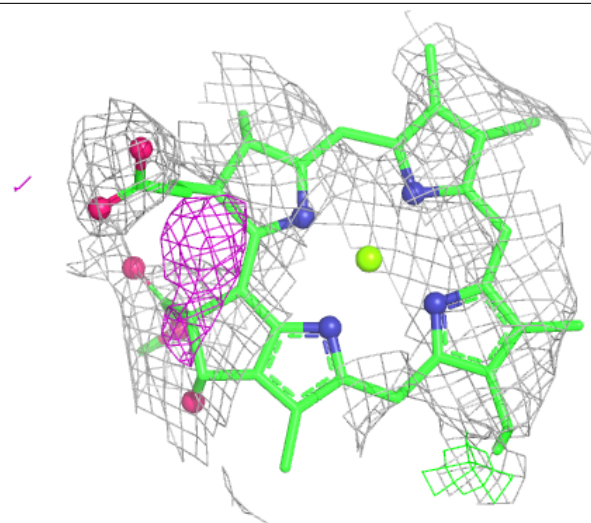
$2mF_o-DF_c$ (at 0.7 rmsd) in gray
 mF_o-DF_c (at 3 rmsd) in purple (negative)
and green (positive)





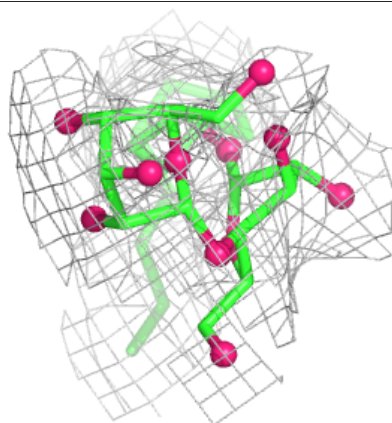
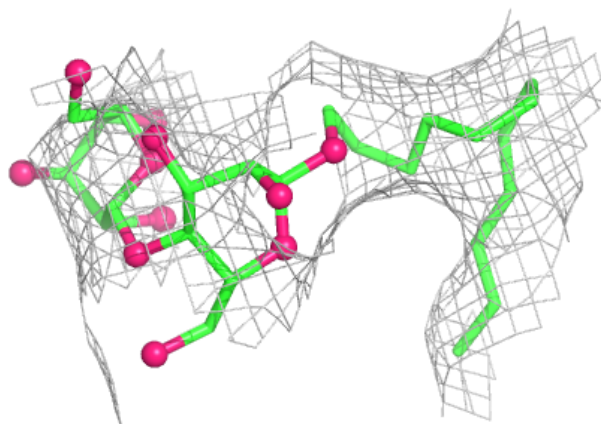
Electron density around CLA B 833:

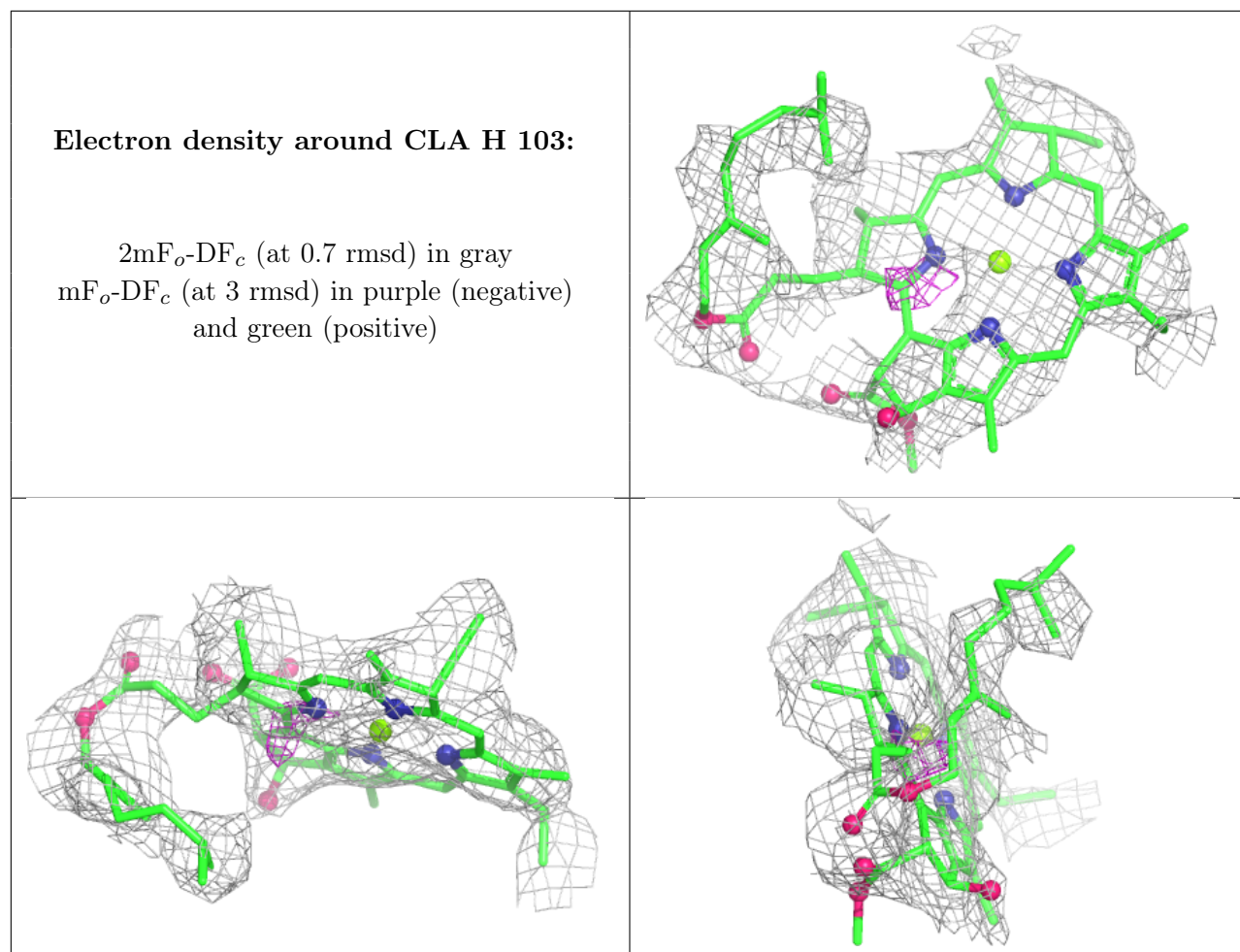
$2mF_o-DF_c$ (at 0.7 rmsd) in gray
 mF_o-DF_c (at 3 rmsd) in purple (negative)
and green (positive)



Electron density around LMU H 108:

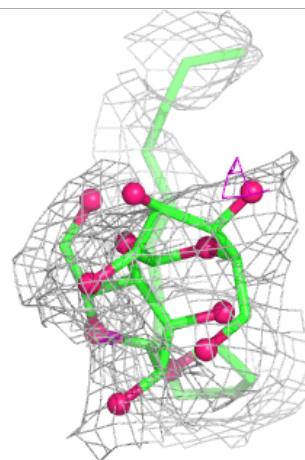
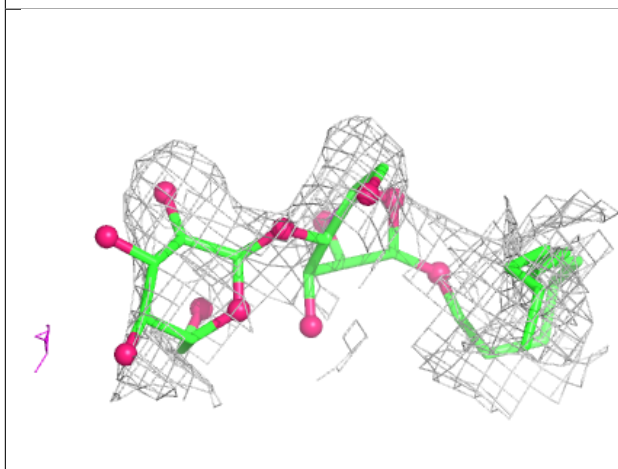
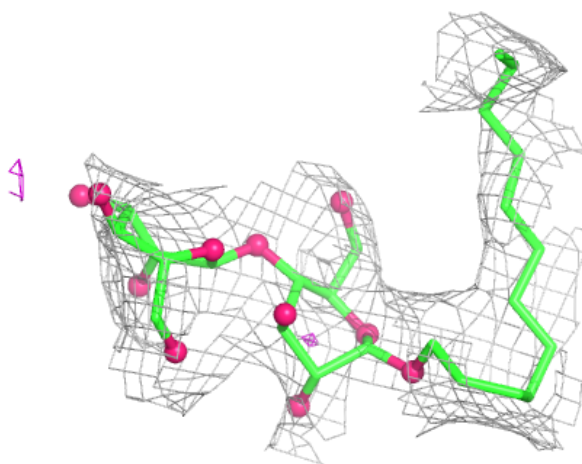
$2mF_o-DF_c$ (at 0.7 rmsd) in gray
 mF_o-DF_c (at 3 rmsd) in purple (negative)
and green (positive)





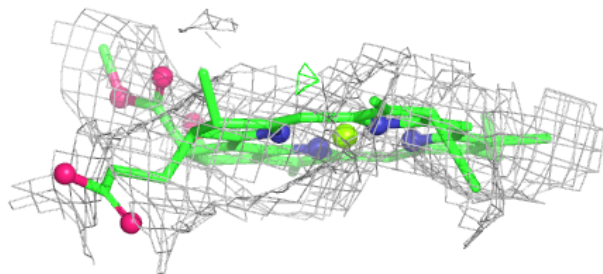
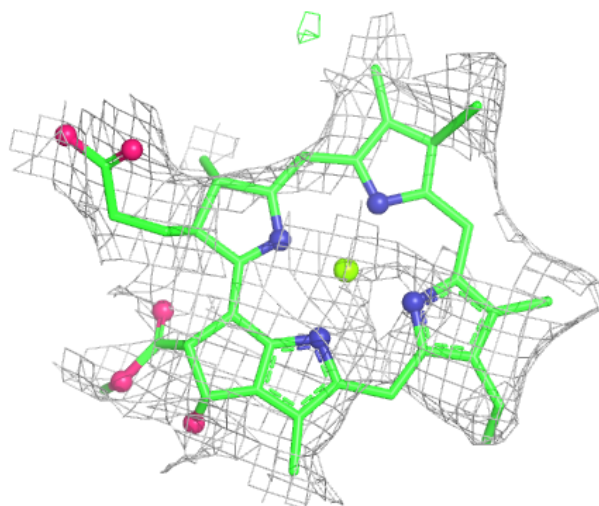
Electron density around LMU R 101:

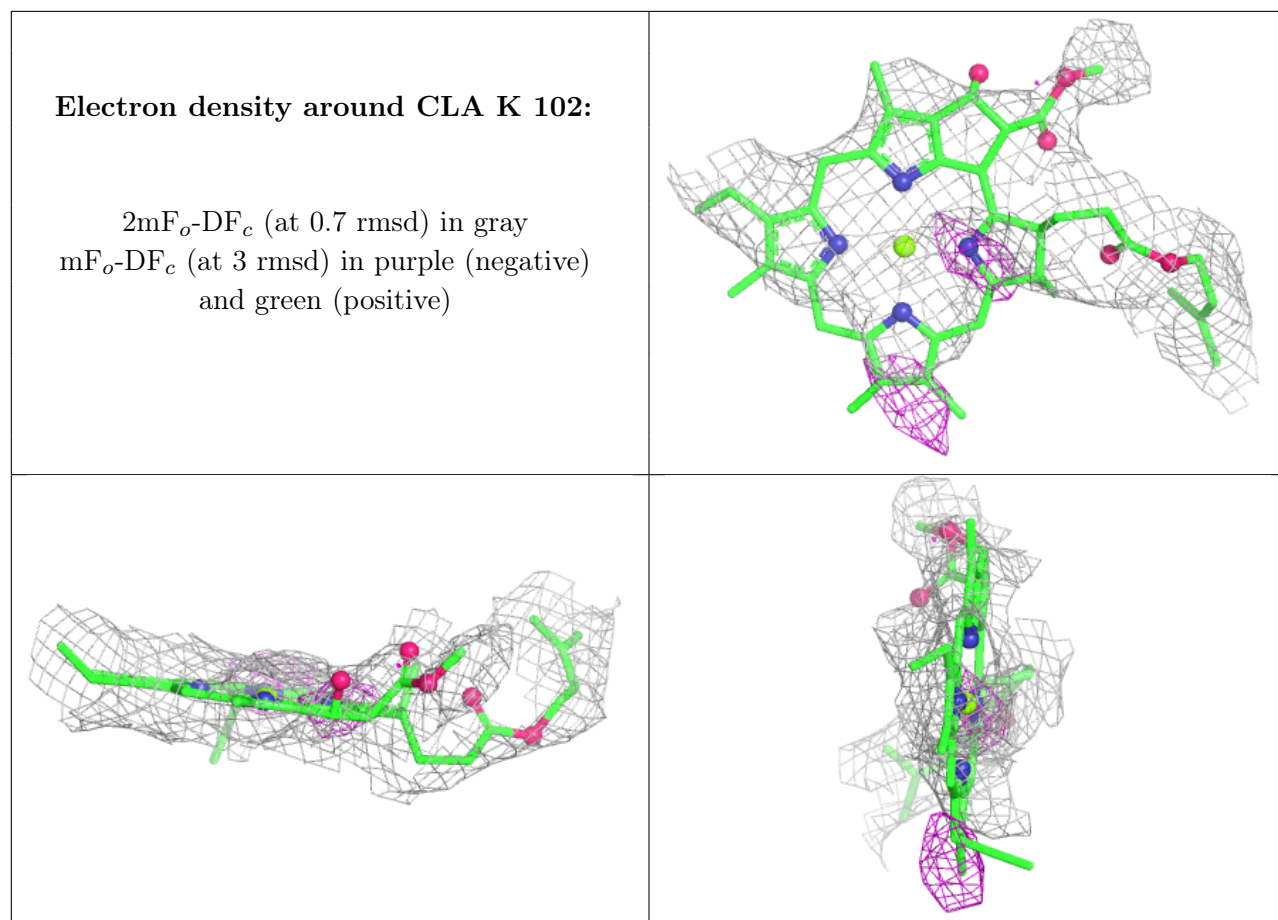
$2mF_o-DF_c$ (at 0.7 rmsd) in gray
 mF_o-DF_c (at 3 rmsd) in purple (negative)
and green (positive)



Electron density around CLA K 101:

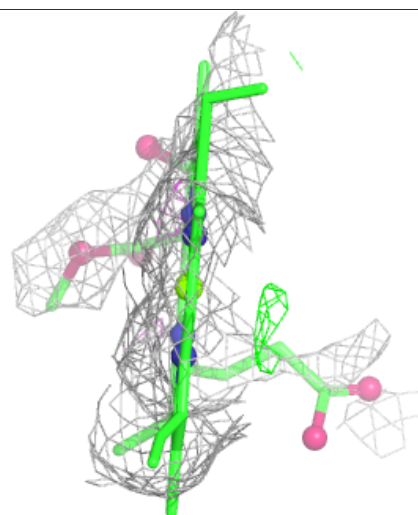
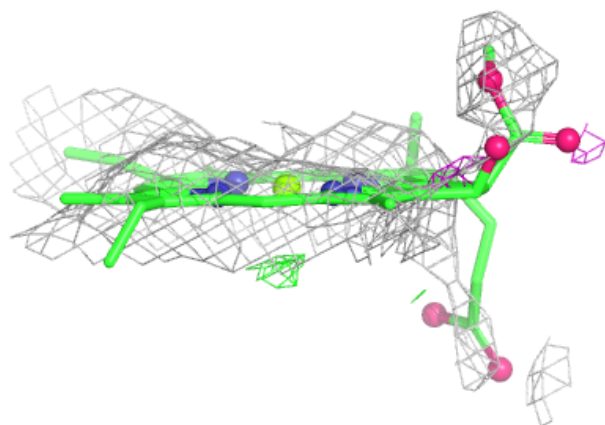
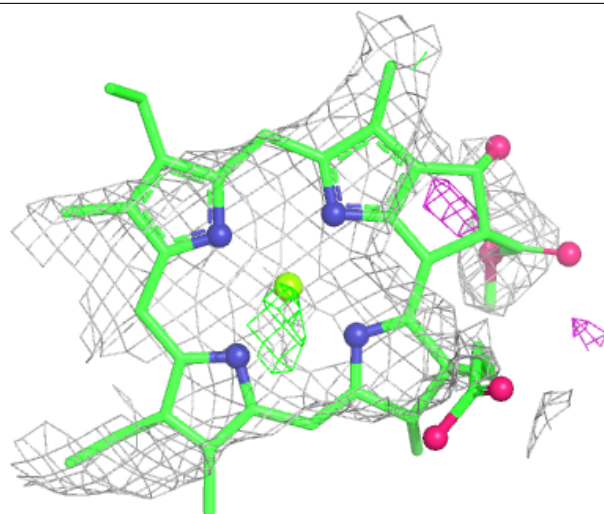
$2mF_o-DF_c$ (at 0.7 rmsd) in gray
 mF_o-DF_c (at 3 rmsd) in purple (negative)
and green (positive)





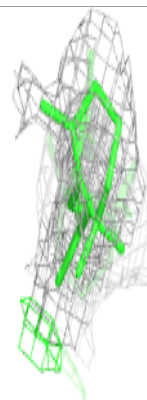
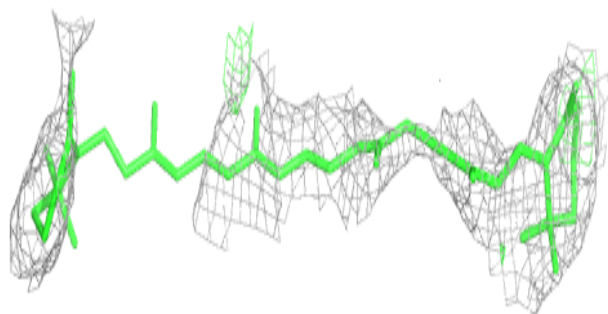
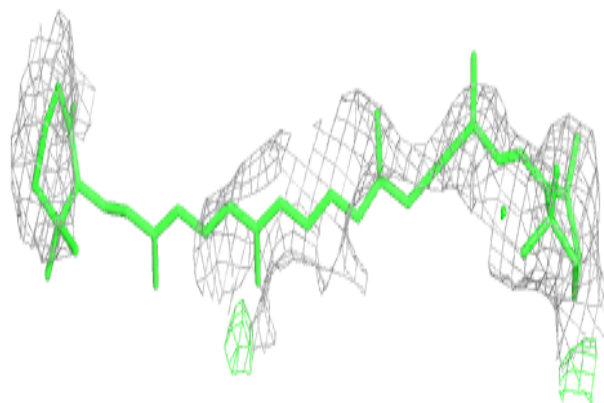
Electron density around CLA A 814:

$2mF_o-DF_c$ (at 0.7 rmsd) in gray
 mF_o-DF_c (at 3 rmsd) in purple (negative)
and green (positive)

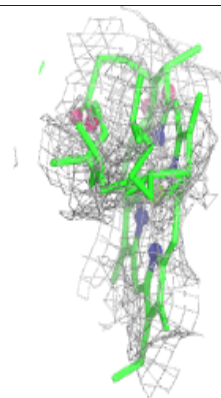
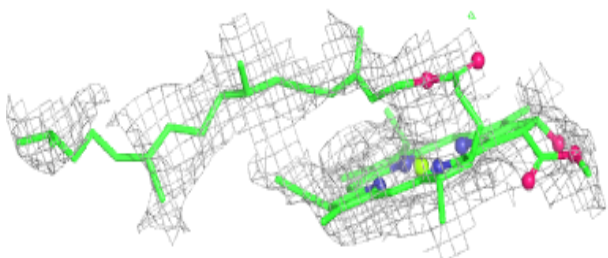
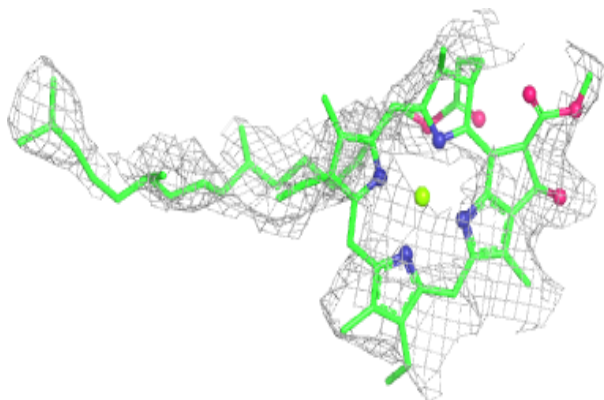


Electron density around BCR J 102:

$2mF_o-DF_c$ (at 0.7 rmsd) in gray
 mF_o-DF_c (at 3 rmsd) in purple (negative)
and green (positive)

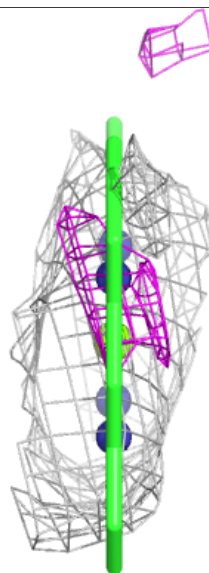
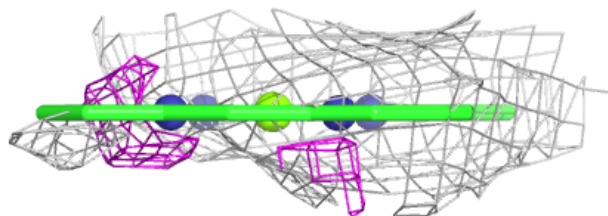
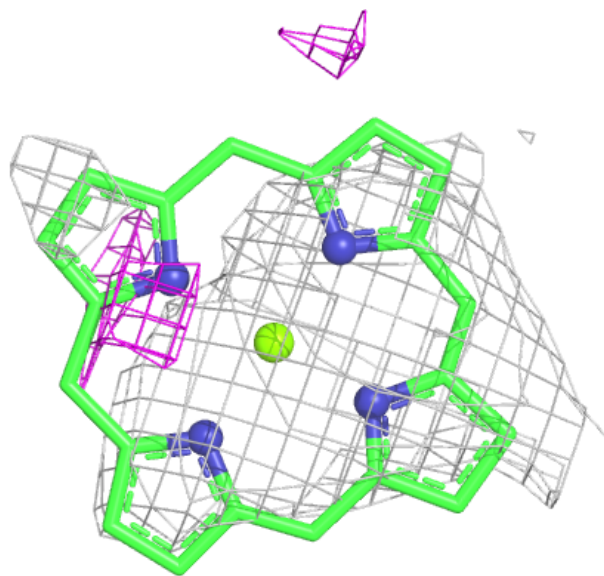
**Electron density around CLA 2 308:**

$2mF_o-DF_c$ (at 0.7 rmsd) in gray
 mF_o-DF_c (at 3 rmsd) in purple (negative)
and green (positive)



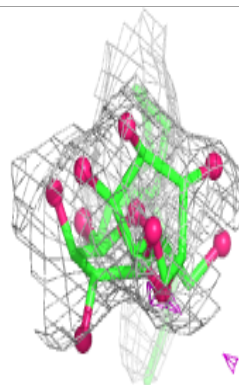
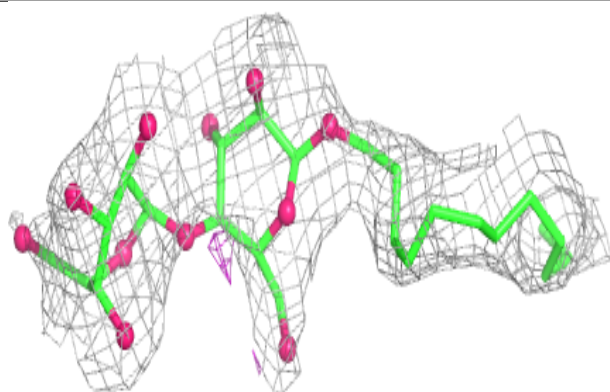
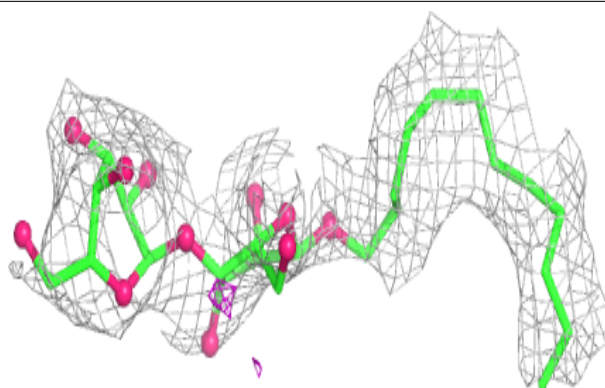
Electron density around CLA 2 301:

$2mF_o-DF_c$ (at 0.7 rmsd) in gray
 mF_o-DF_c (at 3 rmsd) in purple (negative)
and green (positive)

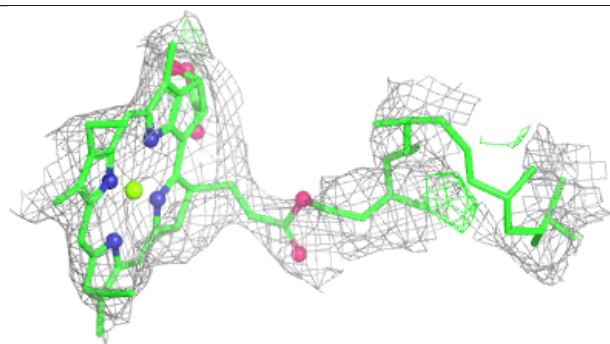
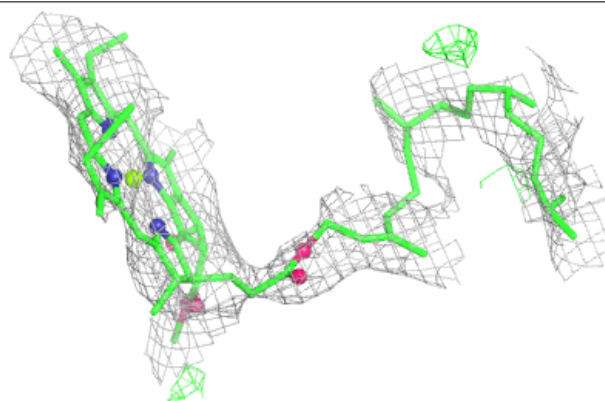


Electron density around LMU A 848:

$2mF_o-DF_c$ (at 0.7 rmsd) in gray
 mF_o-DF_c (at 3 rmsd) in purple (negative)
and green (positive)

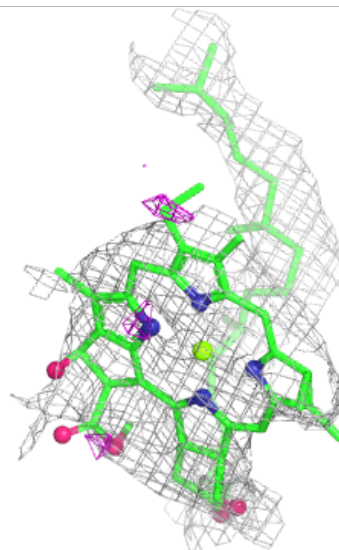
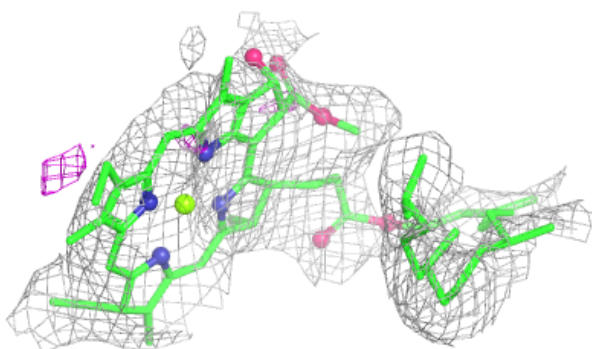
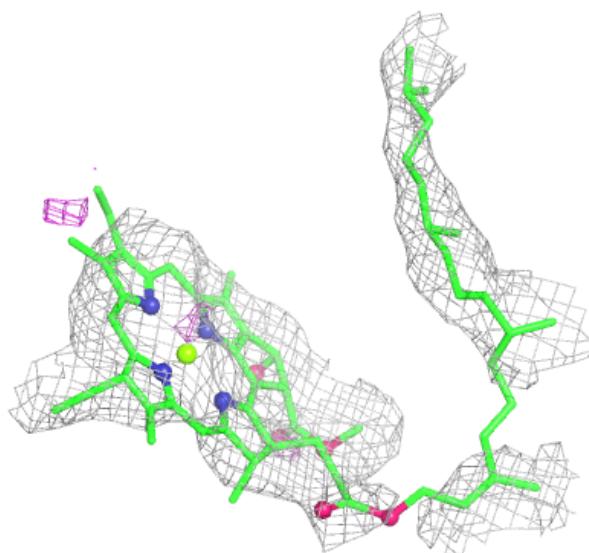
**Electron density around CLA 3 311:**

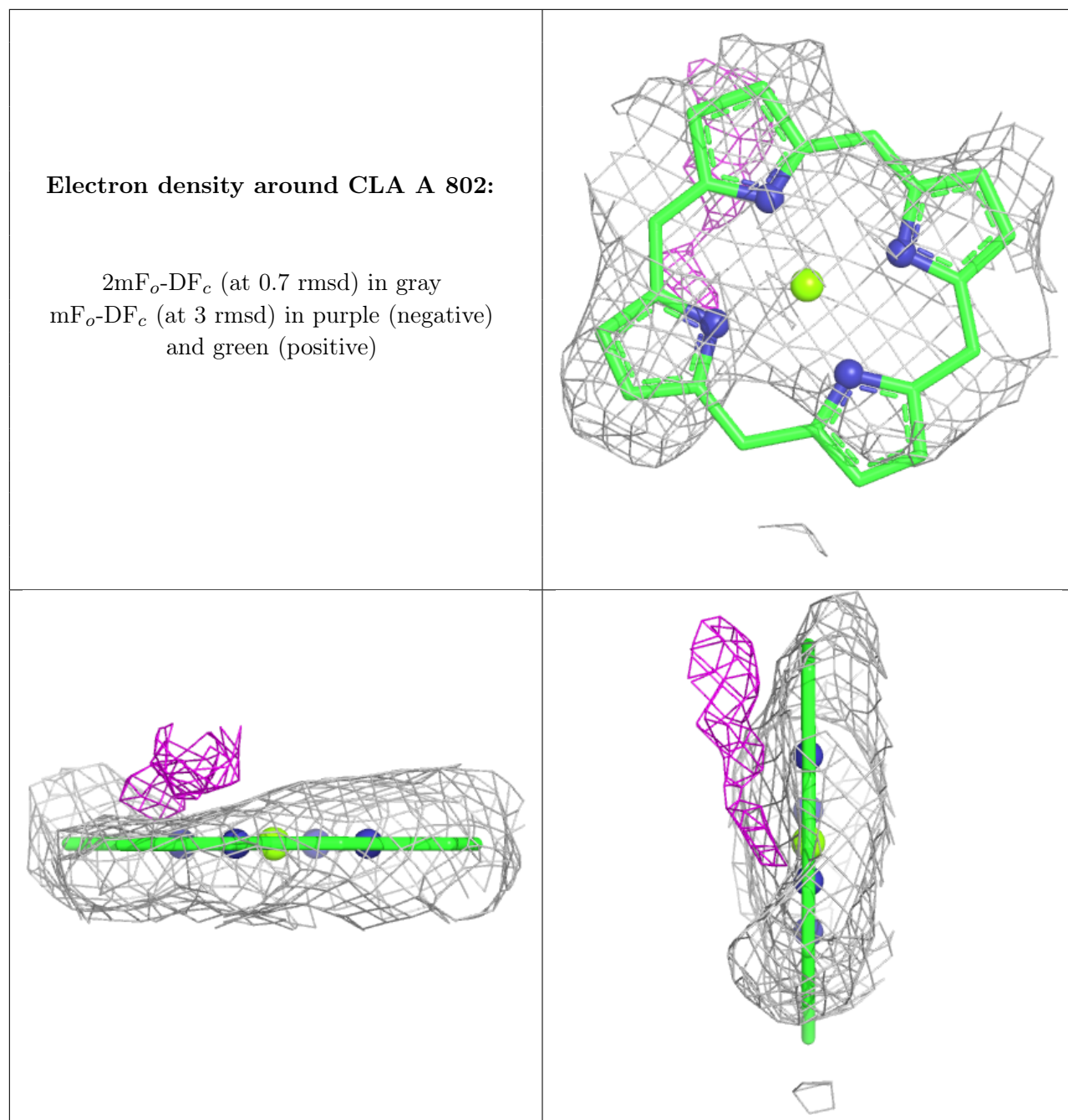
$2mF_o-DF_c$ (at 0.7 rmsd) in gray
 mF_o-DF_c (at 3 rmsd) in purple (negative)
and green (positive)



Electron density around CLA 3 313:

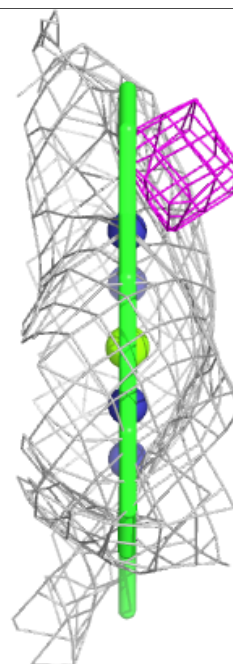
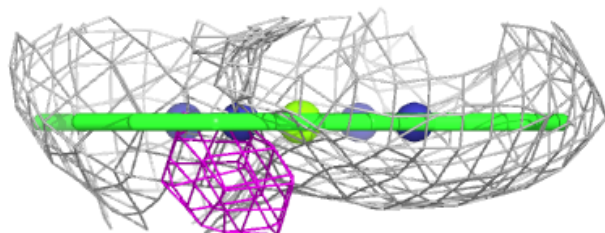
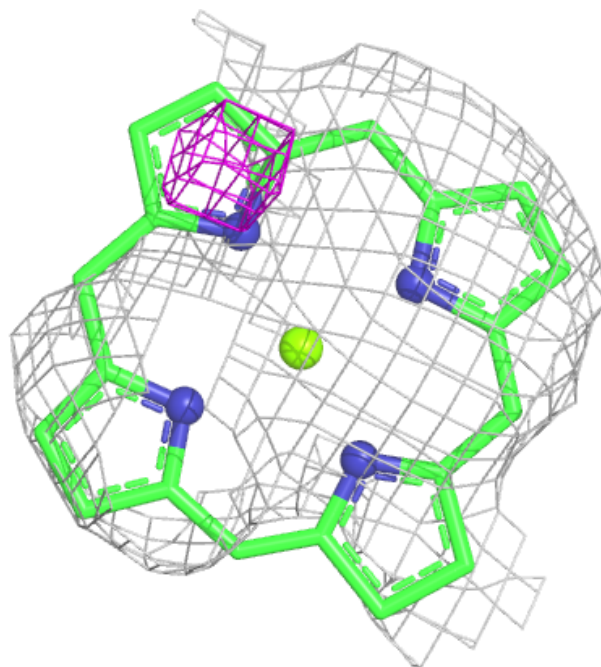
$2mF_o-DF_c$ (at 0.7 rmsd) in gray
 mF_o-DF_c (at 3 rmsd) in purple (negative)
and green (positive)





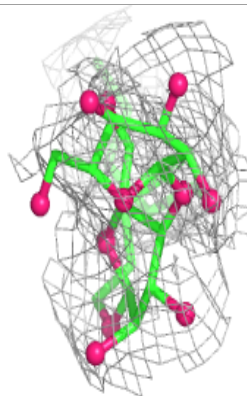
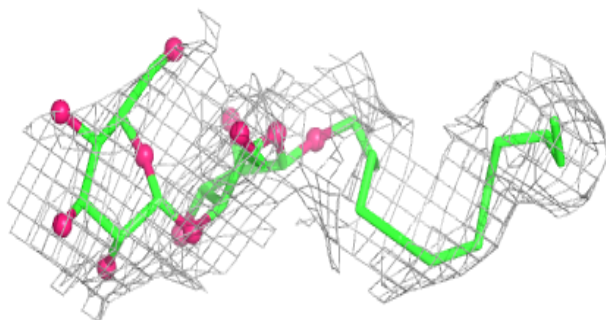
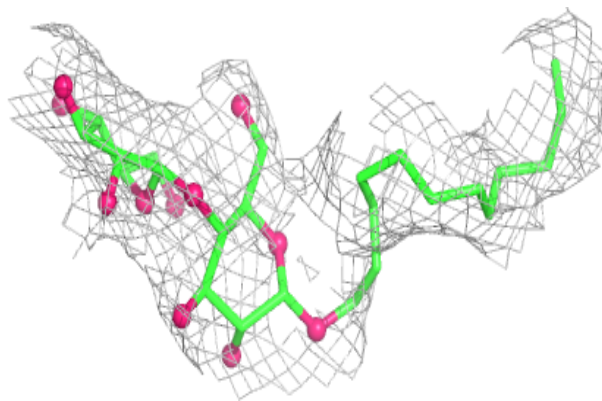
Electron density around CLA 3 309:

$2mF_o-DF_c$ (at 0.7 rmsd) in gray
 mF_o-DF_c (at 3 rmsd) in purple (negative)
and green (positive)

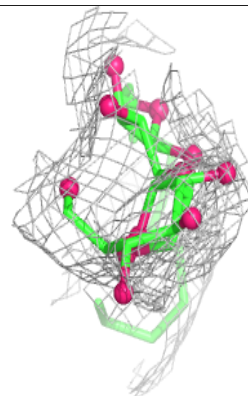
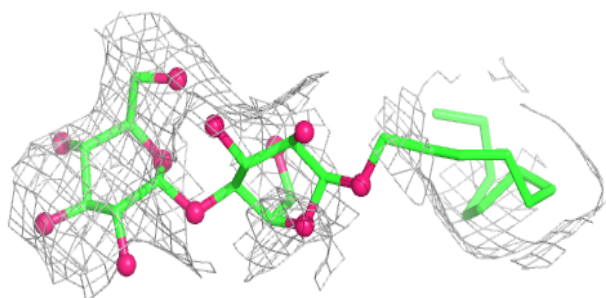
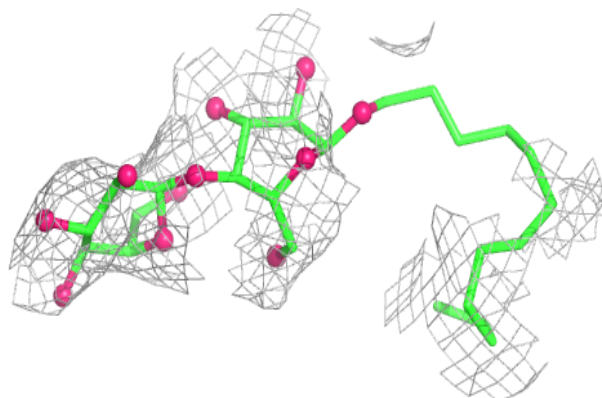


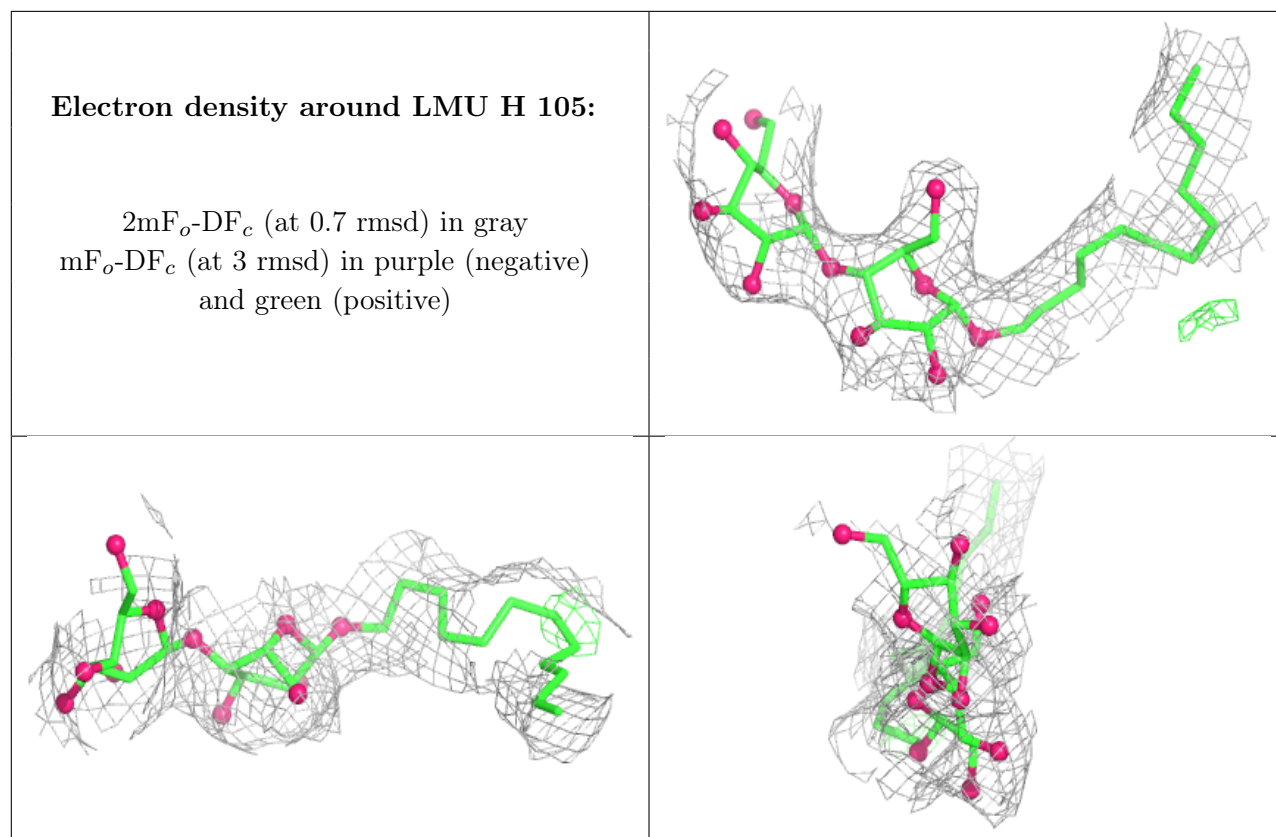
Electron density around LMU 2 313:

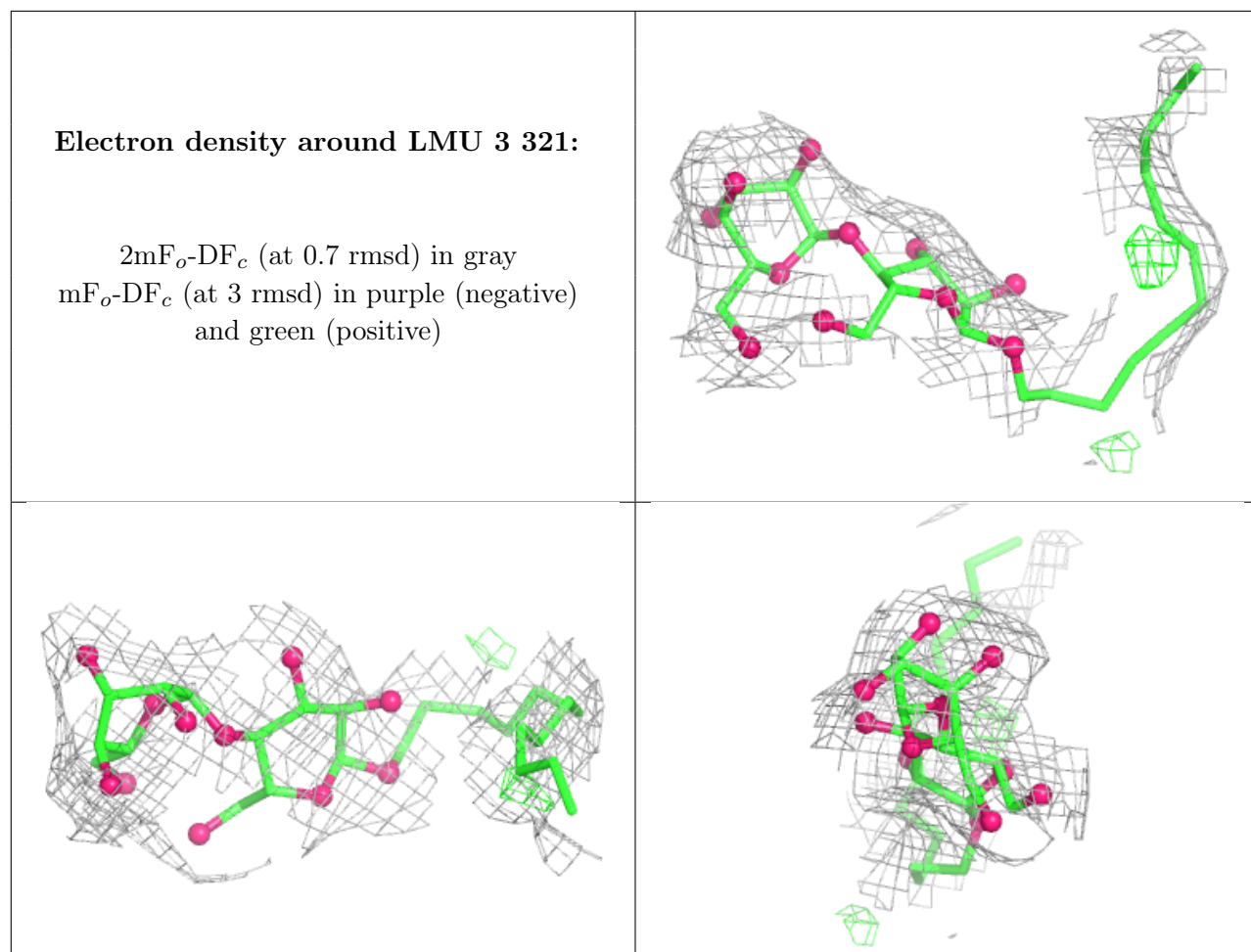
$2mF_o-DF_c$ (at 0.7 rmsd) in gray
 mF_o-DF_c (at 3 rmsd) in purple (negative)
and green (positive)

**Electron density around LMU D 201:**

$2mF_o-DF_c$ (at 0.7 rmsd) in gray
 mF_o-DF_c (at 3 rmsd) in purple (negative)
and green (positive)

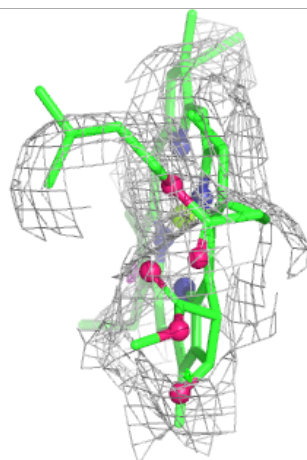
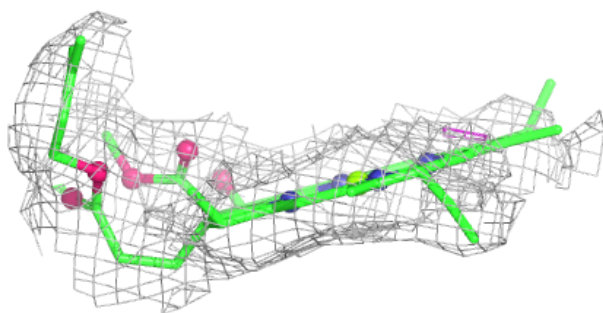
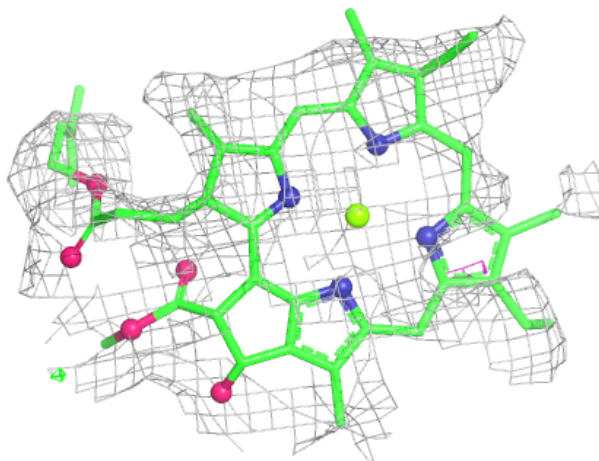


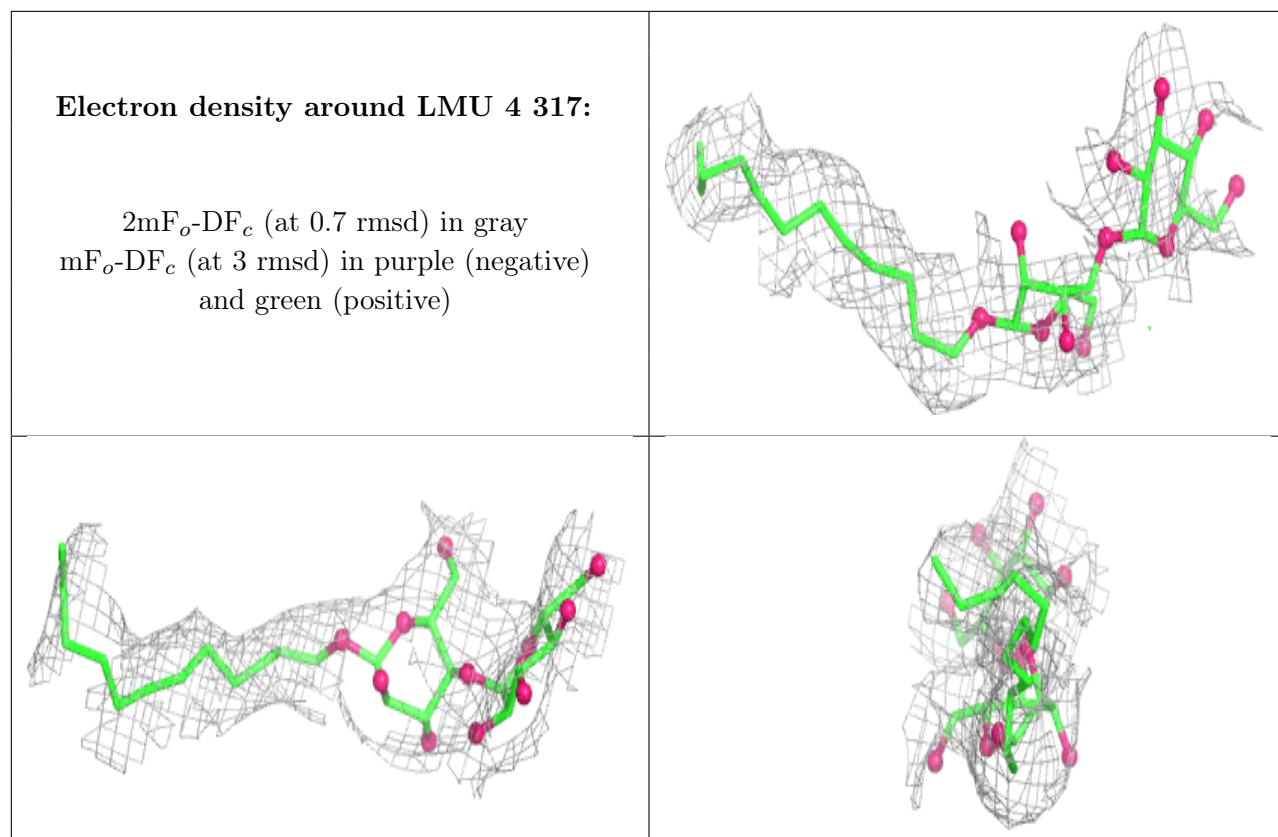




Electron density around CLA 3 317:

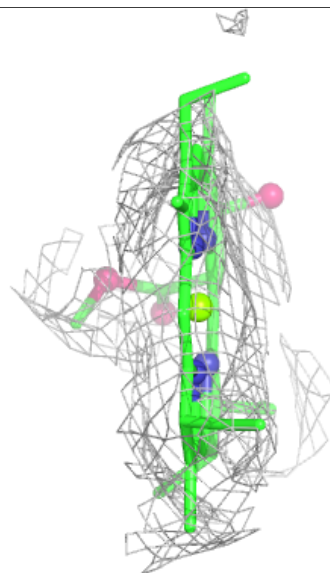
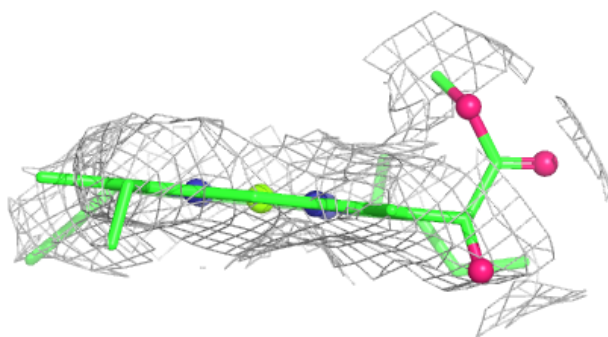
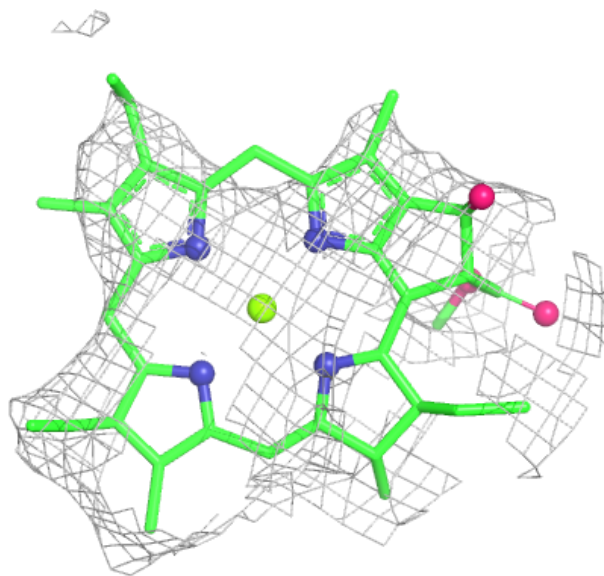
$2mF_o-DF_c$ (at 0.7 rmsd) in gray
 mF_o-DF_c (at 3 rmsd) in purple (negative)
and green (positive)





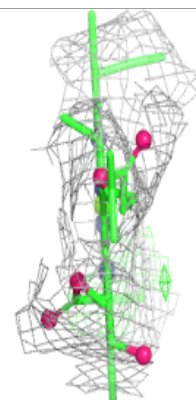
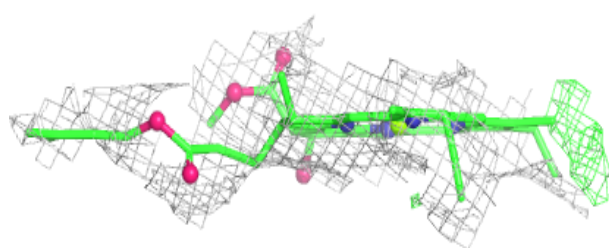
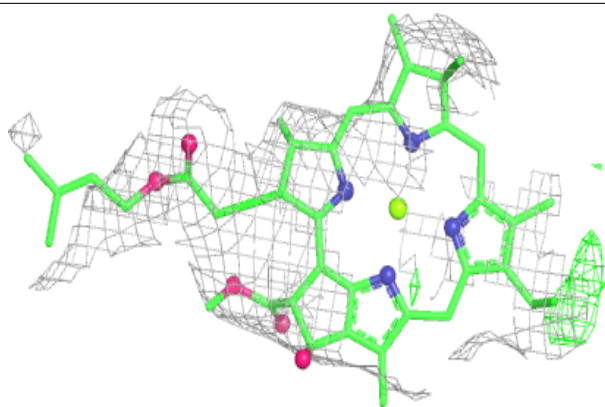
Electron density around CLA 3 308:

$2mF_o-DF_c$ (at 0.7 rmsd) in gray
 mF_o-DF_c (at 3 rmsd) in purple (negative)
and green (positive)

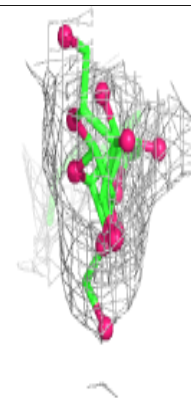
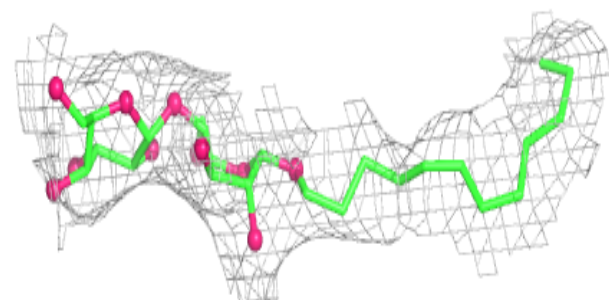
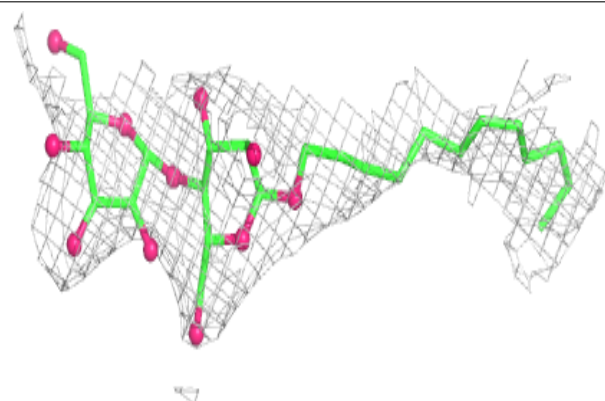


Electron density around CLA A 840:

$2mF_o-DF_c$ (at 0.7 rmsd) in gray
 mF_o-DF_c (at 3 rmsd) in purple (negative)
and green (positive)

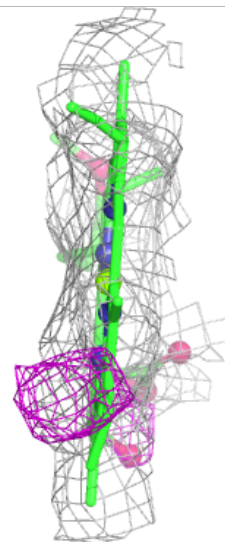
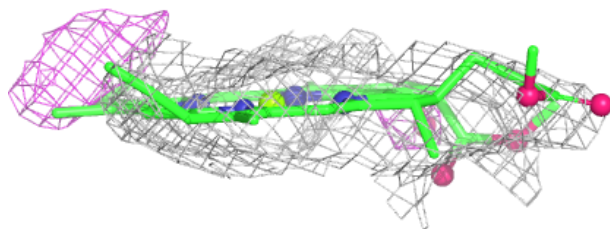
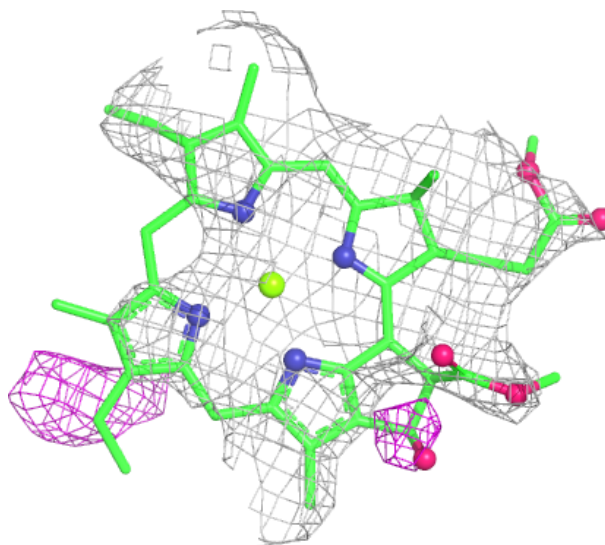
**Electron density around LMU H 107:**

$2mF_o-DF_c$ (at 0.7 rmsd) in gray
 mF_o-DF_c (at 3 rmsd) in purple (negative)
and green (positive)



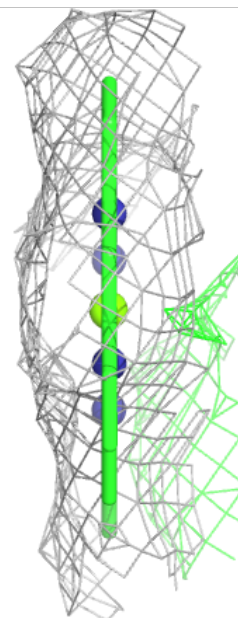
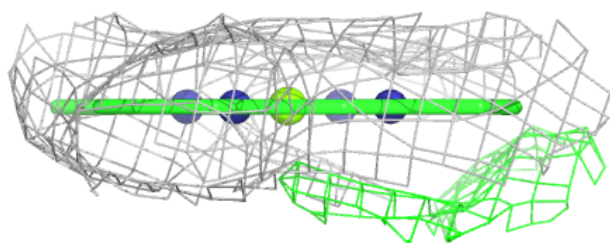
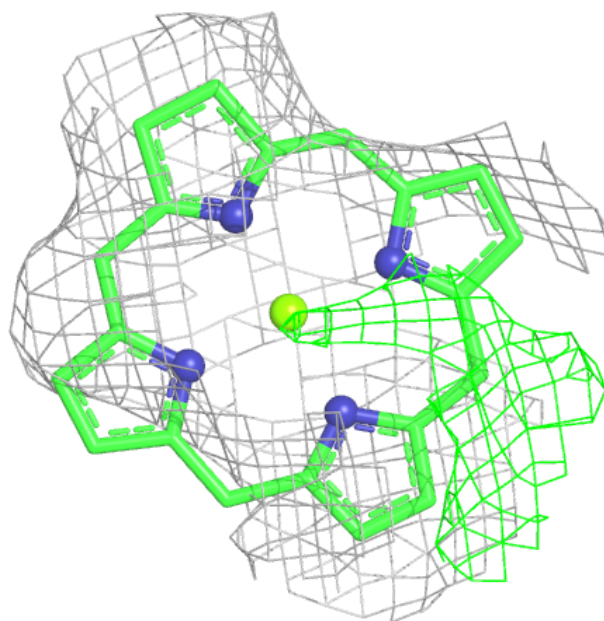
Electron density around CLA B 814:

$2mF_o-DF_c$ (at 0.7 rmsd) in gray
 mF_o-DF_c (at 3 rmsd) in purple (negative)
and green (positive)



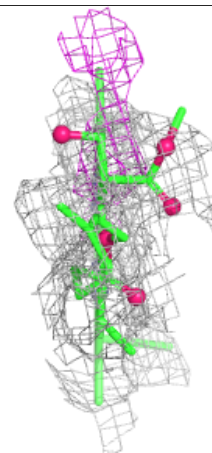
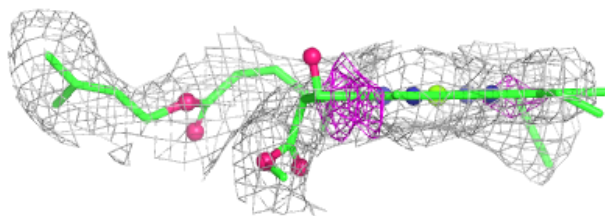
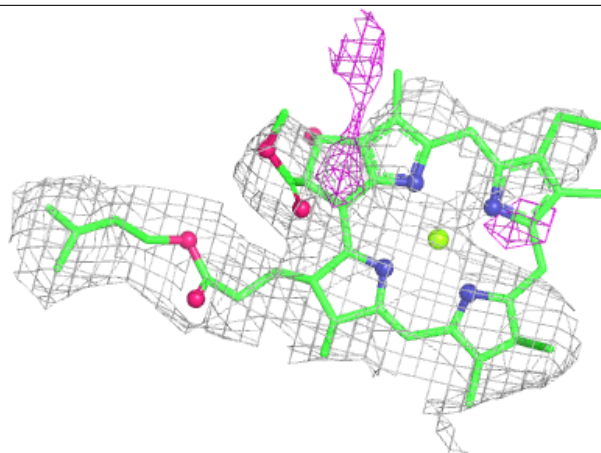
Electron density around CLA 2 306:

$2mF_o-DF_c$ (at 0.7 rmsd) in gray
 mF_o-DF_c (at 3 rmsd) in purple (negative)
and green (positive)



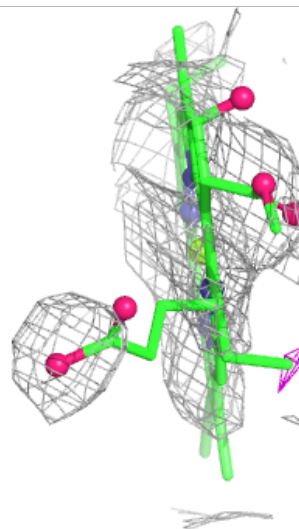
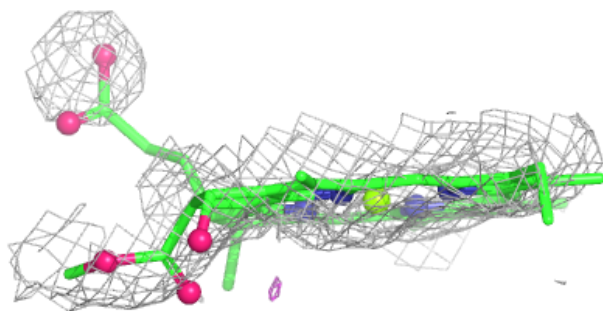
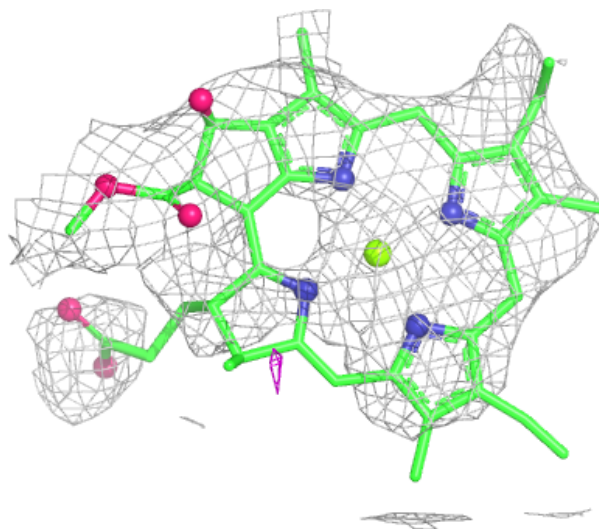
Electron density around CLA 4 306:

$2mF_o-DF_c$ (at 0.7 rmsd) in gray
 mF_o-DF_c (at 3 rmsd) in purple (negative)
and green (positive)



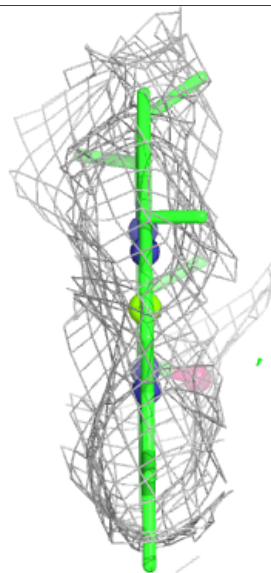
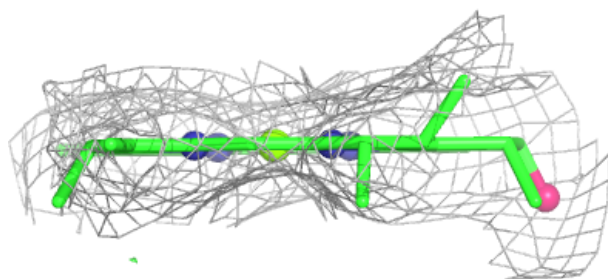
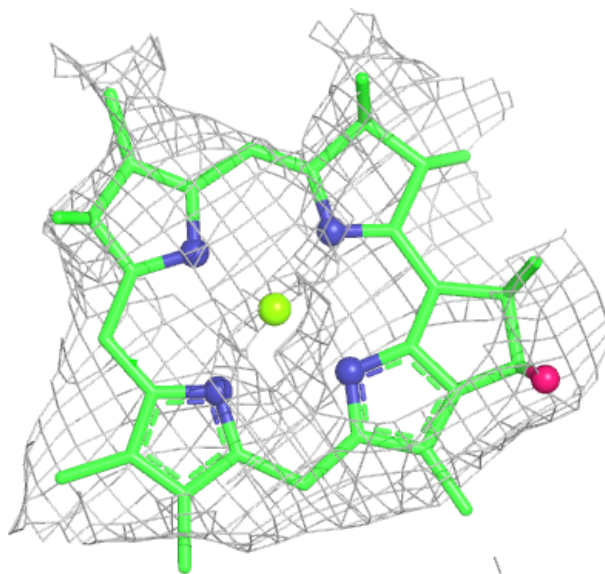
Electron density around CLA A 810:

$2mF_o-DF_c$ (at 0.7 rmsd) in gray
 mF_o-DF_c (at 3 rmsd) in purple (negative)
and green (positive)



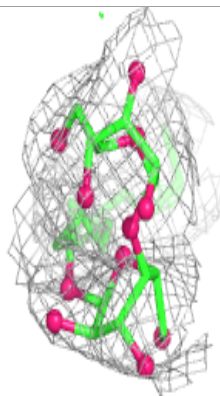
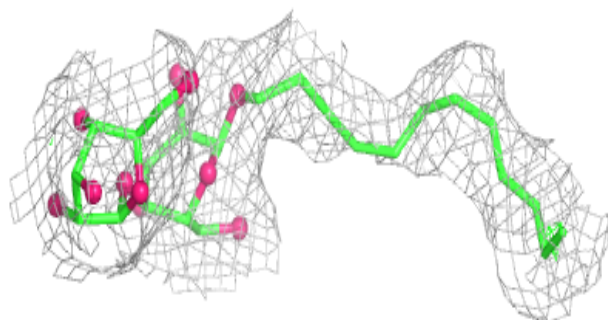
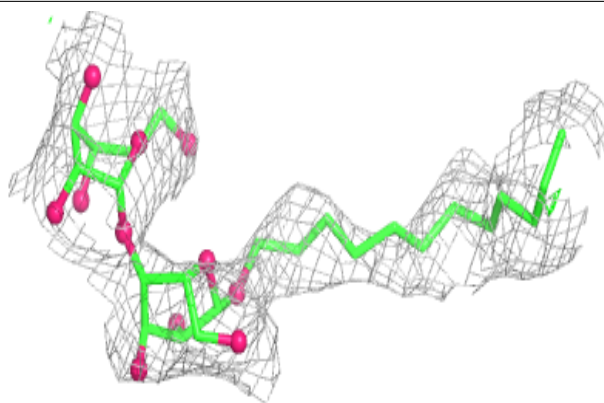
Electron density around CLA 4 308:

$2mF_o-DF_c$ (at 0.7 rmsd) in gray
 mF_o-DF_c (at 3 rmsd) in purple (negative)
and green (positive)

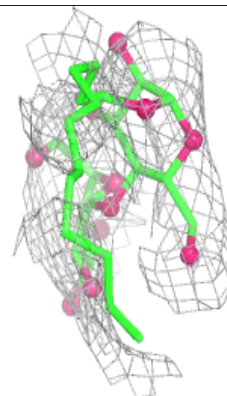
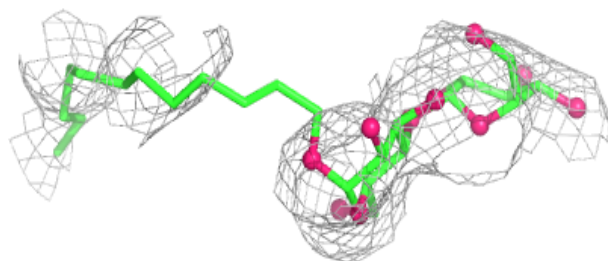
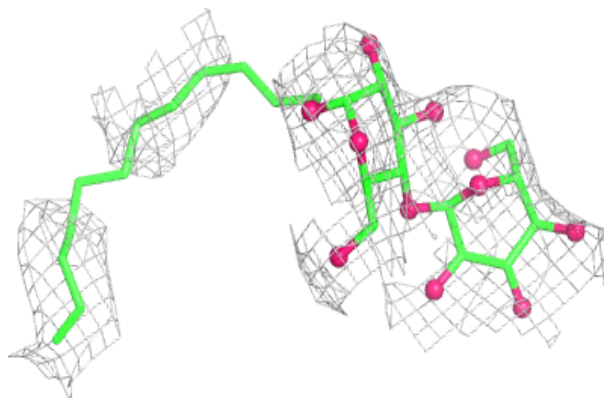


Electron density around LMU 1 213:

$2mF_o-DF_c$ (at 0.7 rmsd) in gray
 mF_o-DF_c (at 3 rmsd) in purple (negative)
and green (positive)

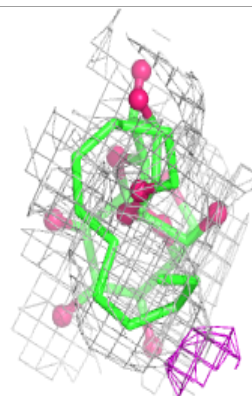
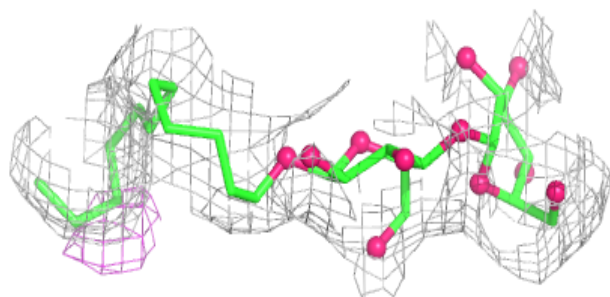
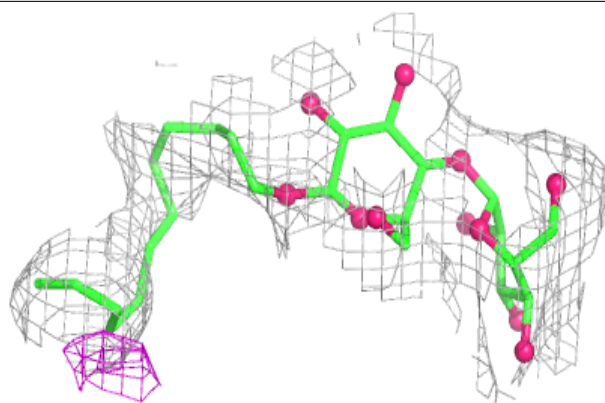
**Electron density around LMU 1 217:**

$2mF_o-DF_c$ (at 0.7 rmsd) in gray
 mF_o-DF_c (at 3 rmsd) in purple (negative)
and green (positive)

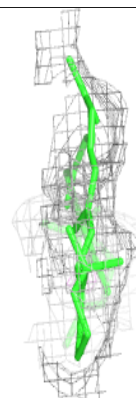
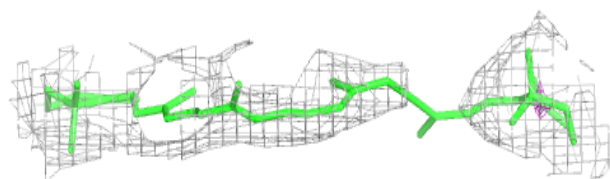
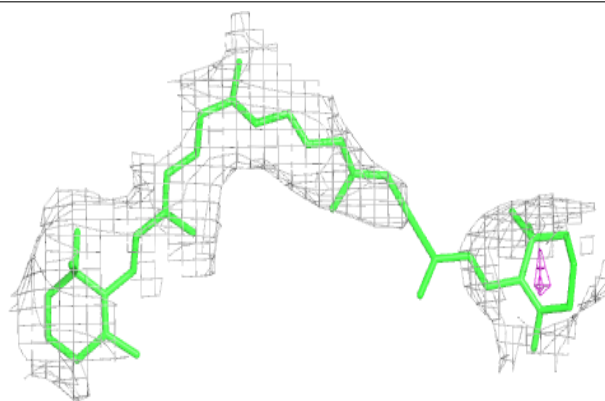


Electron density around LMU R 109:

$2mF_o-DF_c$ (at 0.7 rmsd) in gray
 mF_o-DF_c (at 3 rmsd) in purple (negative)
and green (positive)

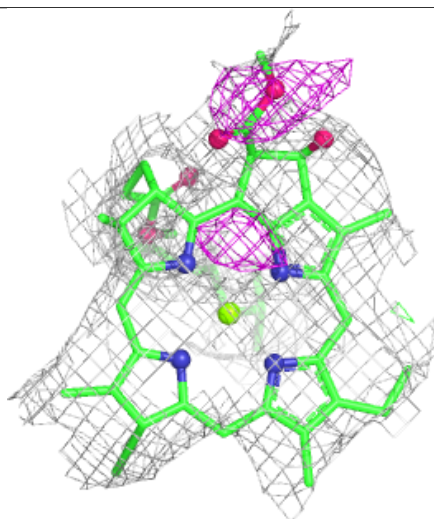
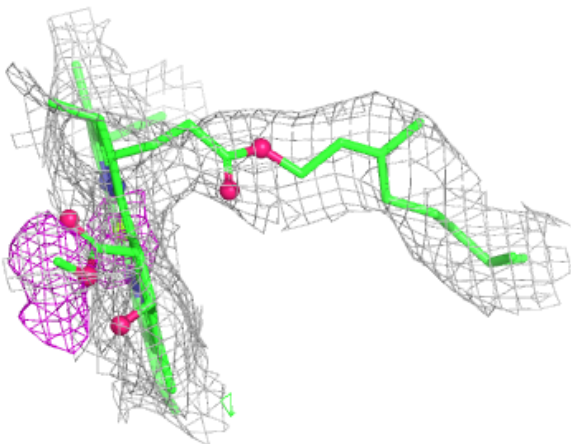
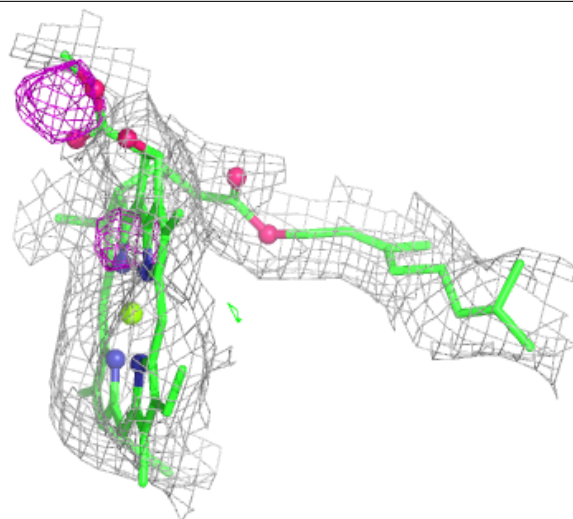
**Electron density around BCR 3 314:**

$2mF_o-DF_c$ (at 0.7 rmsd) in gray
 mF_o-DF_c (at 3 rmsd) in purple (negative)
and green (positive)



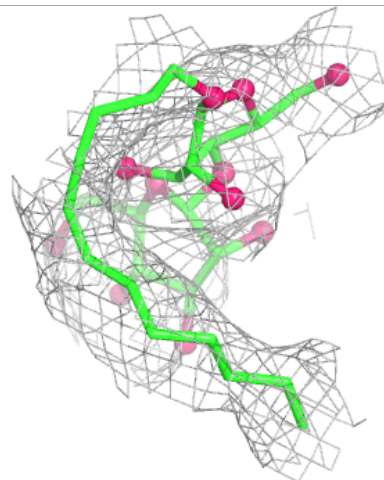
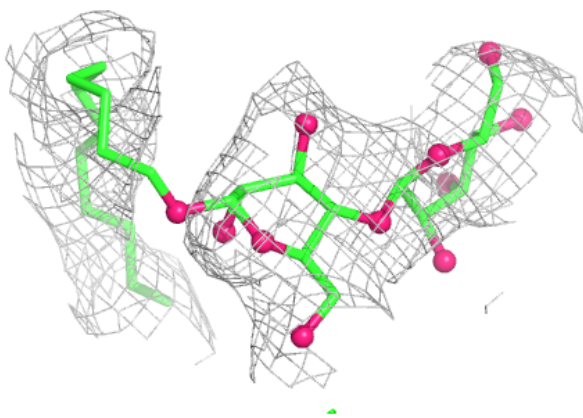
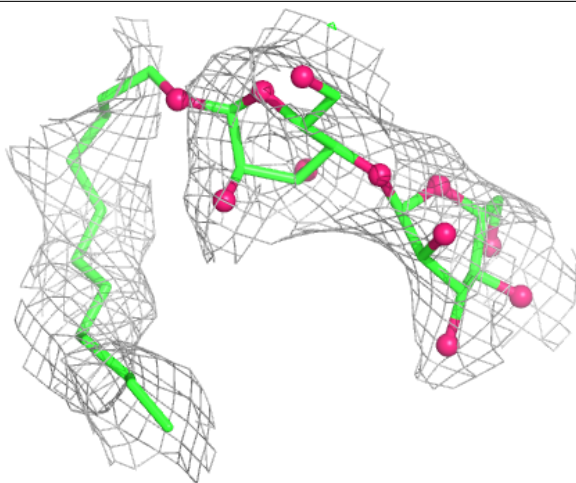
Electron density around CLA 4 302:

$2mF_o-DF_c$ (at 0.7 rmsd) in gray
 mF_o-DF_c (at 3 rmsd) in purple (negative)
and green (positive)



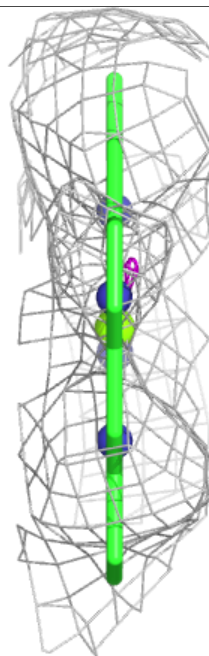
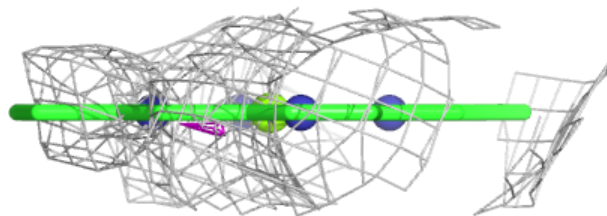
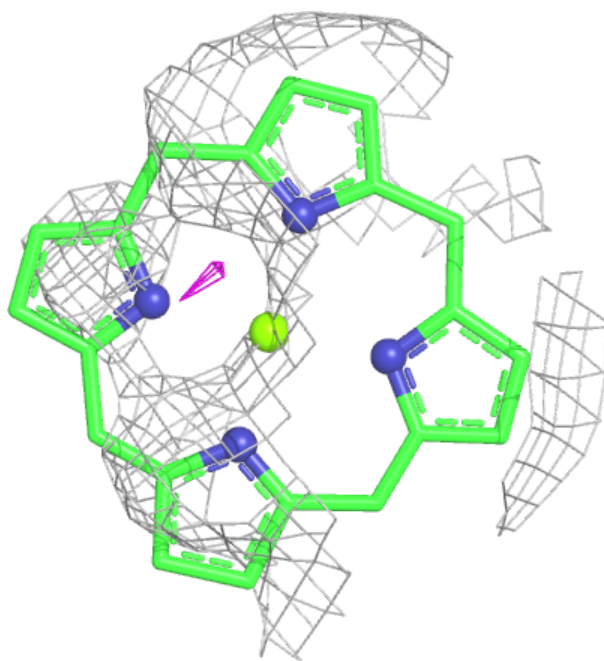
Electron density around LMU 1 220:

$2mF_o-DF_c$ (at 0.7 rmsd) in gray
 mF_o-DF_c (at 3 rmsd) in purple (negative)
and green (positive)



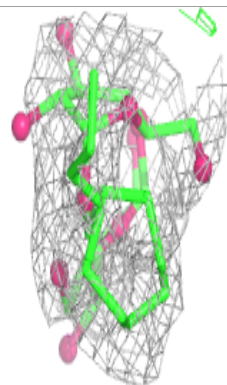
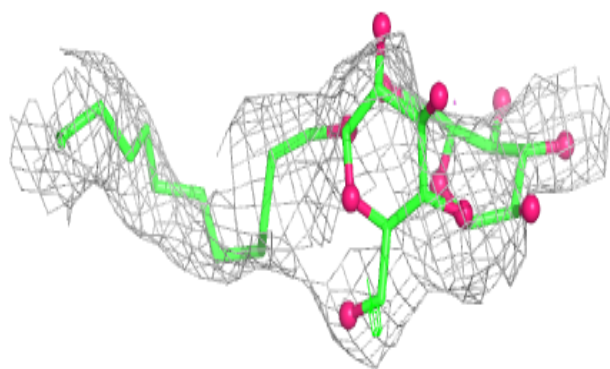
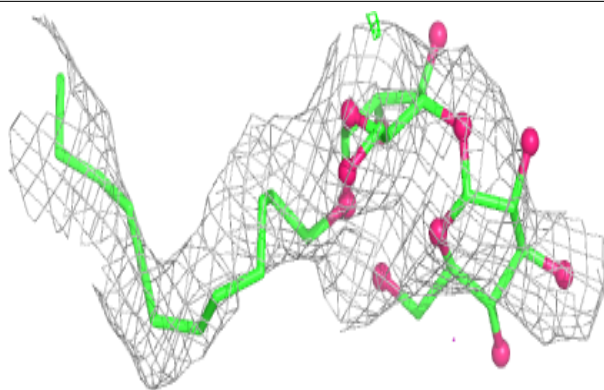
Electron density around CLA 3 307:

$2mF_o-DF_c$ (at 0.7 rmsd) in gray
 mF_o-DF_c (at 3 rmsd) in purple (negative)
and green (positive)

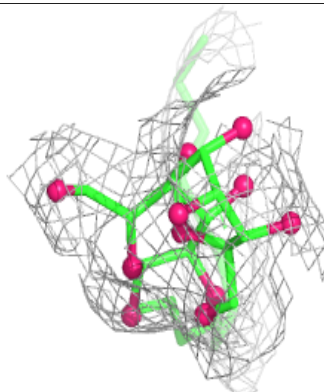
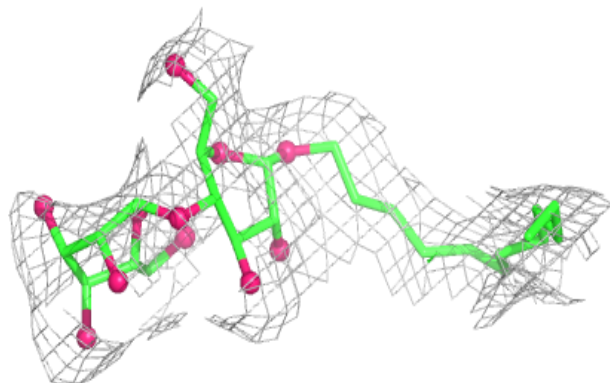
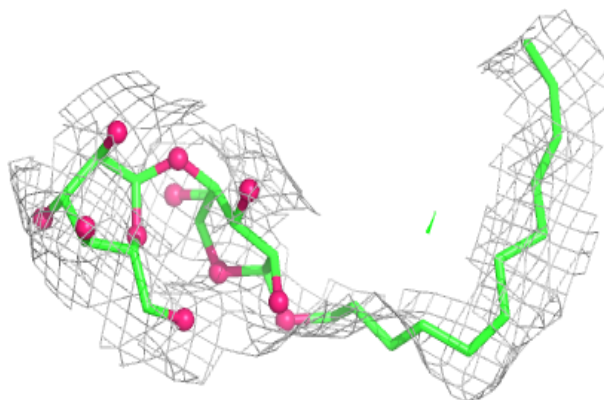


Electron density around LMU A 849:

$2mF_o-DF_c$ (at 0.7 rmsd) in gray
 mF_o-DF_c (at 3 rmsd) in purple (negative)
and green (positive)

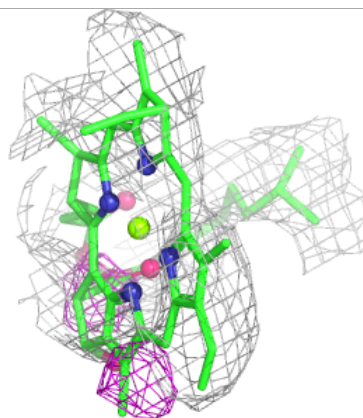
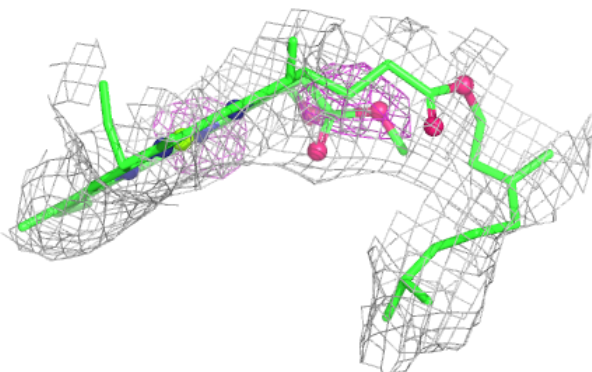
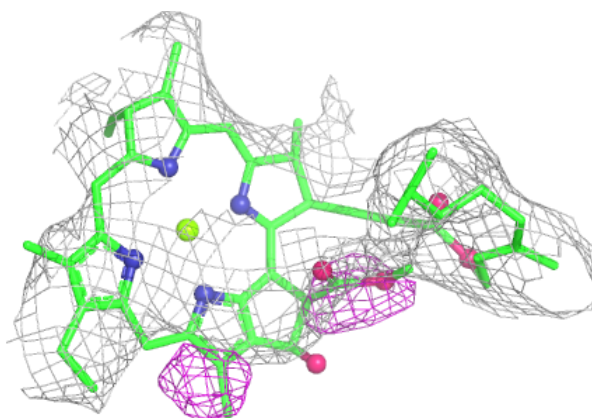
**Electron density around LMU 2 317:**

$2mF_o-DF_c$ (at 0.7 rmsd) in gray
 mF_o-DF_c (at 3 rmsd) in purple (negative)
and green (positive)



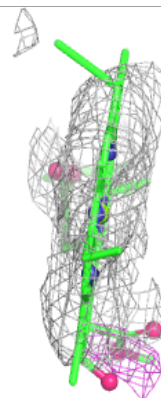
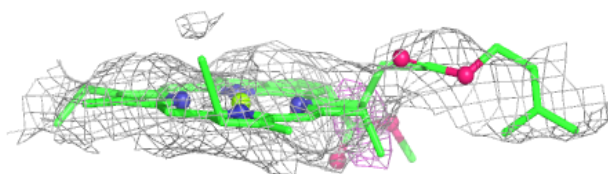
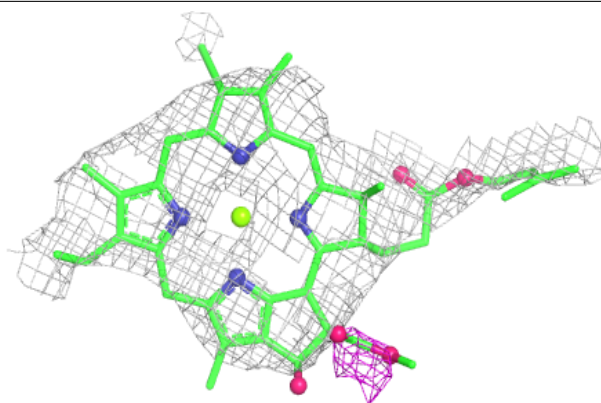
Electron density around CLA L 201:

$2mF_o-DF_c$ (at 0.7 rmsd) in gray
 mF_o-DF_c (at 3 rmsd) in purple (negative)
and green (positive)

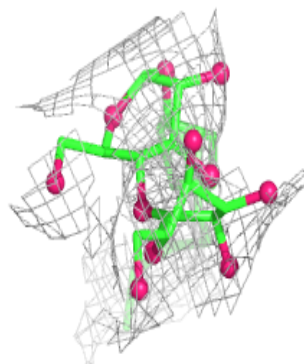
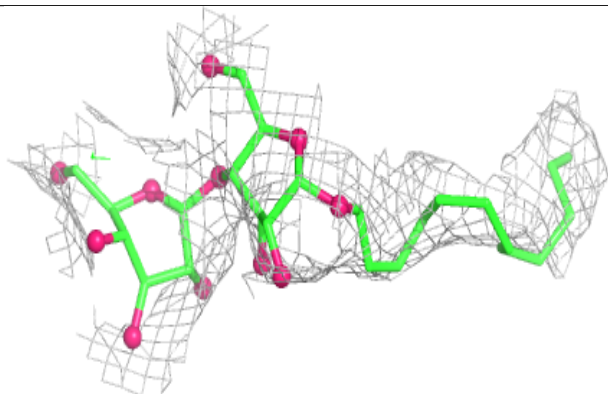
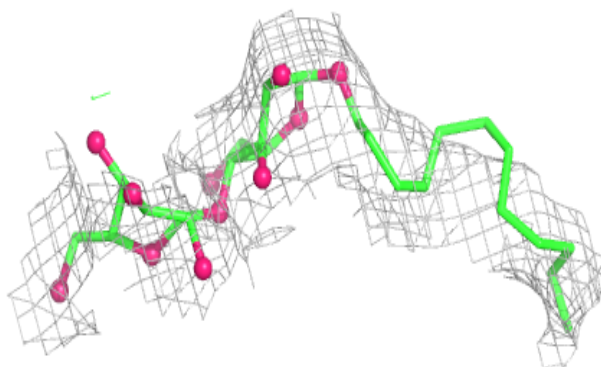


Electron density around CLA K 108:

$2mF_o-DF_c$ (at 0.7 rmsd) in gray
 mF_o-DF_c (at 3 rmsd) in purple (negative)
and green (positive)

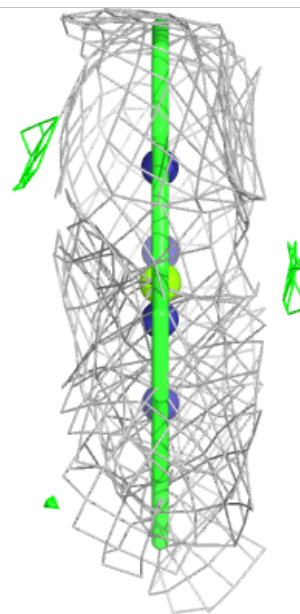
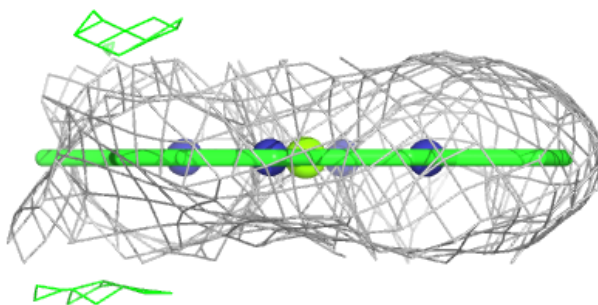
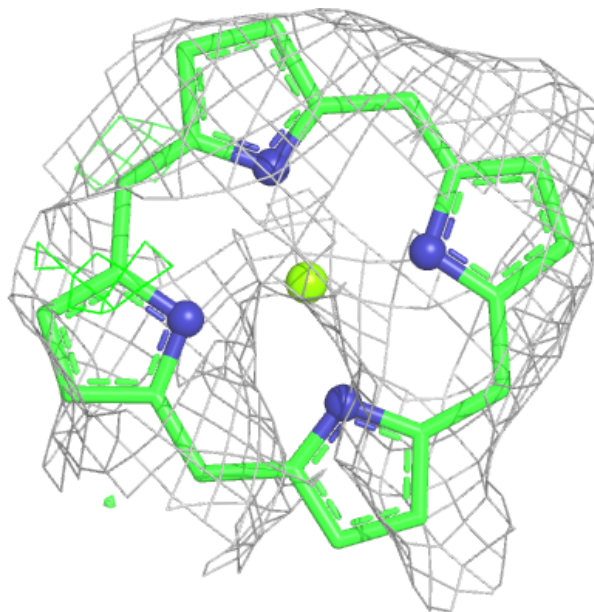
**Electron density around LMU H 104:**

$2mF_o-DF_c$ (at 0.7 rmsd) in gray
 mF_o-DF_c (at 3 rmsd) in purple (negative)
and green (positive)



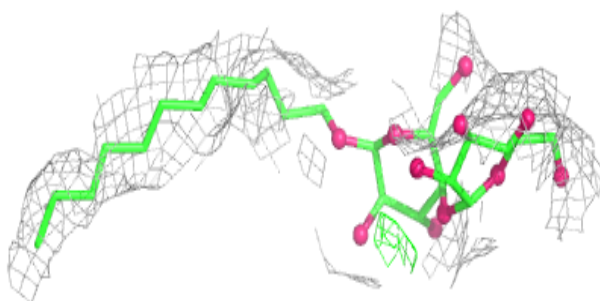
Electron density around CLA 1 211:

$2mF_o-DF_c$ (at 0.7 rmsd) in gray
 mF_o-DF_c (at 3 rmsd) in purple (negative)
and green (positive)

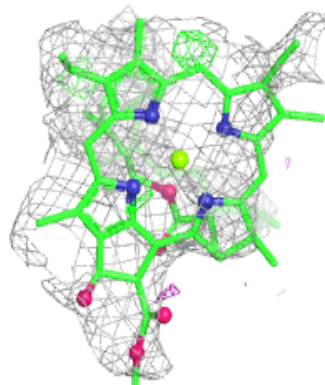
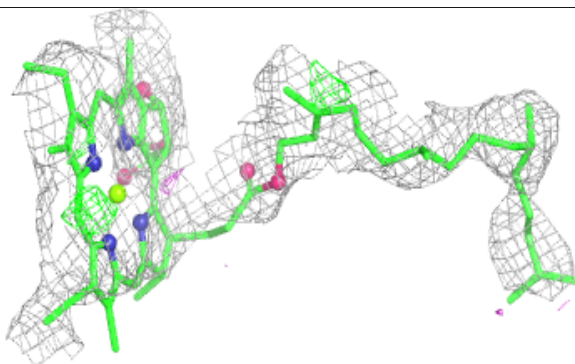
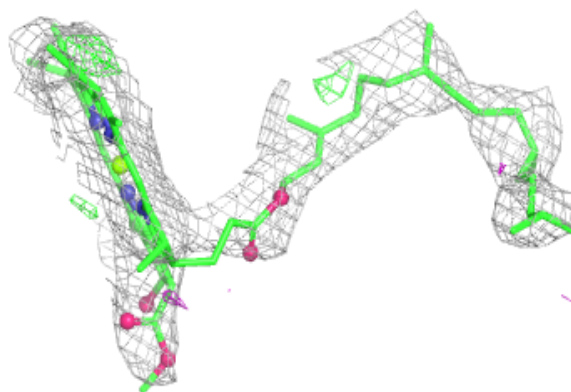


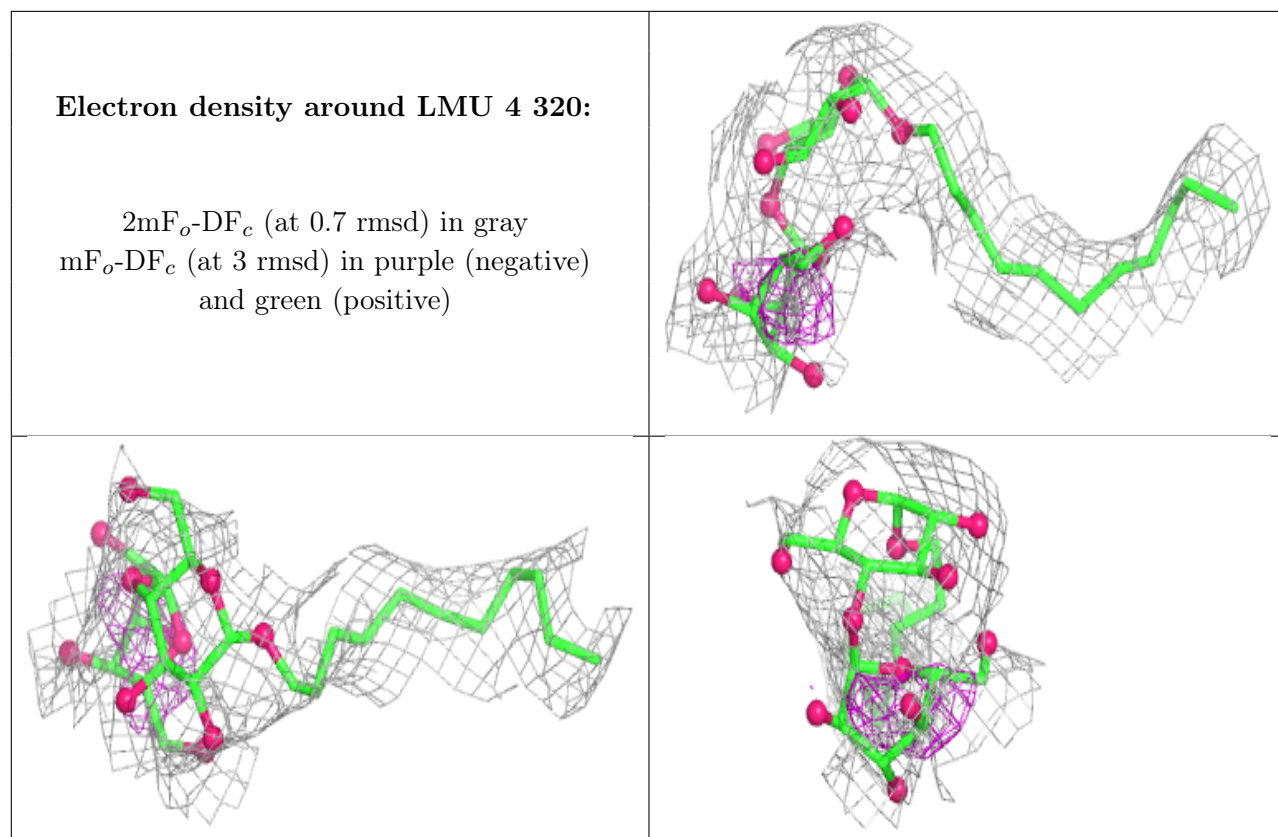
Electron density around LMU R 105:

$2mF_o-DF_c$ (at 0.7 rmsd) in gray
 mF_o-DF_c (at 3 rmsd) in purple (negative)
and green (positive)

**Electron density around CLA B 838:**

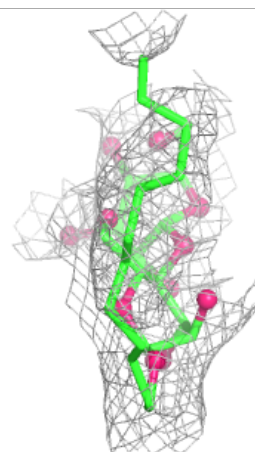
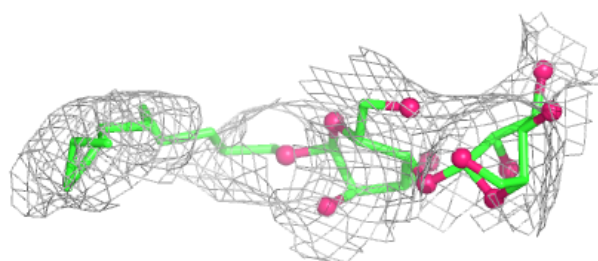
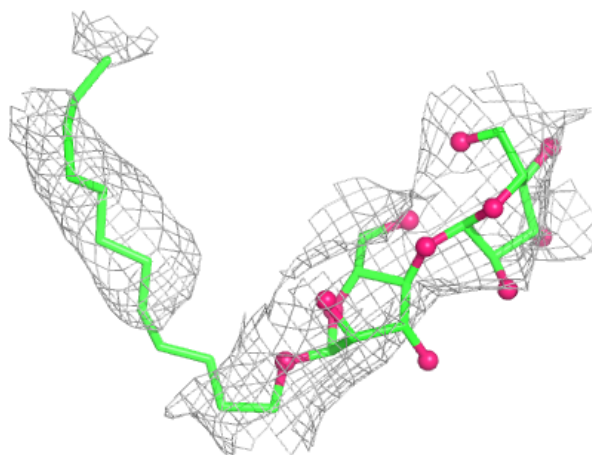
$2mF_o-DF_c$ (at 0.7 rmsd) in gray
 mF_o-DF_c (at 3 rmsd) in purple (negative)
and green (positive)





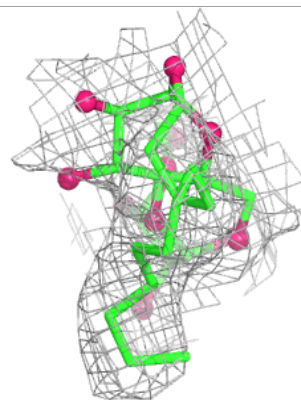
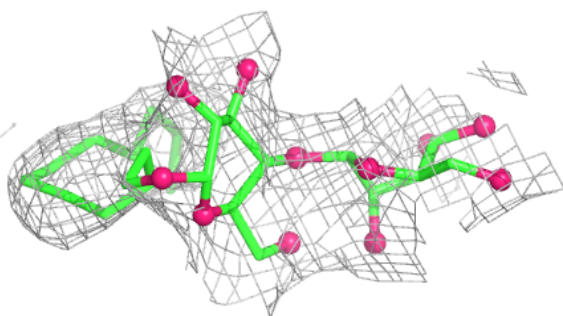
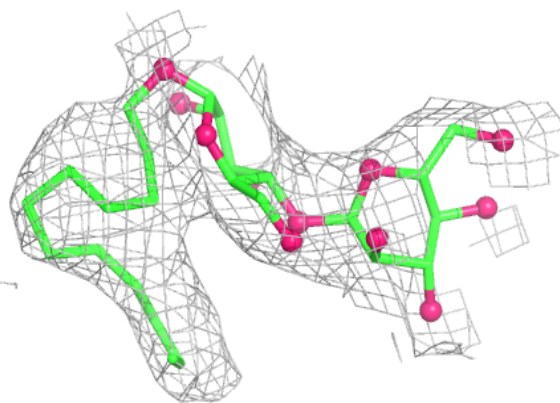
Electron density around LMU K 104:

$2mF_o-DF_c$ (at 0.7 rmsd) in gray
 mF_o-DF_c (at 3 rmsd) in purple (negative)
and green (positive)

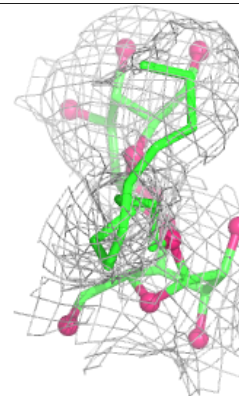
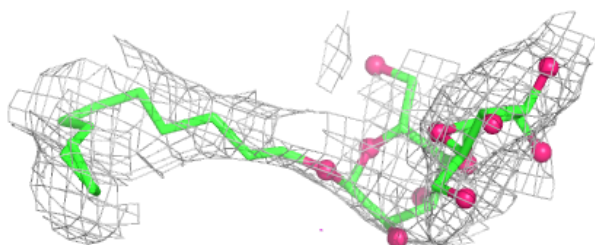
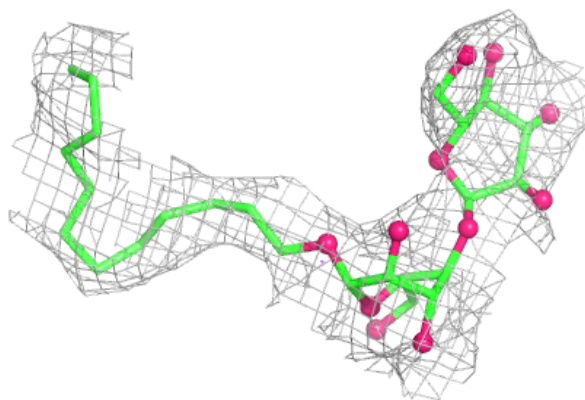


Electron density around LMU K 106:

$2mF_o-DF_c$ (at 0.7 rmsd) in gray
 mF_o-DF_c (at 3 rmsd) in purple (negative)
and green (positive)

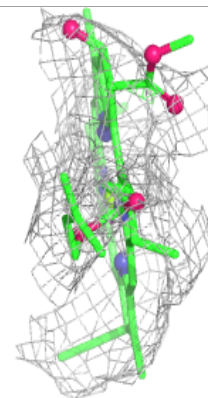
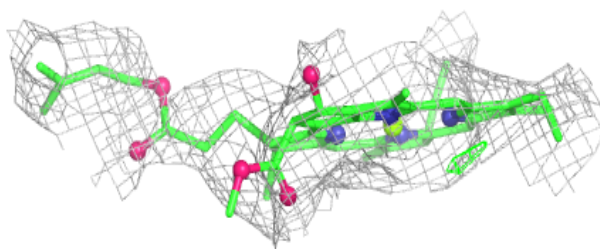
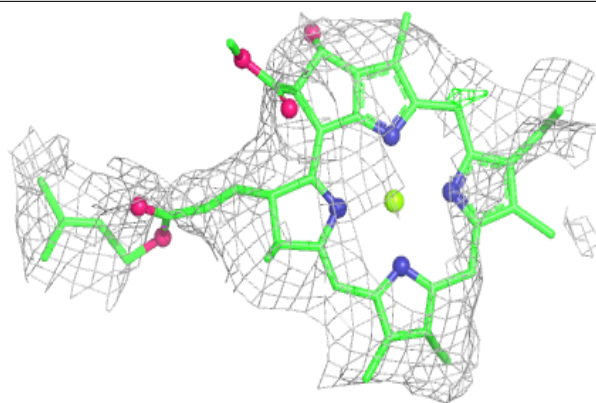
**Electron density around LMU K 109:**

$2mF_o-DF_c$ (at 0.7 rmsd) in gray
 mF_o-DF_c (at 3 rmsd) in purple (negative)
and green (positive)



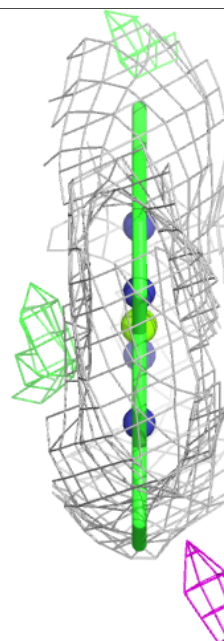
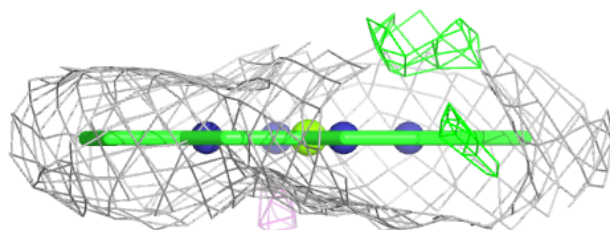
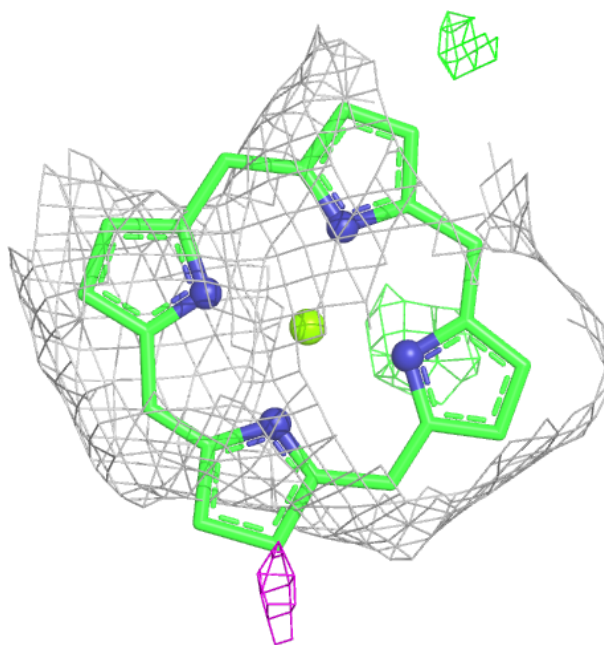
Electron density around CLA 3 302:

$2mF_o-DF_c$ (at 0.7 rmsd) in gray
 mF_o-DF_c (at 3 rmsd) in purple (negative)
and green (positive)



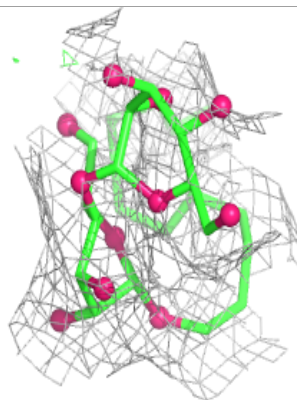
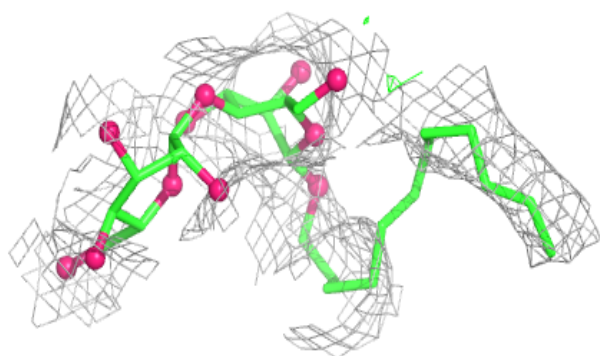
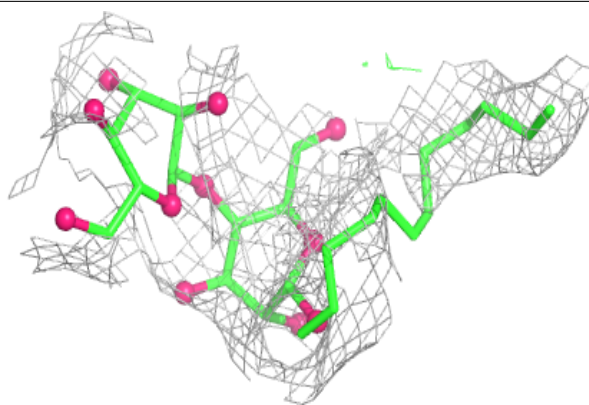
Electron density around CLA 3 319:

$2mF_o-DF_c$ (at 0.7 rmsd) in gray
 mF_o-DF_c (at 3 rmsd) in purple (negative)
and green (positive)

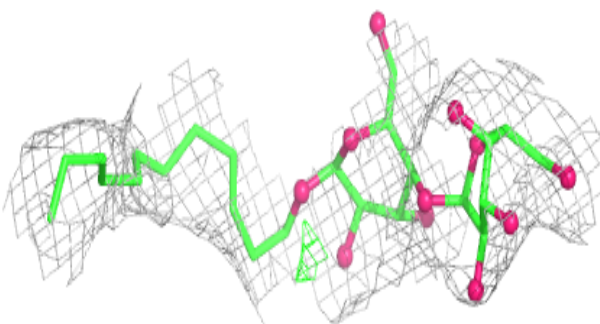
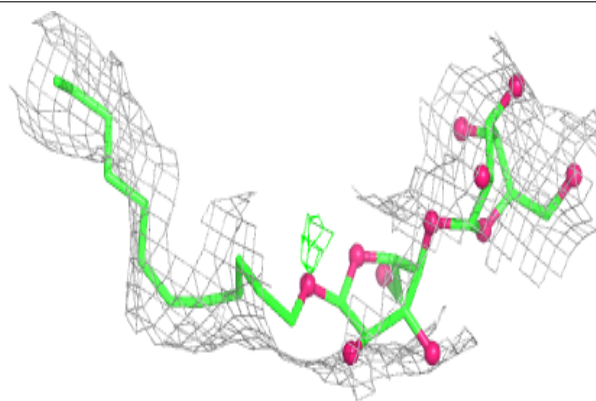


Electron density around LMU L 211:

$2mF_o-DF_c$ (at 0.7 rmsd) in gray
 mF_o-DF_c (at 3 rmsd) in purple (negative)
and green (positive)

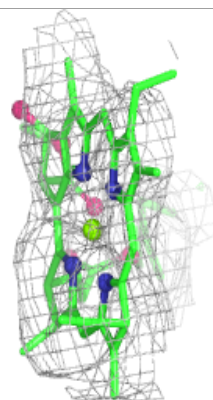
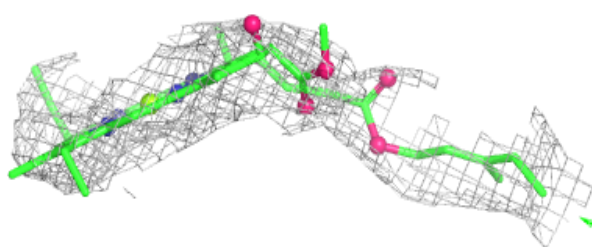
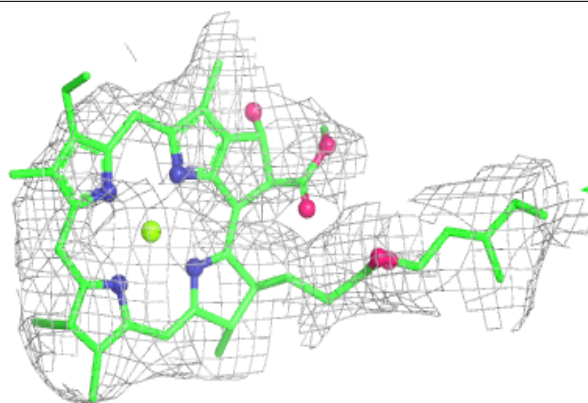
**Electron density around LMU 2 318:**

$2mF_o-DF_c$ (at 0.7 rmsd) in gray
 mF_o-DF_c (at 3 rmsd) in purple (negative)
and green (positive)

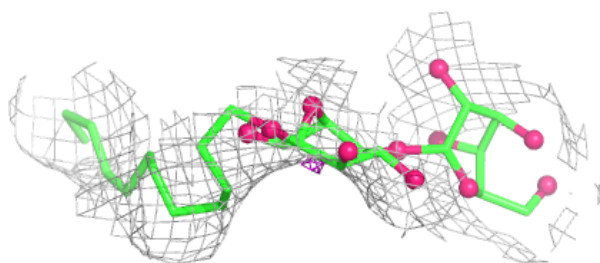
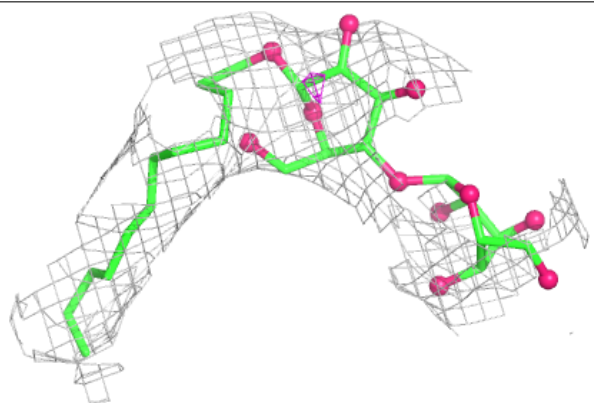


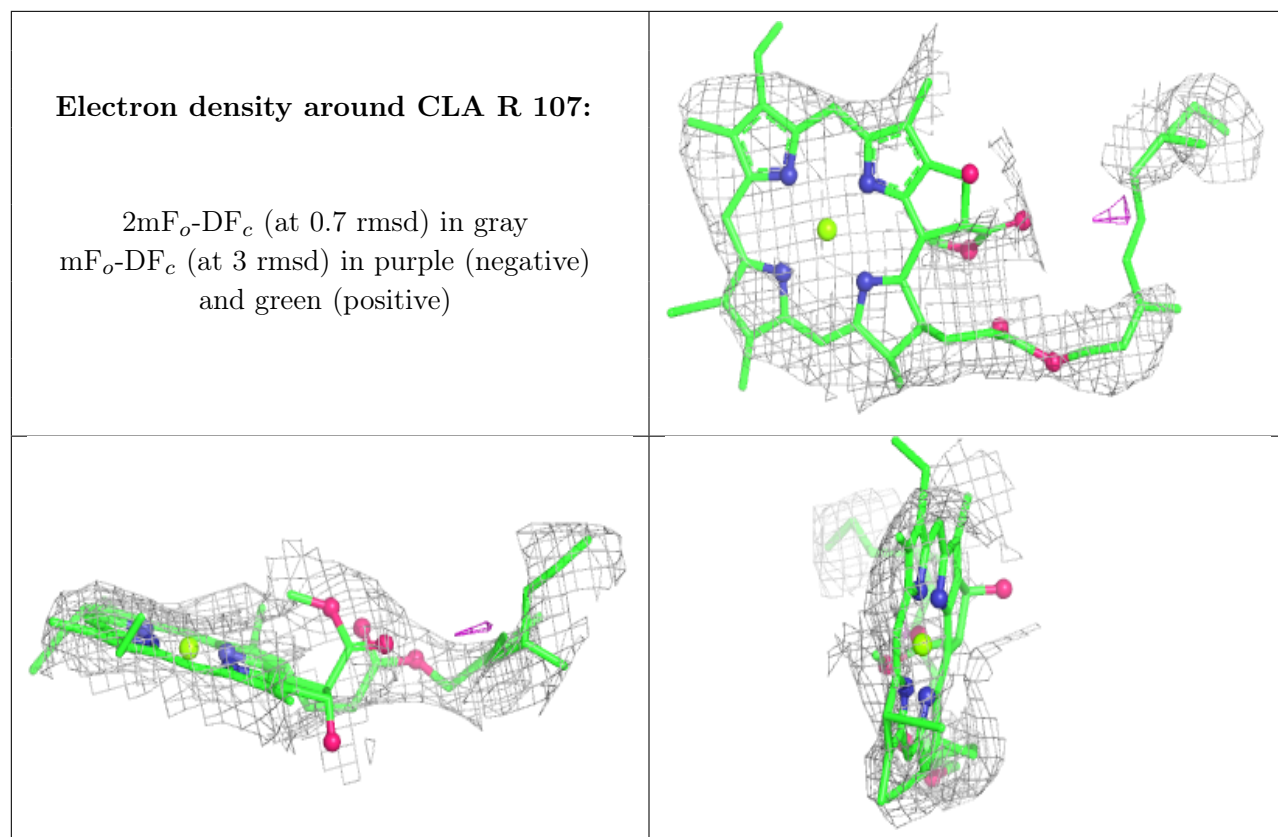
Electron density around CLA 1 210:

$2mF_o-DF_c$ (at 0.7 rmsd) in gray
 mF_o-DF_c (at 3 rmsd) in purple (negative)
and green (positive)

**Electron density around LMU R 103:**

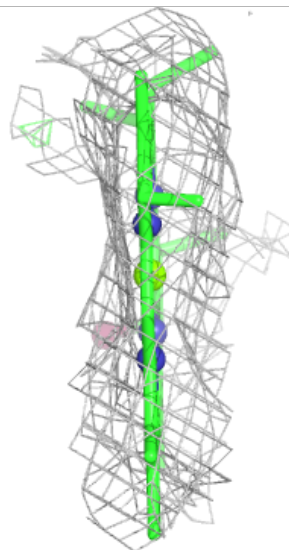
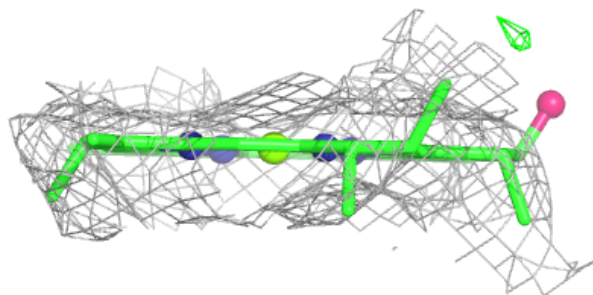
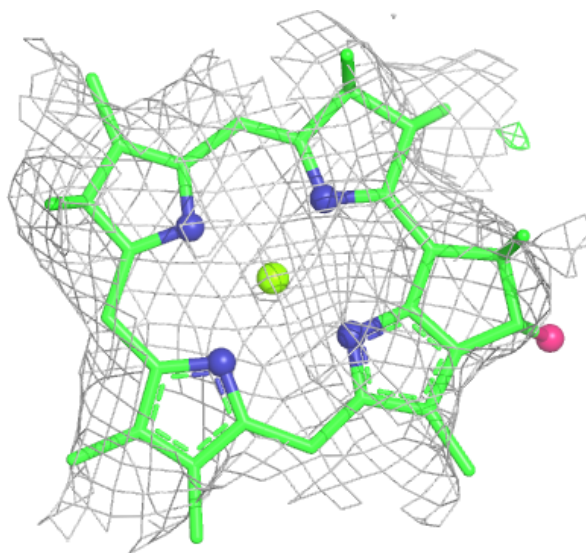
$2mF_o-DF_c$ (at 0.7 rmsd) in gray
 mF_o-DF_c (at 3 rmsd) in purple (negative)
and green (positive)





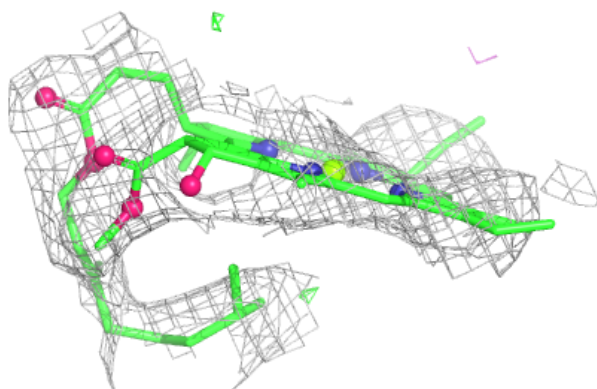
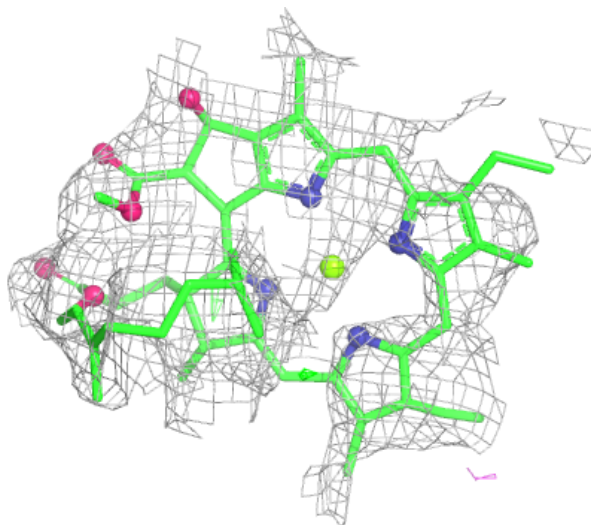
Electron density around CLA B 840:

$2mF_o-DF_c$ (at 0.7 rmsd) in gray
 mF_o-DF_c (at 3 rmsd) in purple (negative)
and green (positive)



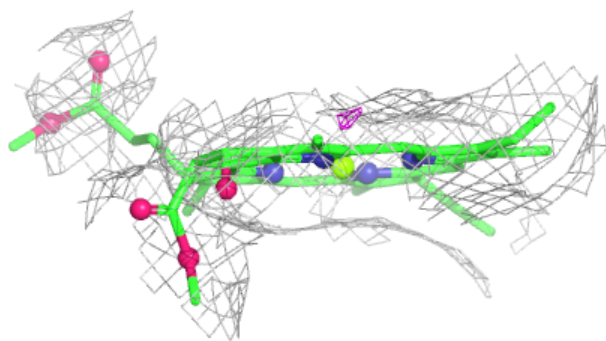
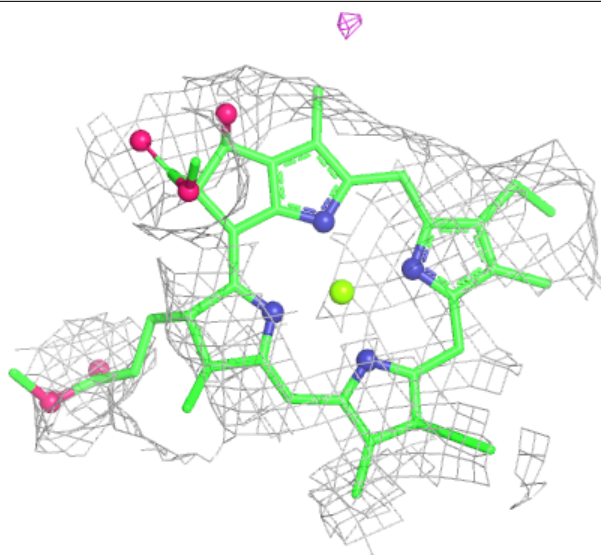
Electron density around CLA 4 305:

$2mF_o-DF_c$ (at 0.7 rmsd) in gray
 mF_o-DF_c (at 3 rmsd) in purple (negative)
and green (positive)



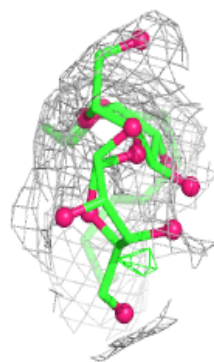
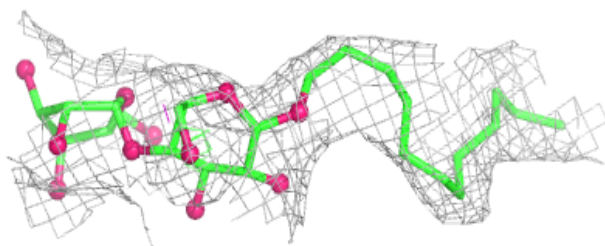
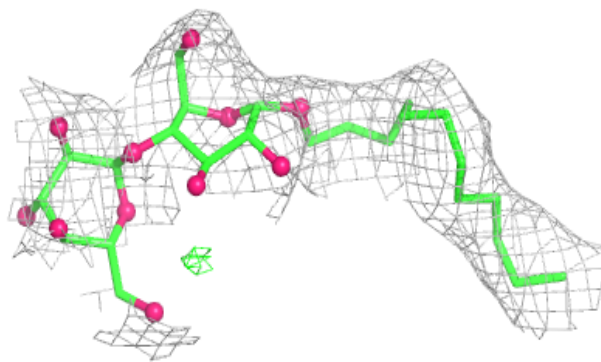
Electron density around CLA 1 201:

$2mF_o-DF_c$ (at 0.7 rmsd) in gray
 mF_o-DF_c (at 3 rmsd) in purple (negative)
and green (positive)

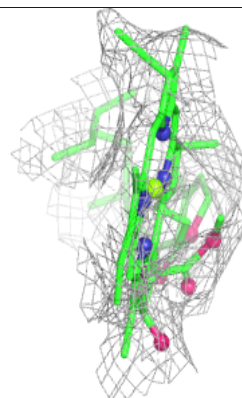
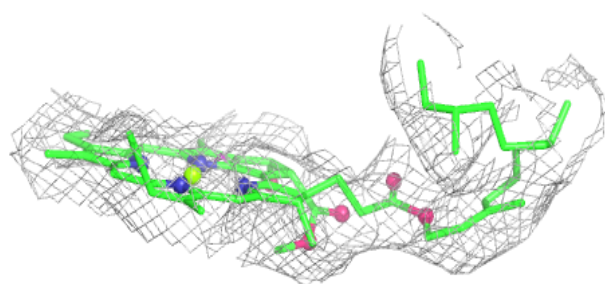
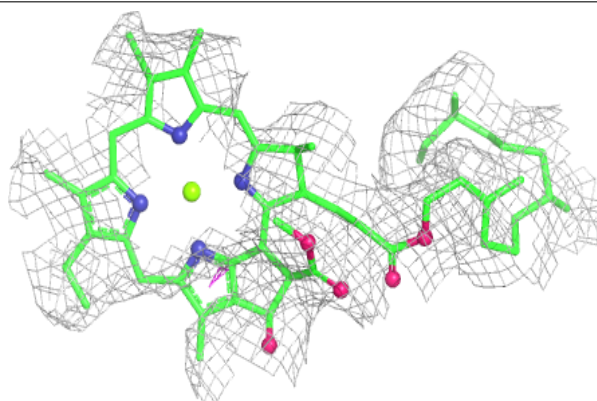


Electron density around LMU 4 322:

$2mF_o-DF_c$ (at 0.7 rmsd) in gray
 mF_o-DF_c (at 3 rmsd) in purple (negative)
and green (positive)

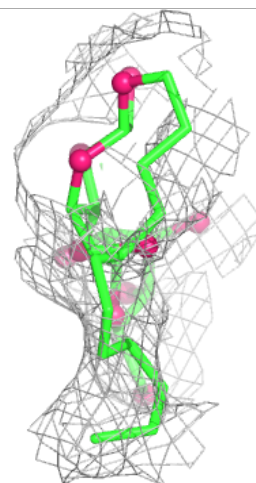
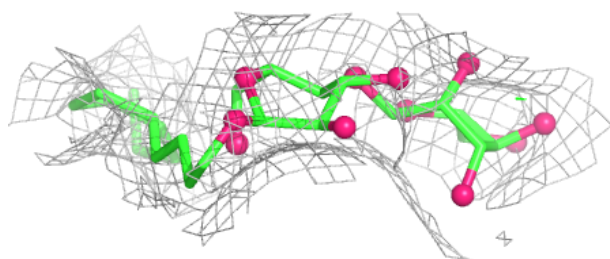
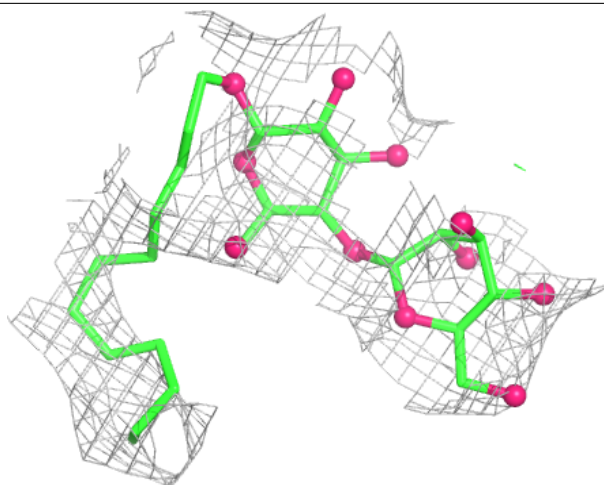
**Electron density around CLA 1 215:**

$2mF_o-DF_c$ (at 0.7 rmsd) in gray
 mF_o-DF_c (at 3 rmsd) in purple (negative)
and green (positive)



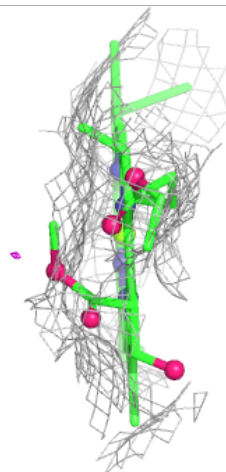
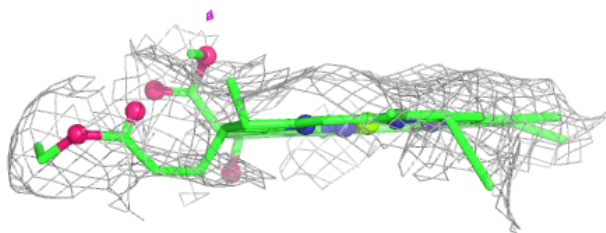
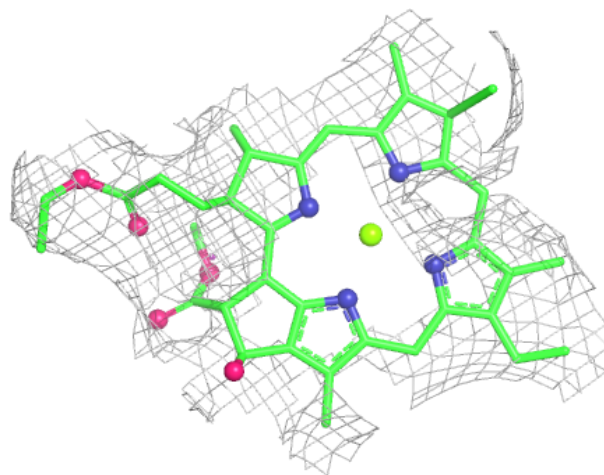
Electron density around LMU N 101:

$2mF_o-DF_c$ (at 0.7 rmsd) in gray
 mF_o-DF_c (at 3 rmsd) in purple (negative)
and green (positive)



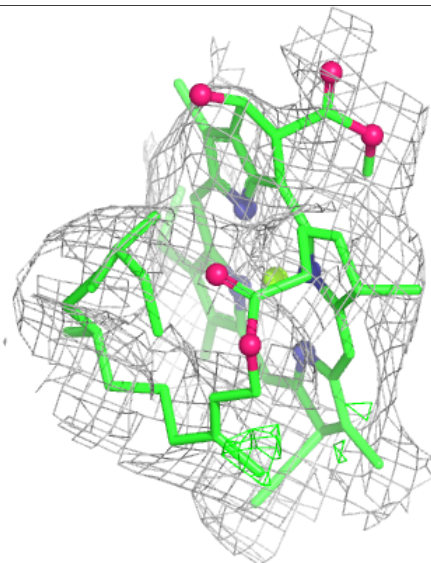
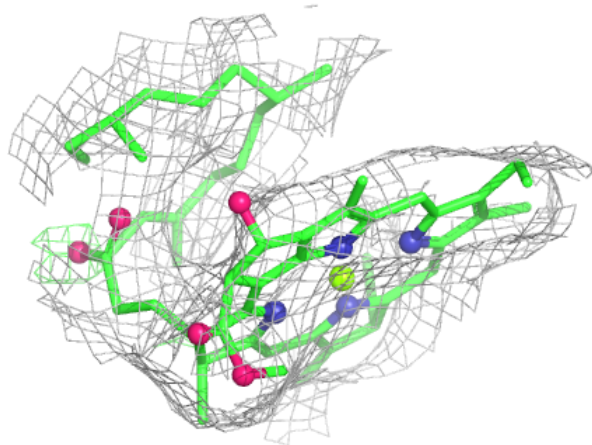
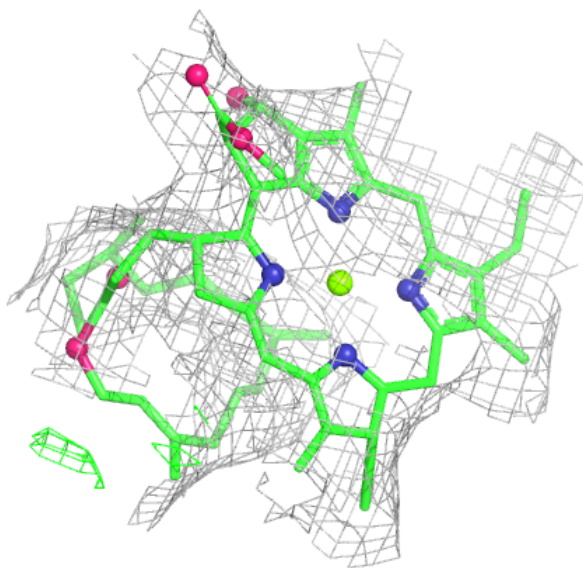
Electron density around CLA 4 319:

$2mF_o-DF_c$ (at 0.7 rmsd) in gray
 mF_o-DF_c (at 3 rmsd) in purple (negative)
and green (positive)



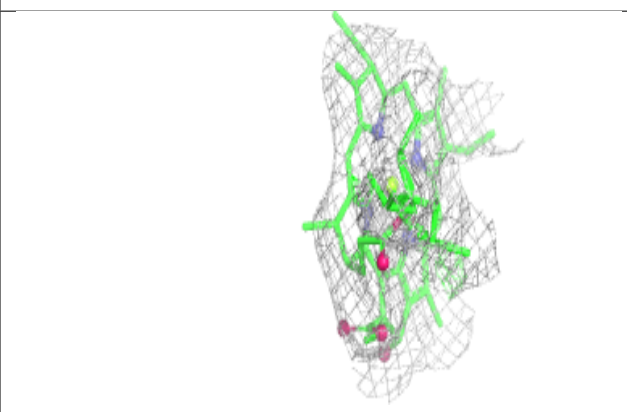
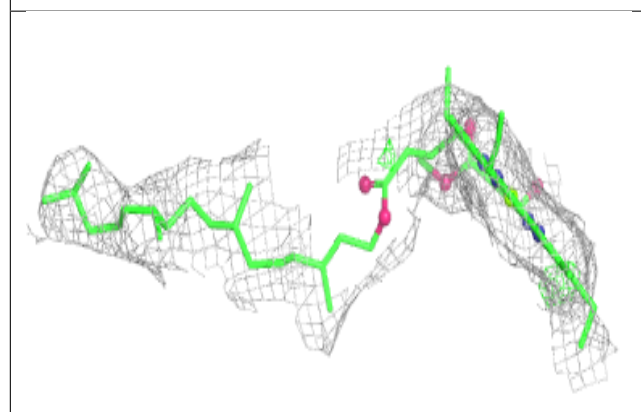
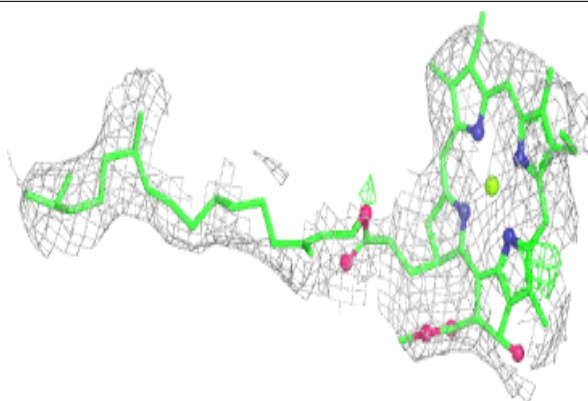
Electron density around CLA J 103:

$2mF_o-DF_c$ (at 0.7 rmsd) in gray
 mF_o-DF_c (at 3 rmsd) in purple (negative)
and green (positive)

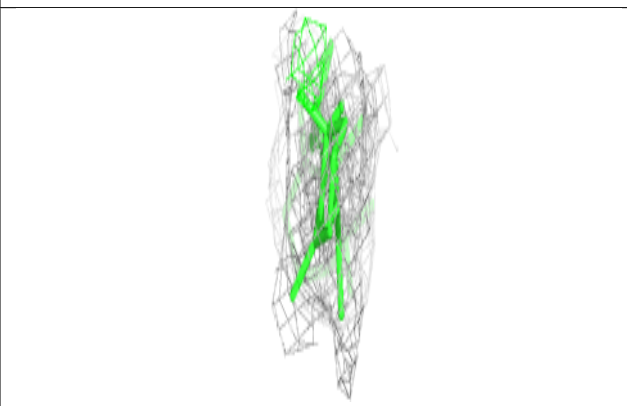
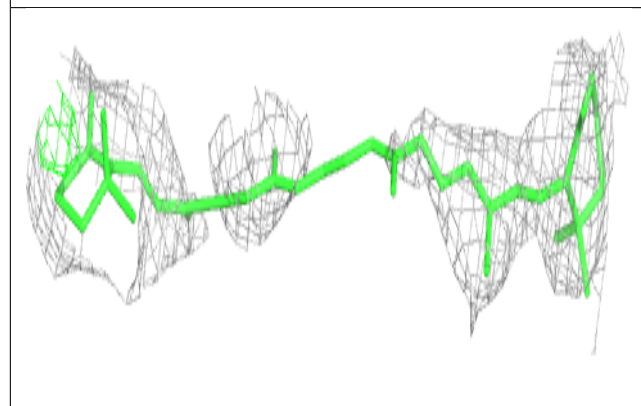
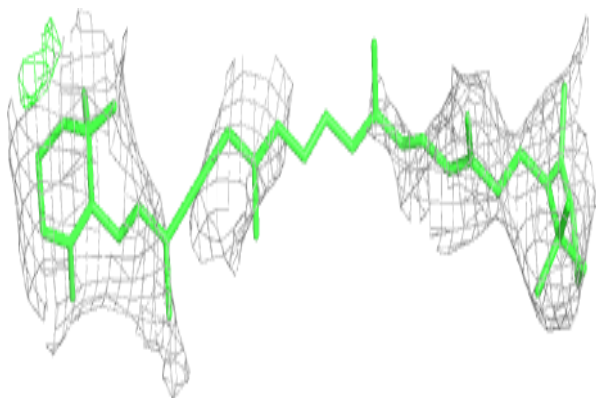


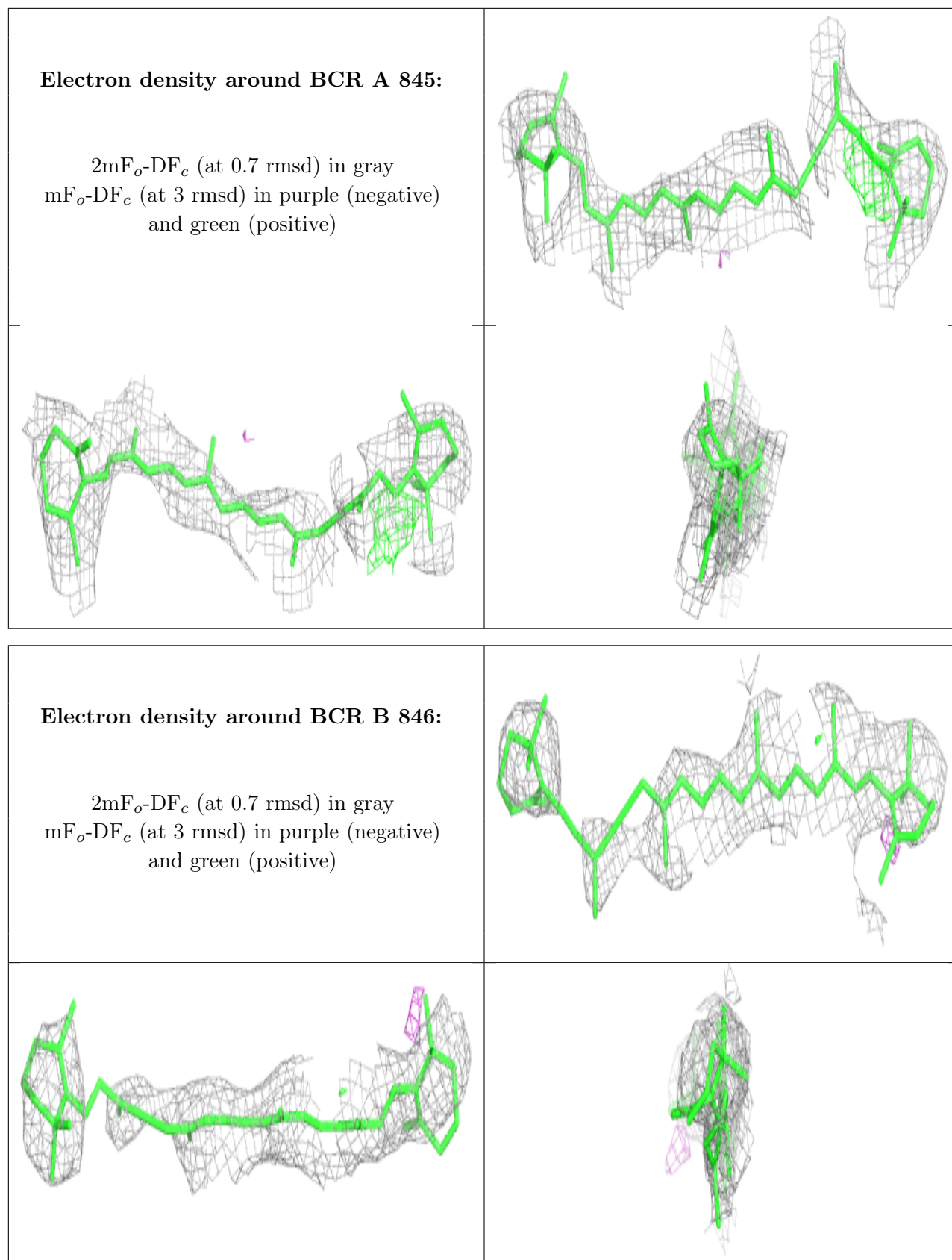
Electron density around CLA 4 304:

$2mF_o-DF_c$ (at 0.7 rmsd) in gray
 mF_o-DF_c (at 3 rmsd) in purple (negative)
and green (positive)

**Electron density around BCR A 844:**

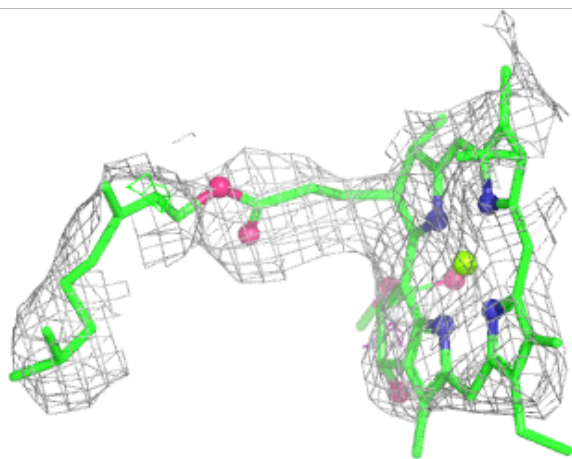
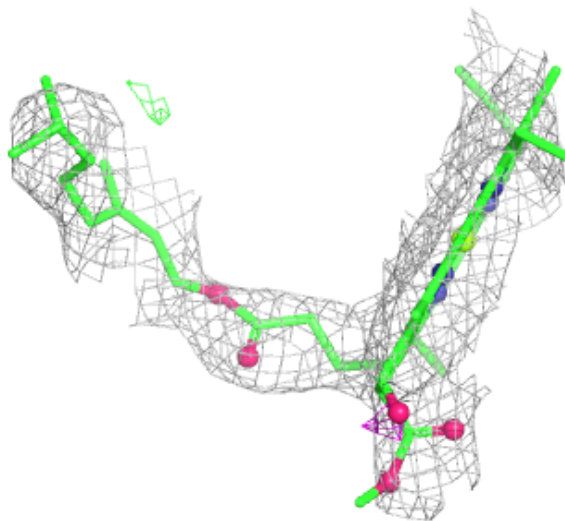
$2mF_o-DF_c$ (at 0.7 rmsd) in gray
 mF_o-DF_c (at 3 rmsd) in purple (negative)
and green (positive)





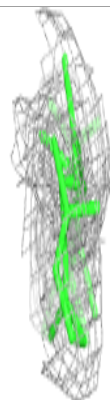
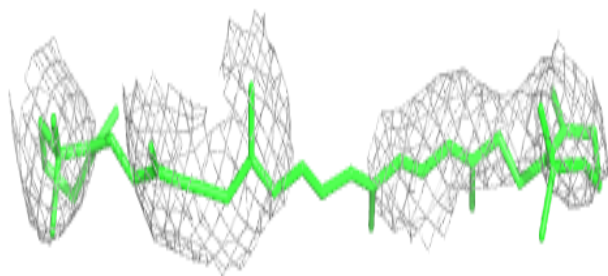
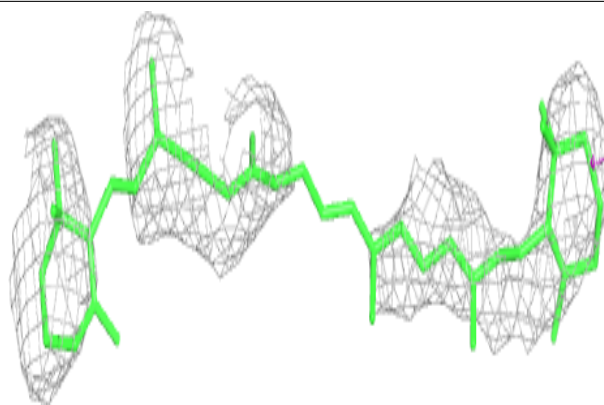
Electron density around CLA L 203:

$2mF_o-DF_c$ (at 0.7 rmsd) in gray
 mF_o-DF_c (at 3 rmsd) in purple (negative)
and green (positive)

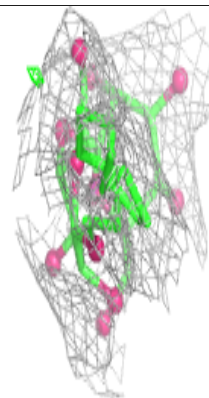
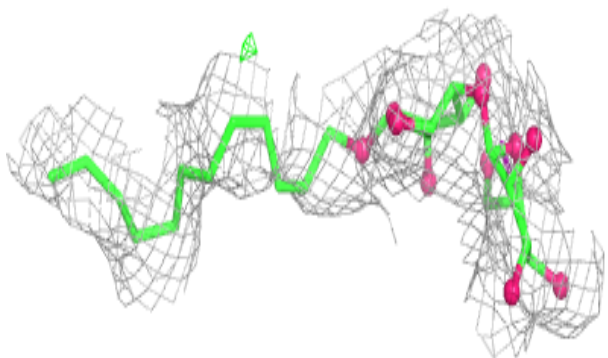
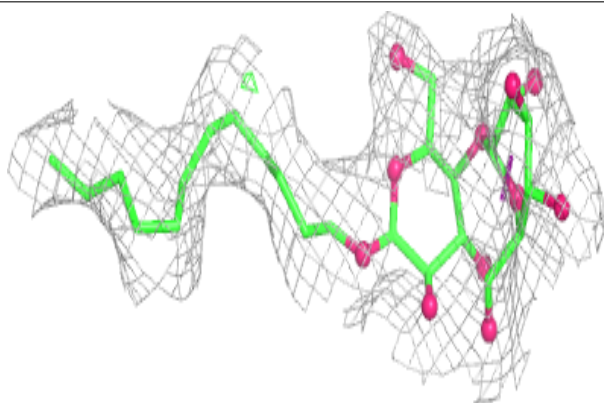


Electron density around BCR L 210:

$2mF_o-DF_c$ (at 0.7 rmsd) in gray
 mF_o-DF_c (at 3 rmsd) in purple (negative)
and green (positive)

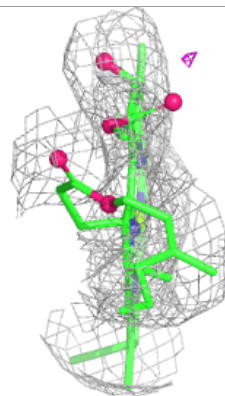
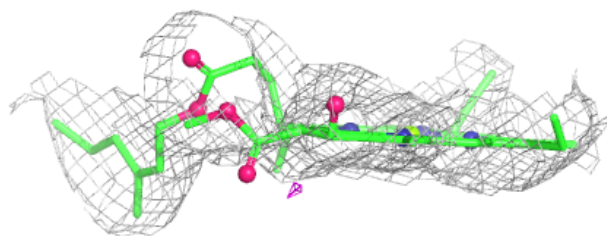
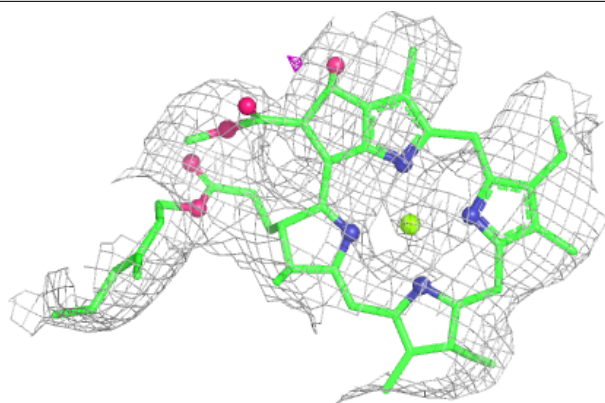
**Electron density around LMU 1 219:**

$2mF_o-DF_c$ (at 0.7 rmsd) in gray
 mF_o-DF_c (at 3 rmsd) in purple (negative)
and green (positive)



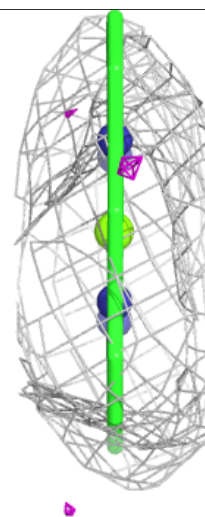
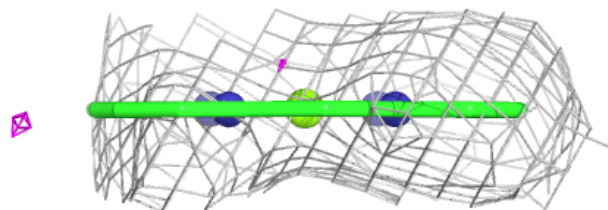
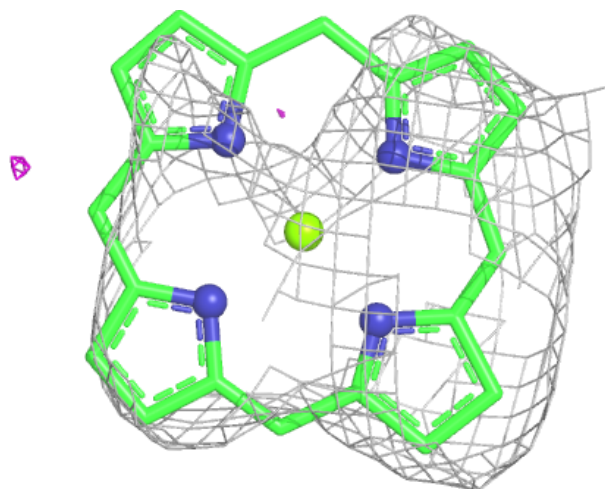
Electron density around CLA 4 318:

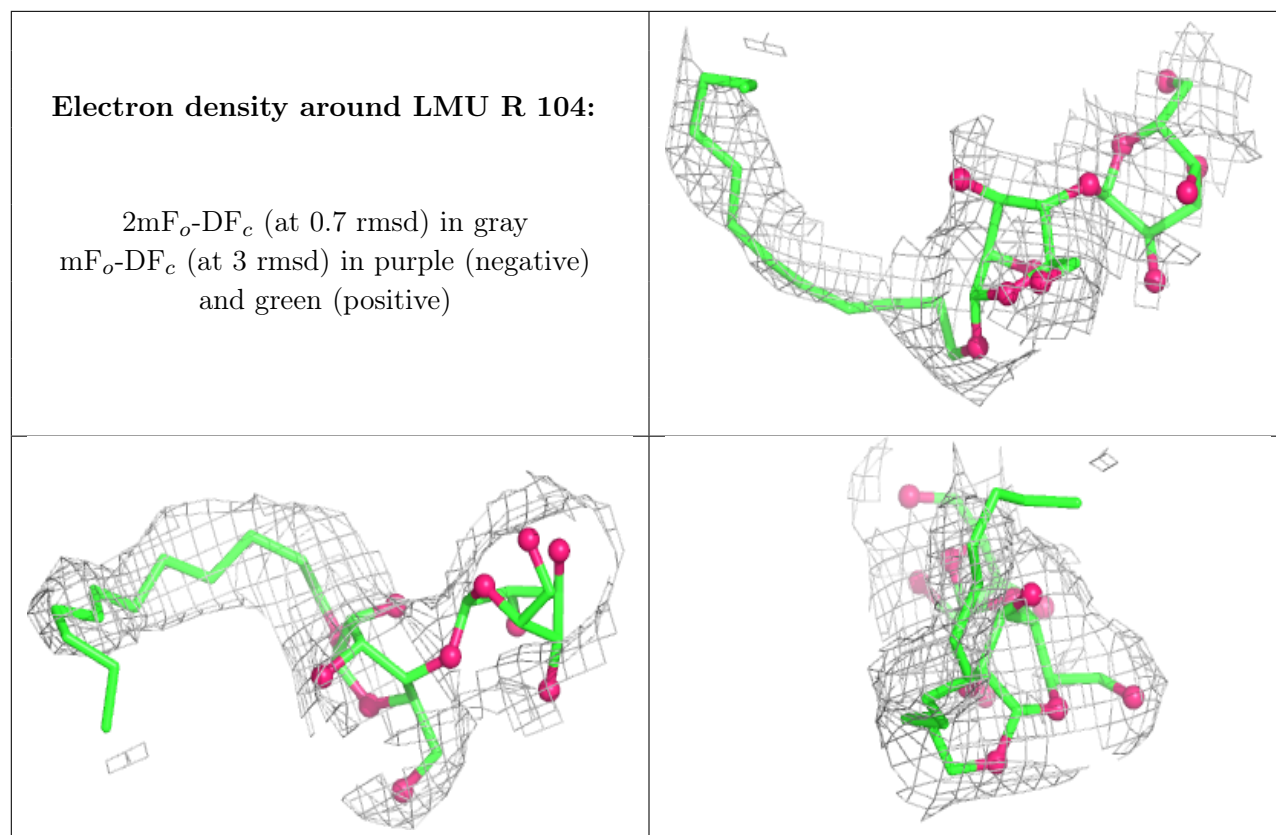
$2mF_o-DF_c$ (at 0.7 rmsd) in gray
 mF_o-DF_c (at 3 rmsd) in purple (negative)
and green (positive)



Electron density around CLA 2 310:

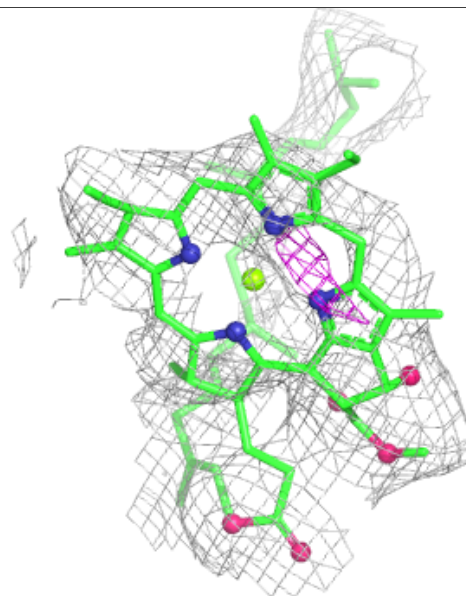
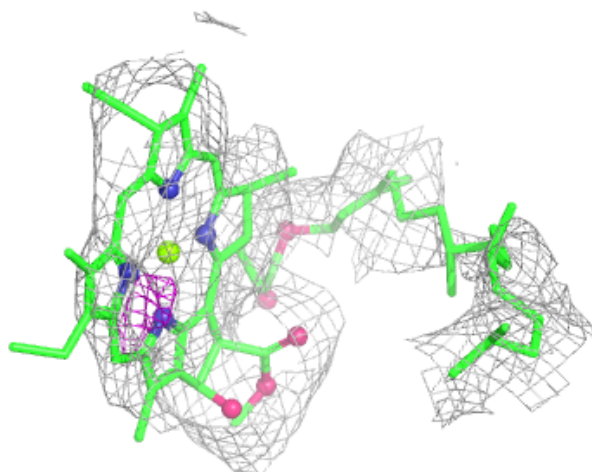
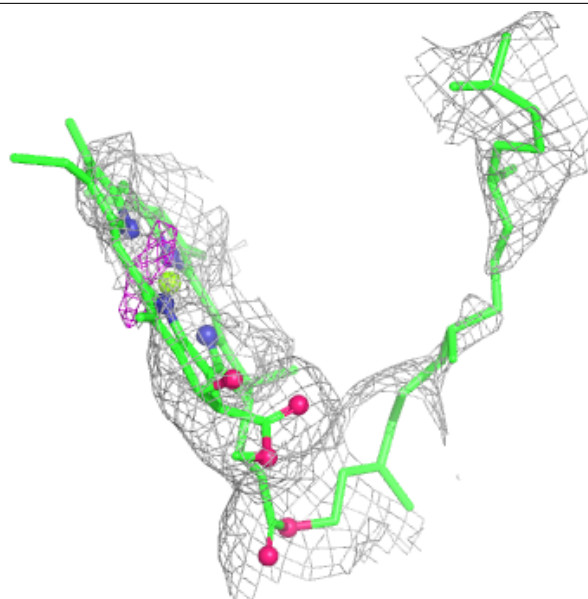
$2mF_o-DF_c$ (at 0.7 rmsd) in gray
 mF_o-DF_c (at 3 rmsd) in purple (negative)
and green (positive)

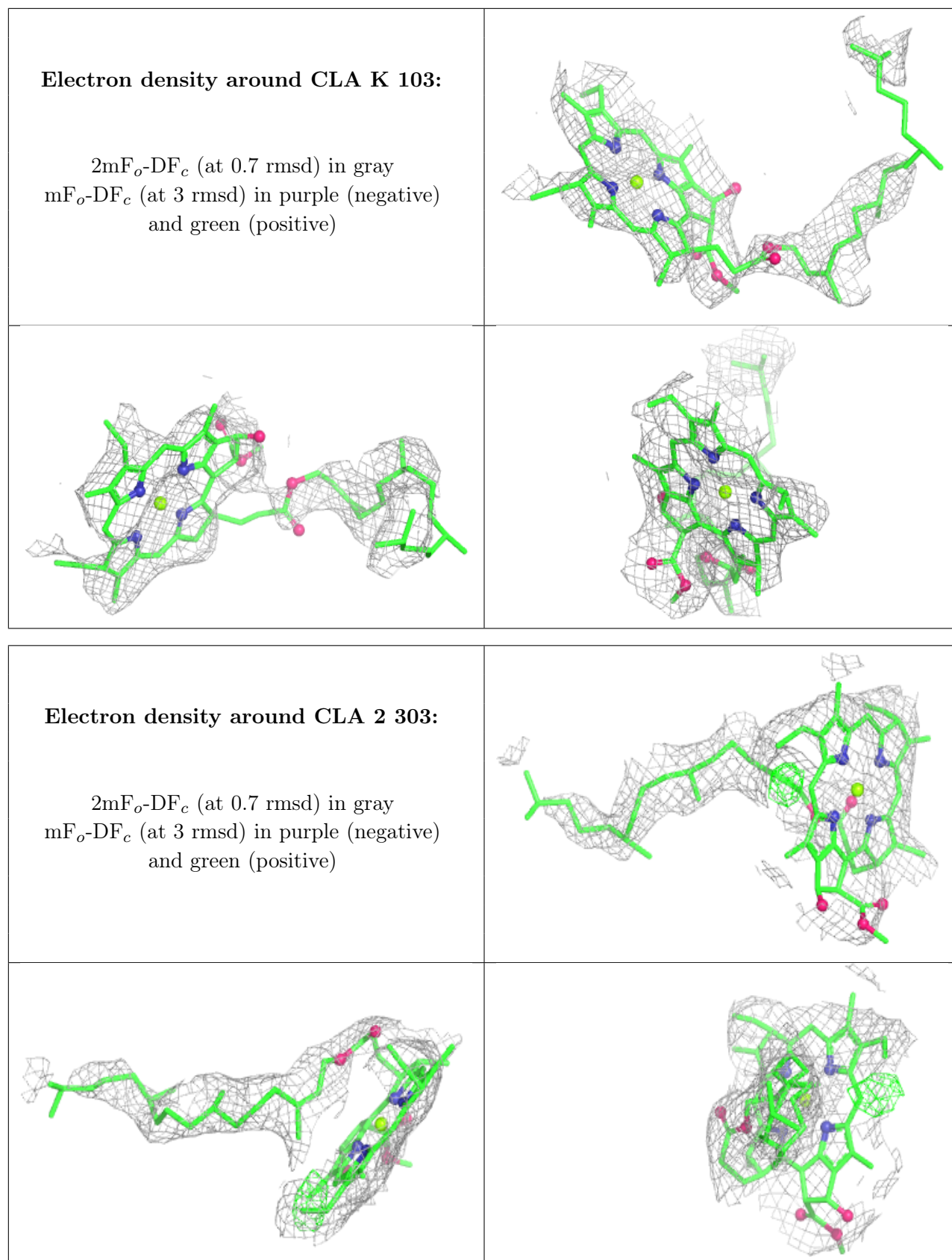




Electron density around CLA 2 307:

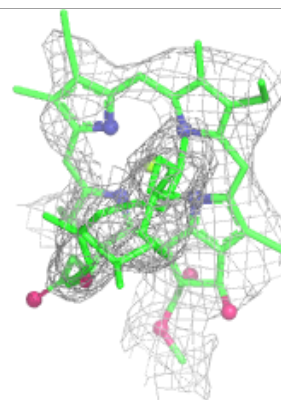
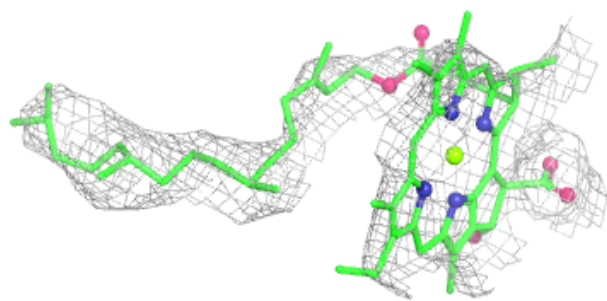
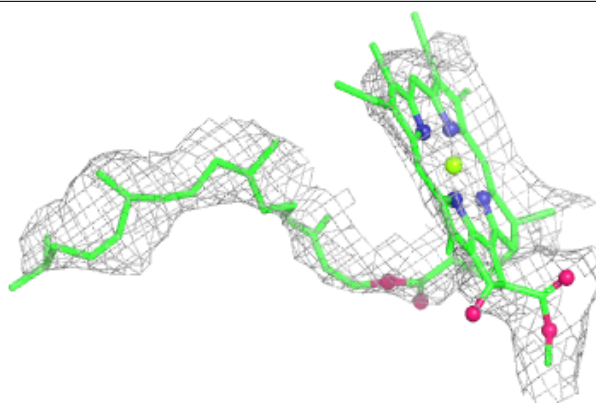
$2mF_o-DF_c$ (at 0.7 rmsd) in gray
 mF_o-DF_c (at 3 rmsd) in purple (negative)
and green (positive)



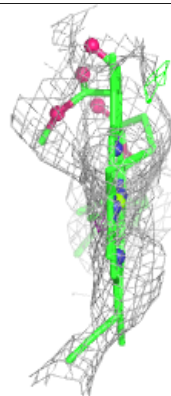
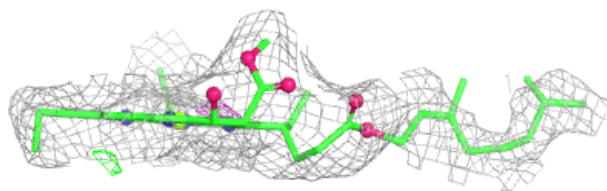
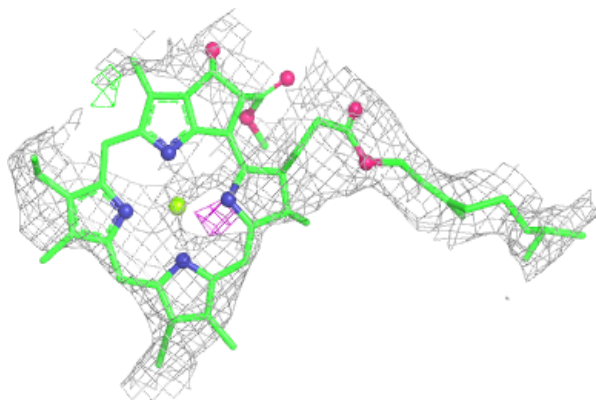


Electron density around CLA A 811:

$2mF_o-DF_c$ (at 0.7 rmsd) in gray
 mF_o-DF_c (at 3 rmsd) in purple (negative)
and green (positive)

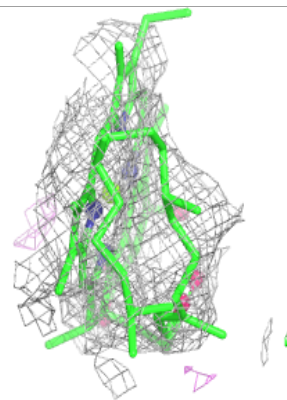
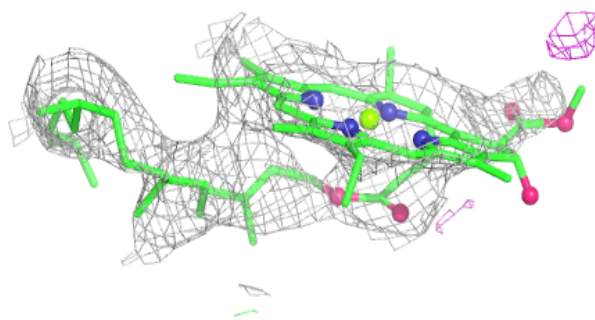
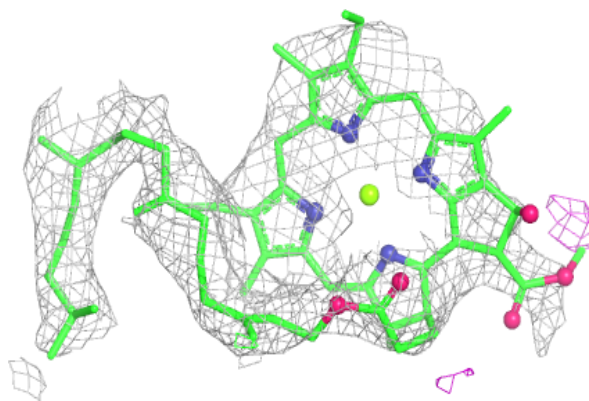
**Electron density around CLA 4 311:**

$2mF_o-DF_c$ (at 0.7 rmsd) in gray
 mF_o-DF_c (at 3 rmsd) in purple (negative)
and green (positive)

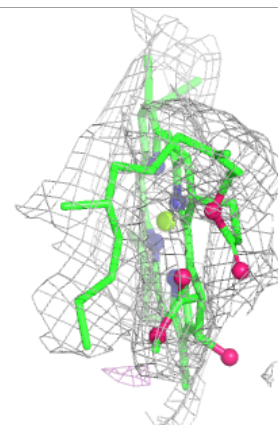
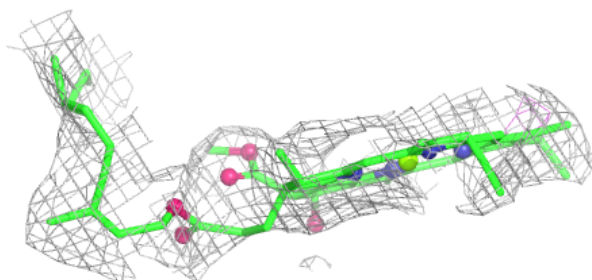
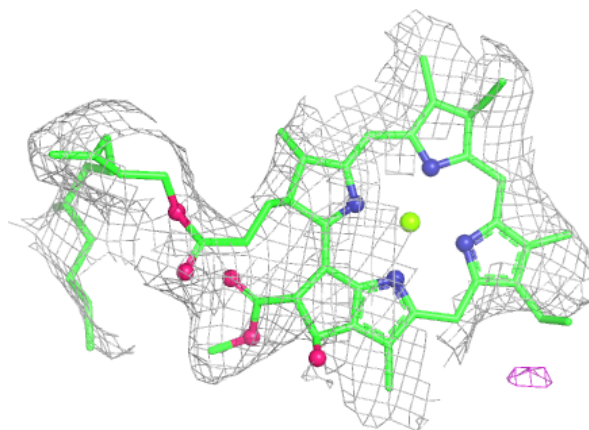


Electron density around CLA A 818:

$2mF_o-DF_c$ (at 0.7 rmsd) in gray
 mF_o-DF_c (at 3 rmsd) in purple (negative)
and green (positive)

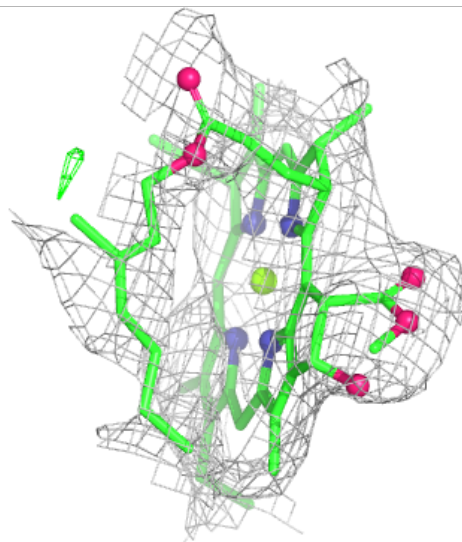
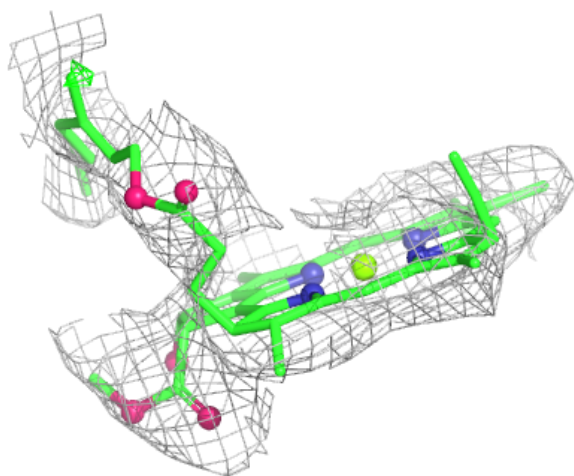
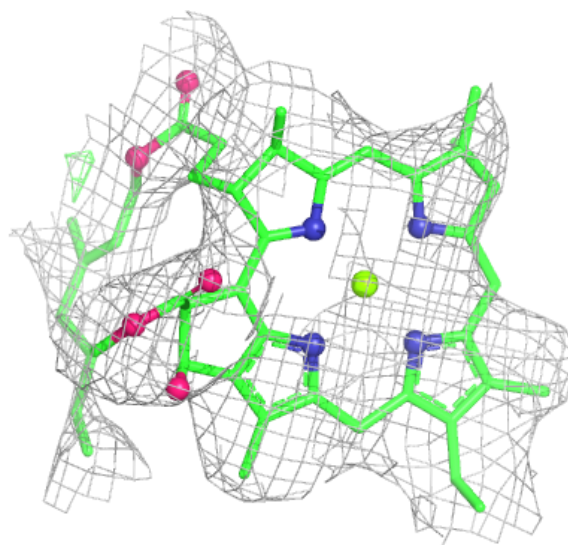
**Electron density around CLA R 108:**

$2mF_o-DF_c$ (at 0.7 rmsd) in gray
 mF_o-DF_c (at 3 rmsd) in purple (negative)
and green (positive)



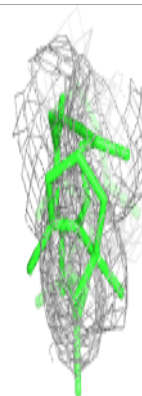
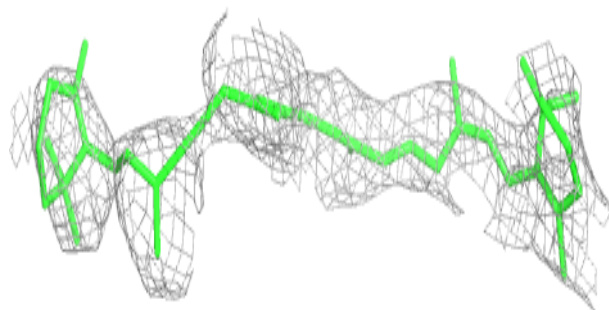
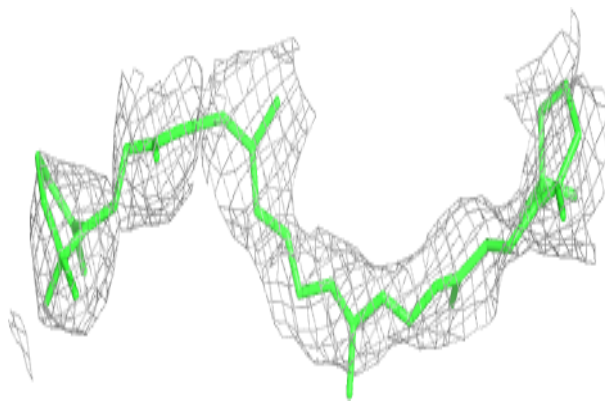
Electron density around CLA F 206:

$2mF_o-DF_c$ (at 0.7 rmsd) in gray
 mF_o-DF_c (at 3 rmsd) in purple (negative)
and green (positive)



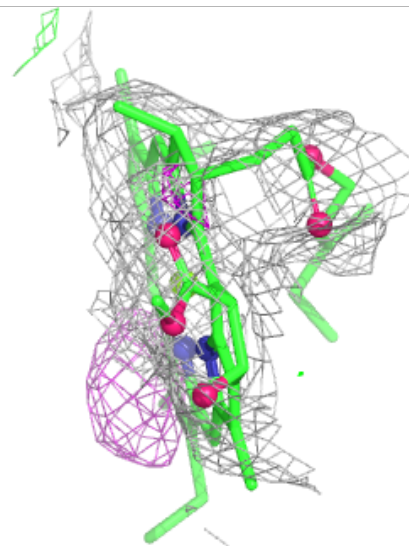
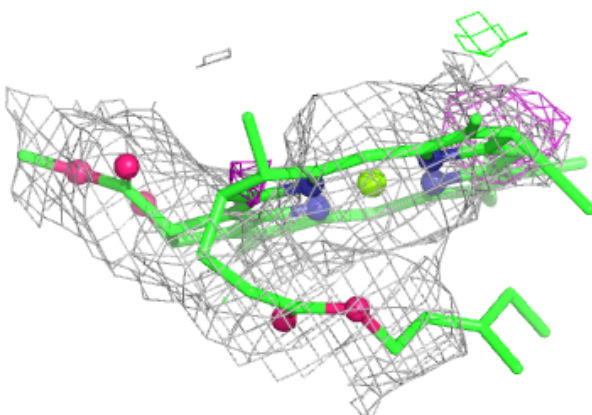
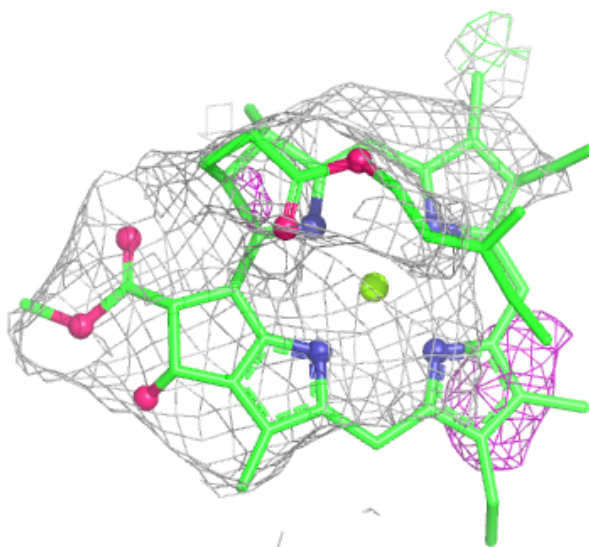
Electron density around BCR I 103:

$2mF_o-DF_c$ (at 0.7 rmsd) in gray
 mF_o-DF_c (at 3 rmsd) in purple (negative)
and green (positive)



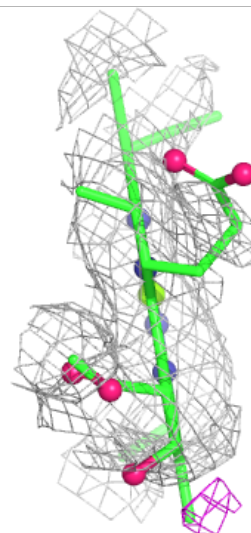
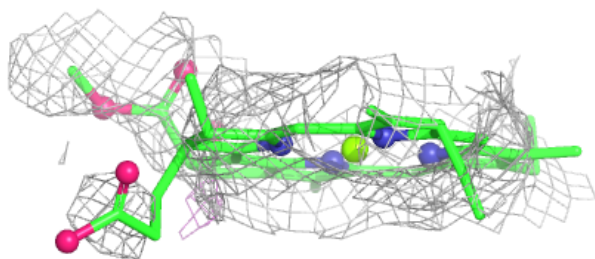
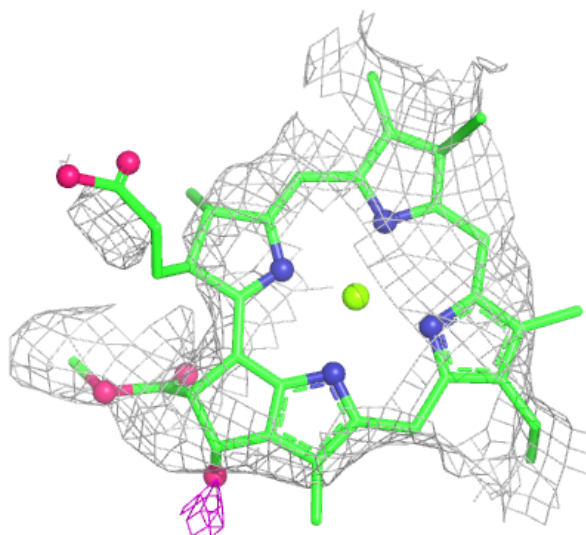
Electron density around CLA A 820:

$2mF_o-DF_c$ (at 0.7 rmsd) in gray
 mF_o-DF_c (at 3 rmsd) in purple (negative)
and green (positive)



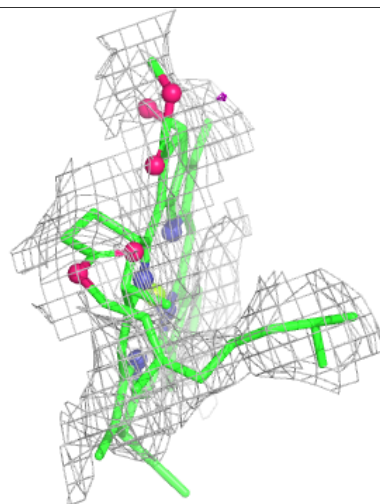
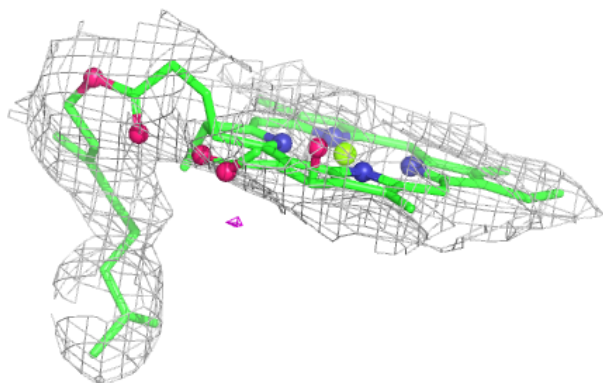
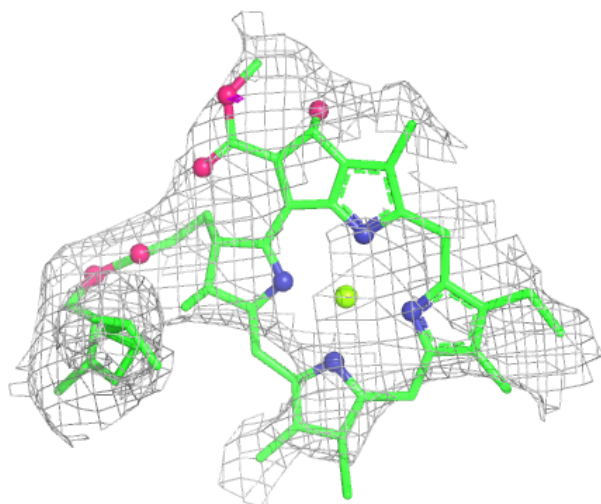
Electron density around CLA A 833:

$2mF_o-DF_c$ (at 0.7 rmsd) in gray
 mF_o-DF_c (at 3 rmsd) in purple (negative)
and green (positive)



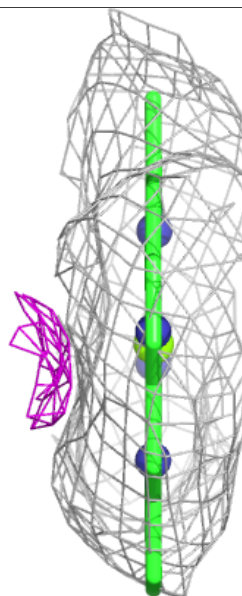
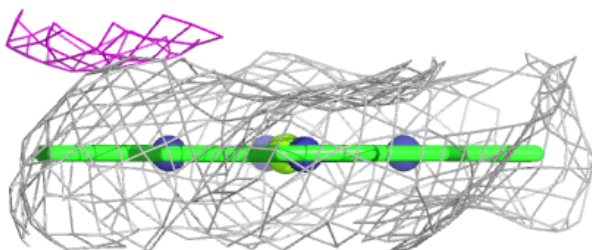
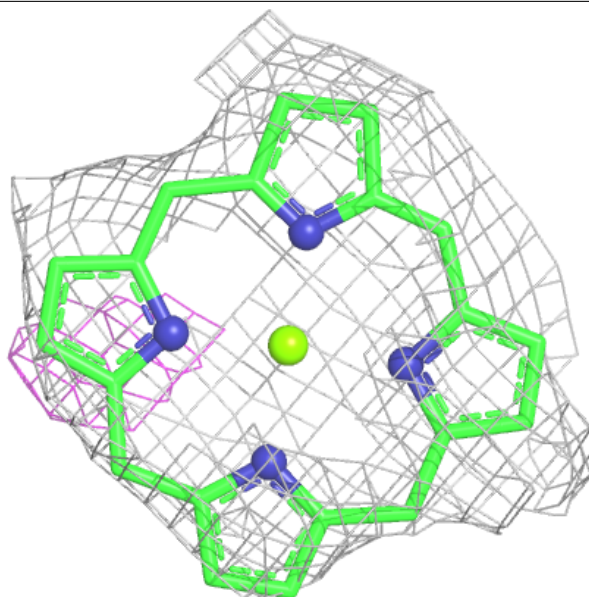
Electron density around CLA H 101:

$2mF_o-DF_c$ (at 0.7 rmsd) in gray
 mF_o-DF_c (at 3 rmsd) in purple (negative)
and green (positive)



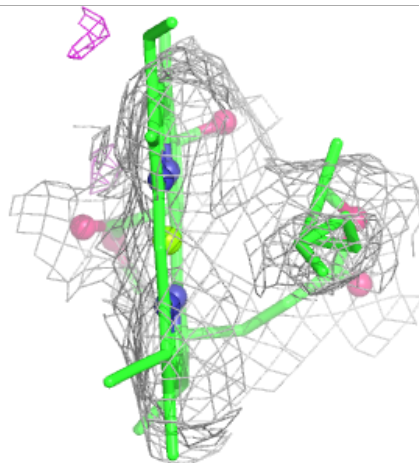
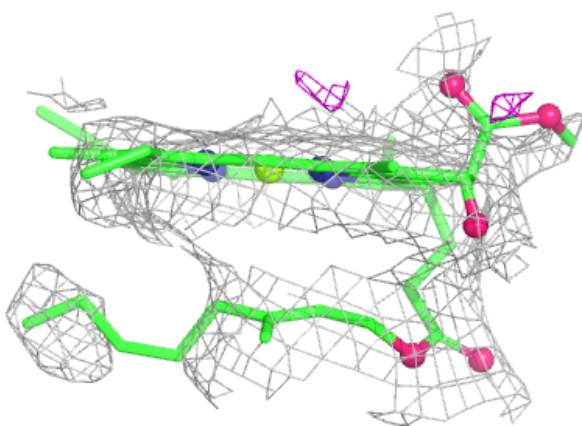
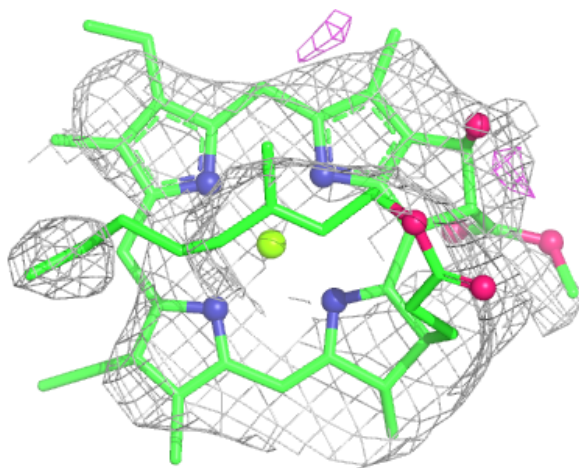
Electron density around CLA 2 304:

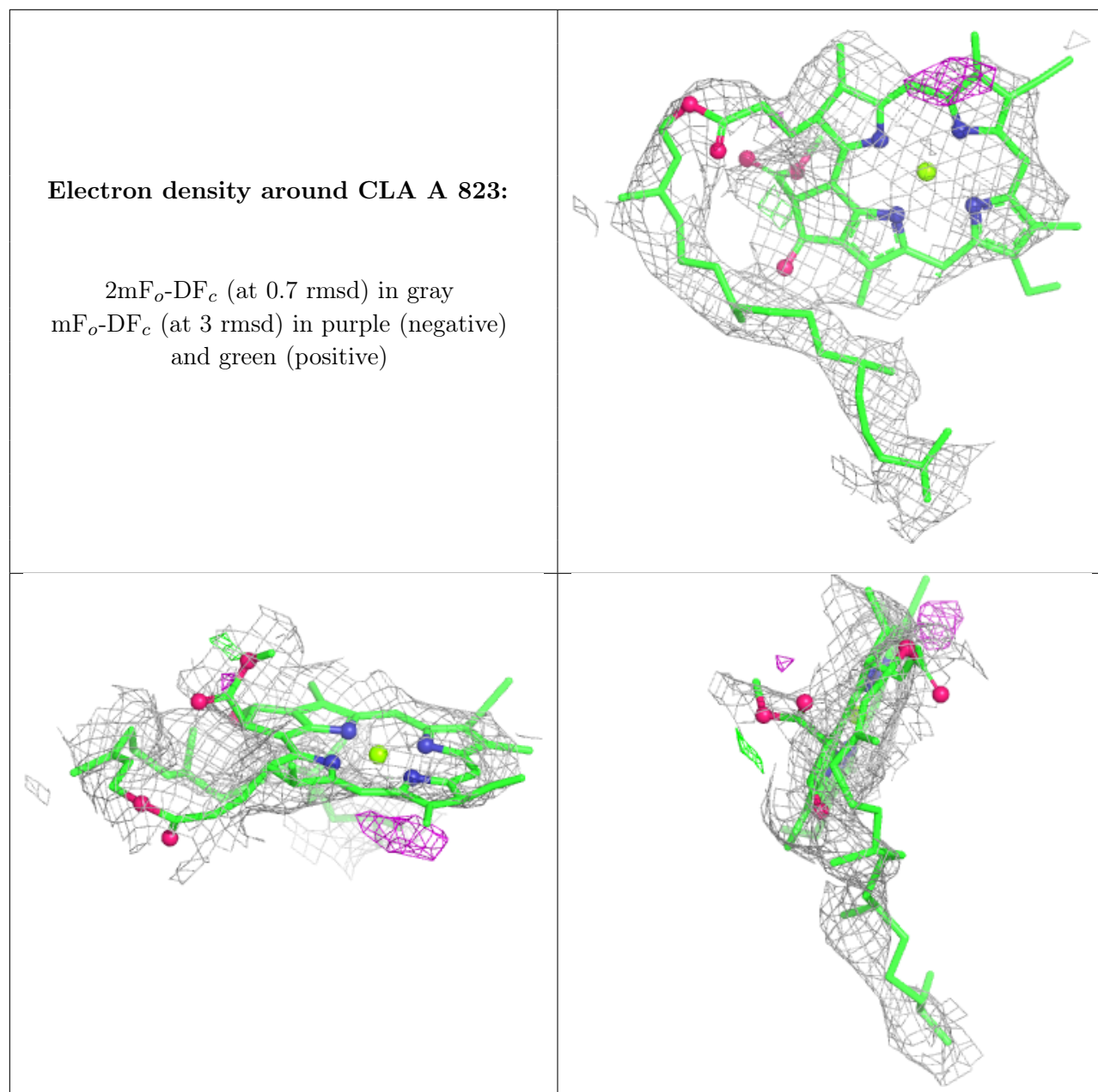
$2mF_o-DF_c$ (at 0.7 rmsd) in gray
 mF_o-DF_c (at 3 rmsd) in purple (negative)
and green (positive)



Electron density around CLA A 816:

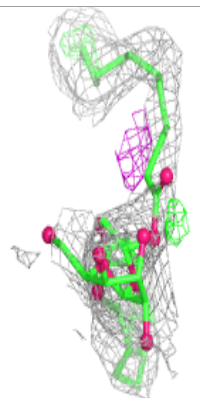
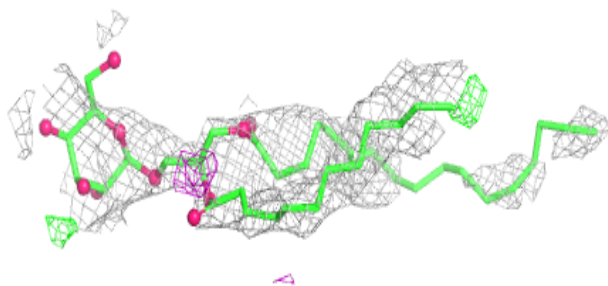
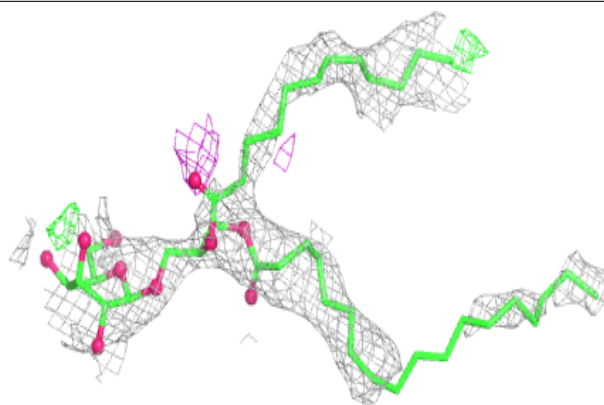
$2mF_o-DF_c$ (at 0.7 rmsd) in gray
 mF_o-DF_c (at 3 rmsd) in purple (negative)
and green (positive)



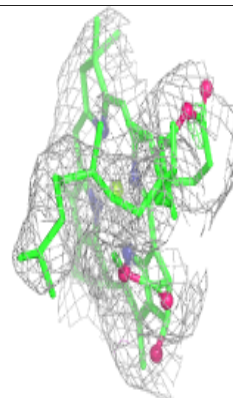
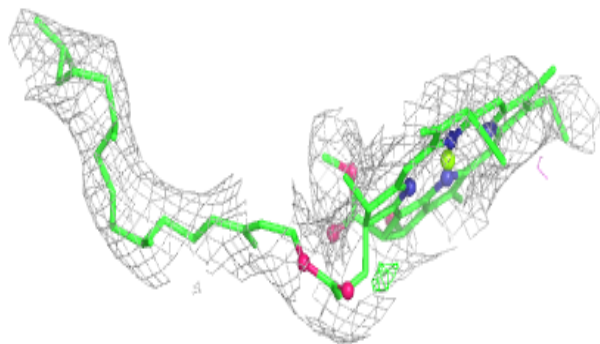
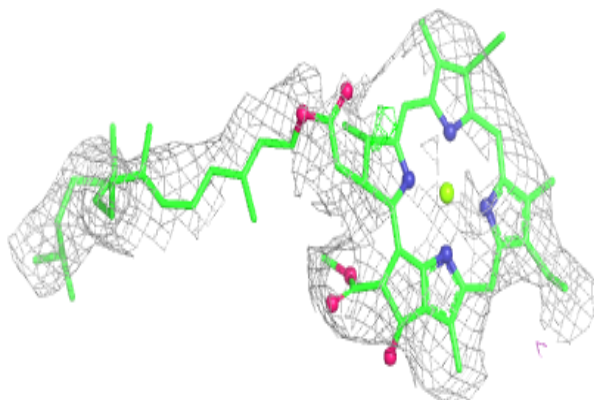


Electron density around LMG B 848:

$2mF_o-DF_c$ (at 0.7 rmsd) in gray
 mF_o-DF_c (at 3 rmsd) in purple (negative)
and green (positive)

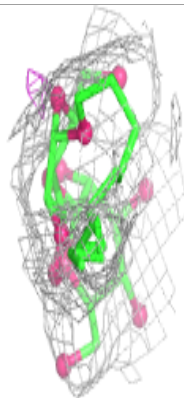
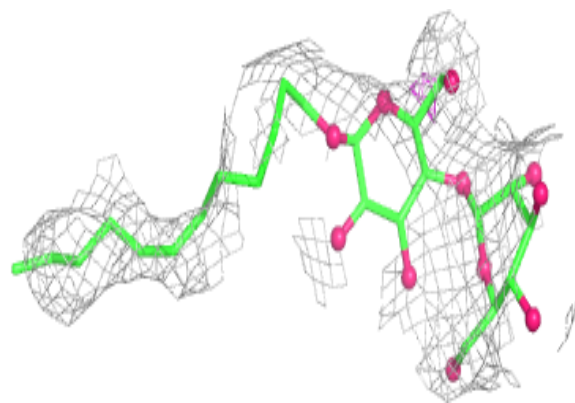
**Electron density around CLA 3 318:**

$2mF_o-DF_c$ (at 0.7 rmsd) in gray
 mF_o-DF_c (at 3 rmsd) in purple (negative)
and green (positive)

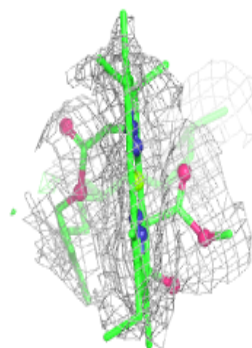
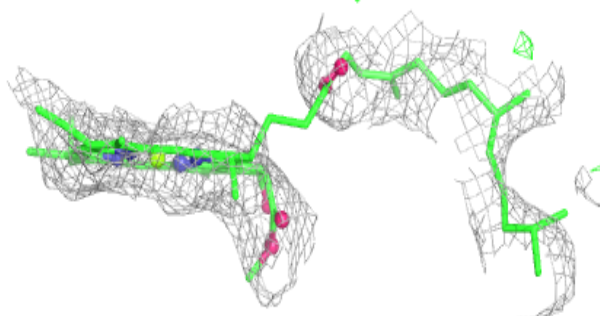
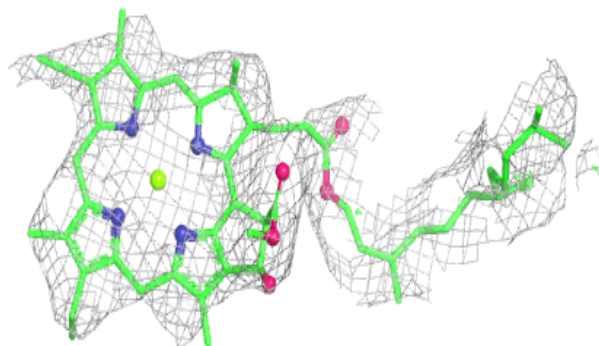


Electron density around LMU A 856:

$2mF_o-DF_c$ (at 0.7 rmsd) in gray
 mF_o-DF_c (at 3 rmsd) in purple (negative)
and green (positive)

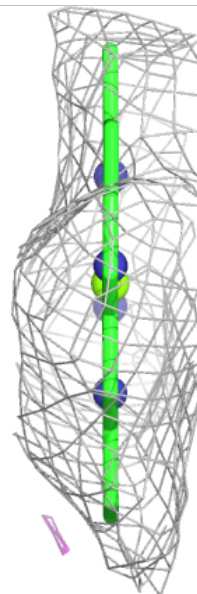
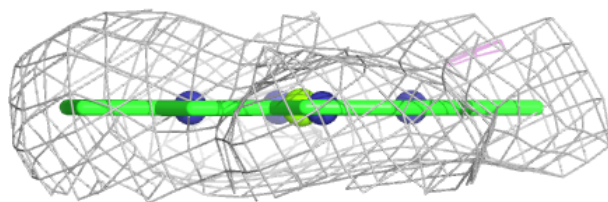
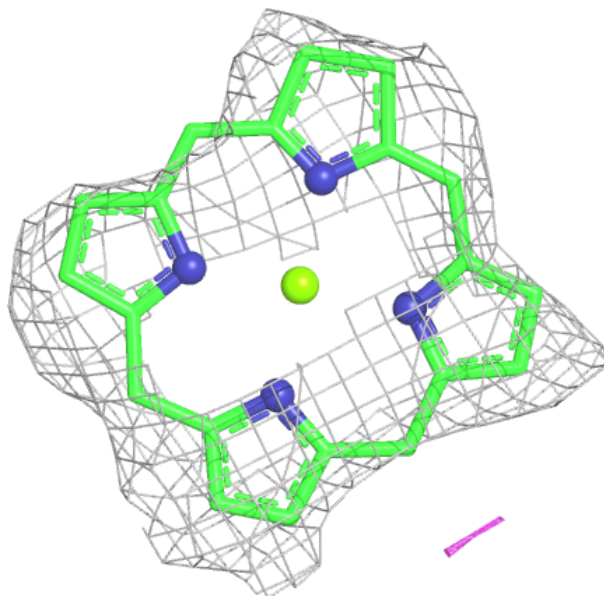
**Electron density around CLA B 813:**

$2mF_o-DF_c$ (at 0.7 rmsd) in gray
 mF_o-DF_c (at 3 rmsd) in purple (negative)
and green (positive)



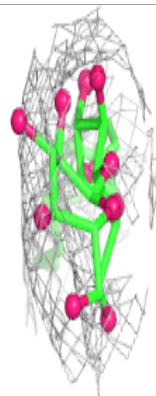
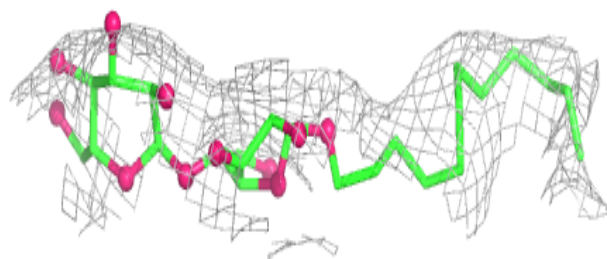
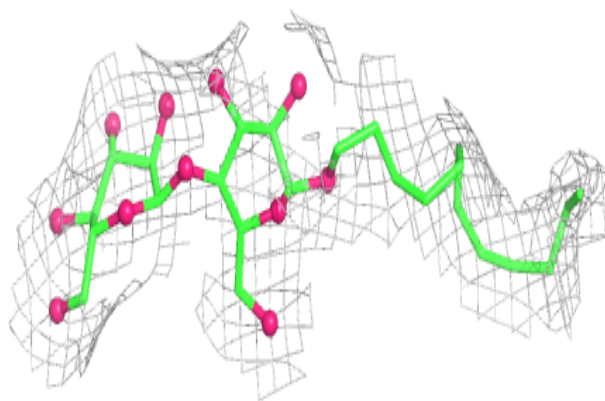
Electron density around CLA 1 216:

$2mF_o-DF_c$ (at 0.7 rmsd) in gray
 mF_o-DF_c (at 3 rmsd) in purple (negative)
and green (positive)

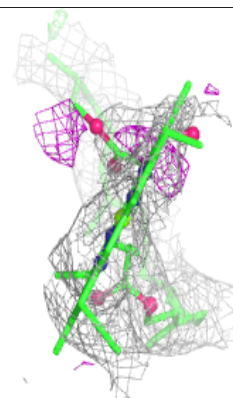
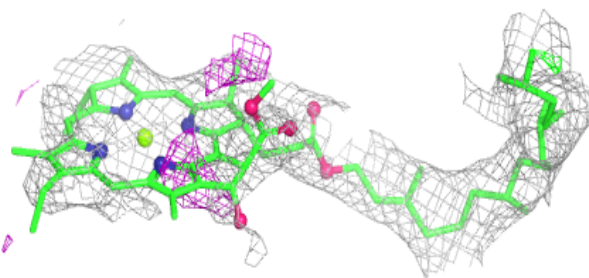
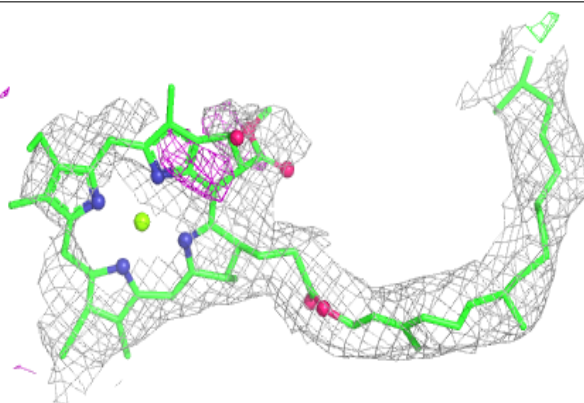


Electron density around LMU 3 322:

$2mF_o-DF_c$ (at 0.7 rmsd) in gray
 mF_o-DF_c (at 3 rmsd) in purple (negative)
and green (positive)

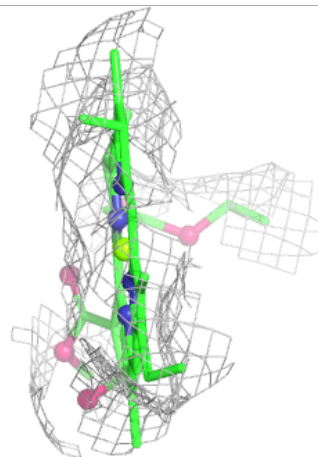
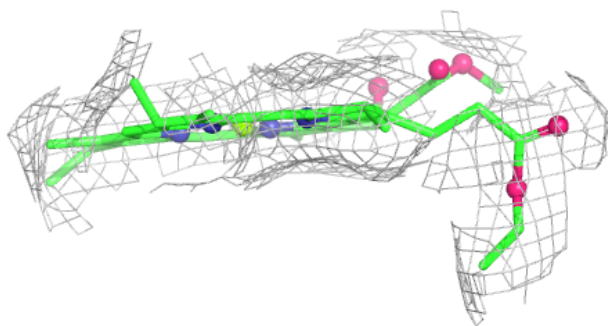
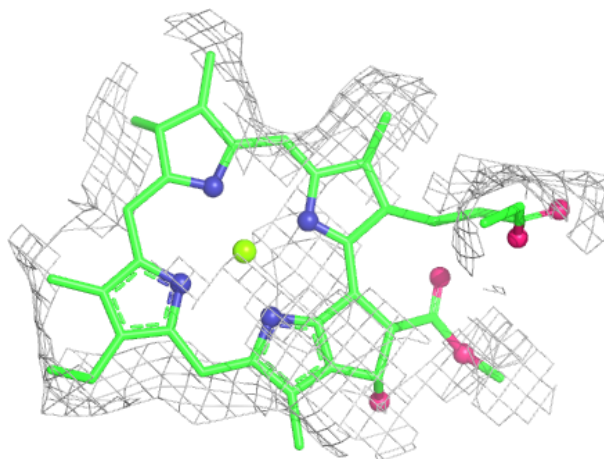
**Electron density around CLA B 824:**

$2mF_o-DF_c$ (at 0.7 rmsd) in gray
 mF_o-DF_c (at 3 rmsd) in purple (negative)
and green (positive)



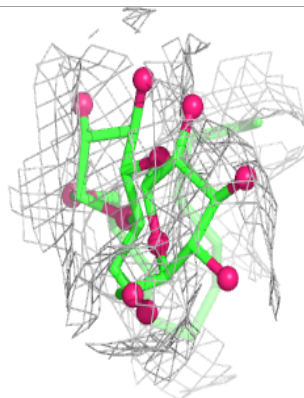
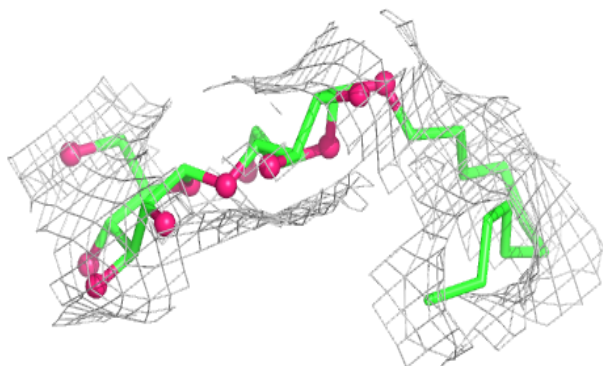
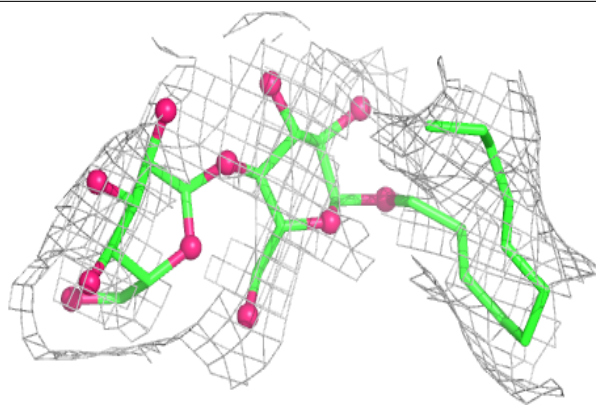
Electron density around CLA A 801:

$2mF_o-DF_c$ (at 0.7 rmsd) in gray
 mF_o-DF_c (at 3 rmsd) in purple (negative)
and green (positive)

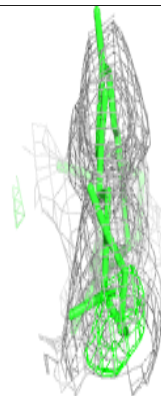
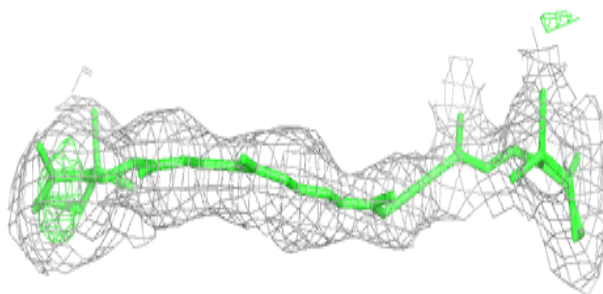
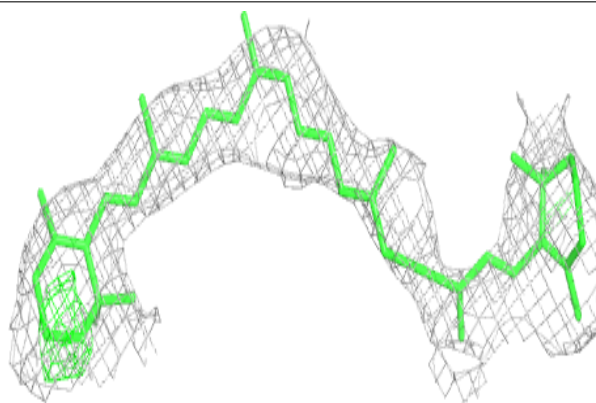


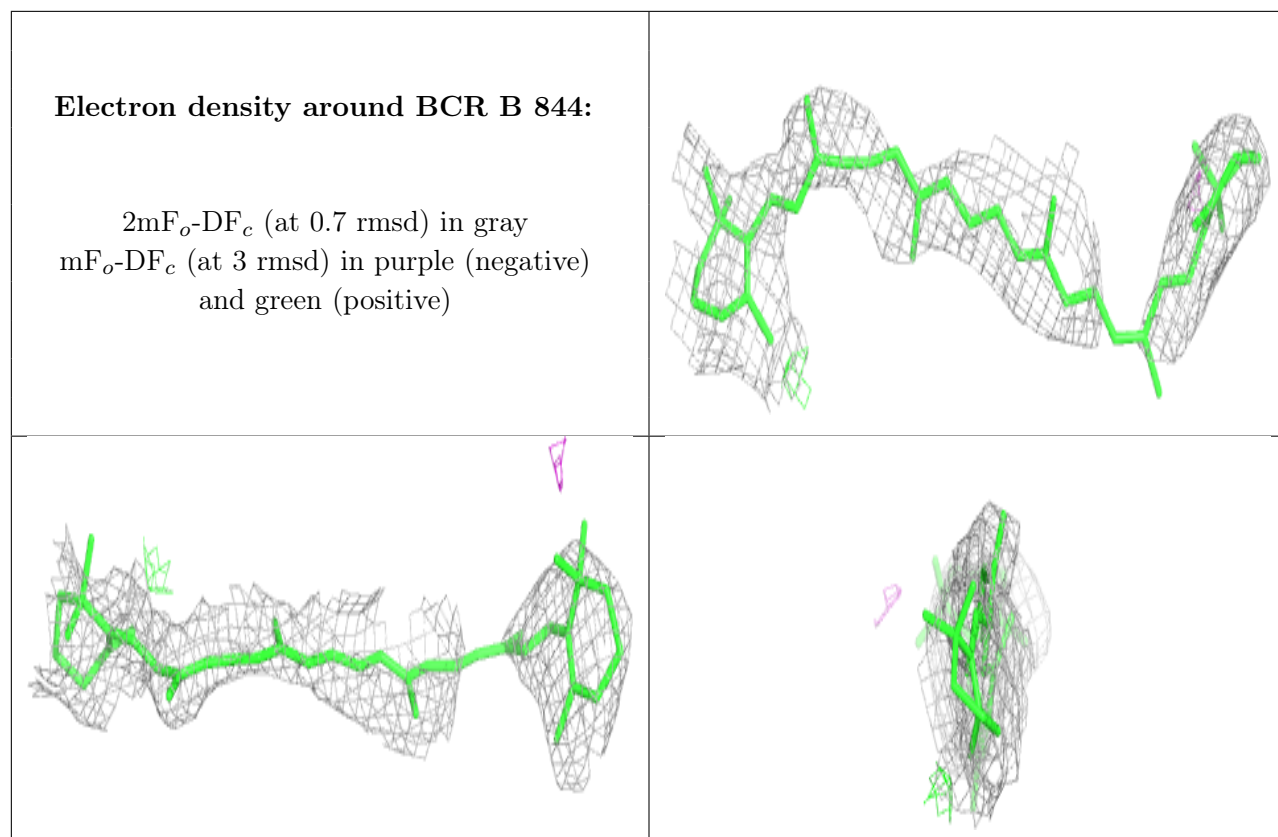
Electron density around LMU F 201:

$2mF_o-DF_c$ (at 0.7 rmsd) in gray
 mF_o-DF_c (at 3 rmsd) in purple (negative)
and green (positive)

**Electron density around BCR A 847:**

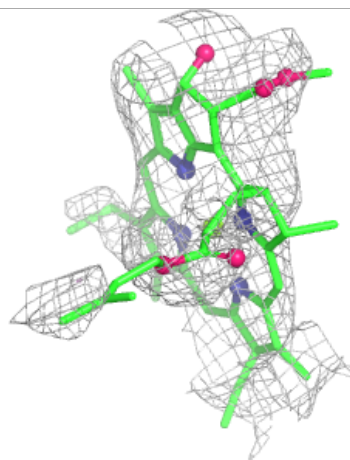
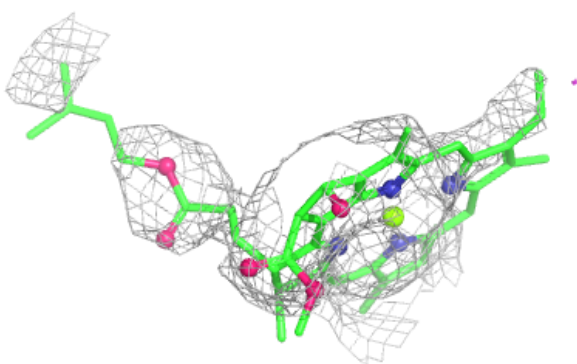
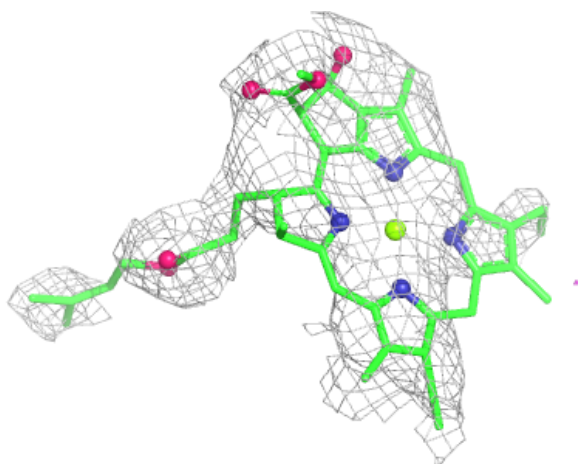
$2mF_o-DF_c$ (at 0.7 rmsd) in gray
 mF_o-DF_c (at 3 rmsd) in purple (negative)
and green (positive)





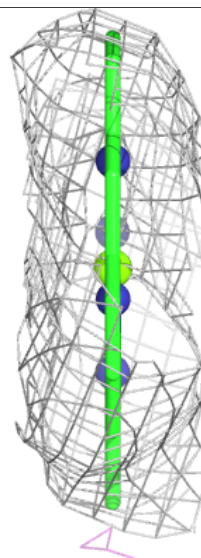
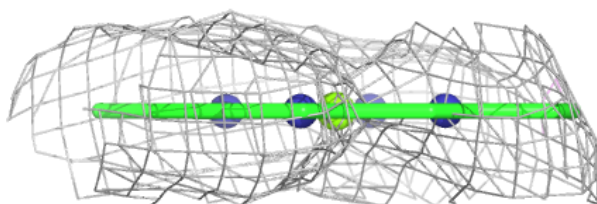
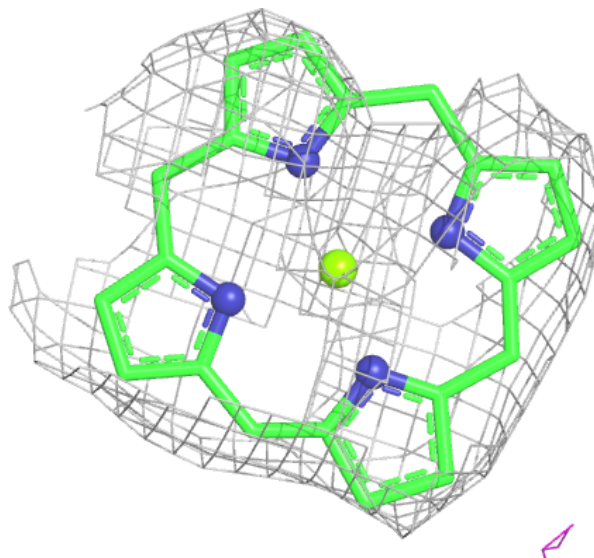
Electron density around CLA A 829:

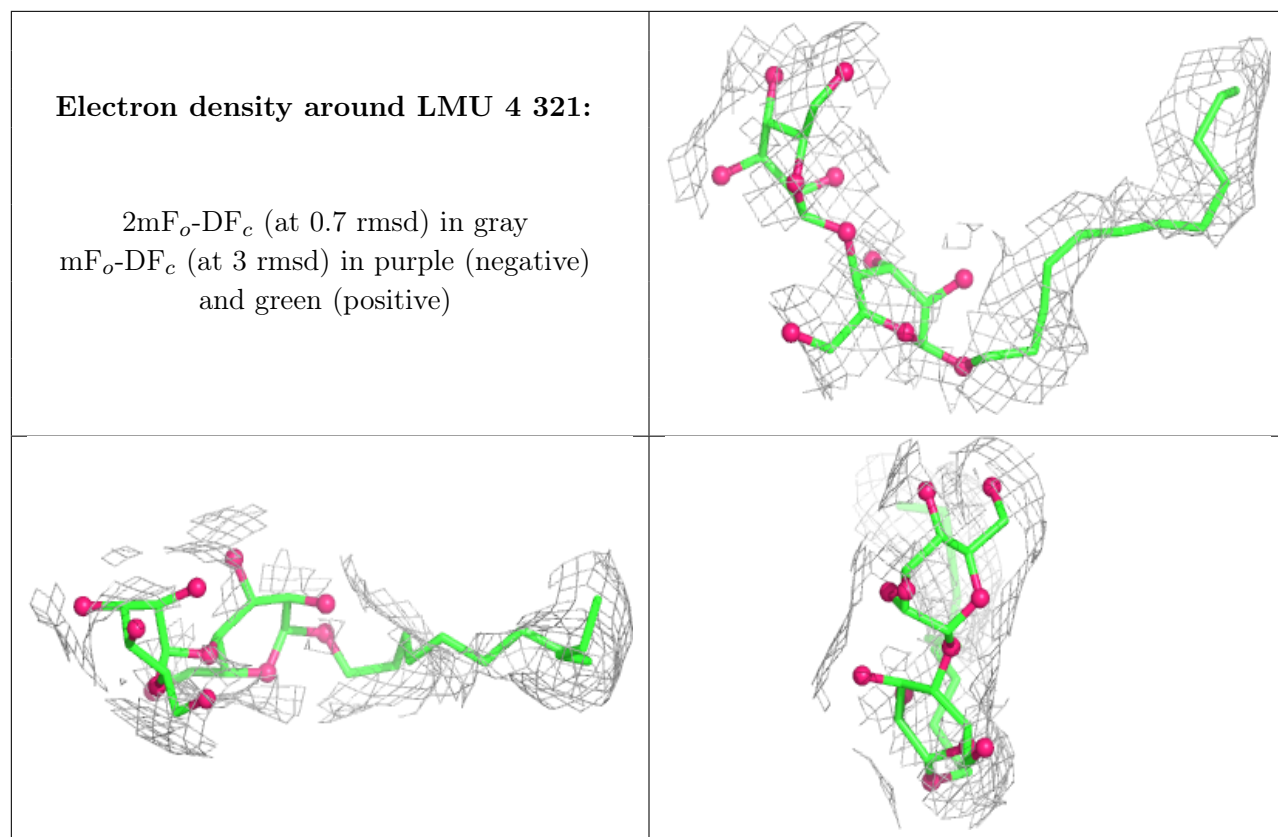
$2mF_o-DF_c$ (at 0.7 rmsd) in gray
 mF_o-DF_c (at 3 rmsd) in purple (negative)
and green (positive)



Electron density around CLA 3 305:

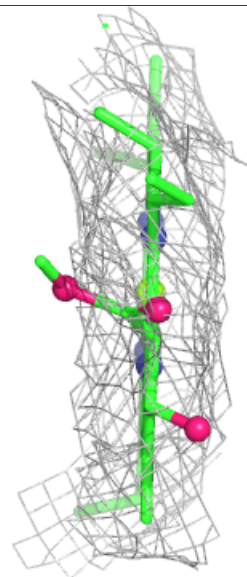
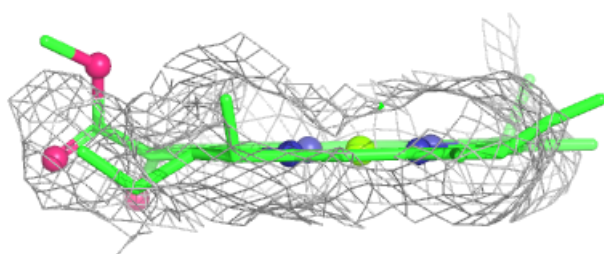
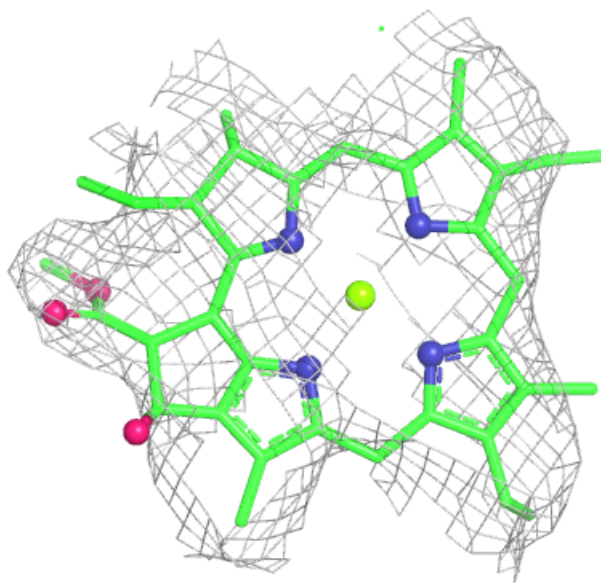
$2mF_o-DF_c$ (at 0.7 rmsd) in gray
 mF_o-DF_c (at 3 rmsd) in purple (negative)
and green (positive)





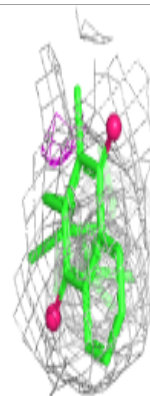
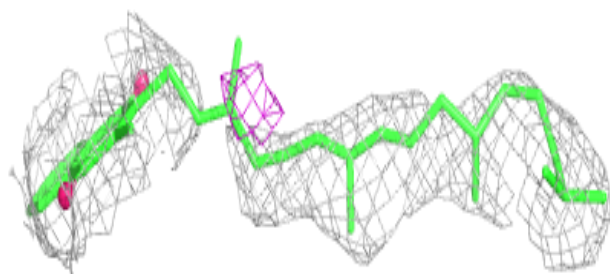
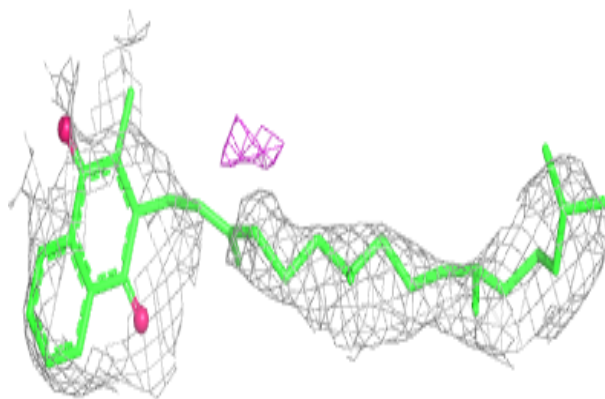
Electron density around CLA A 821:

$2mF_o-DF_c$ (at 0.7 rmsd) in gray
 mF_o-DF_c (at 3 rmsd) in purple (negative)
and green (positive)

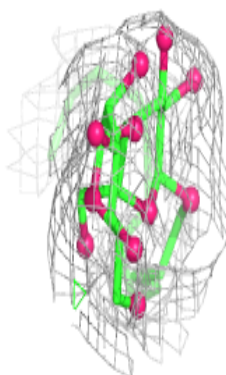
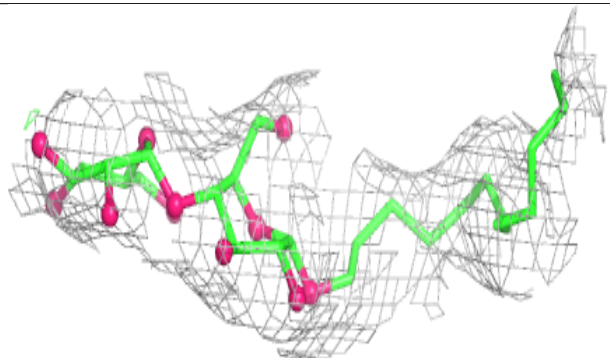
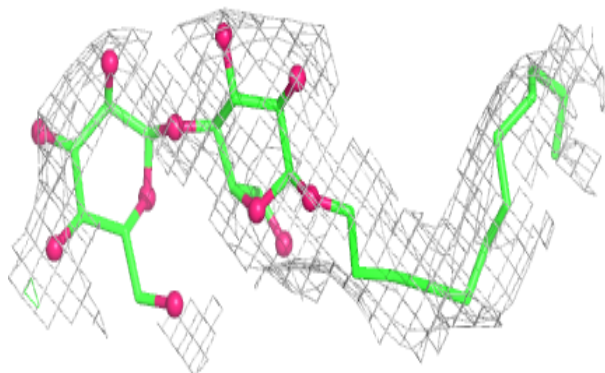


Electron density around PQN A 842:

$2mF_o-DF_c$ (at 0.7 rmsd) in gray
 mF_o-DF_c (at 3 rmsd) in purple (negative)
and green (positive)

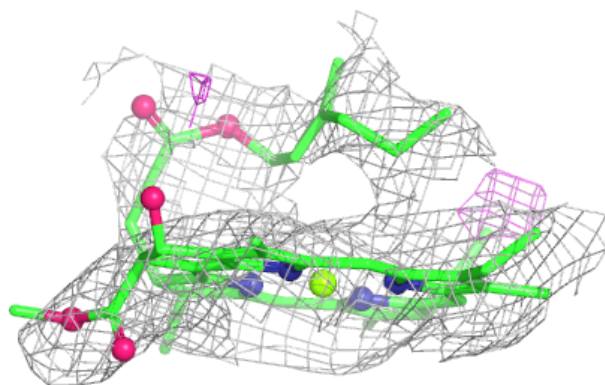
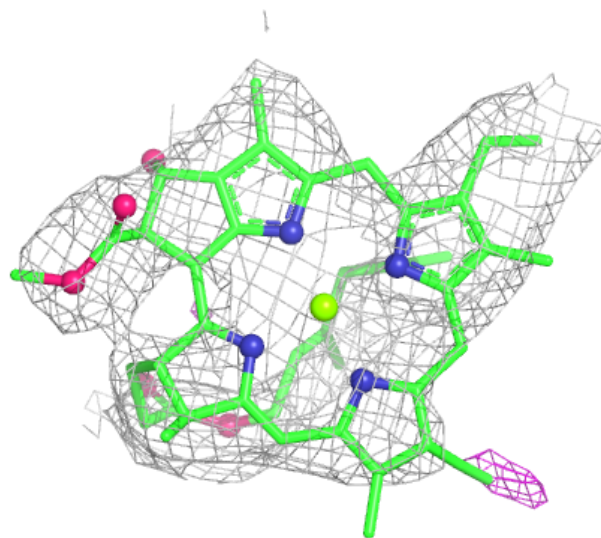
**Electron density around LMU C 101:**

$2mF_o-DF_c$ (at 0.7 rmsd) in gray
 mF_o-DF_c (at 3 rmsd) in purple (negative)
and green (positive)



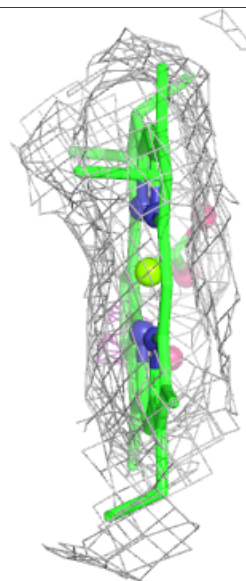
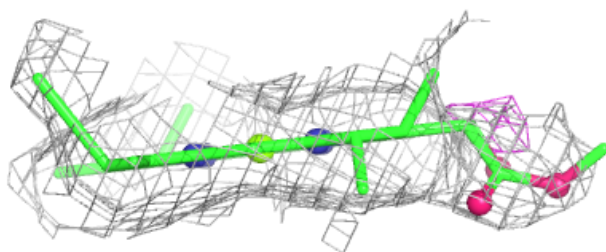
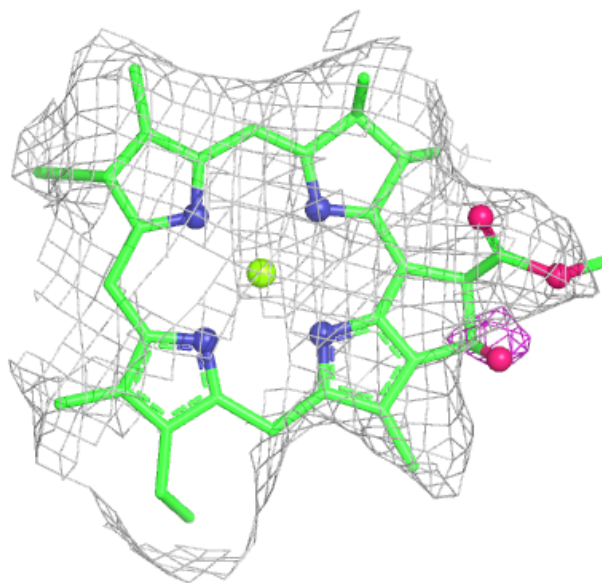
Electron density around CLA A 817:

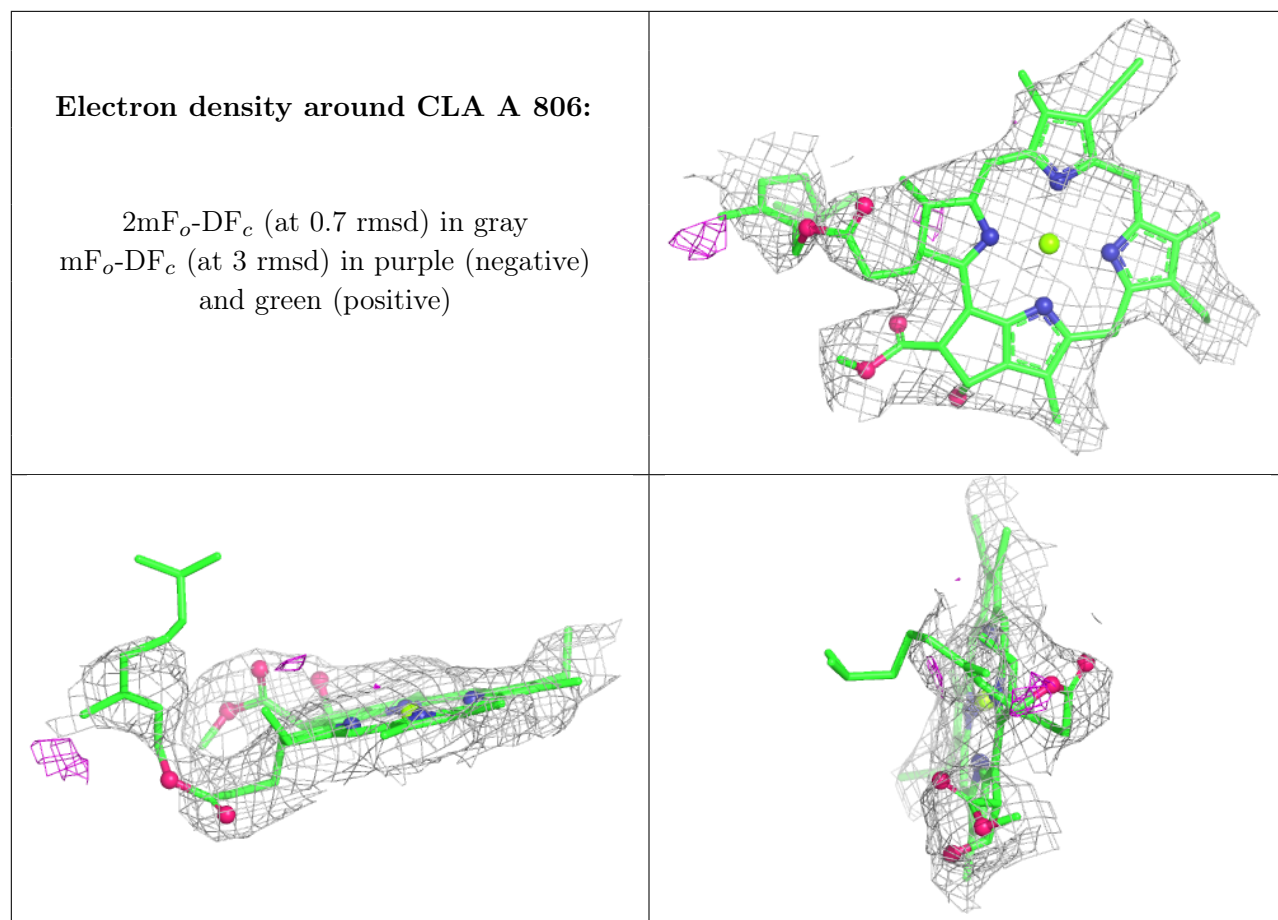
$2mF_o-DF_c$ (at 0.7 rmsd) in gray
 mF_o-DF_c (at 3 rmsd) in purple (negative)
and green (positive)



Electron density around CLA F 205:

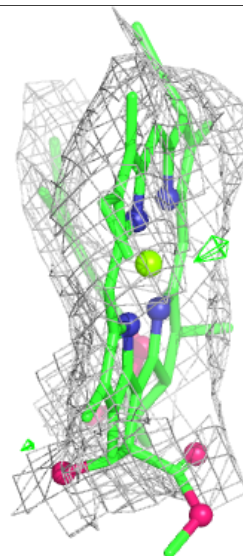
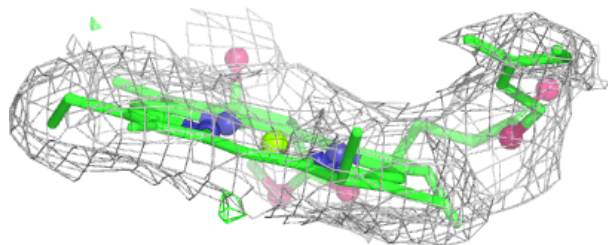
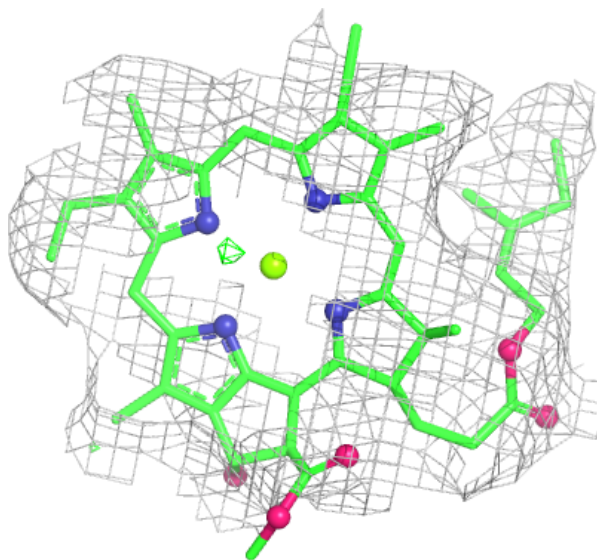
$2mF_o-DF_c$ (at 0.7 rmsd) in gray
 mF_o-DF_c (at 3 rmsd) in purple (negative)
and green (positive)





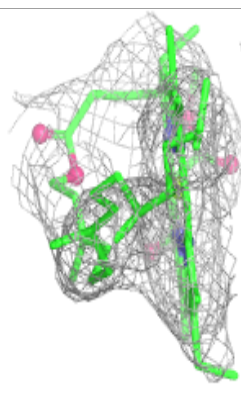
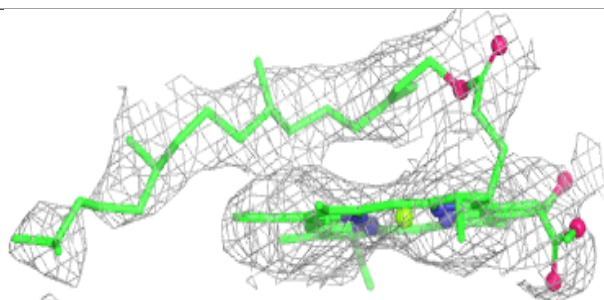
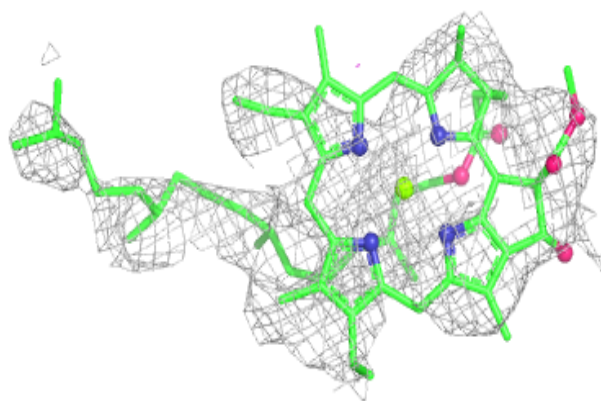
Electron density around CLA G 102:

$2mF_o-DF_c$ (at 0.7 rmsd) in gray
 mF_o-DF_c (at 3 rmsd) in purple (negative)
and green (positive)

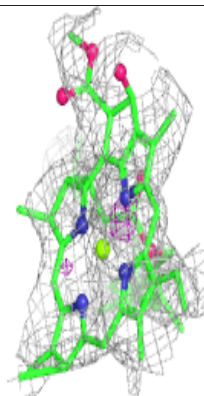
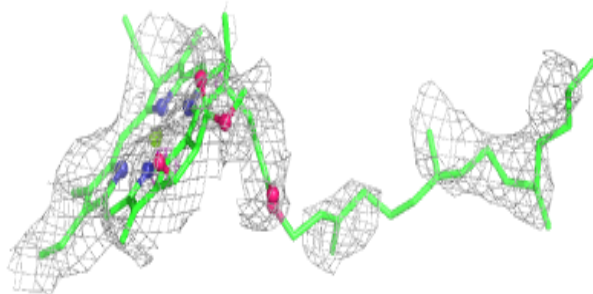
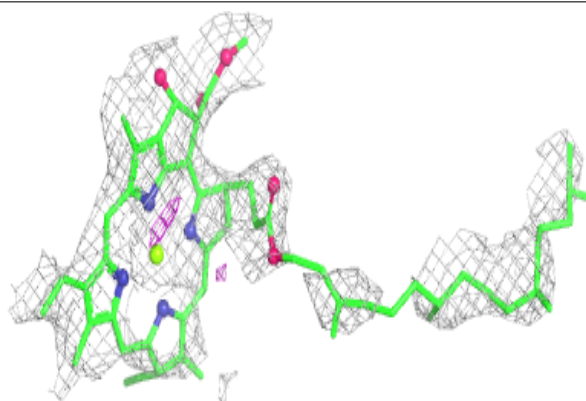


Electron density around CLA B 803:

$2mF_o-DF_c$ (at 0.7 rmsd) in gray
 mF_o-DF_c (at 3 rmsd) in purple (negative)
and green (positive)

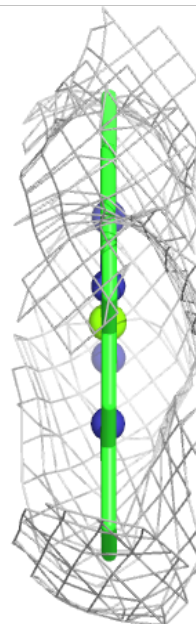
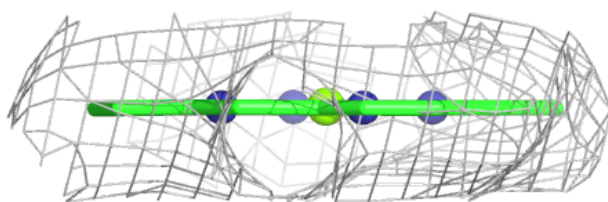
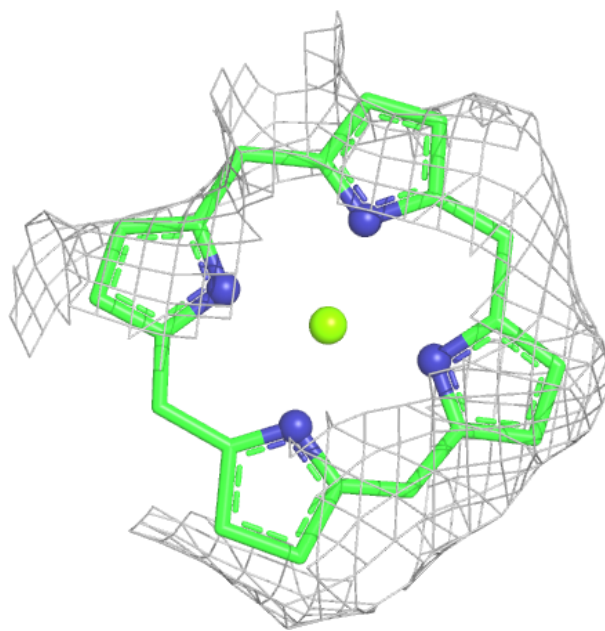
**Electron density around CLA A 819:**

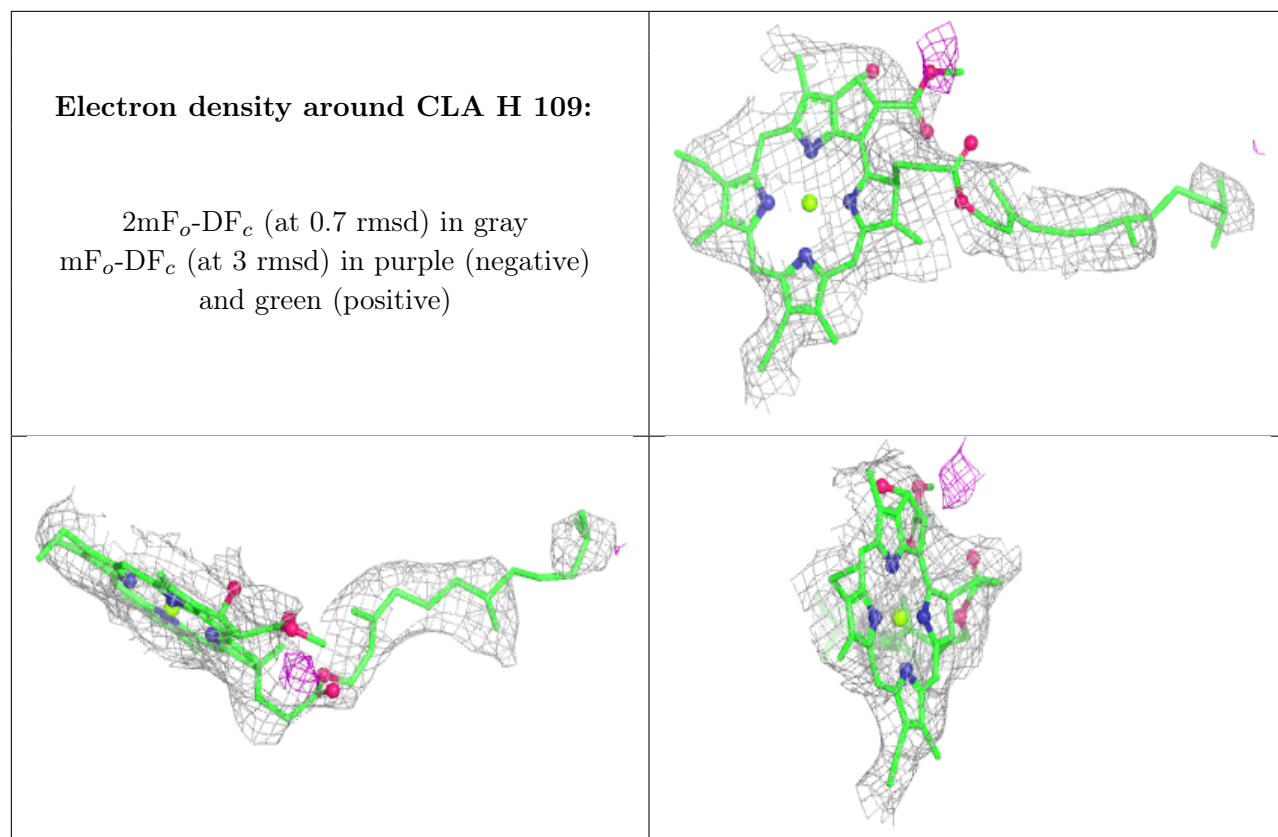
$2mF_o-DF_c$ (at 0.7 rmsd) in gray
 mF_o-DF_c (at 3 rmsd) in purple (negative)
and green (positive)



Electron density around CLA 3 312:

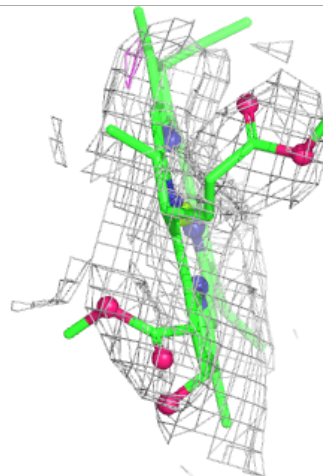
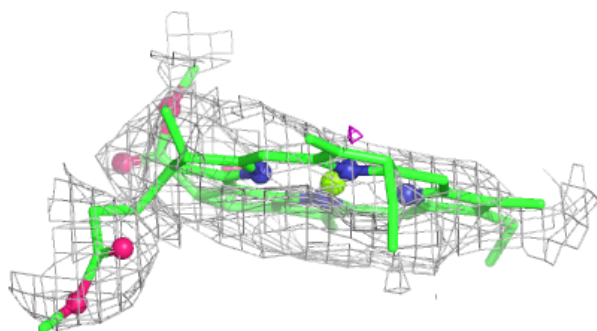
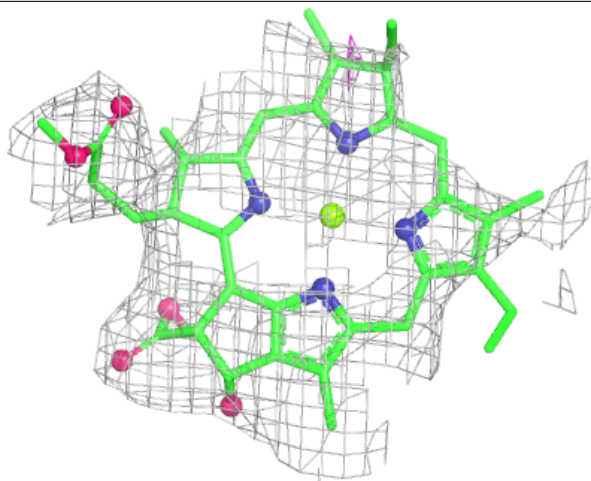
$2mF_o-DF_c$ (at 0.7 rmsd) in gray
 mF_o-DF_c (at 3 rmsd) in purple (negative)
and green (positive)





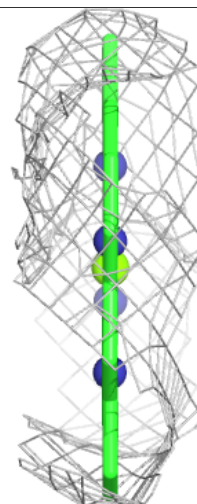
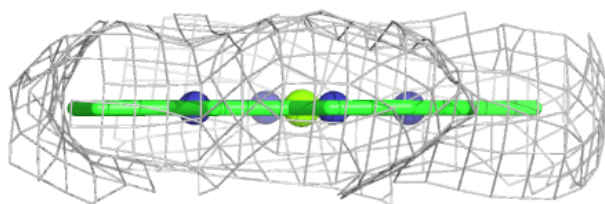
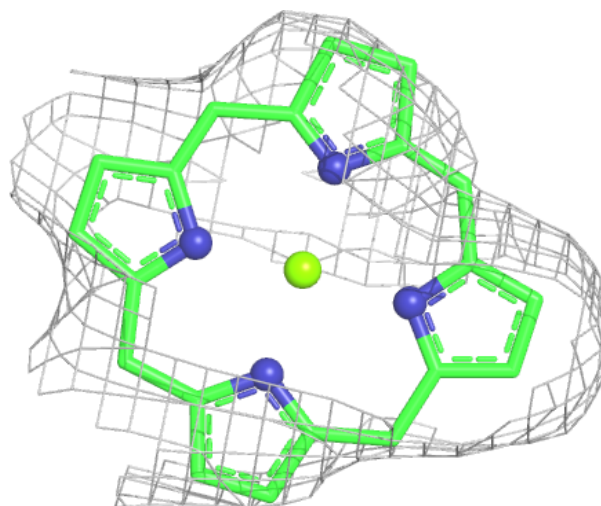
Electron density around CLA B 819:

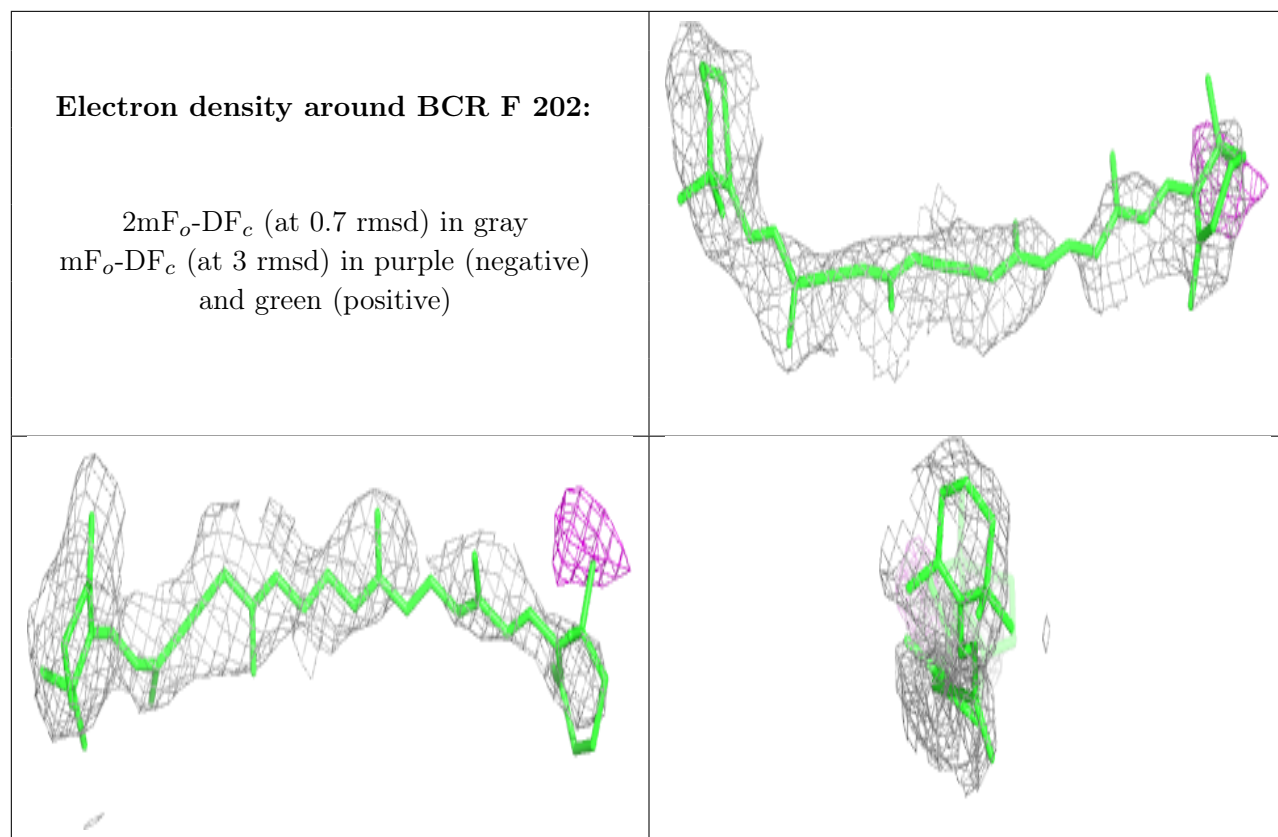
$2mF_o-DF_c$ (at 0.7 rmsd) in gray
 mF_o-DF_c (at 3 rmsd) in purple (negative)
and green (positive)

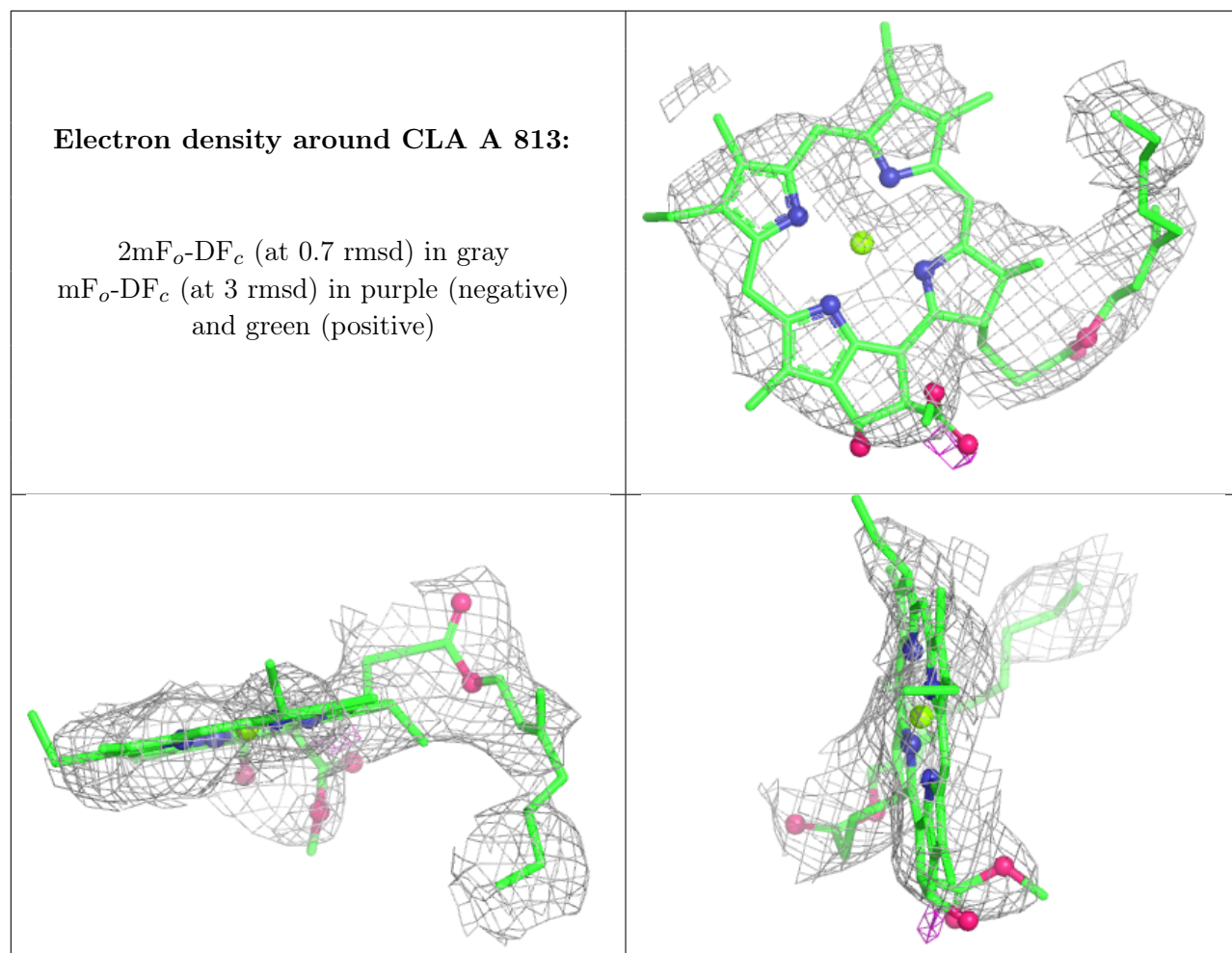


Electron density around CLA 1 205:

$2mF_o-DF_c$ (at 0.7 rmsd) in gray
 mF_o-DF_c (at 3 rmsd) in purple (negative)
and green (positive)

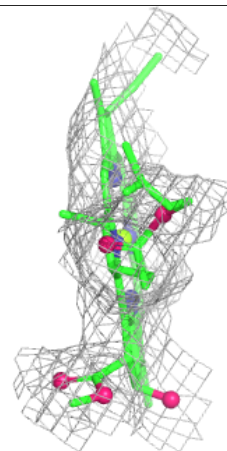
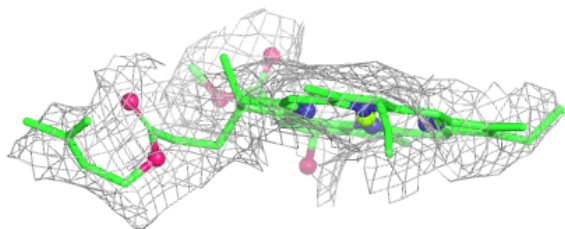
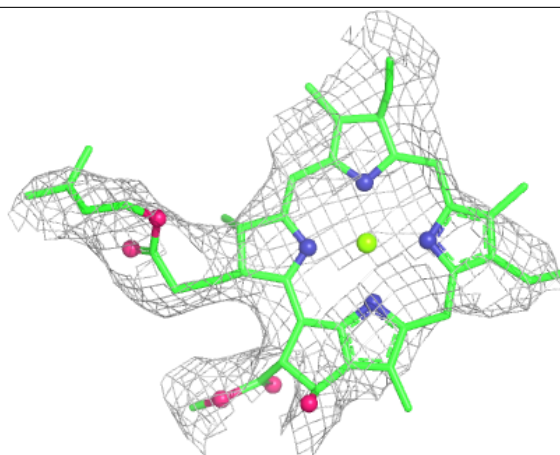




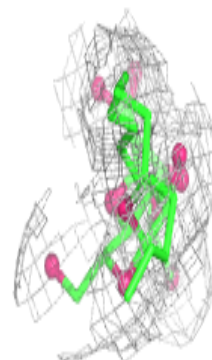
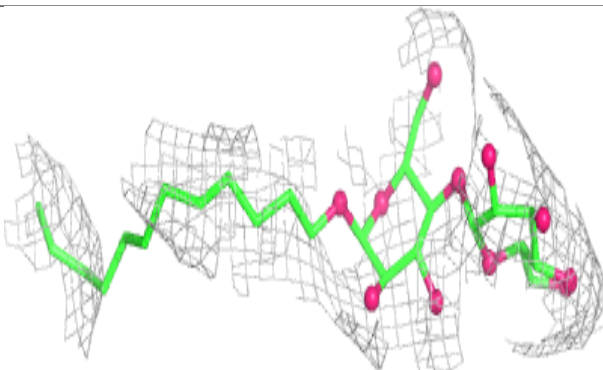
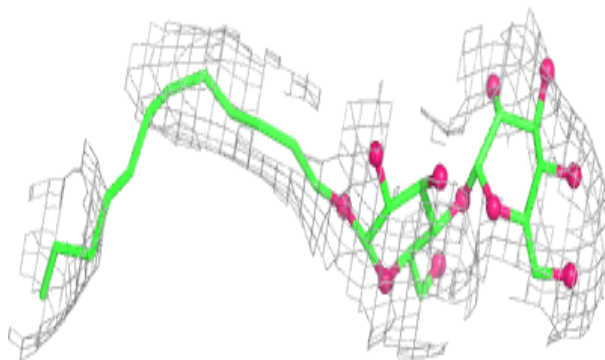


Electron density around CLA 2 305:

$2mF_o-DF_c$ (at 0.7 rmsd) in gray
 mF_o-DF_c (at 3 rmsd) in purple (negative)
and green (positive)

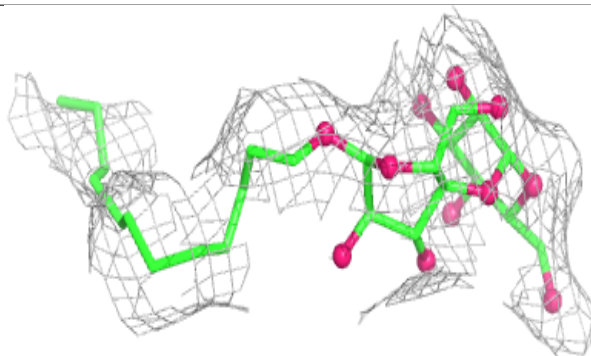
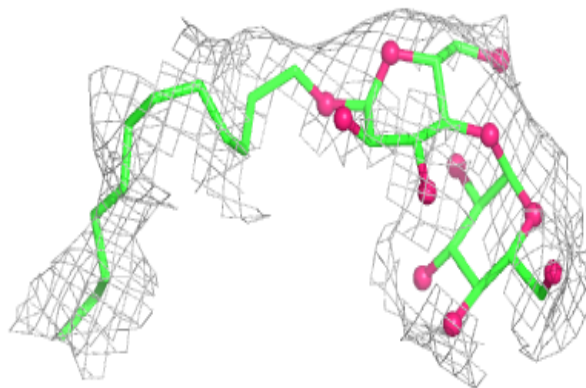
**Electron density around LMU B 802:**

$2mF_o-DF_c$ (at 0.7 rmsd) in gray
 mF_o-DF_c (at 3 rmsd) in purple (negative)
and green (positive)

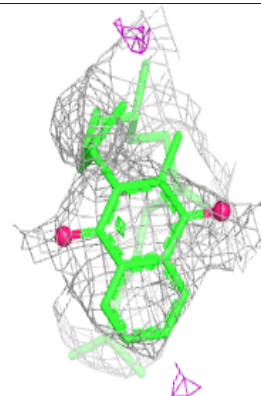
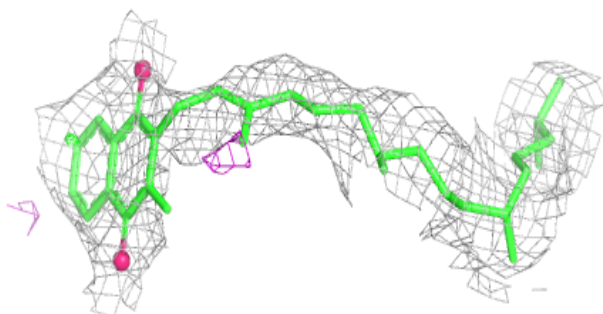
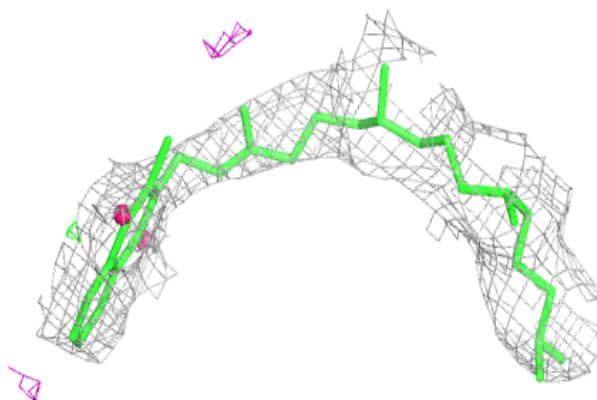


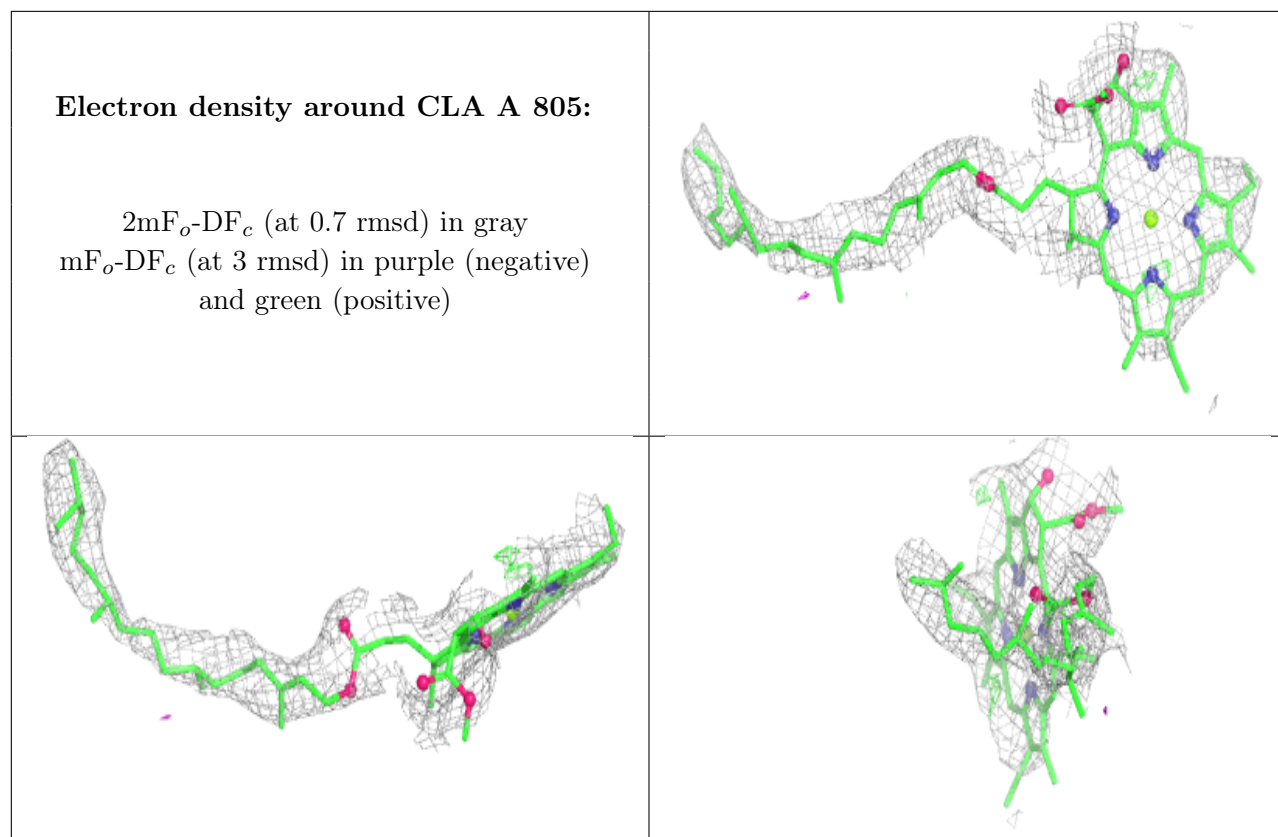
Electron density around LMU 2 319:

$2mF_o-DF_c$ (at 0.7 rmsd) in gray
 mF_o-DF_c (at 3 rmsd) in purple (negative)
and green (positive)

**Electron density around PQN B 841:**

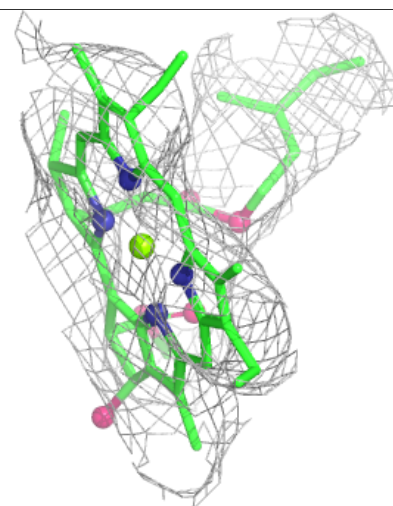
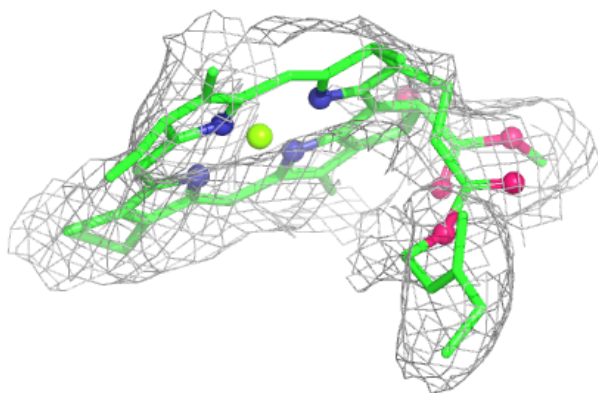
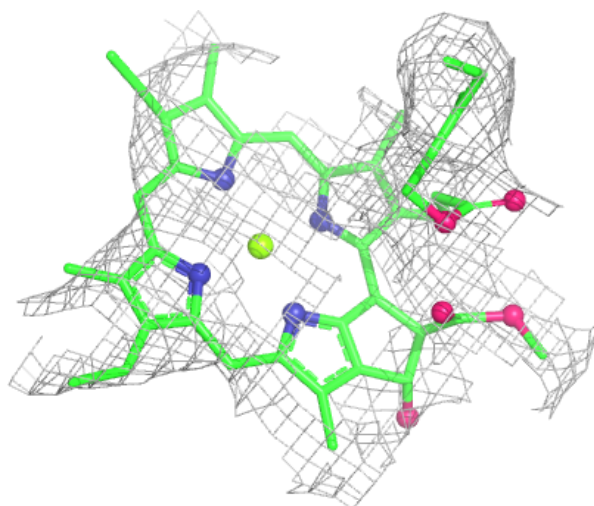
$2mF_o-DF_c$ (at 0.7 rmsd) in gray
 mF_o-DF_c (at 3 rmsd) in purple (negative)
and green (positive)





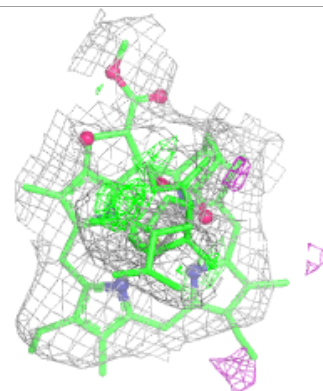
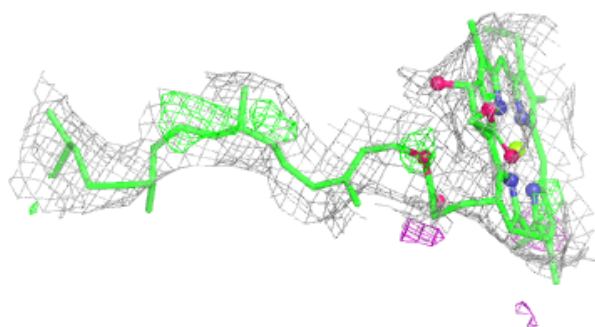
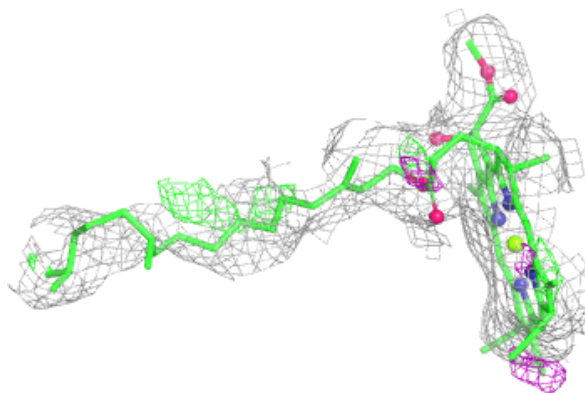
Electron density around CLA 1 207:

$2mF_o-DF_c$ (at 0.7 rmsd) in gray
 mF_o-DF_c (at 3 rmsd) in purple (negative)
and green (positive)

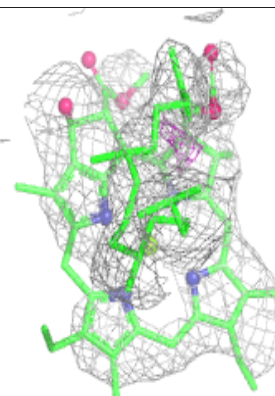
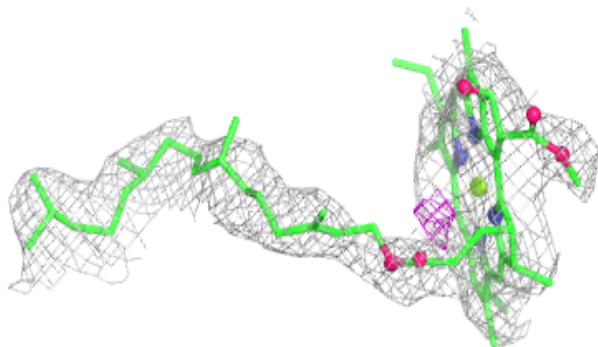
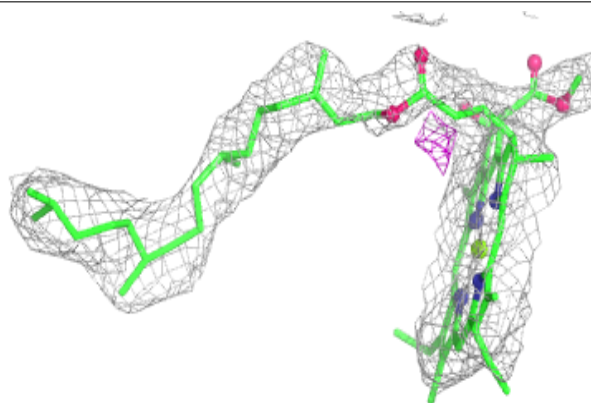


Electron density around CLA A 826:

$2mF_o-DF_c$ (at 0.7 rmsd) in gray
 mF_o-DF_c (at 3 rmsd) in purple (negative)
and green (positive)

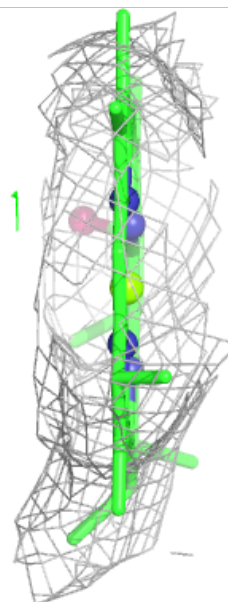
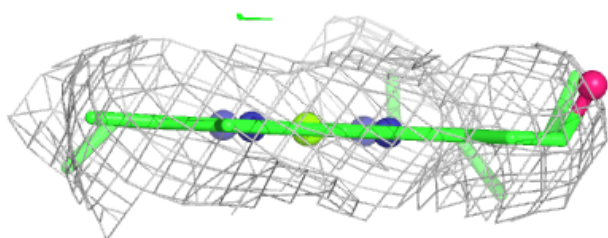
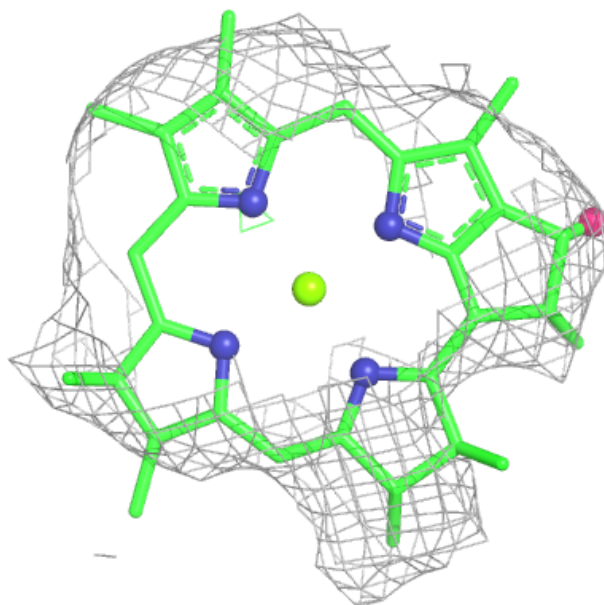
**Electron density around CLA A 828:**

$2mF_o-DF_c$ (at 0.7 rmsd) in gray
 mF_o-DF_c (at 3 rmsd) in purple (negative)
and green (positive)



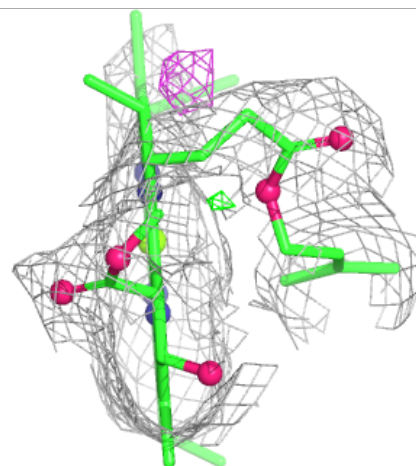
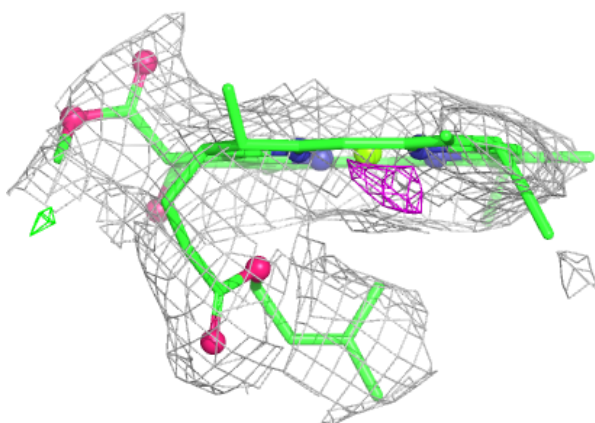
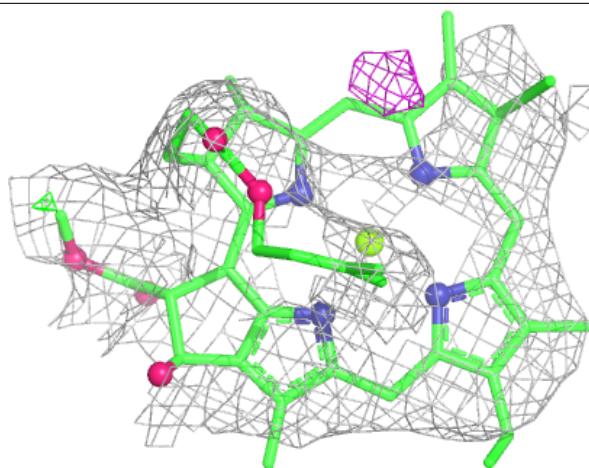
Electron density around CLA 3 304:

$2mF_o-DF_c$ (at 0.7 rmsd) in gray
 mF_o-DF_c (at 3 rmsd) in purple (negative)
and green (positive)



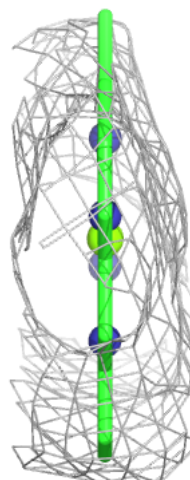
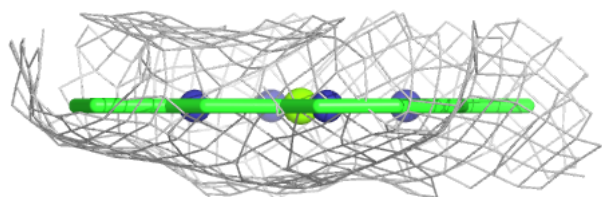
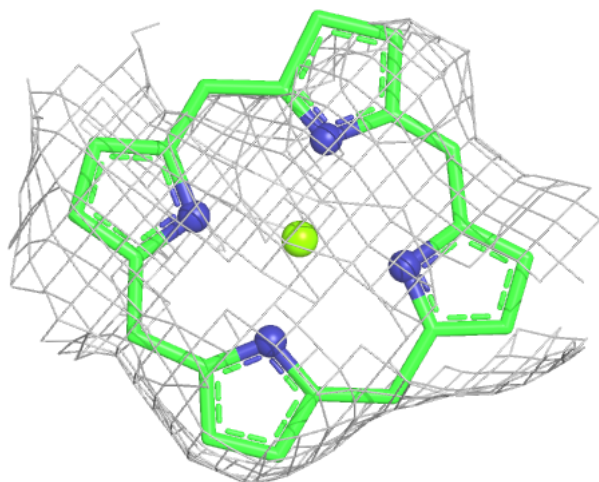
Electron density around CLA L 207:

$2mF_o-DF_c$ (at 0.7 rmsd) in gray
 mF_o-DF_c (at 3 rmsd) in purple (negative)
and green (positive)



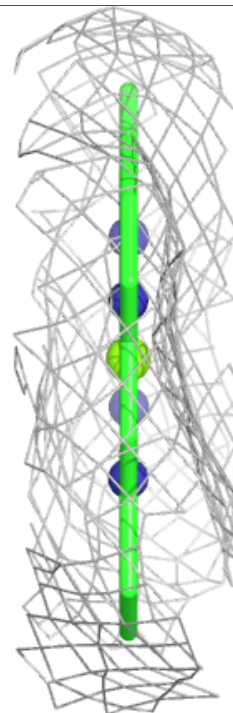
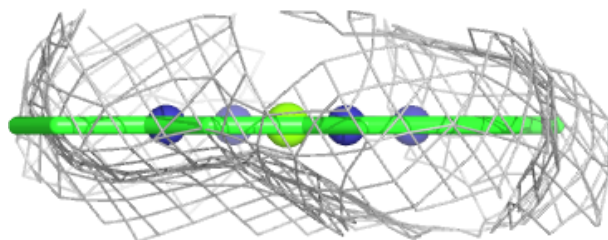
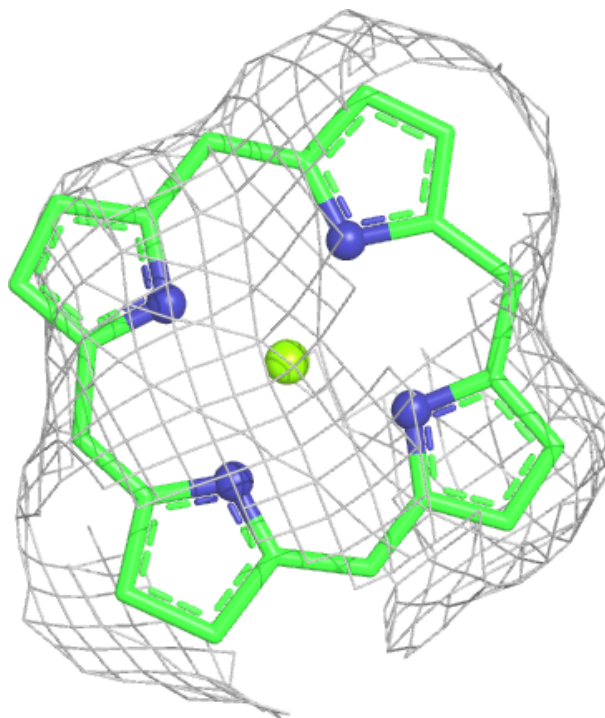
Electron density around CLA 4 309:

$2mF_o-DF_c$ (at 0.7 rmsd) in gray
 mF_o-DF_c (at 3 rmsd) in purple (negative)
and green (positive)



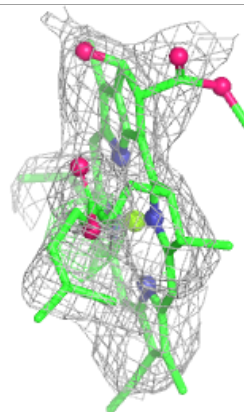
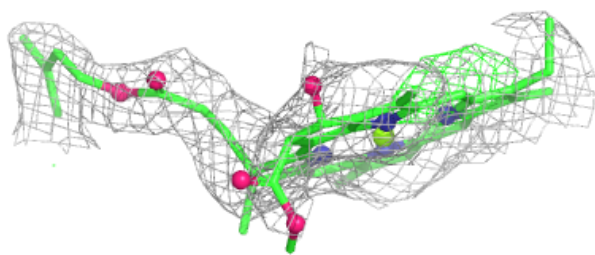
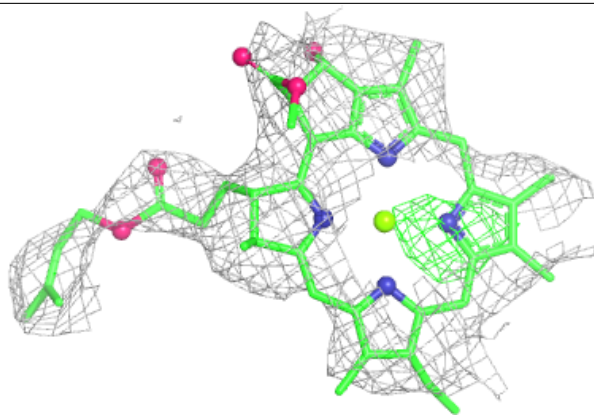
Electron density around CLA 3 320:

$2mF_o-DF_c$ (at 0.7 rmsd) in gray
 mF_o-DF_c (at 3 rmsd) in purple (negative)
and green (positive)



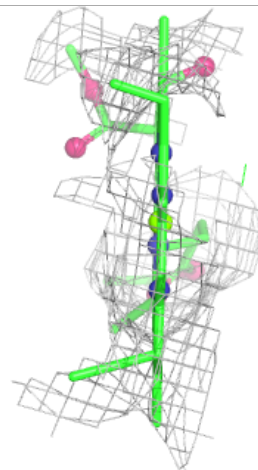
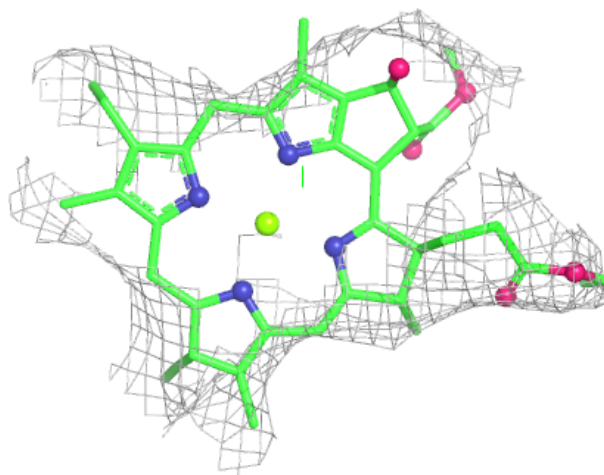
Electron density around CLA B 831:

$2mF_o-DF_c$ (at 0.7 rmsd) in gray
 mF_o-DF_c (at 3 rmsd) in purple (negative)
and green (positive)



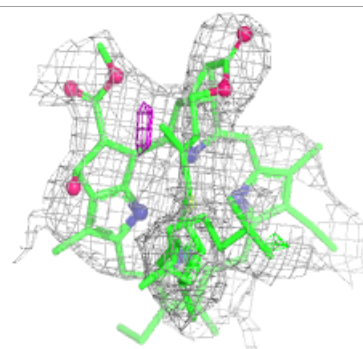
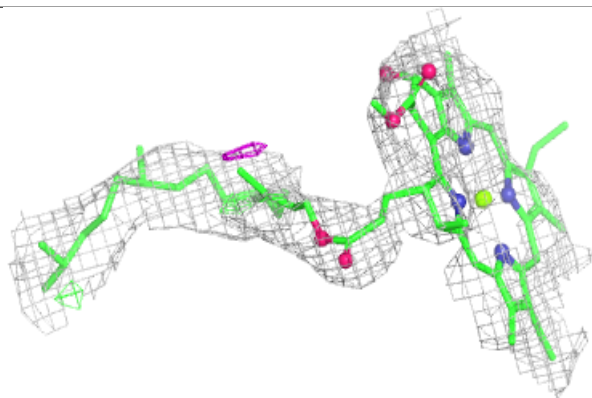
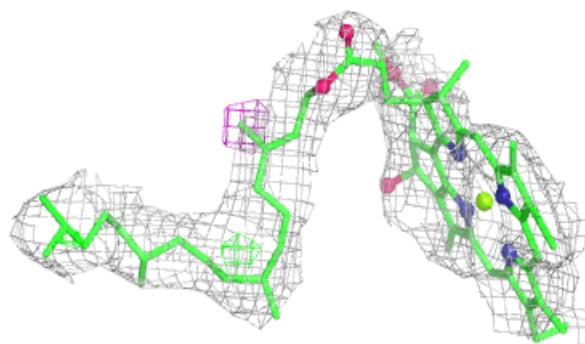
Electron density around CLA 1 203:

$2mF_o-DF_c$ (at 0.7 rmsd) in gray
 mF_o-DF_c (at 3 rmsd) in purple (negative)
and green (positive)



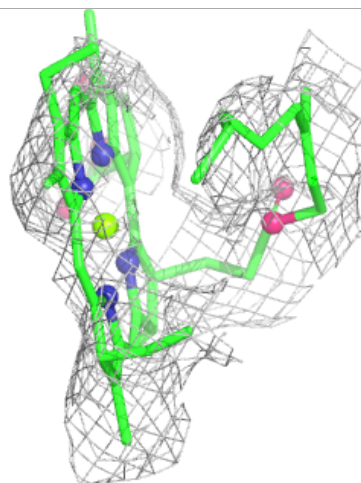
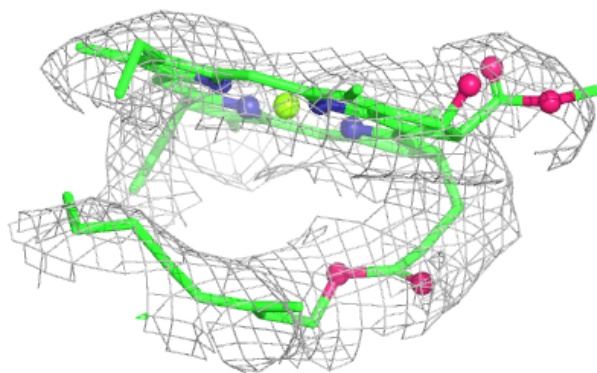
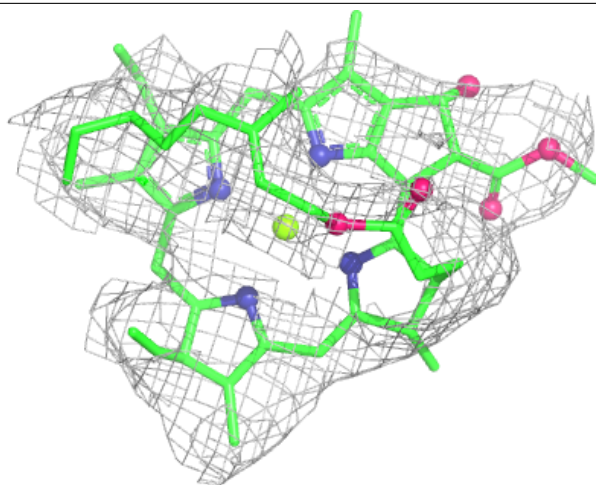
Electron density around CLA B 849:

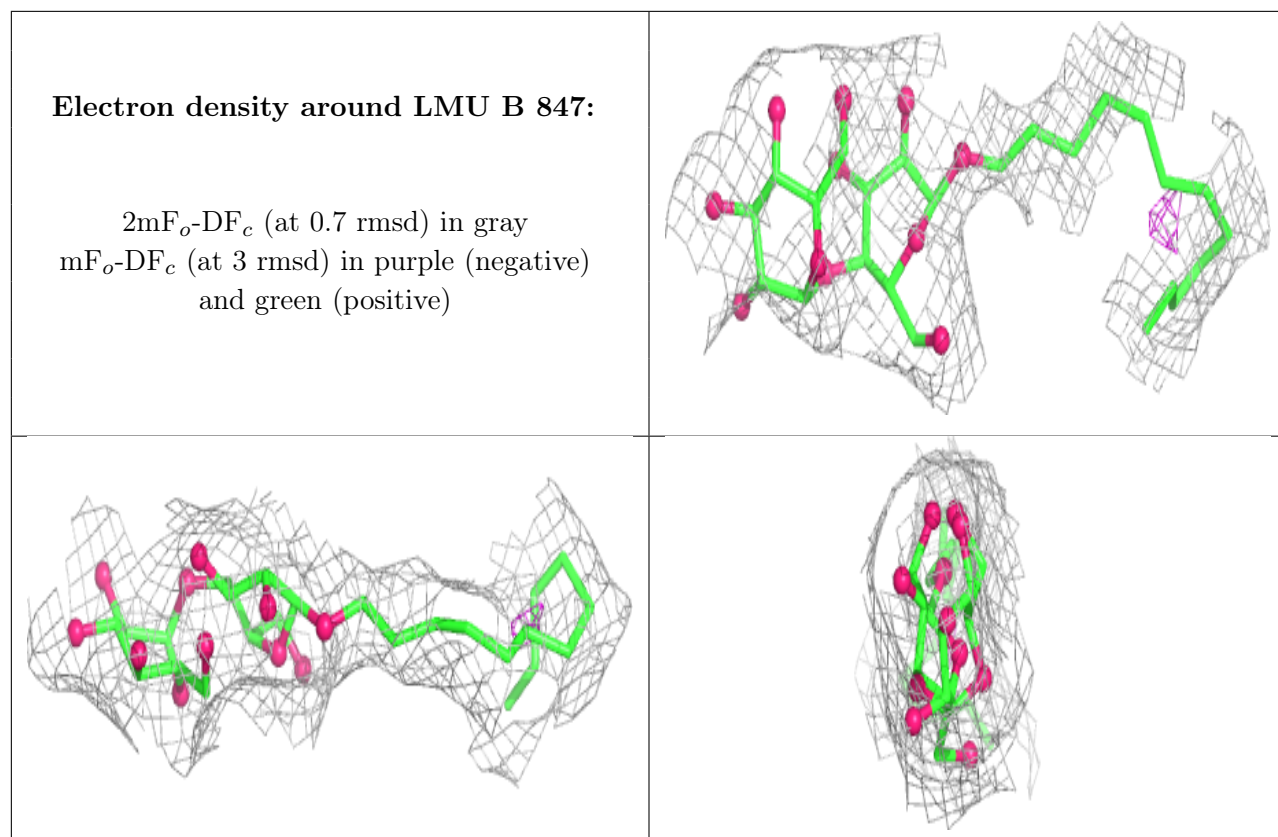
$2mF_o-DF_c$ (at 0.7 rmsd) in gray
 mF_o-DF_c (at 3 rmsd) in purple (negative)
and green (positive)



Electron density around CLA A 812:

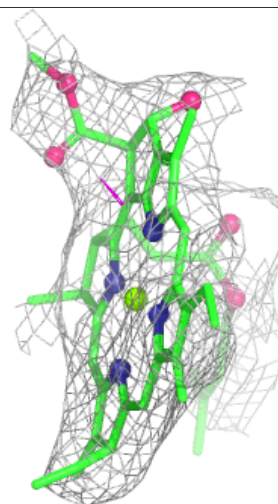
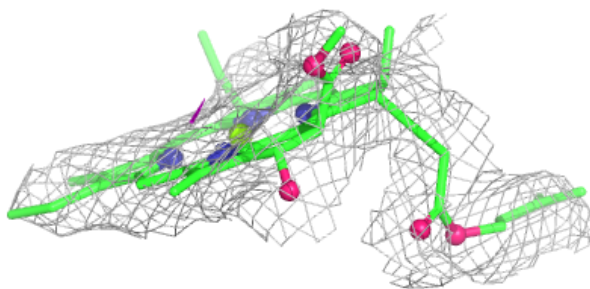
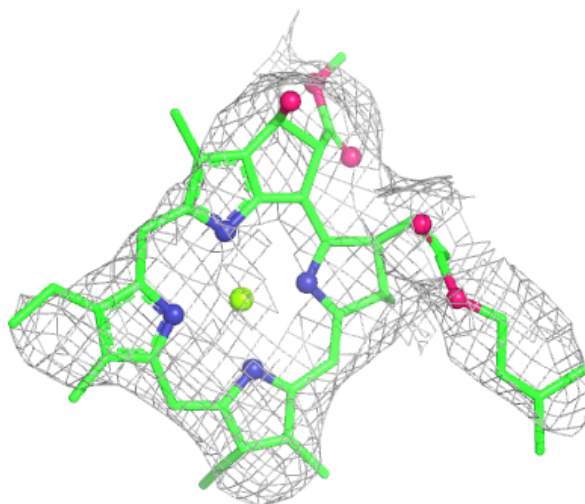
$2mF_o-DF_c$ (at 0.7 rmsd) in gray
 mF_o-DF_c (at 3 rmsd) in purple (negative)
and green (positive)





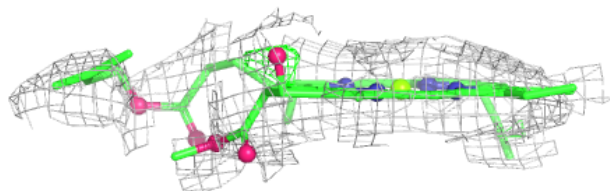
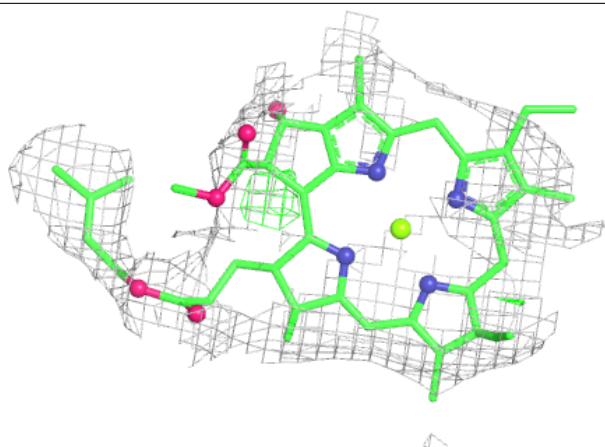
Electron density around CLA A 832:

$2mF_o-DF_c$ (at 0.7 rmsd) in gray
 mF_o-DF_c (at 3 rmsd) in purple (negative)
and green (positive)

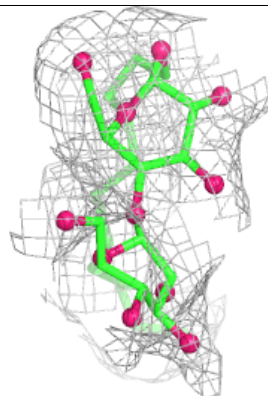
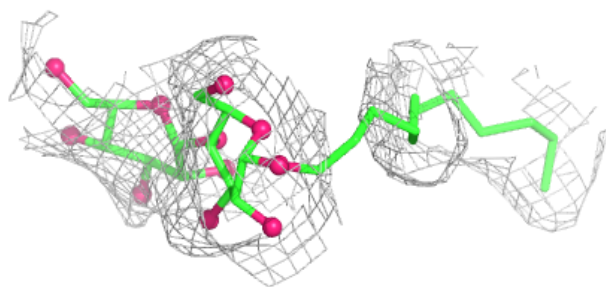


Electron density around CLA 2 312:

$2mF_o-DF_c$ (at 0.7 rnsd) in gray
 mF_o-DF_c (at 3 rnsd) in purple (negative)
and green (positive)

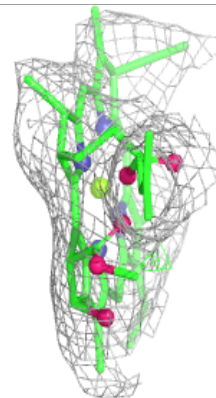
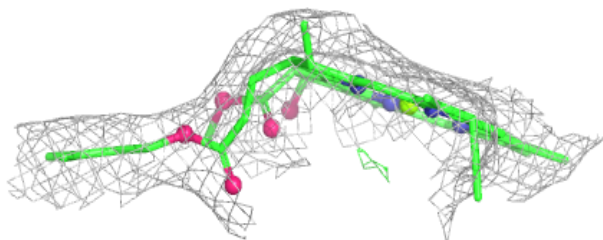
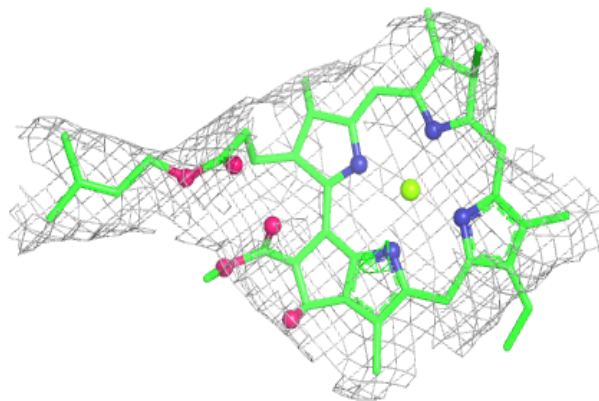
**Electron density around LMU L 205:**

$2mF_o-DF_c$ (at 0.7 rnsd) in gray
 mF_o-DF_c (at 3 rnsd) in purple (negative)
and green (positive)



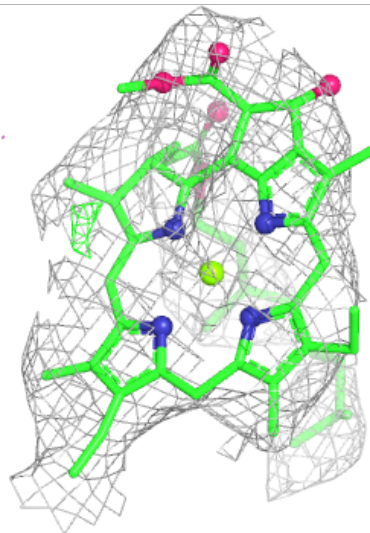
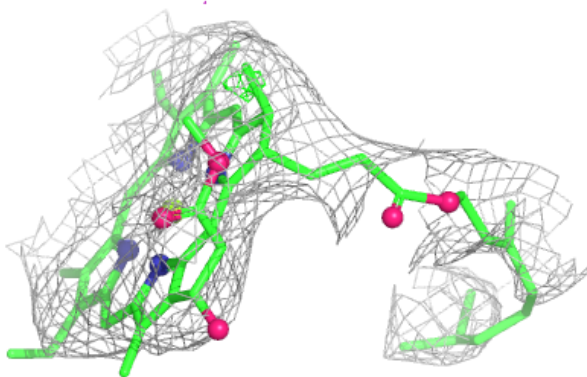
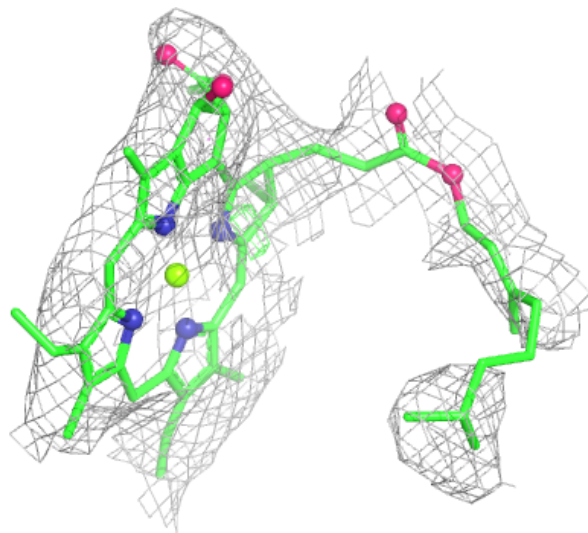
Electron density around CLA L 209:

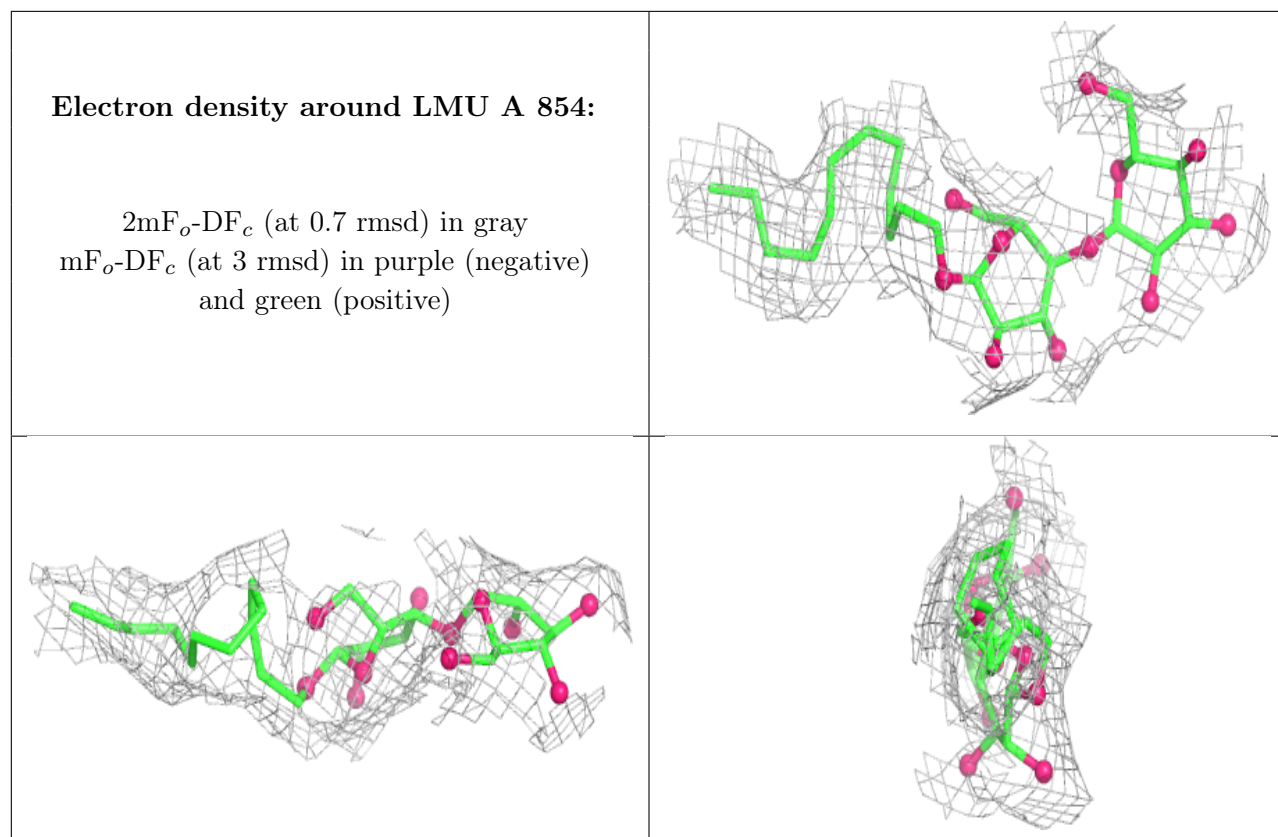
$2mF_o-DF_c$ (at 0.7 rmsd) in gray
 mF_o-DF_c (at 3 rmsd) in purple (negative)
and green (positive)



Electron density around CLA A 804:

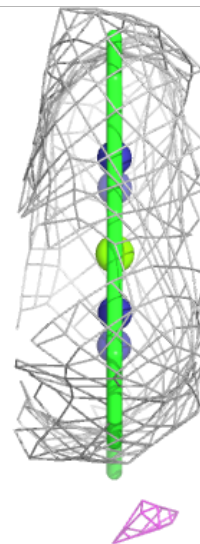
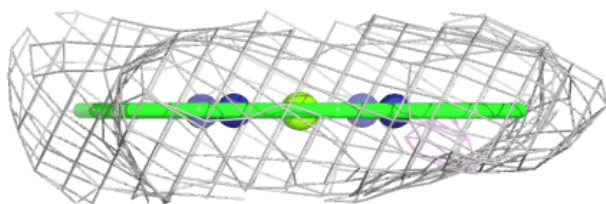
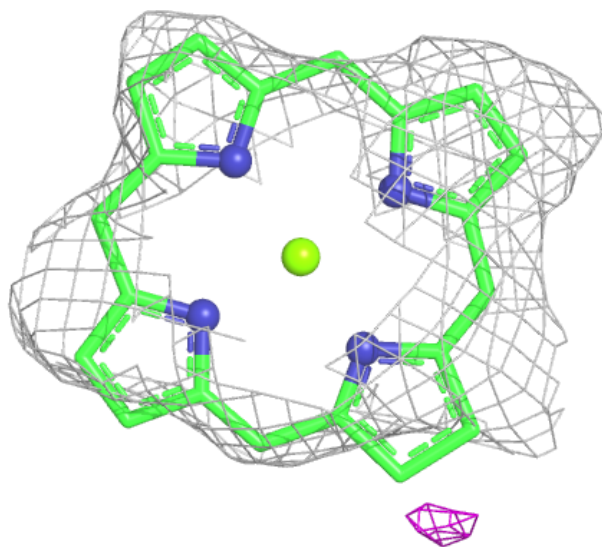
$2mF_o-DF_c$ (at 0.7 rmsd) in gray
 mF_o-DF_c (at 3 rmsd) in purple (negative)
and green (positive)





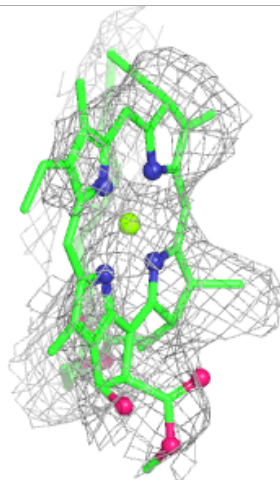
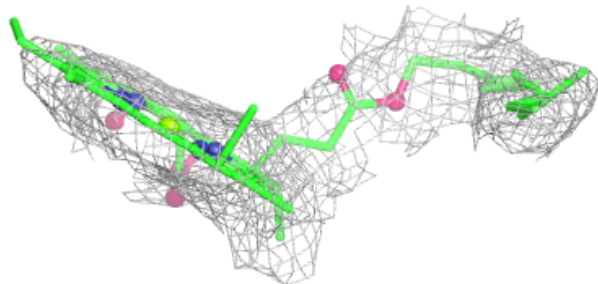
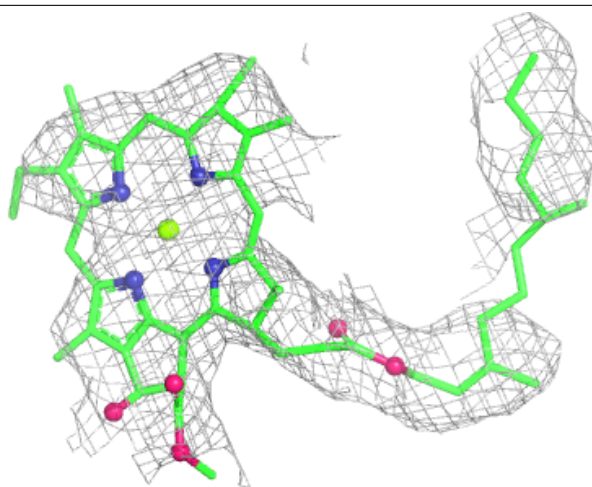
Electron density around CLA 2 315:

$2mF_o-DF_c$ (at 0.7 rmsd) in gray
 mF_o-DF_c (at 3 rmsd) in purple (negative)
and green (positive)



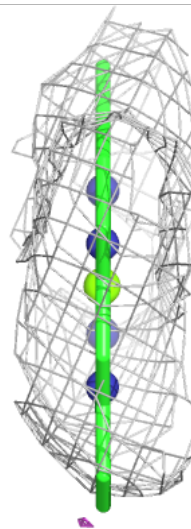
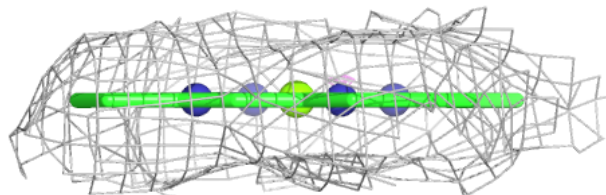
Electron density around CLA B 823:

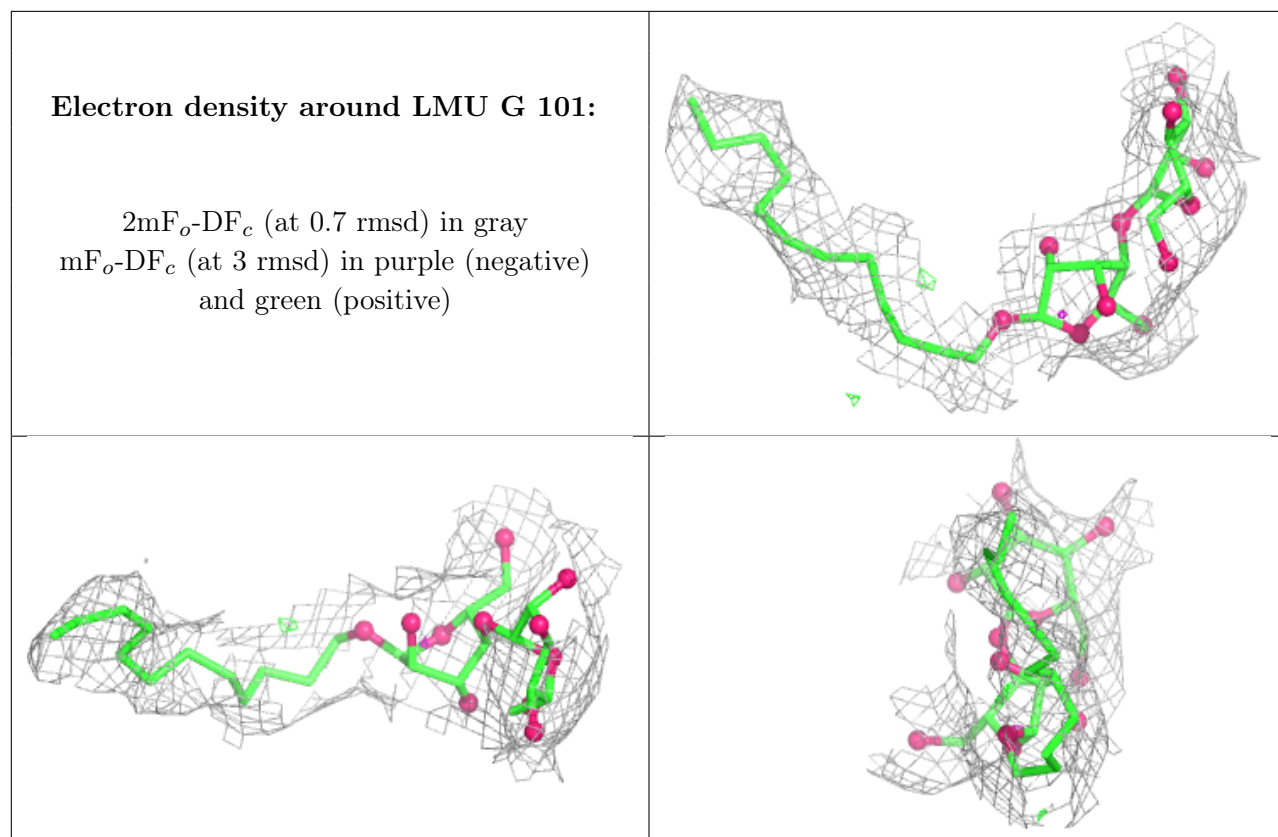
$2mF_o-DF_c$ (at 0.7 rmsd) in gray
 mF_o-DF_c (at 3 rmsd) in purple (negative)
and green (positive)



Electron density around CLA 3 303:

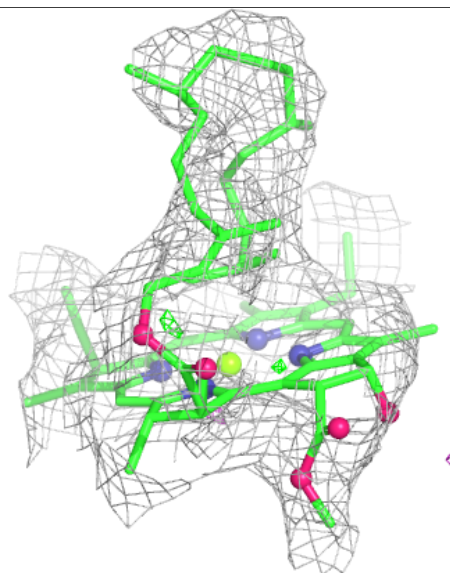
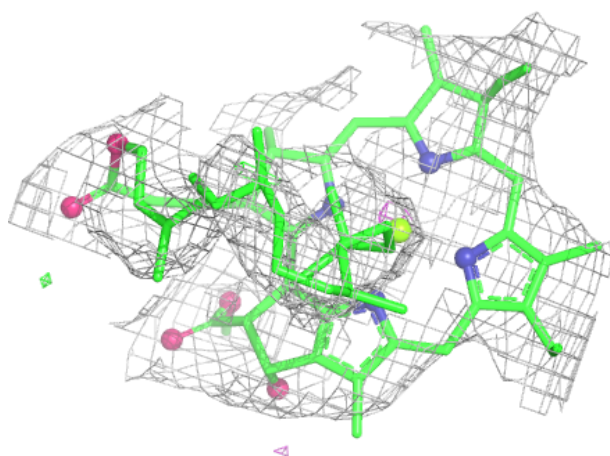
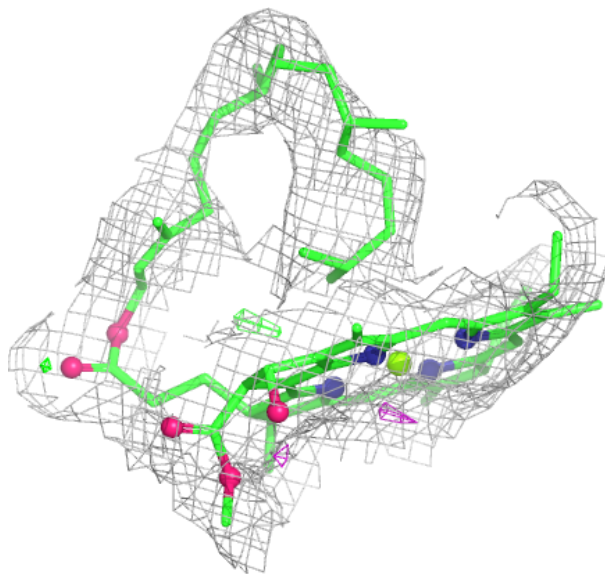
$2mF_o-DF_c$ (at 0.7 rmsd) in gray
 mF_o-DF_c (at 3 rmsd) in purple (negative)
and green (positive)





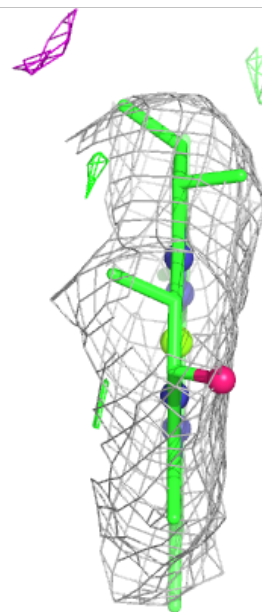
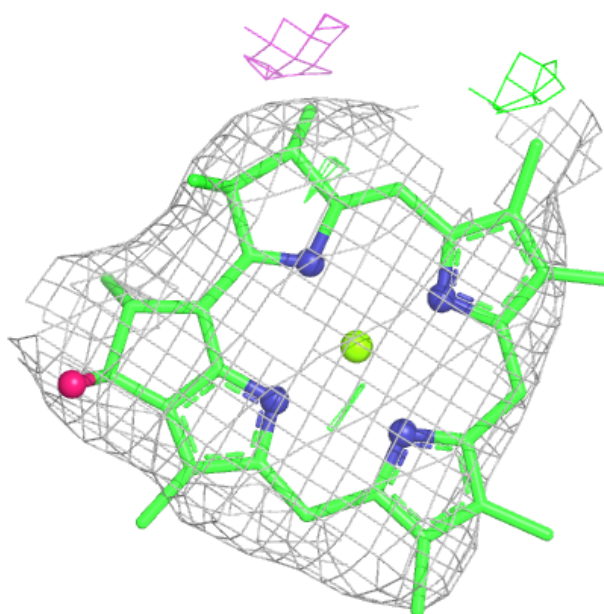
Electron density around CLA 2 316:

$2mF_o-DF_c$ (at 0.7 rmsd) in gray
 mF_o-DF_c (at 3 rmsd) in purple (negative)
and green (positive)



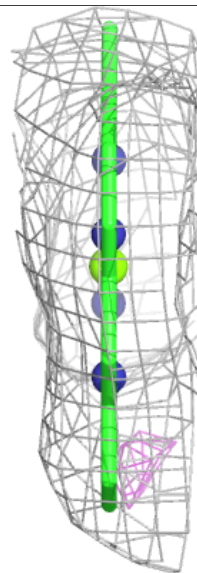
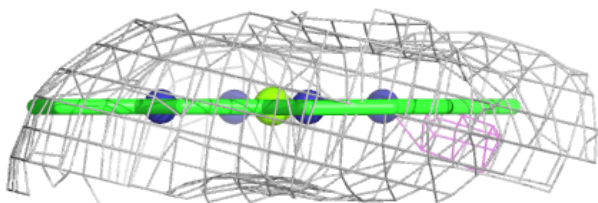
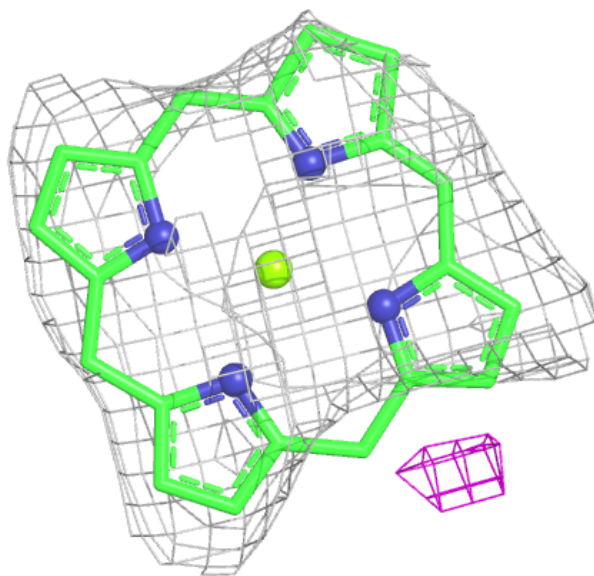
Electron density around CLA F 204:

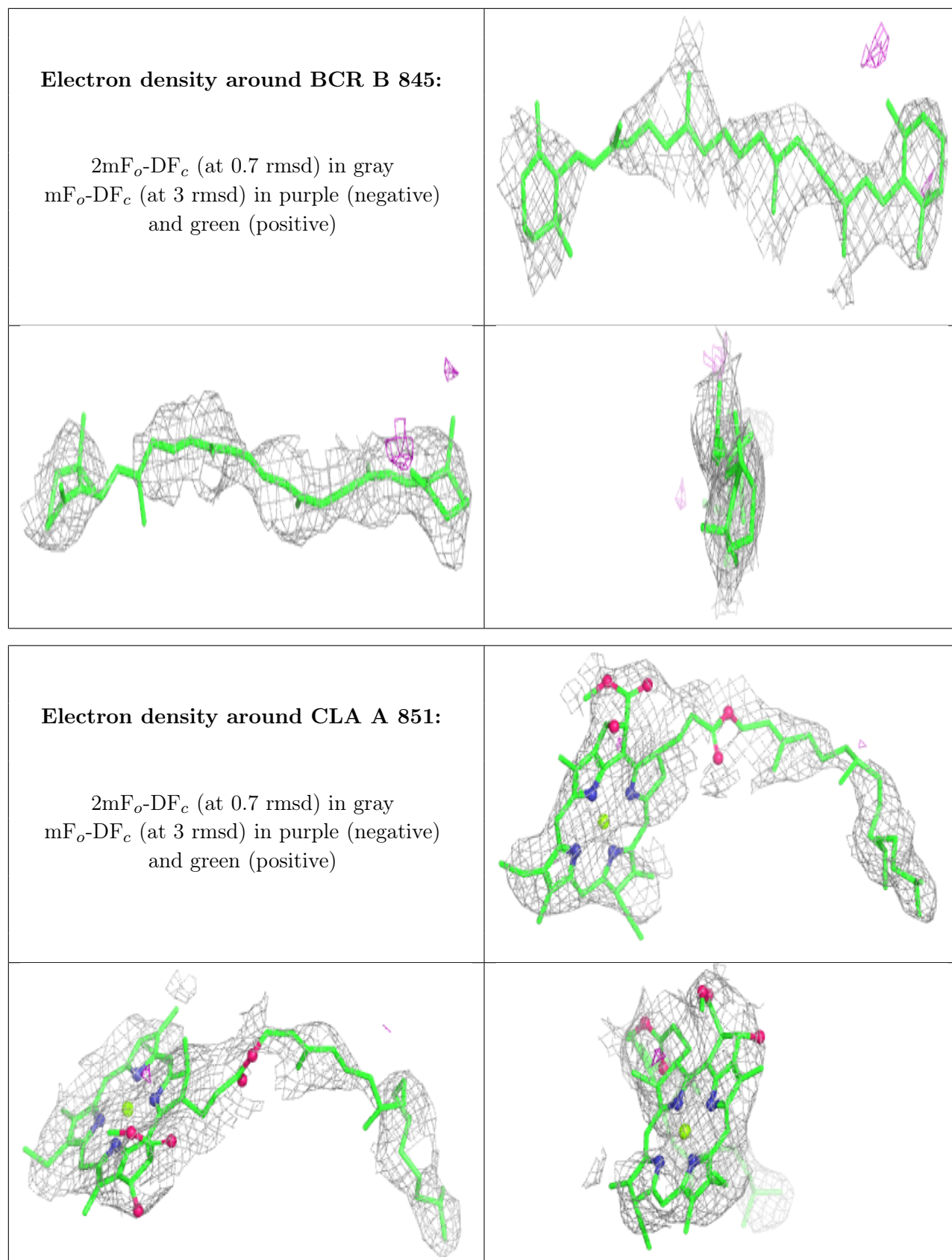
$2mF_o-DF_c$ (at 0.7 rmsd) in gray
 mF_o-DF_c (at 3 rmsd) in purple (negative)
and green (positive)



Electron density around CLA 3 316:

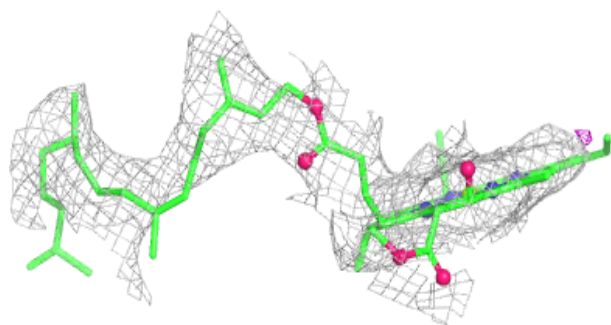
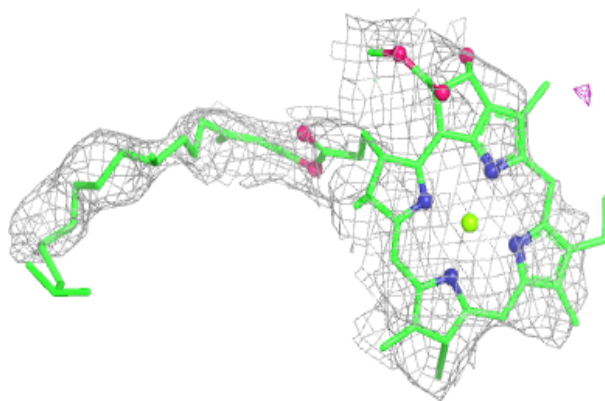
$2mF_o-DF_c$ (at 0.7 rmsd) in gray
 mF_o-DF_c (at 3 rmsd) in purple (negative)
and green (positive)



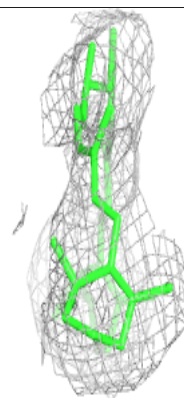
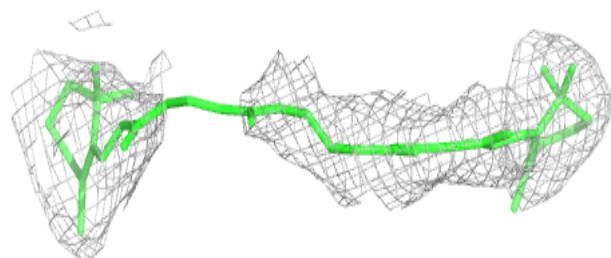


Electron density around CLA A 824:

$2mF_o-DF_c$ (at 0.7 rnsd) in gray
 mF_o-DF_c (at 3 rnsd) in purple (negative)
and green (positive)

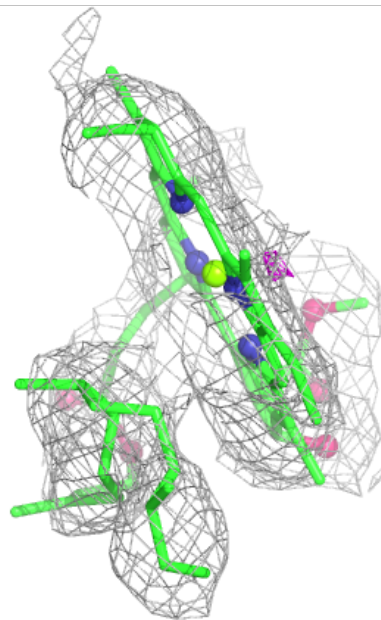
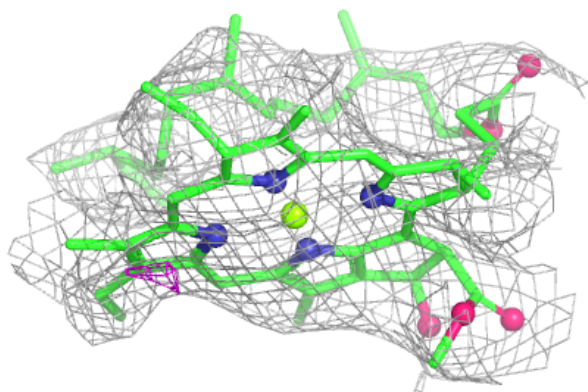
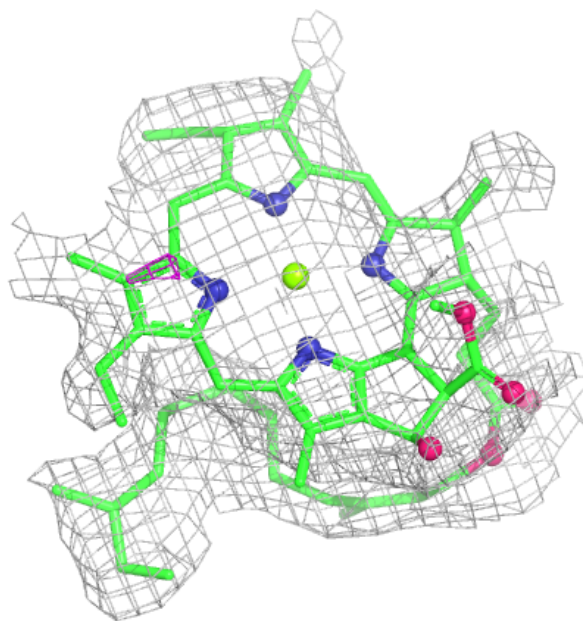
**Electron density around BCR F 203:**

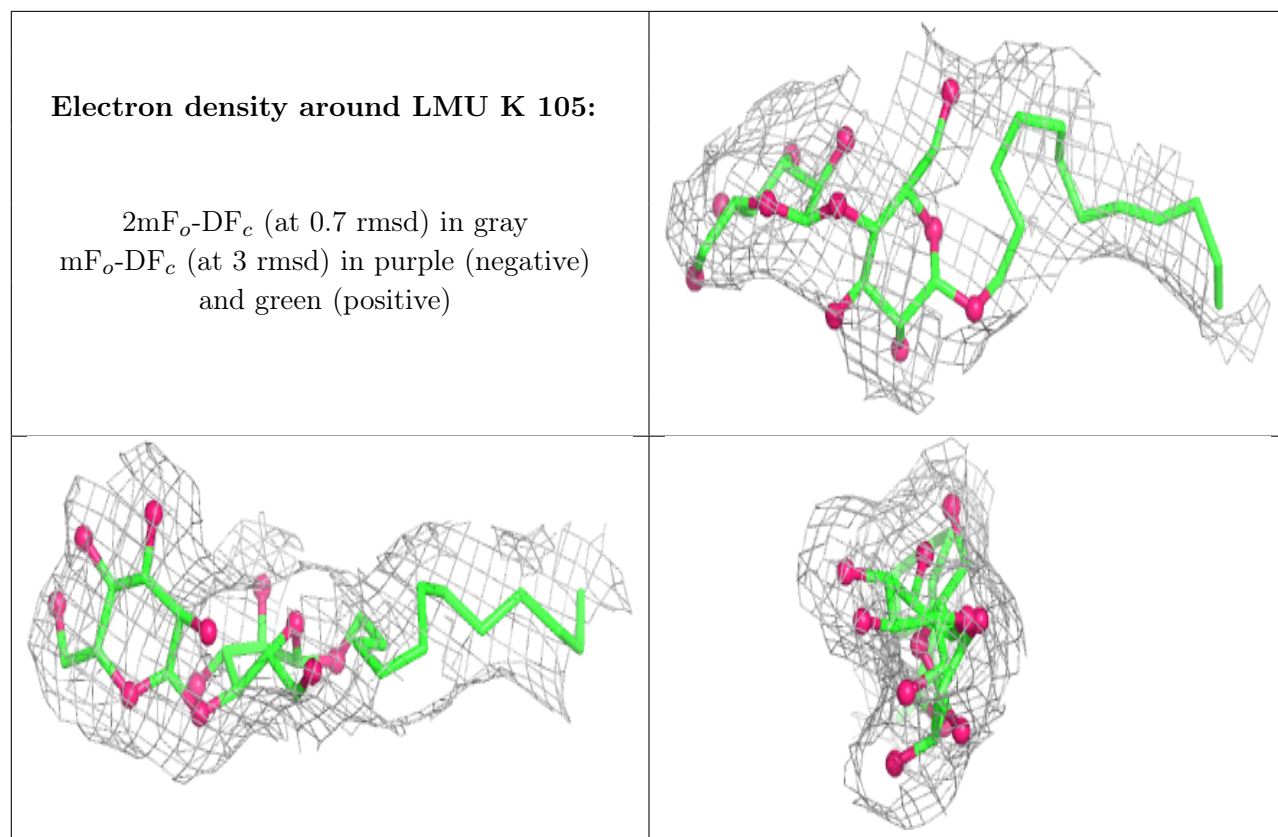
$2mF_o-DF_c$ (at 0.7 rnsd) in gray
 mF_o-DF_c (at 3 rnsd) in purple (negative)
and green (positive)



Electron density around CLA 1 206:

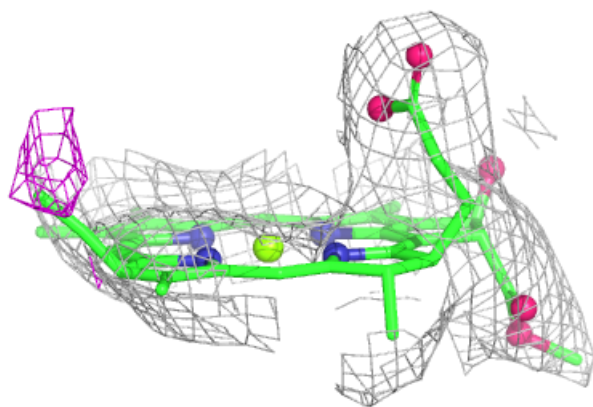
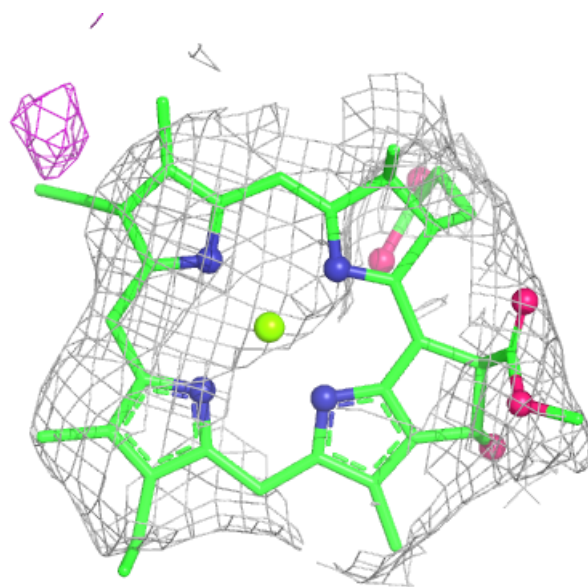
$2mF_o-DF_c$ (at 0.7 rmsd) in gray
 mF_o-DF_c (at 3 rmsd) in purple (negative)
and green (positive)





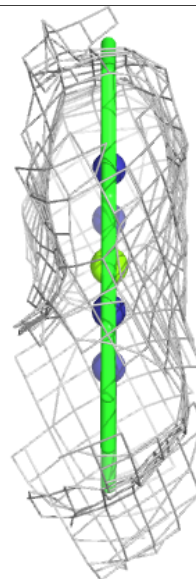
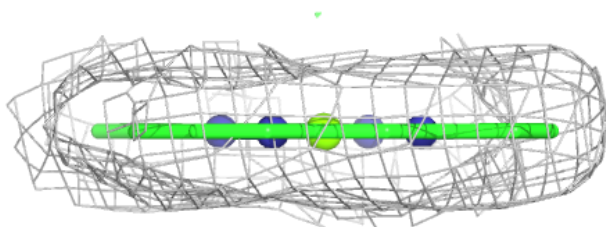
Electron density around CLA B 832:

$2mF_o-DF_c$ (at 0.7 rmsd) in gray
 mF_o-DF_c (at 3 rmsd) in purple (negative)
and green (positive)



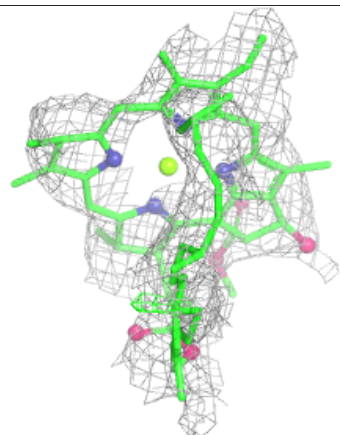
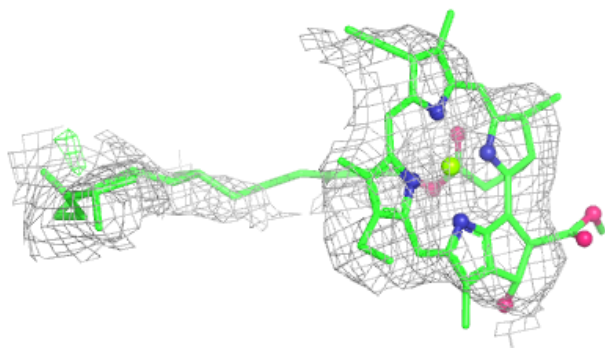
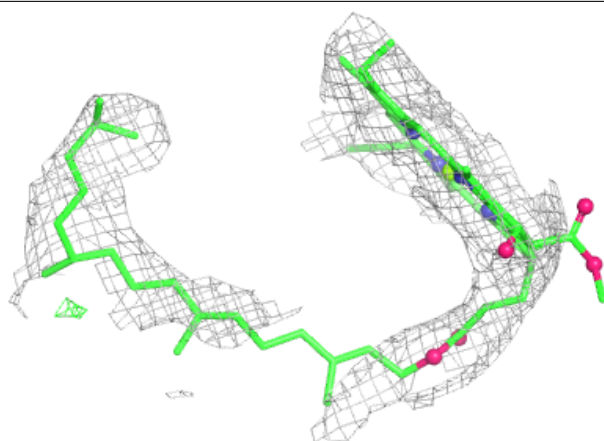
Electron density around CLA 4 310:

$2mF_o-DF_c$ (at 0.7 rmsd) in gray
 mF_o-DF_c (at 3 rmsd) in purple (negative)
and green (positive)



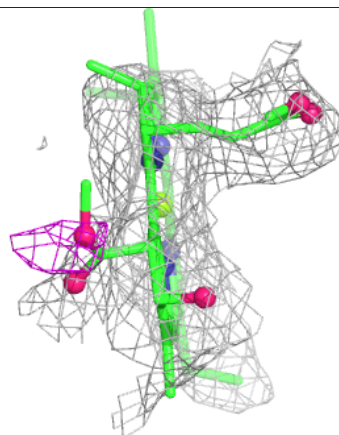
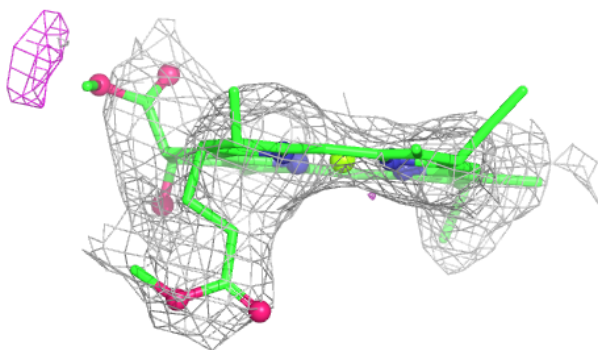
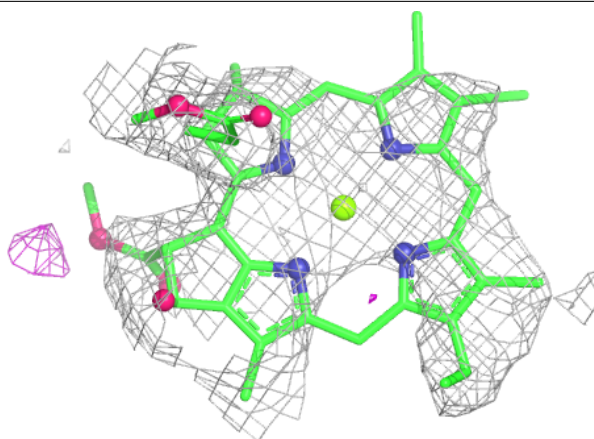
Electron density around CLA L 202:

$2mF_o-DF_c$ (at 0.7 rmsd) in gray
 mF_o-DF_c (at 3 rmsd) in purple (negative)
and green (positive)

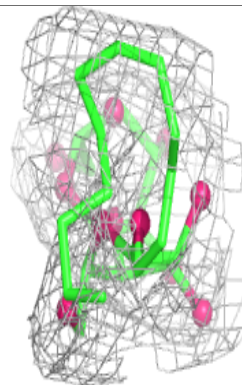
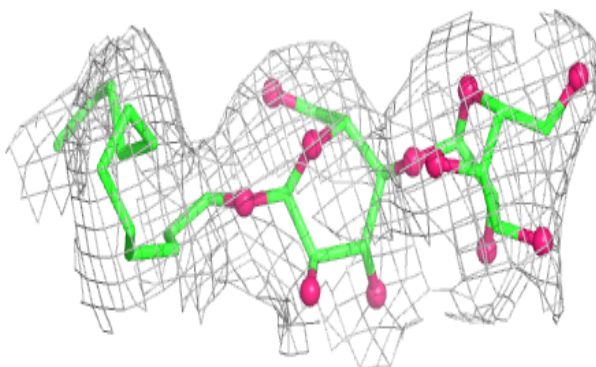
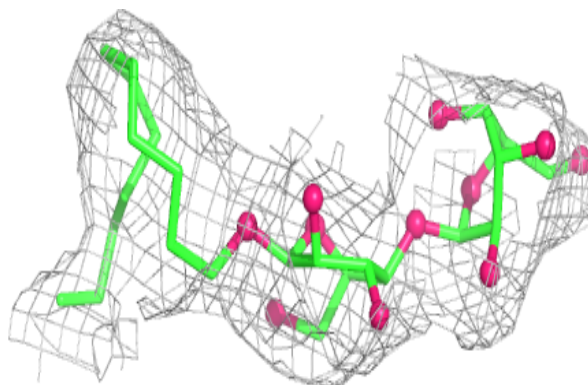


Electron density around CLA A 807:

$2mF_o-DF_c$ (at 0.7 rmsd) in gray
 mF_o-DF_c (at 3 rmsd) in purple (negative)
and green (positive)

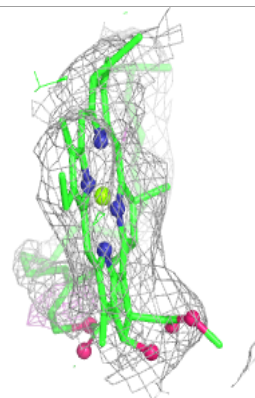
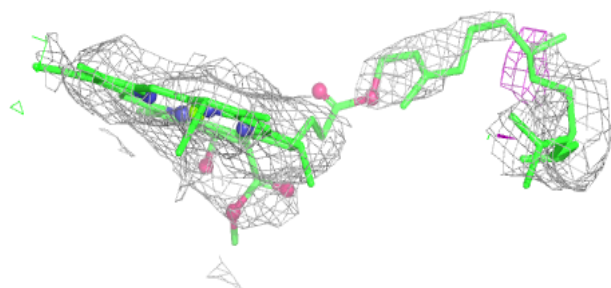
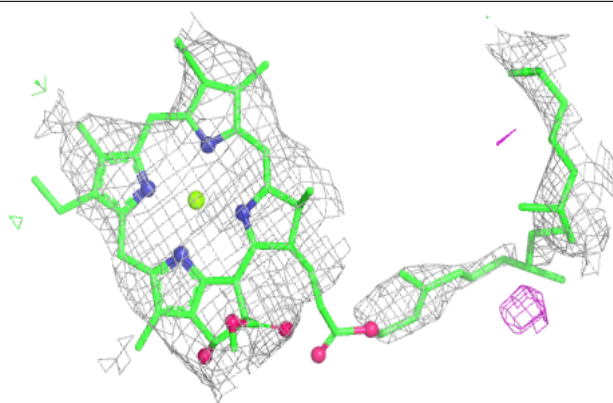
**Electron density around LMU A 855:**

$2mF_o-DF_c$ (at 0.7 rmsd) in gray
 mF_o-DF_c (at 3 rmsd) in purple (negative)
and green (positive)

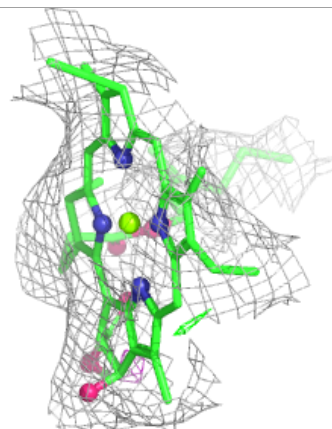
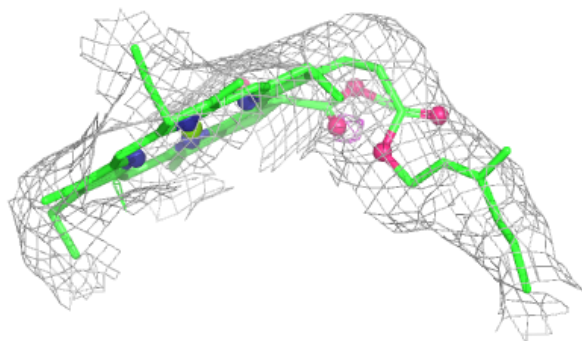
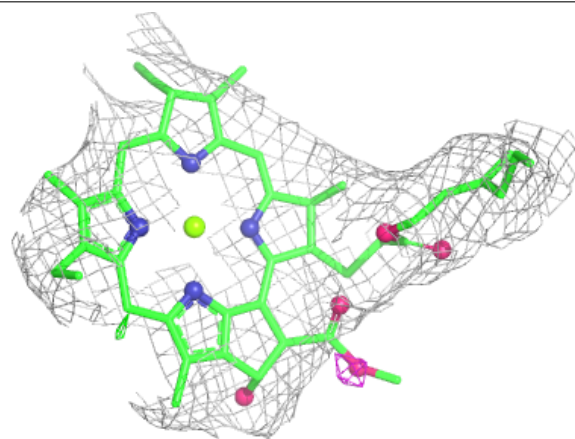


Electron density around CLA A 825:

$2mF_o-DF_c$ (at 0.7 rmsd) in gray
 mF_o-DF_c (at 3 rmsd) in purple (negative)
and green (positive)

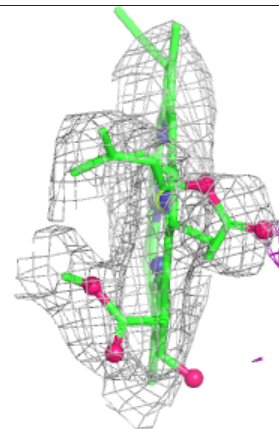
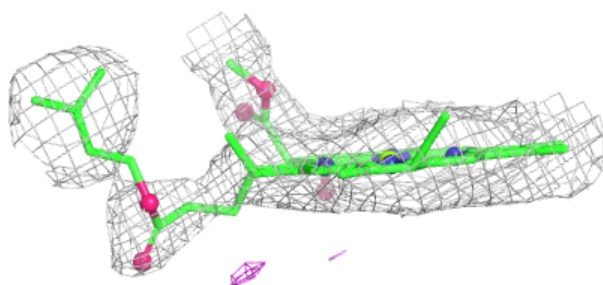
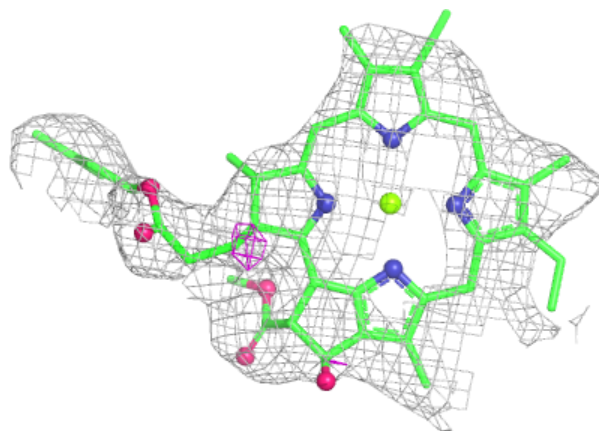
**Electron density around CLA 4 307:**

$2mF_o-DF_c$ (at 0.7 rmsd) in gray
 mF_o-DF_c (at 3 rmsd) in purple (negative)
and green (positive)



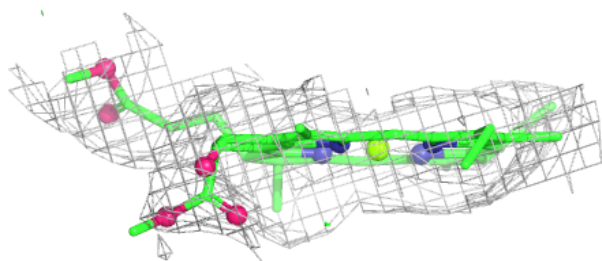
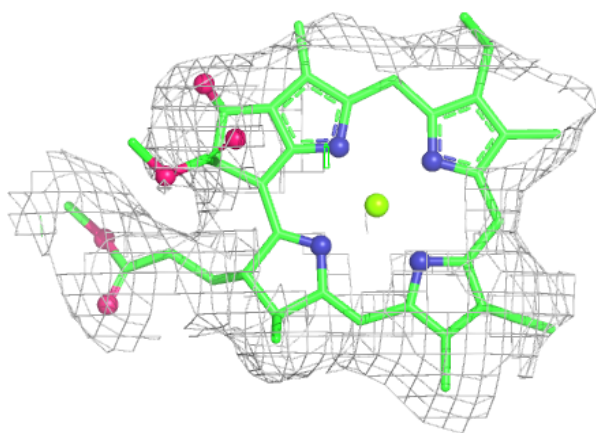
Electron density around CLA B 829:

$2mF_o-DF_c$ (at 0.7 rmsd) in gray
 mF_o-DF_c (at 3 rmsd) in purple (negative)
and green (positive)

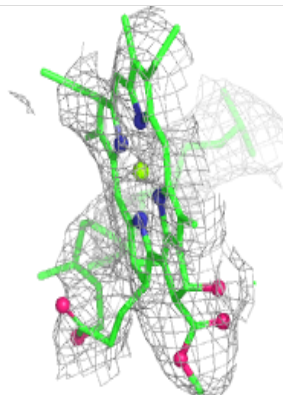
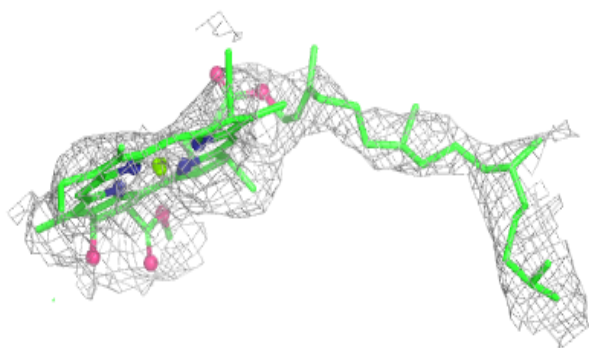
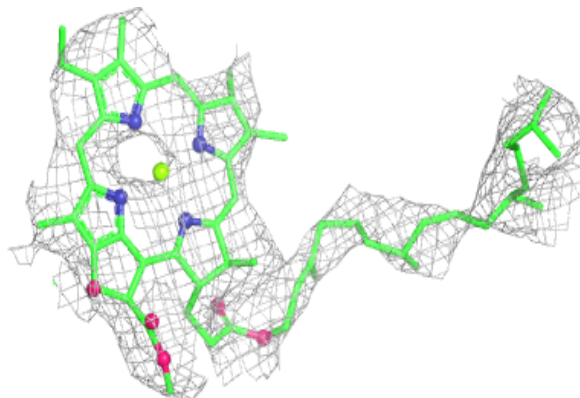


Electron density around CLA 4 316:

$2mF_o-DF_c$ (at 0.7 rmsd) in gray
 mF_o-DF_c (at 3 rmsd) in purple (negative)
and green (positive)

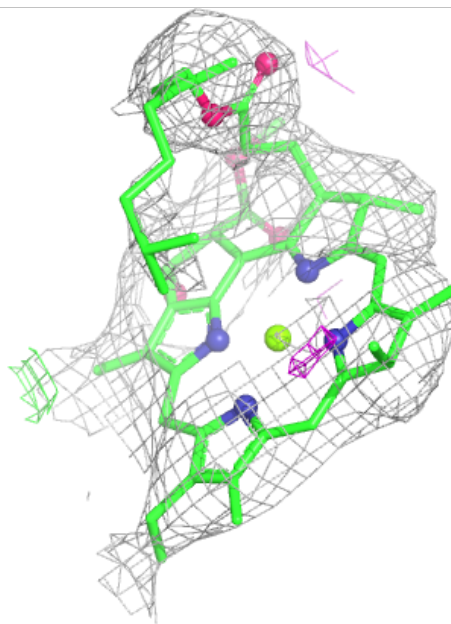
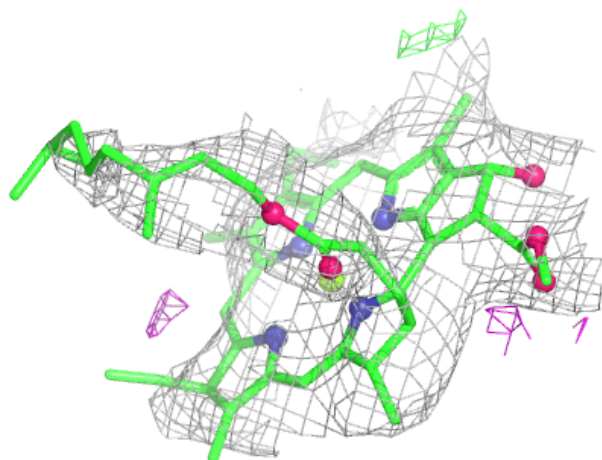
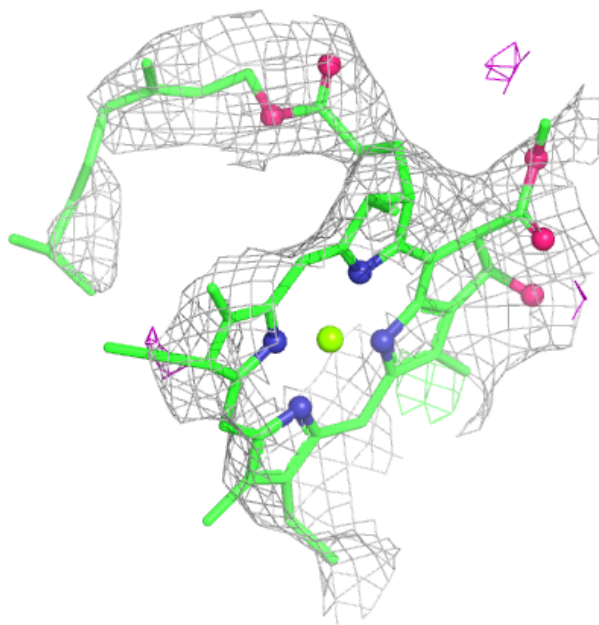
**Electron density around CLA A 852:**

$2mF_o-DF_c$ (at 0.7 rmsd) in gray
 mF_o-DF_c (at 3 rmsd) in purple (negative)
and green (positive)



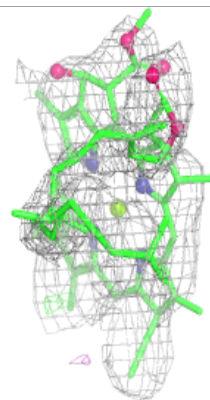
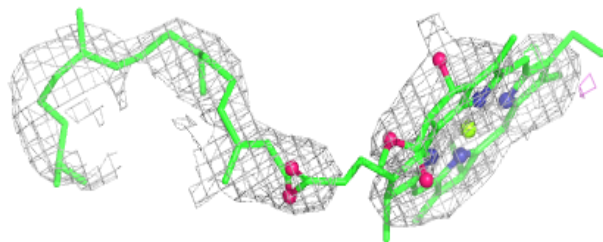
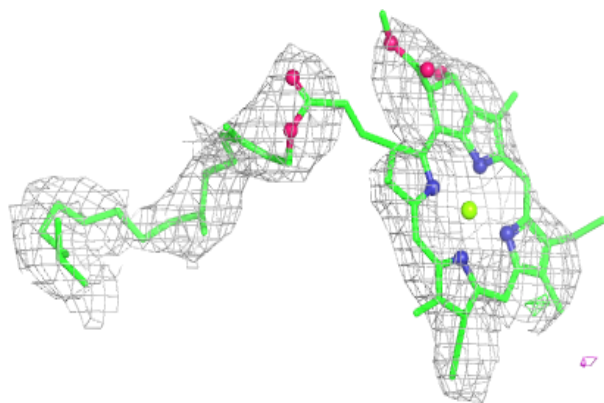
Electron density around CLA A 822:

$2mF_o-DF_c$ (at 0.7 rmsd) in gray
 mF_o-DF_c (at 3 rmsd) in purple (negative)
and green (positive)



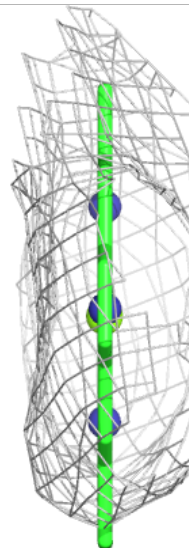
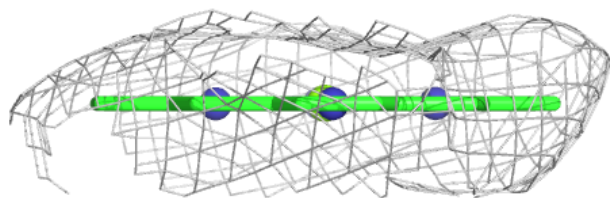
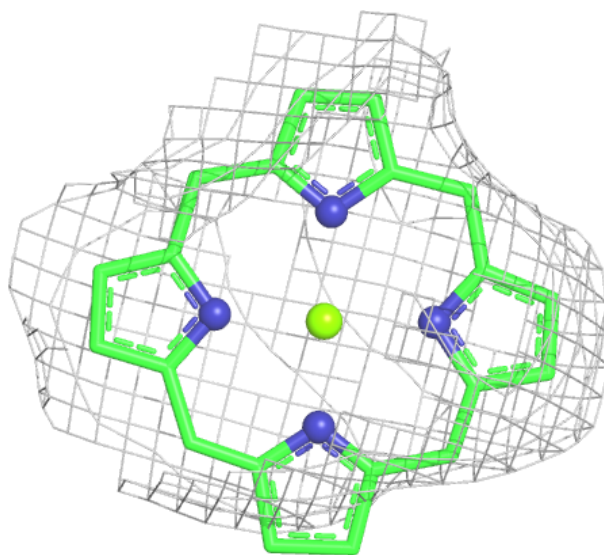
Electron density around CLA B 808:

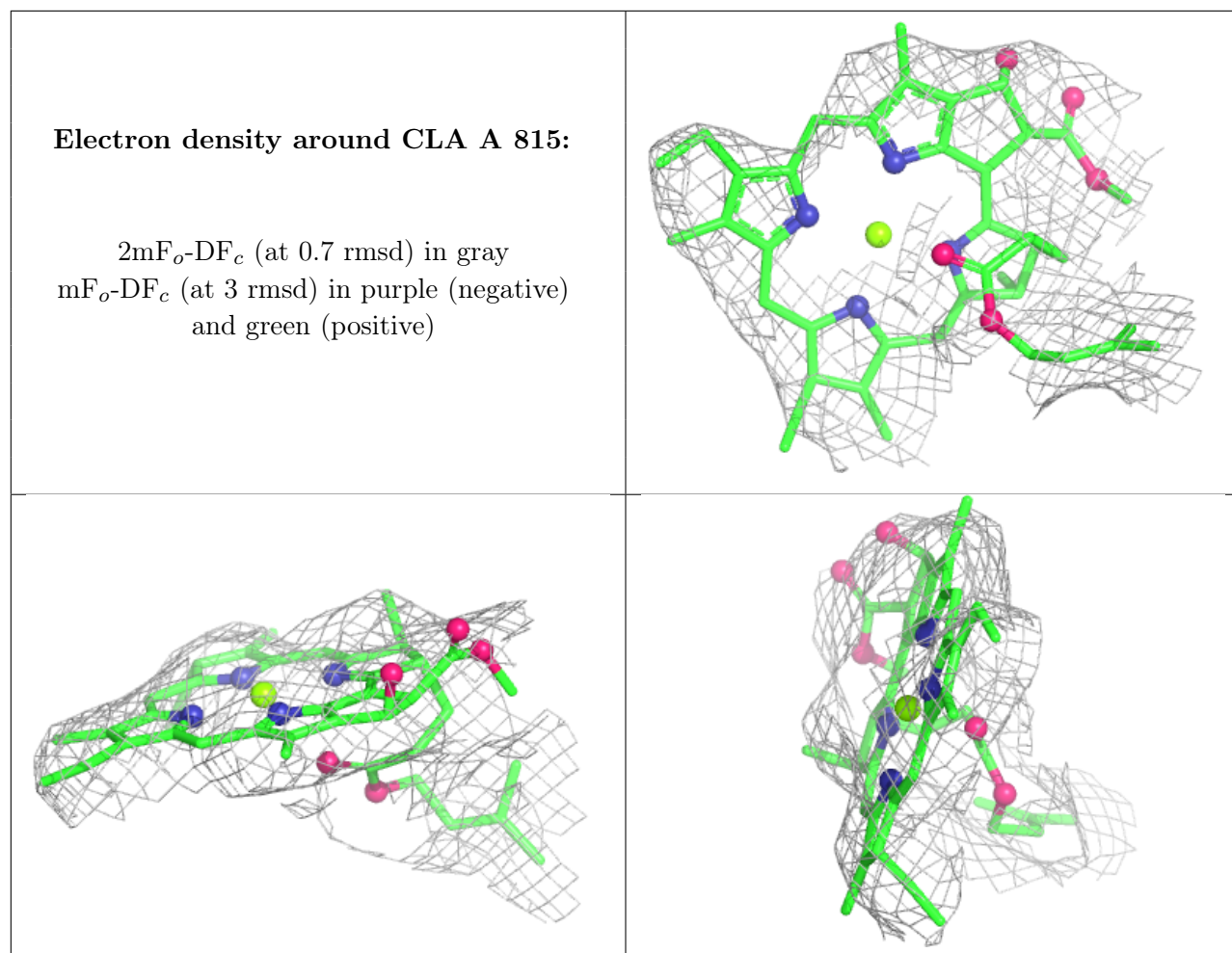
$2mF_o-DF_c$ (at 0.7 rmsd) in gray
 mF_o-DF_c (at 3 rmsd) in purple (negative)
and green (positive)



Electron density around CLA 2 309:

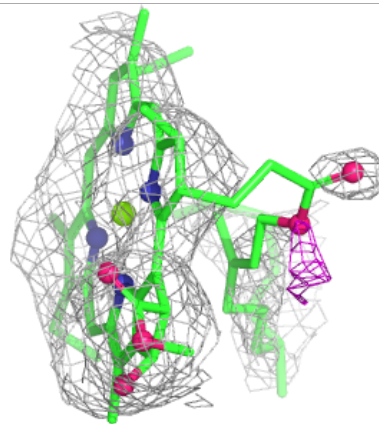
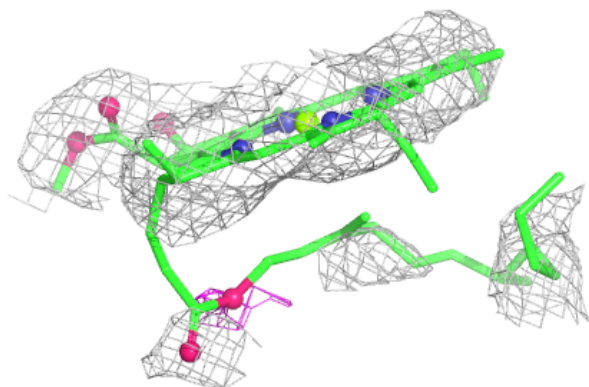
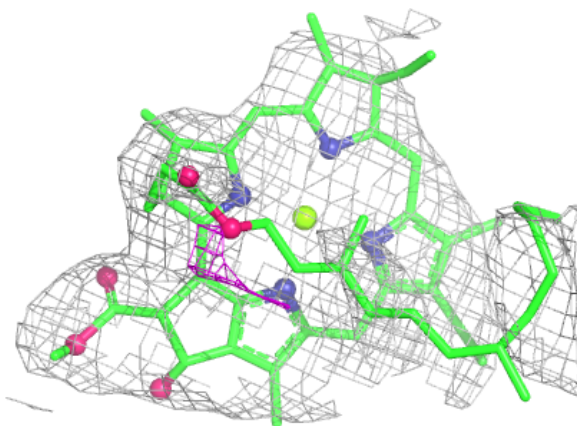
$2mF_o-DF_c$ (at 0.7 rmsd) in gray
 mF_o-DF_c (at 3 rmsd) in purple (negative)
and green (positive)





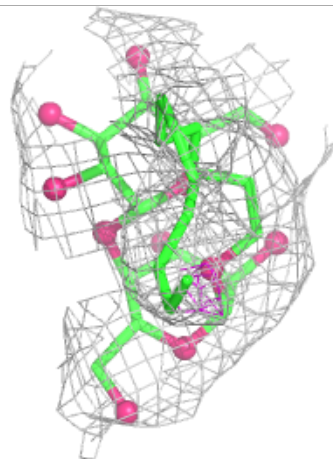
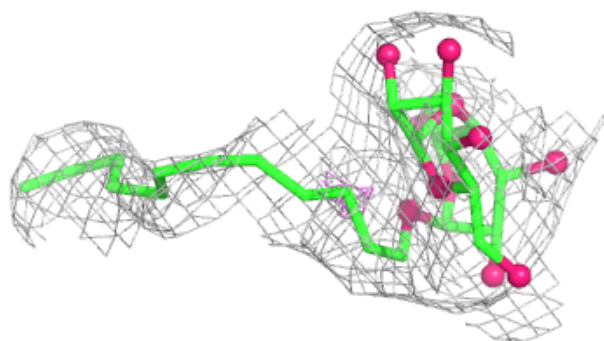
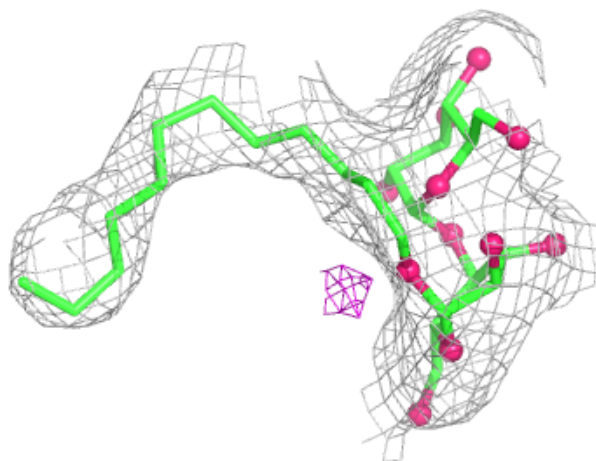
Electron density around CLA B 815:

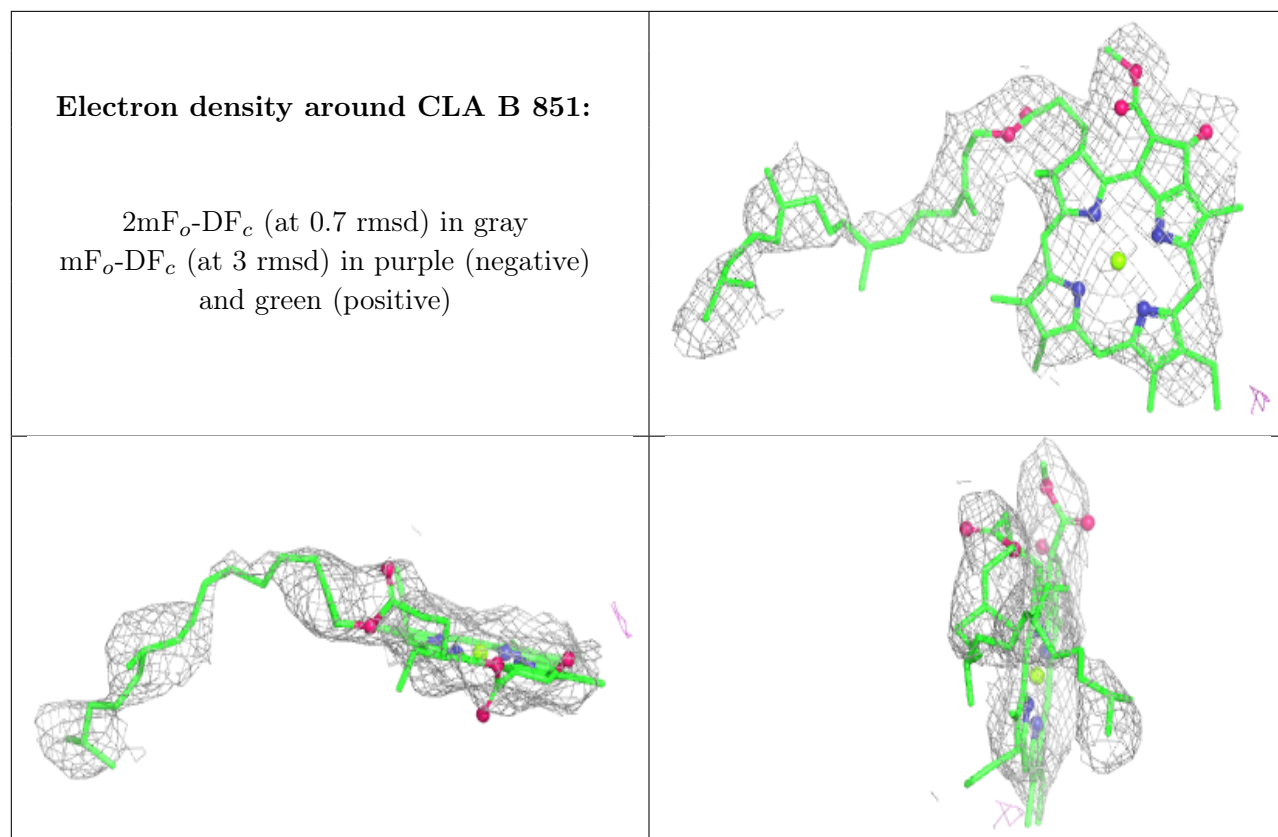
$2mF_o-DF_c$ (at 0.7 rmsd) in gray
 mF_o-DF_c (at 3 rmsd) in purple (negative)
and green (positive)



Electron density around LMU H 106:

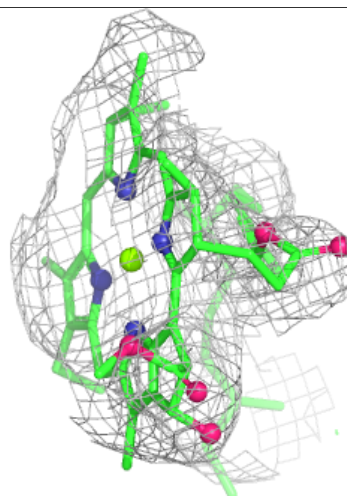
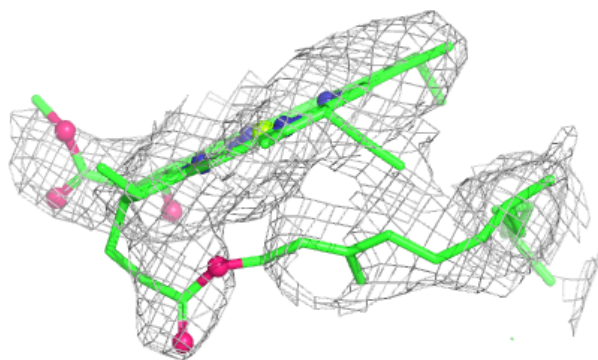
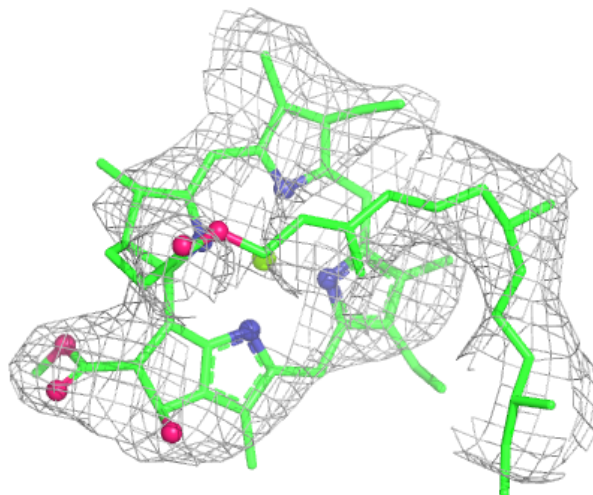
$2mF_o-DF_c$ (at 0.7 rmsd) in gray
 mF_o-DF_c (at 3 rmsd) in purple (negative)
and green (positive)





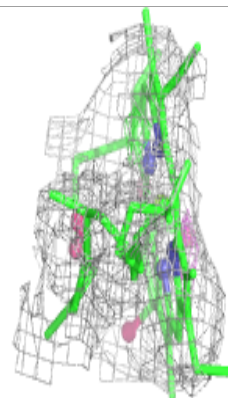
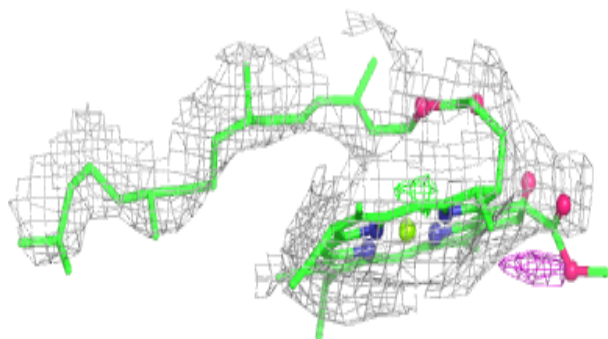
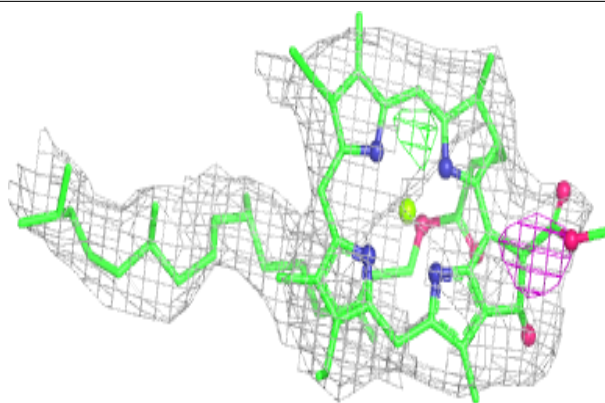
Electron density around CLA B 817:

$2mF_o-DF_c$ (at 0.7 rmsd) in gray
 mF_o-DF_c (at 3 rmsd) in purple (negative)
and green (positive)

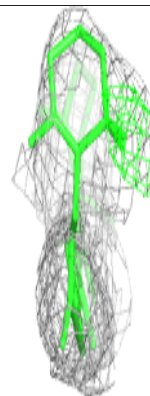
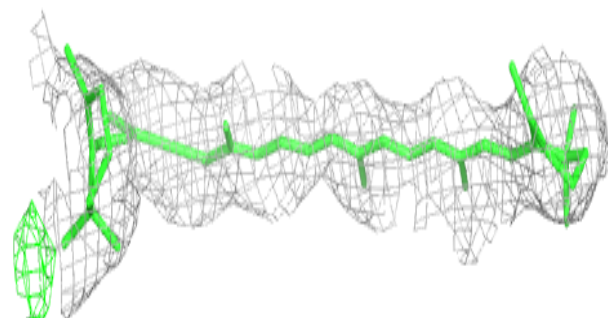
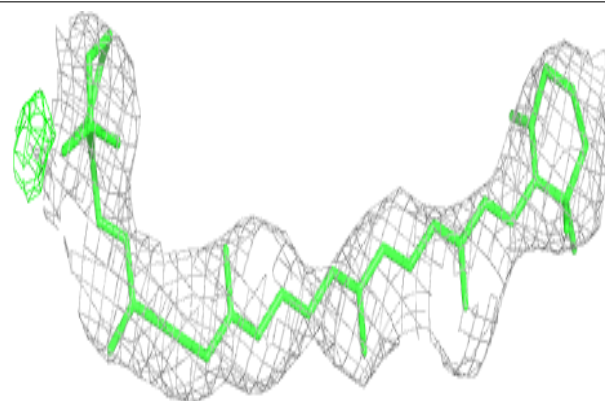


Electron density around CLA A 835:

$2mF_o-DF_c$ (at 0.7 rmsd) in gray
 mF_o-DF_c (at 3 rmsd) in purple (negative)
and green (positive)

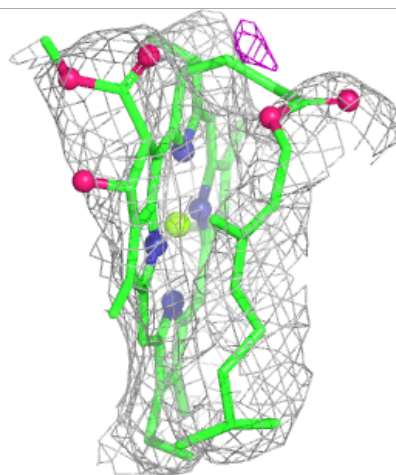
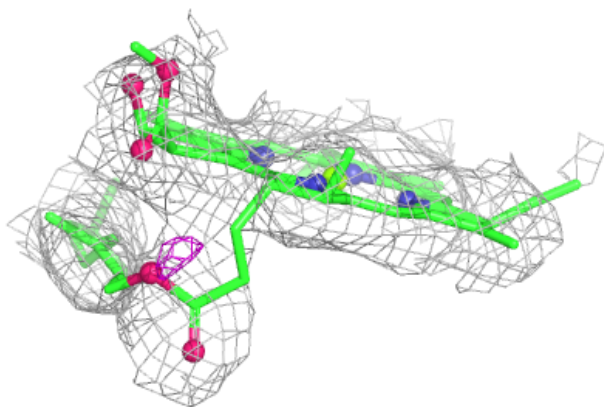
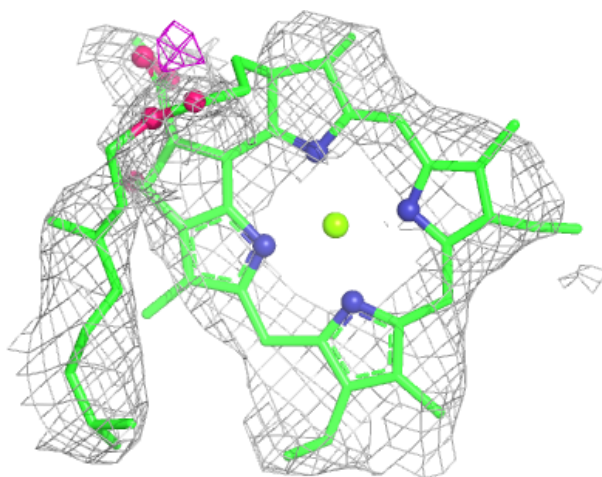
**Electron density around BCR B 843:**

$2mF_o-DF_c$ (at 0.7 rmsd) in gray
 mF_o-DF_c (at 3 rmsd) in purple (negative)
and green (positive)



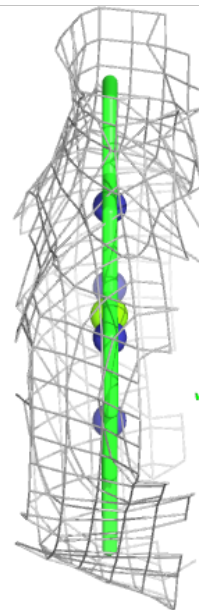
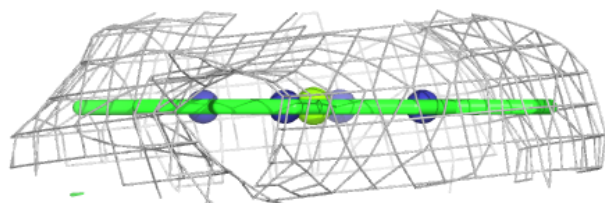
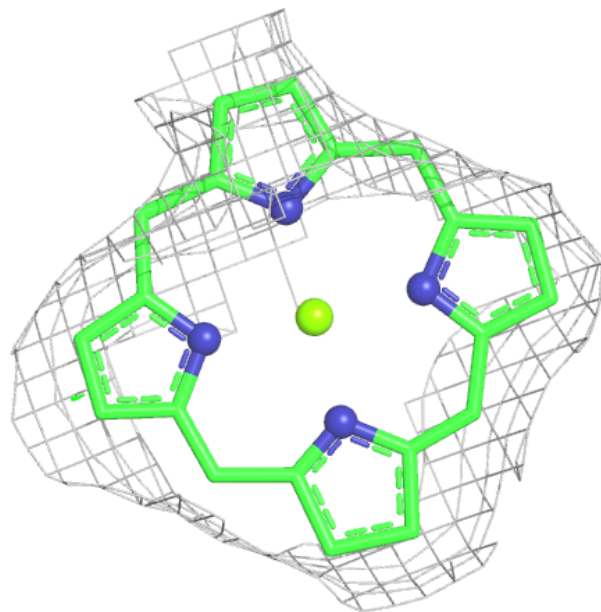
Electron density around CLA A 827:

$2mF_o-DF_c$ (at 0.7 rmsd) in gray
 mF_o-DF_c (at 3 rmsd) in purple (negative)
and green (positive)



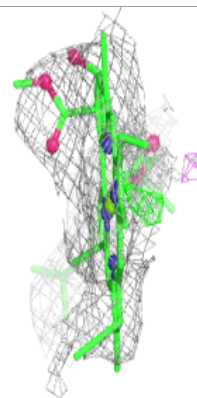
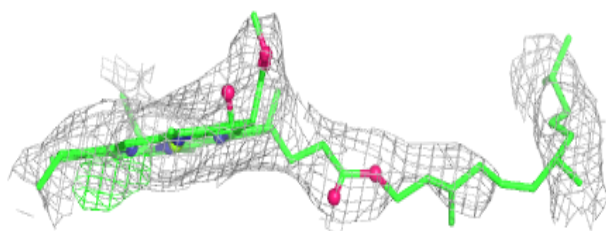
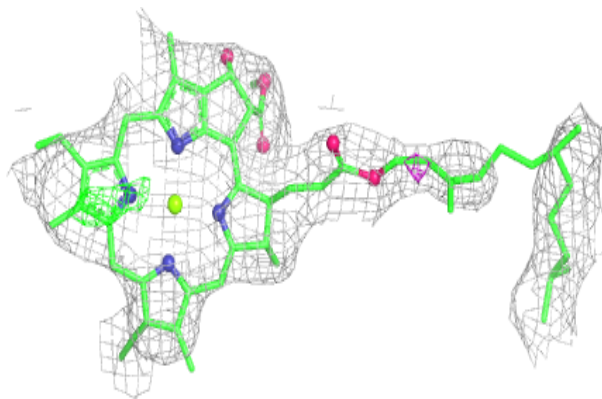
Electron density around CLA 4 312:

$2mF_o-DF_c$ (at 0.7 rmsd) in gray
 mF_o-DF_c (at 3 rmsd) in purple (negative)
and green (positive)

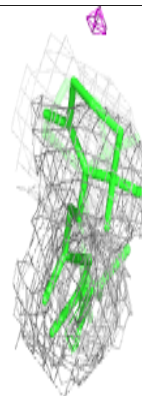
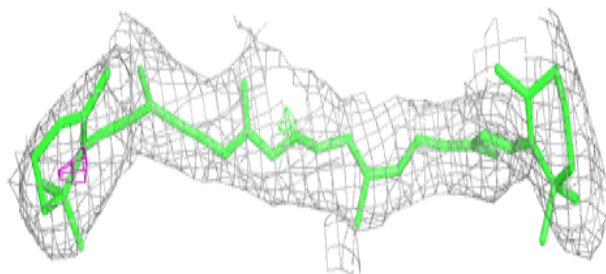
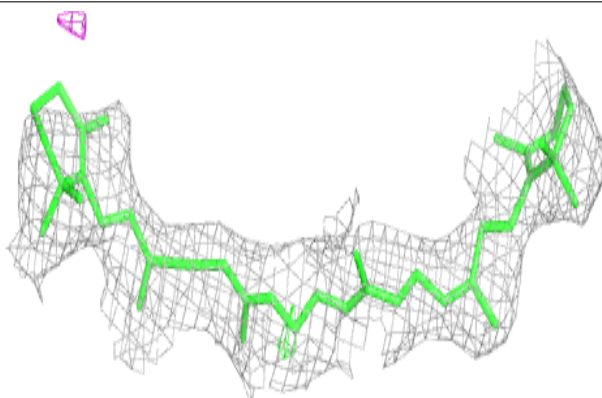


Electron density around CLA B 835:

$2mF_o-DF_c$ (at 0.7 rmsd) in gray
 mF_o-DF_c (at 3 rmsd) in purple (negative)
and green (positive)

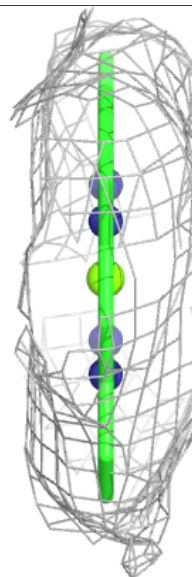
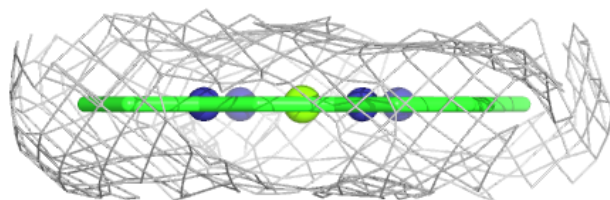
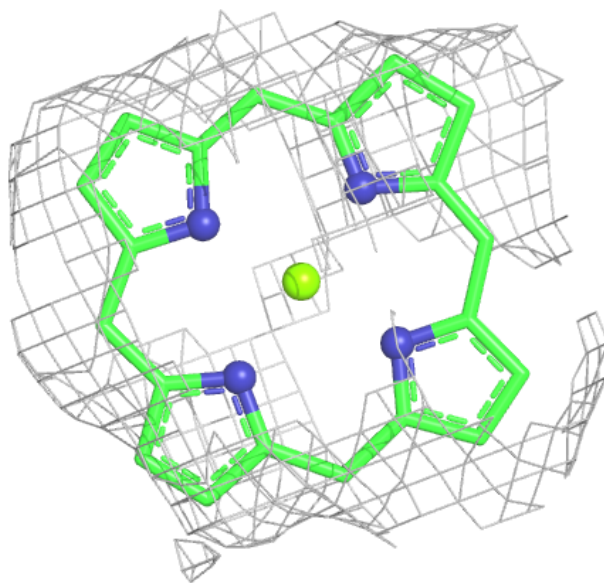
**Electron density around BCR B 852:**

$2mF_o-DF_c$ (at 0.7 rmsd) in gray
 mF_o-DF_c (at 3 rmsd) in purple (negative)
and green (positive)



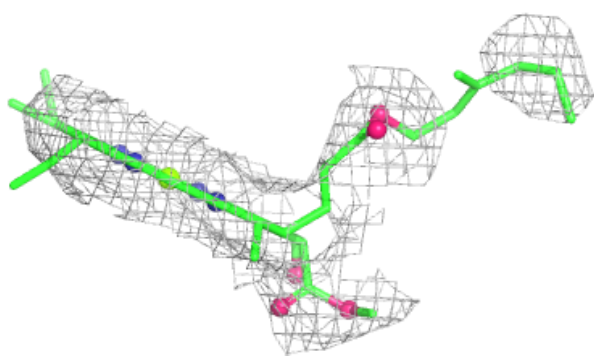
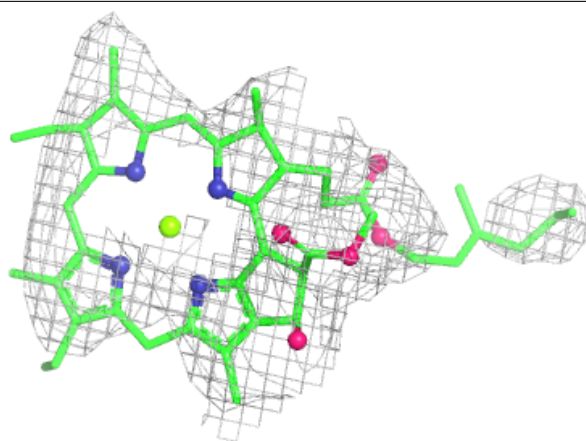
Electron density around CLA 1 214:

$2mF_o-DF_c$ (at 0.7 rmsd) in gray
 mF_o-DF_c (at 3 rmsd) in purple (negative)
and green (positive)

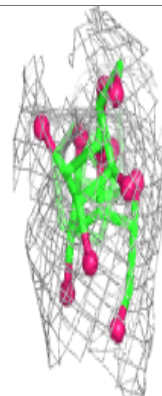
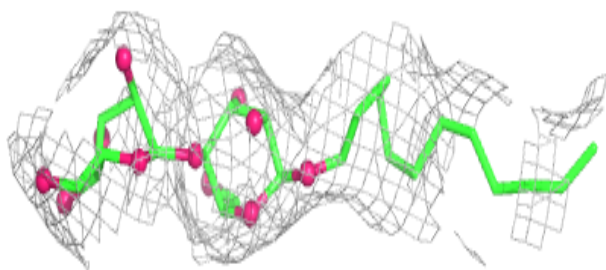
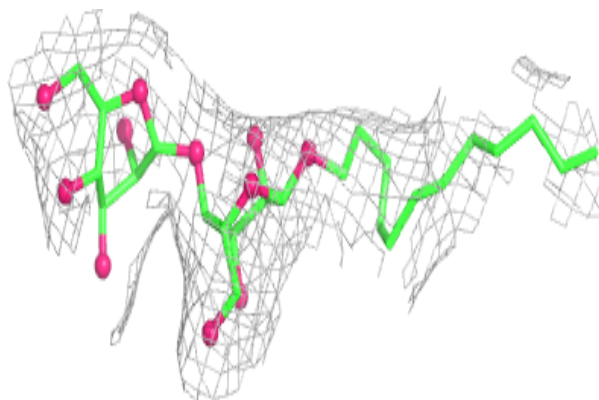


Electron density around CLA A 809:

$2mF_o-DF_c$ (at 0.7 rmsd) in gray
 mF_o-DF_c (at 3 rmsd) in purple (negative)
and green (positive)

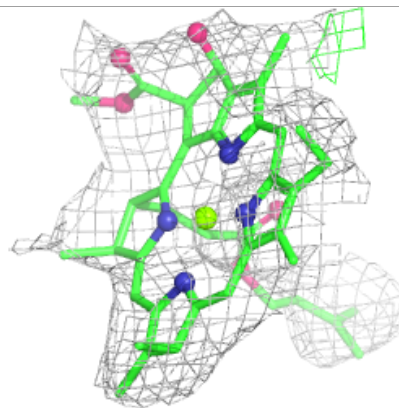
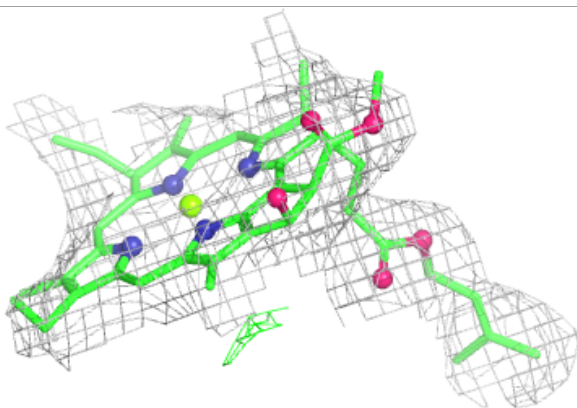
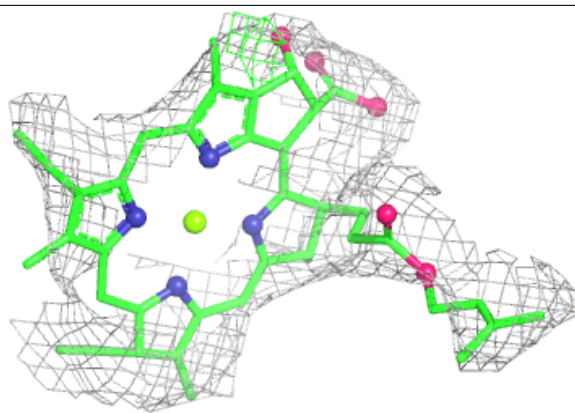
**Electron density around LMU E 101:**

$2mF_o-DF_c$ (at 0.7 rmsd) in gray
 mF_o-DF_c (at 3 rmsd) in purple (negative)
and green (positive)



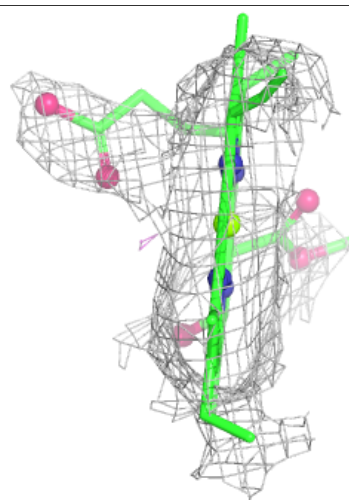
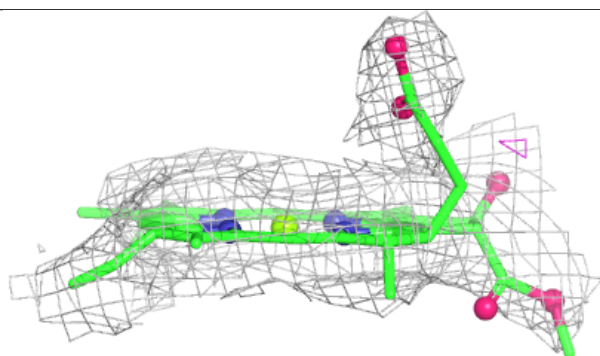
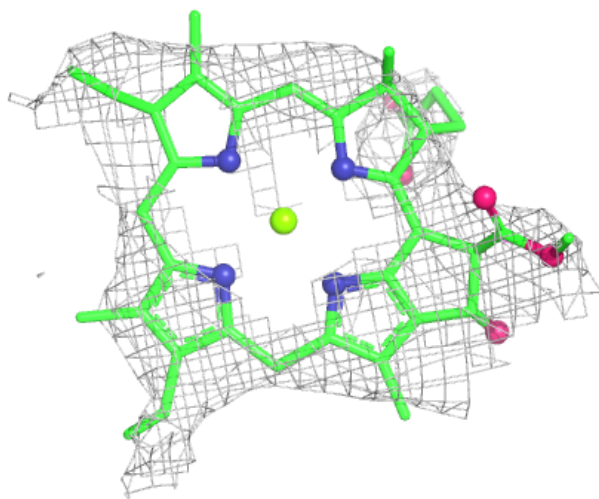
Electron density around CLA 2 311:

$2mF_o-DF_c$ (at 0.7 rmsd) in gray
 mF_o-DF_c (at 3 rmsd) in purple (negative)
and green (positive)



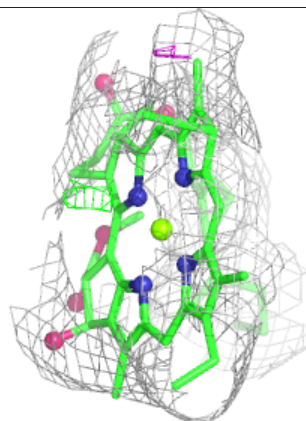
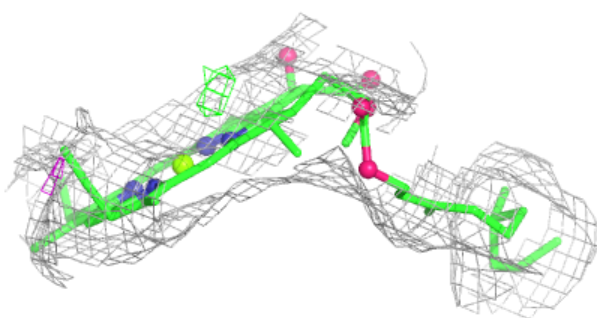
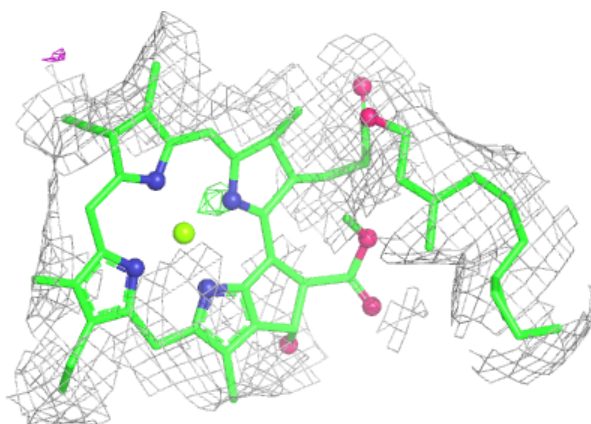
Electron density around CLA B 804:

$2mF_o-DF_c$ (at 0.7 rmsd) in gray
 mF_o-DF_c (at 3 rmsd) in purple (negative)
and green (positive)

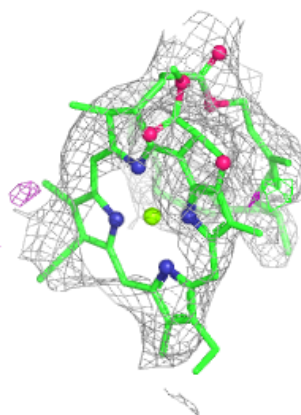
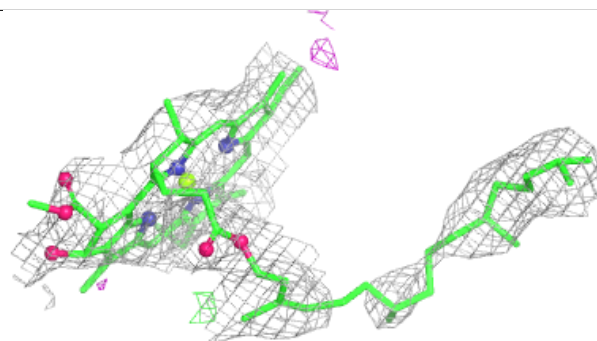
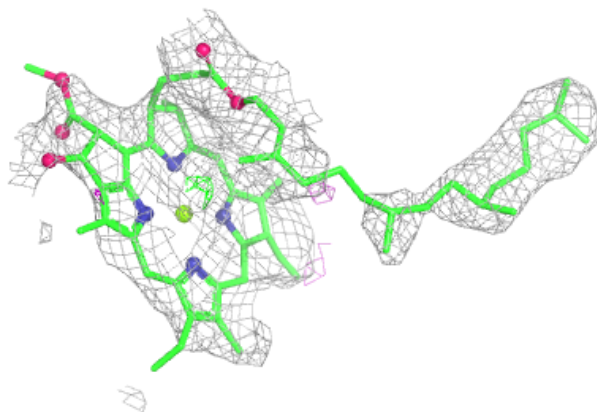


Electron density around CLA 1 202:

$2mF_o-DF_c$ (at 0.7 rmsd) in gray
 mF_o-DF_c (at 3 rmsd) in purple (negative)
and green (positive)

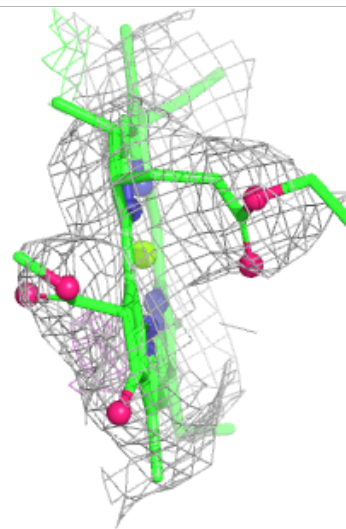
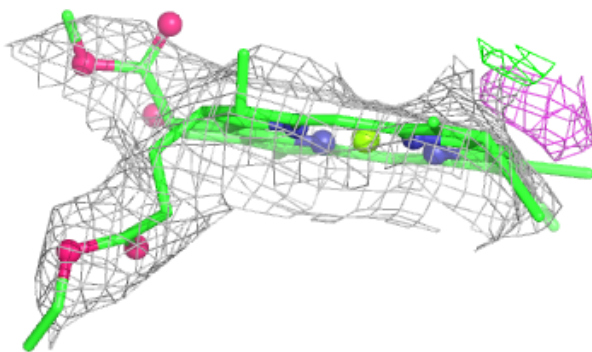
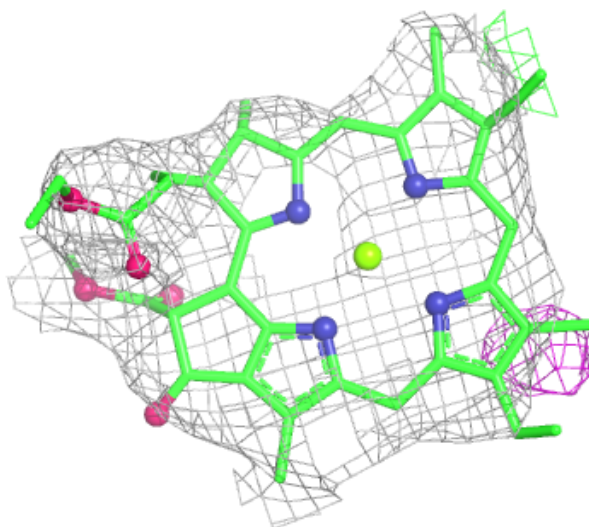
**Electron density around CLA B 812:**

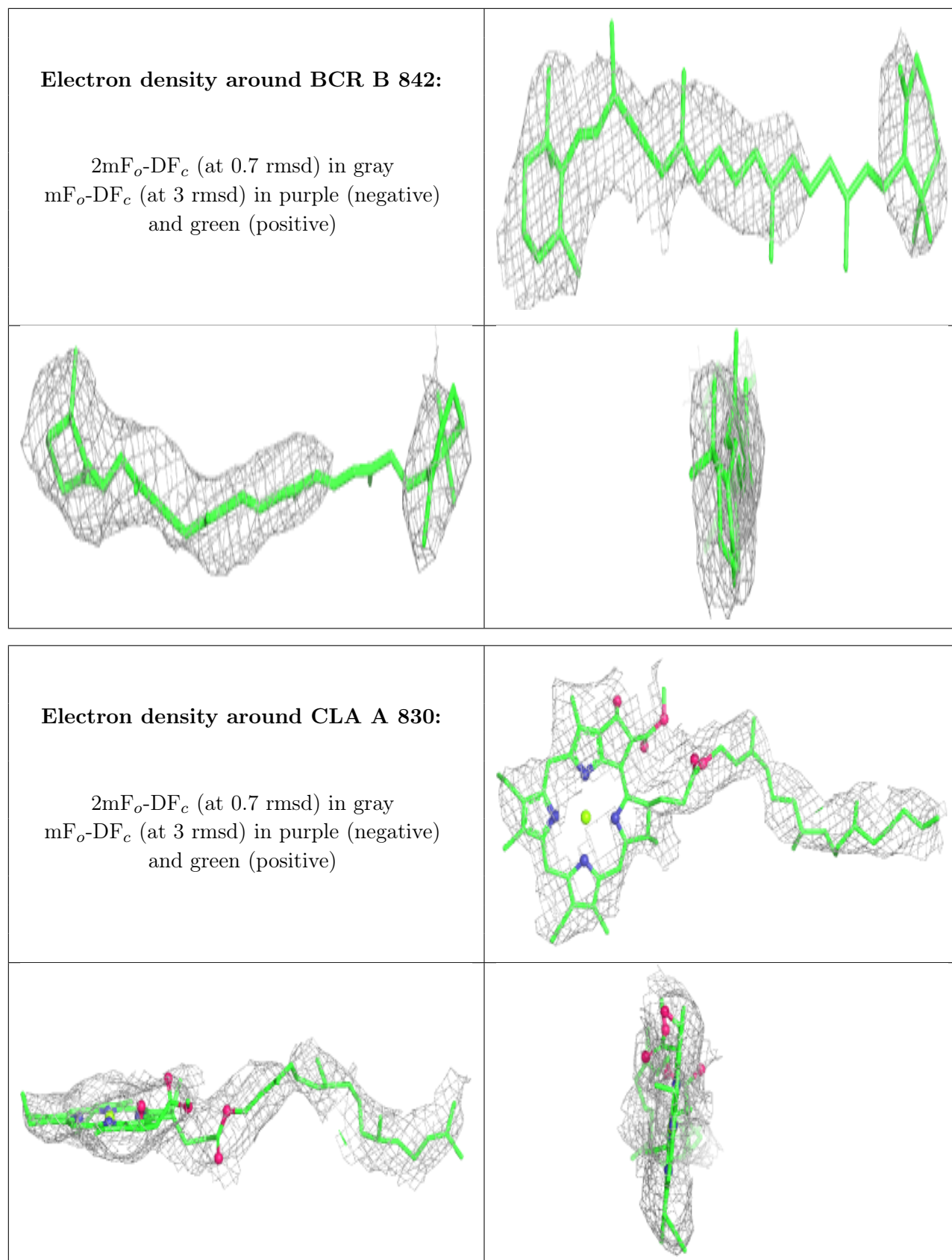
$2mF_o-DF_c$ (at 0.7 rmsd) in gray
 mF_o-DF_c (at 3 rmsd) in purple (negative)
and green (positive)



Electron density around CLA A 836:

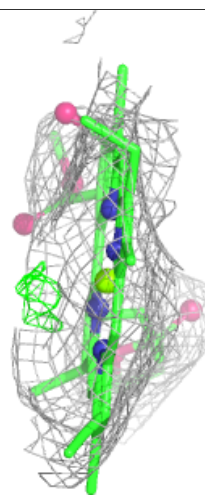
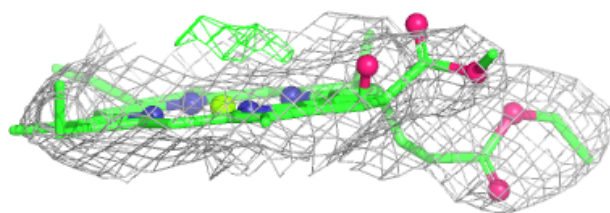
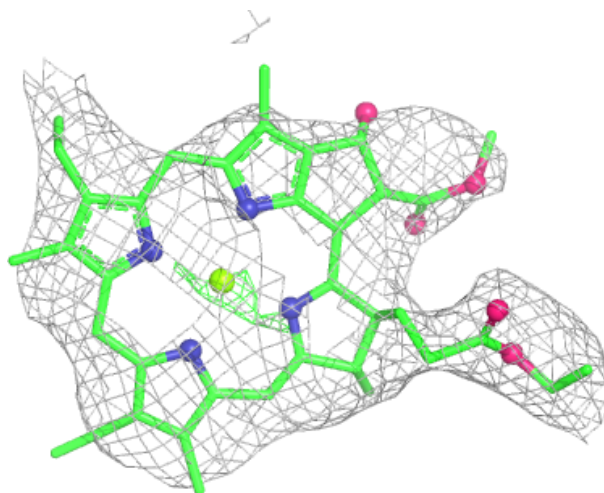
$2mF_o-DF_c$ (at 0.7 rmsd) in gray
 mF_o-DF_c (at 3 rmsd) in purple (negative)
and green (positive)





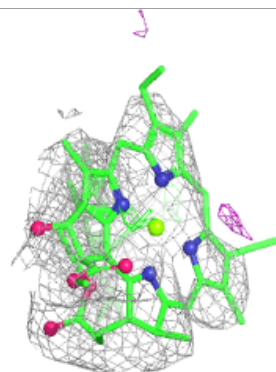
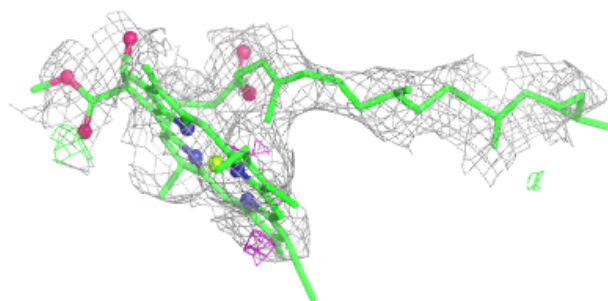
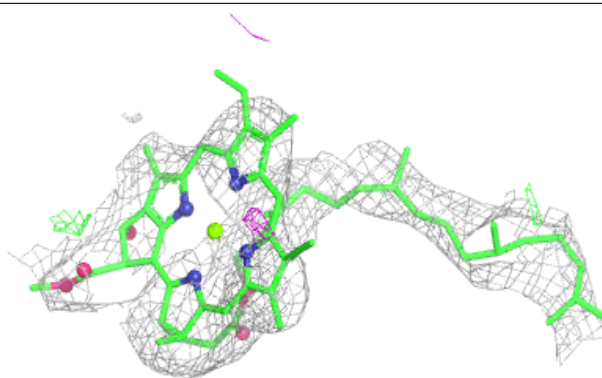
Electron density around CLA A 837:

$2mF_o-DF_c$ (at 0.7 rmsd) in gray
 mF_o-DF_c (at 3 rmsd) in purple (negative)
and green (positive)

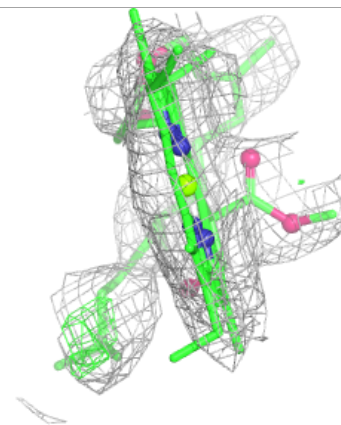
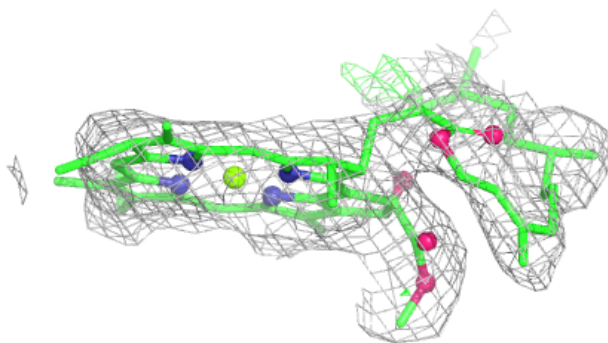
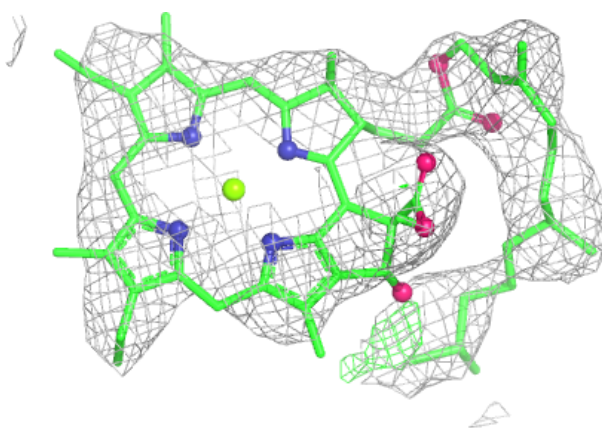


Electron density around CLA A 838:

$2mF_o-DF_c$ (at 0.7 rmsd) in gray
 mF_o-DF_c (at 3 rmsd) in purple (negative)
and green (positive)

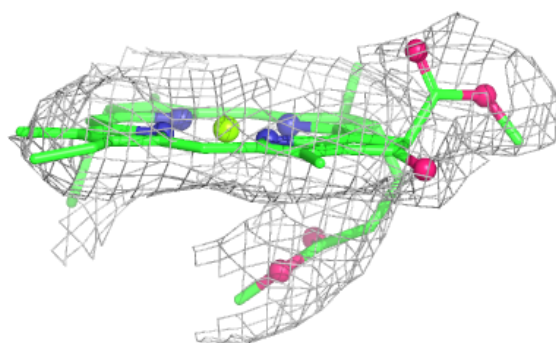
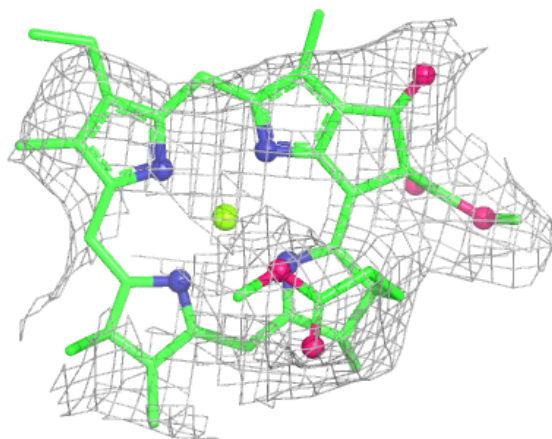
**Electron density around CLA B 805:**

$2mF_o-DF_c$ (at 0.7 rmsd) in gray
 mF_o-DF_c (at 3 rmsd) in purple (negative)
and green (positive)

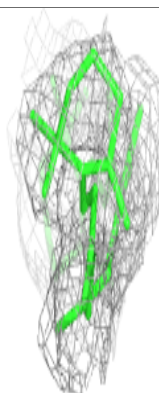
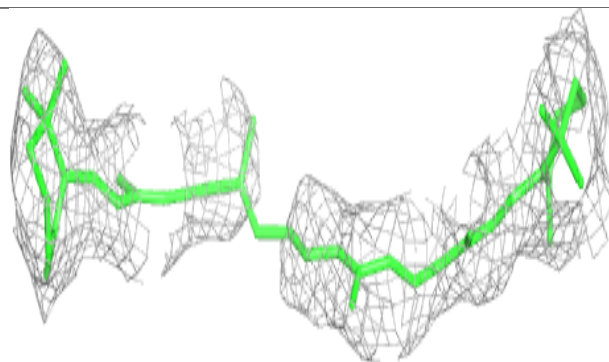
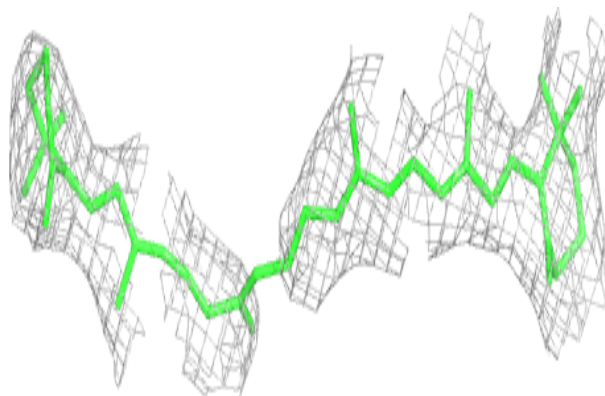


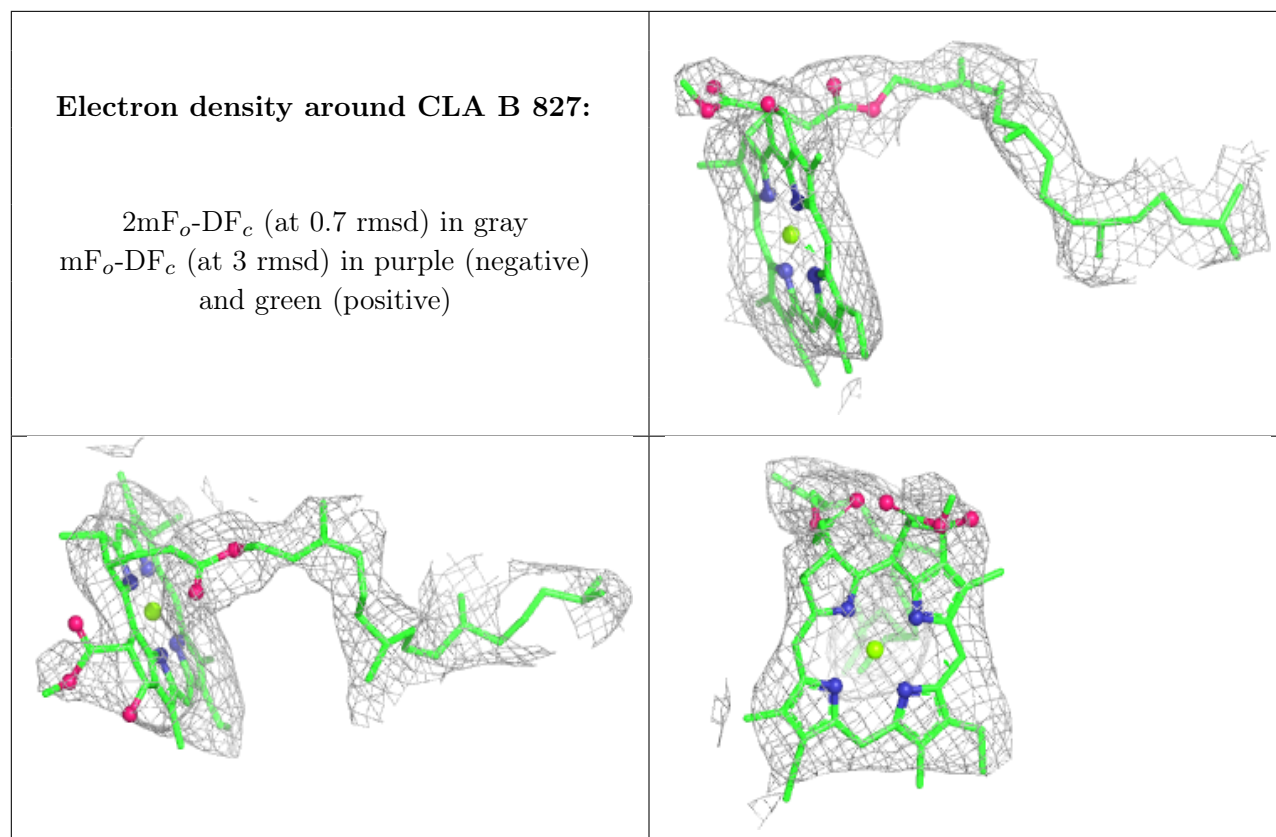
Electron density around CLA 1 204:

$2mF_o-DF_c$ (at 0.7 rmsd) in gray
 mF_o-DF_c (at 3 rmsd) in purple (negative)
and green (positive)

**Electron density around BCR I 101:**

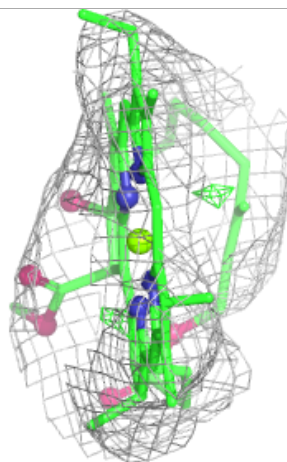
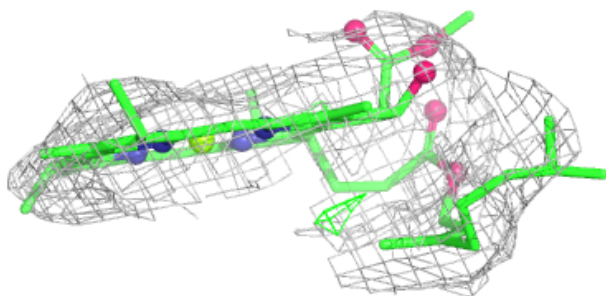
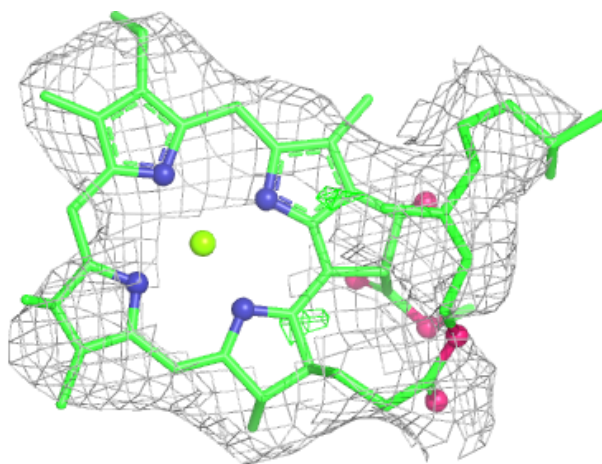
$2mF_o-DF_c$ (at 0.7 rmsd) in gray
 mF_o-DF_c (at 3 rmsd) in purple (negative)
and green (positive)





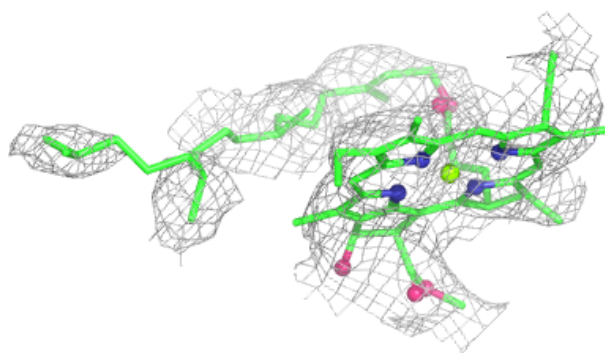
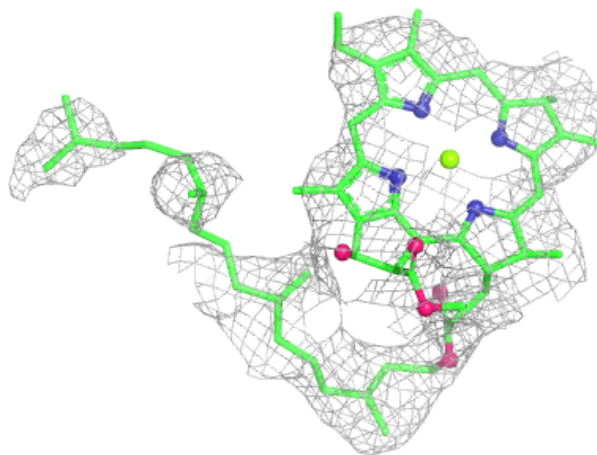
Electron density around CLA B 809:

$2mF_o-DF_c$ (at 0.7 rmsd) in gray
 mF_o-DF_c (at 3 rmsd) in purple (negative)
and green (positive)



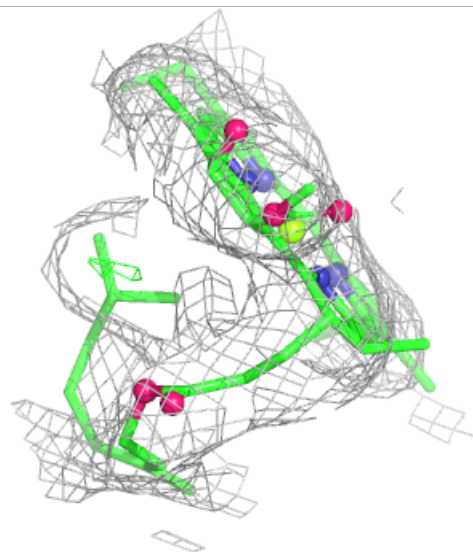
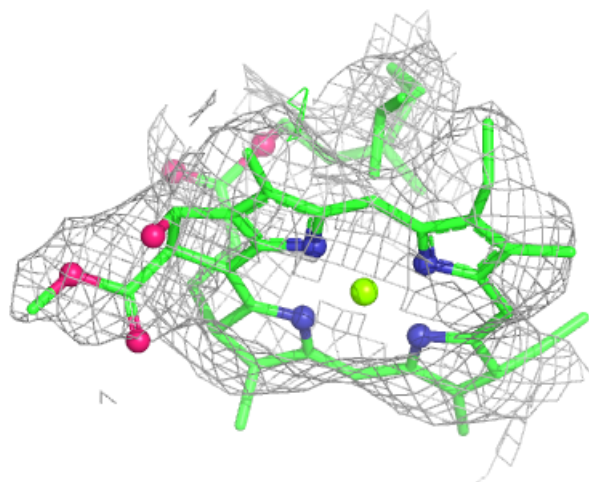
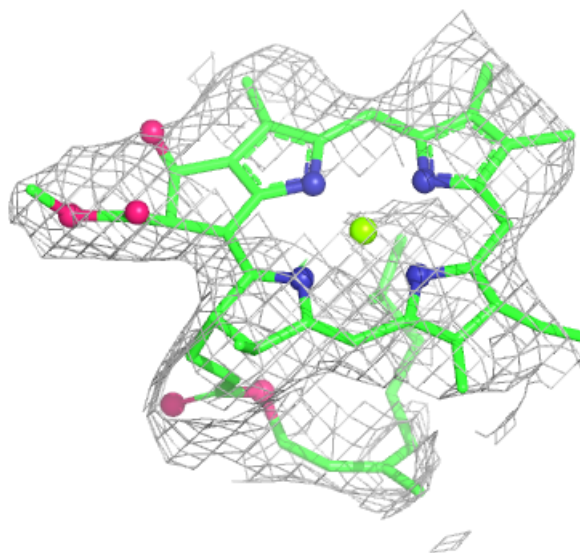
Electron density around CLA B 830:

$2mF_o-DF_c$ (at 0.7 rmsd) in gray
 mF_o-DF_c (at 3 rmsd) in purple (negative)
and green (positive)



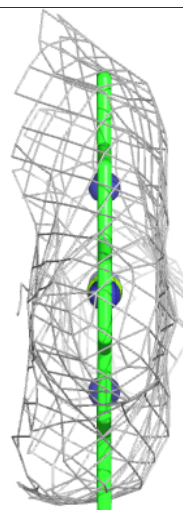
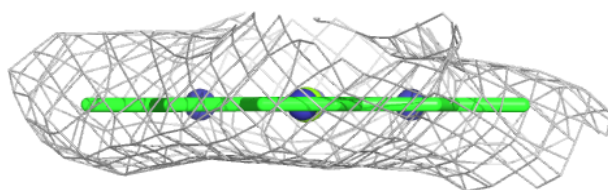
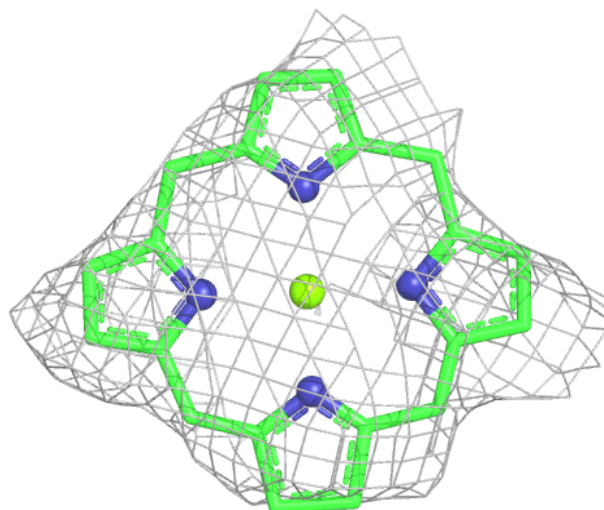
Electron density around CLA B 810:

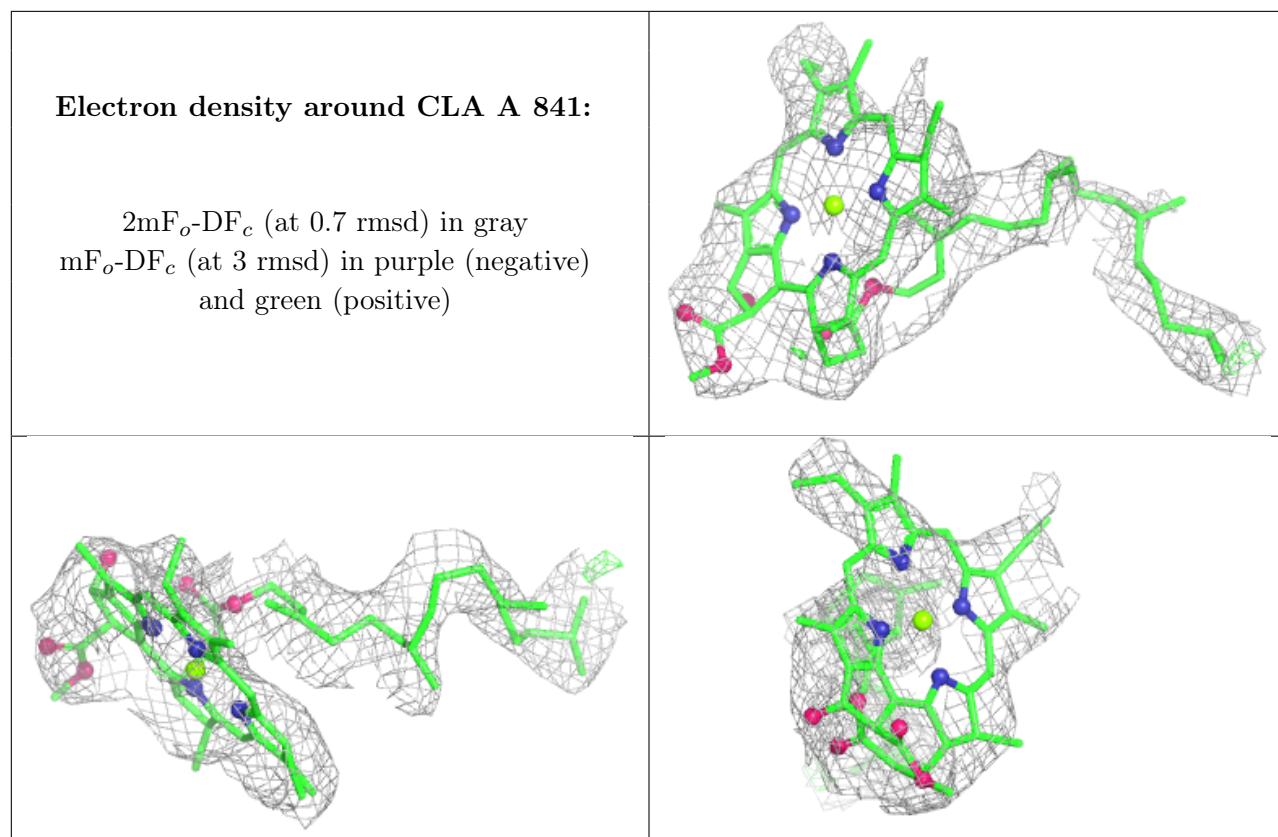
$2mF_o-DF_c$ (at 0.7 rmsd) in gray
 mF_o-DF_c (at 3 rmsd) in purple (negative)
and green (positive)



Electron density around CLA 1 212:

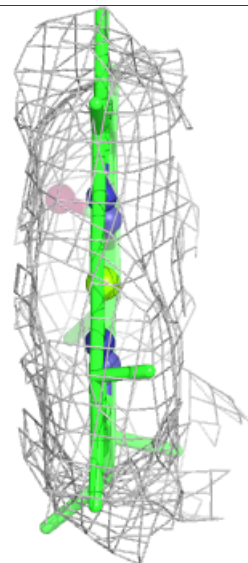
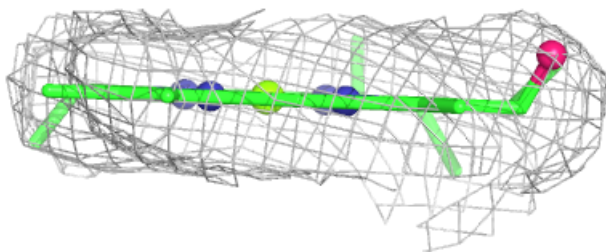
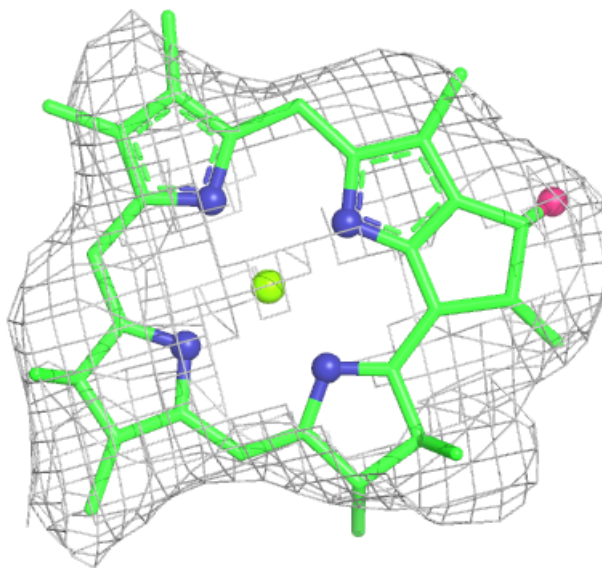
$2mF_o-DF_c$ (at 0.7 rmsd) in gray
 mF_o-DF_c (at 3 rmsd) in purple (negative)
and green (positive)





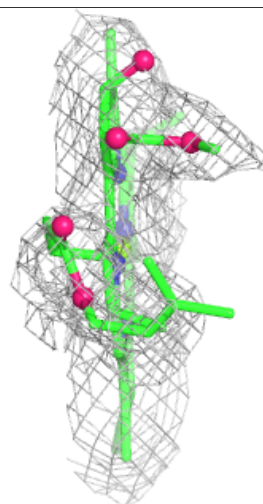
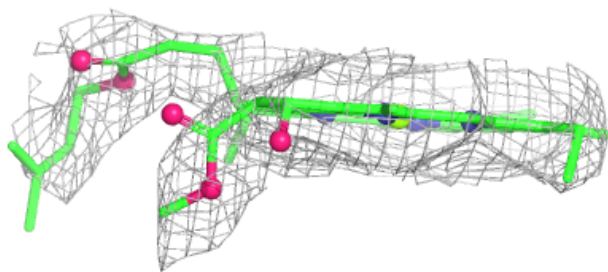
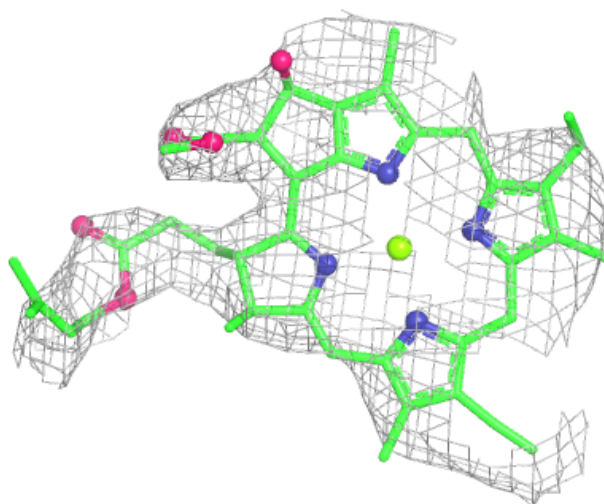
Electron density around CLA 4 314:

$2mF_o-DF_c$ (at 0.7 rmsd) in gray
 mF_o-DF_c (at 3 rmsd) in purple (negative)
and green (positive)



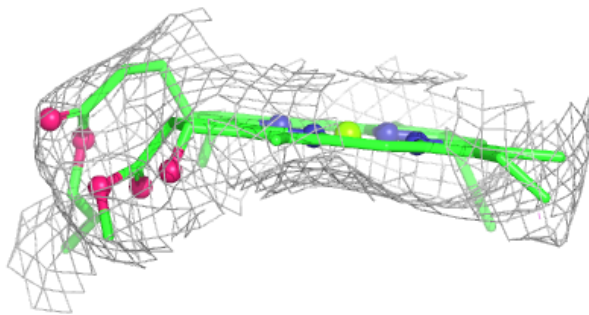
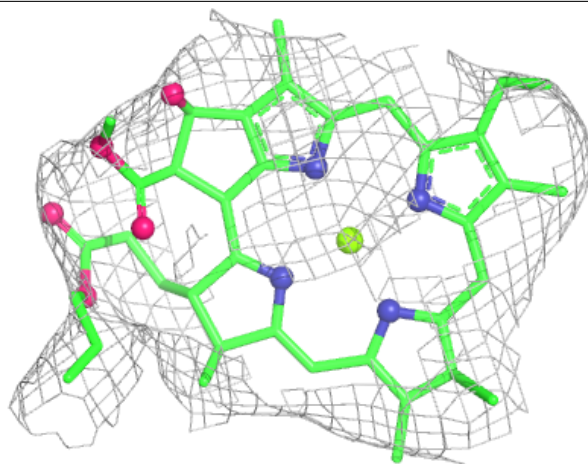
Electron density around CLA A 803:

$2mF_o-DF_c$ (at 0.7 rmsd) in gray
 mF_o-DF_c (at 3 rmsd) in purple (negative)
and green (positive)



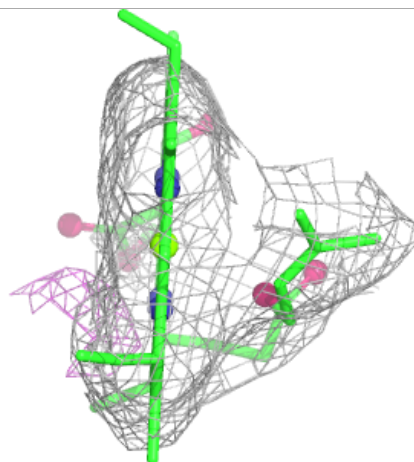
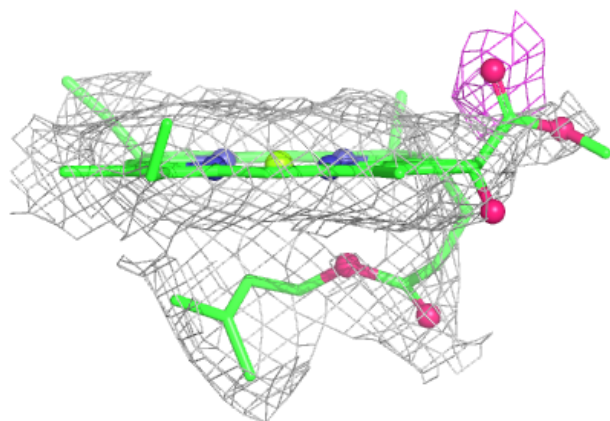
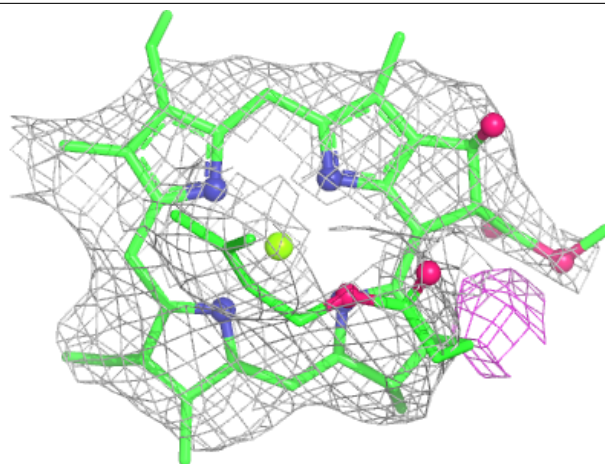
Electron density around CLA J 101:

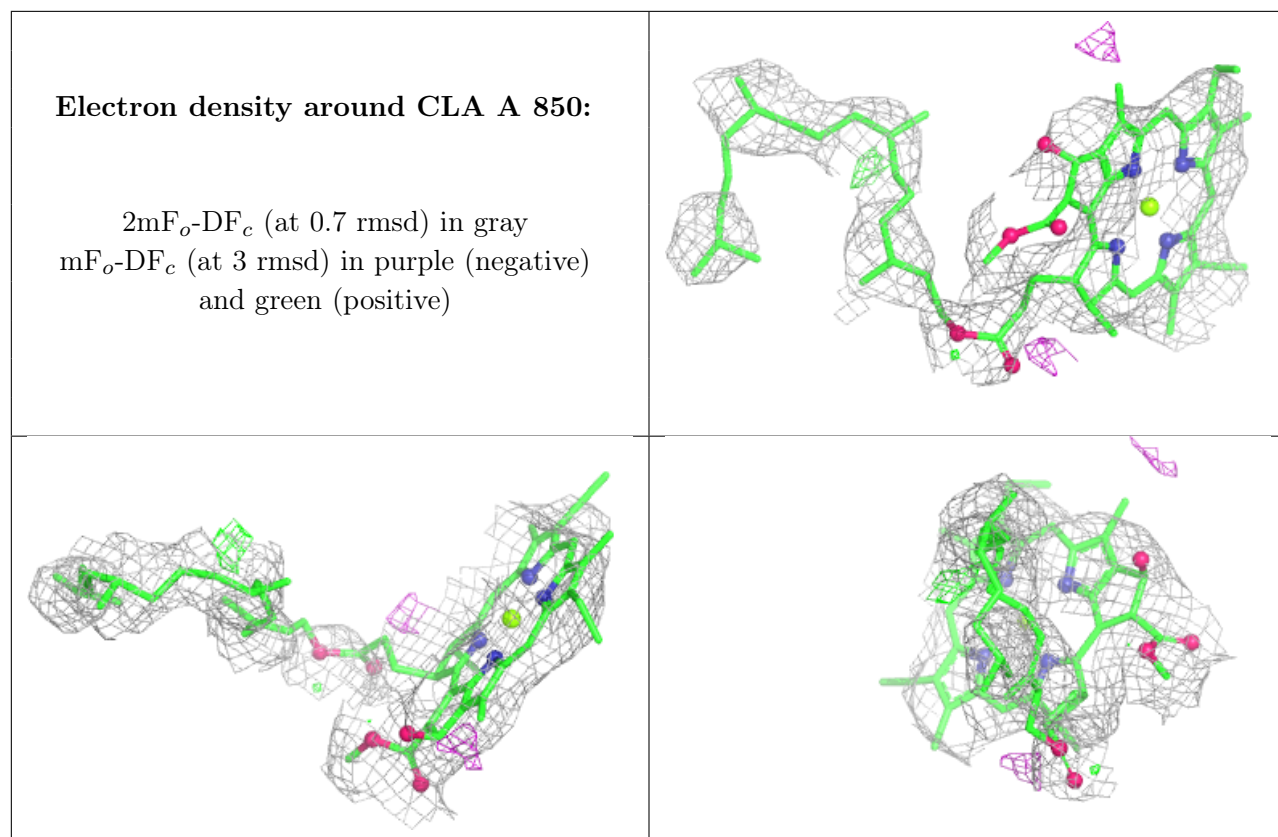
$2mF_o-DF_c$ (at 0.7 rmsd) in gray
 mF_o-DF_c (at 3 rmsd) in purple (negative)
and green (positive)



Electron density around CLA B 818:

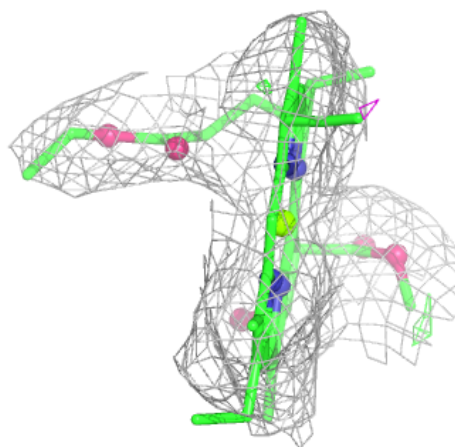
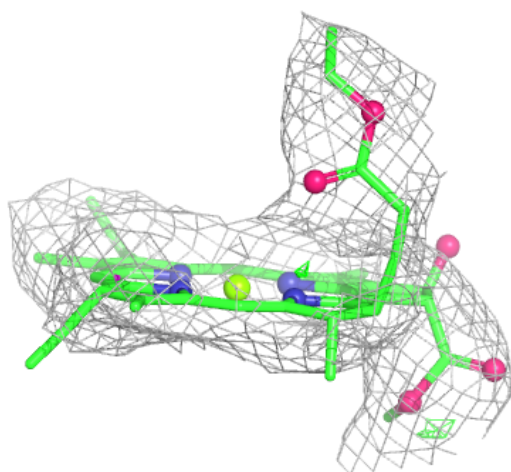
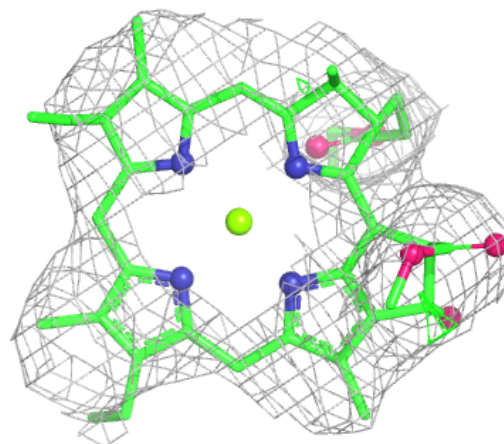
$2mF_o-DF_c$ (at 0.7 rmsd) in gray
 mF_o-DF_c (at 3 rmsd) in purple (negative)
and green (positive)

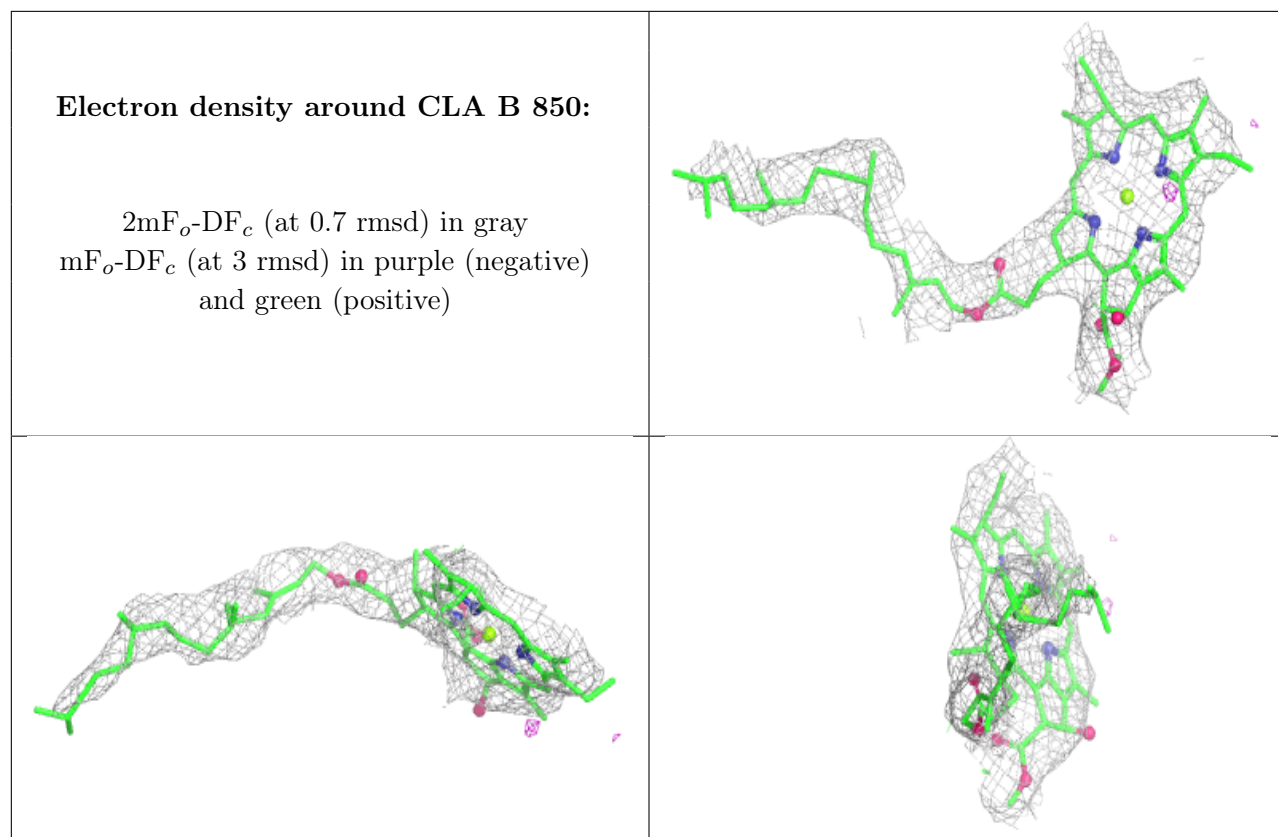




Electron density around CLA L 208:

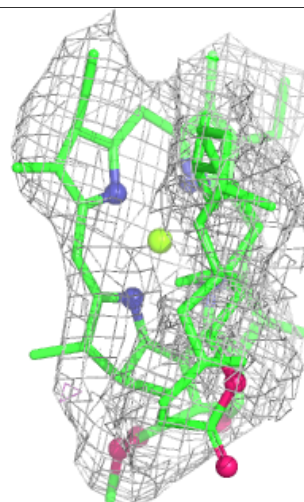
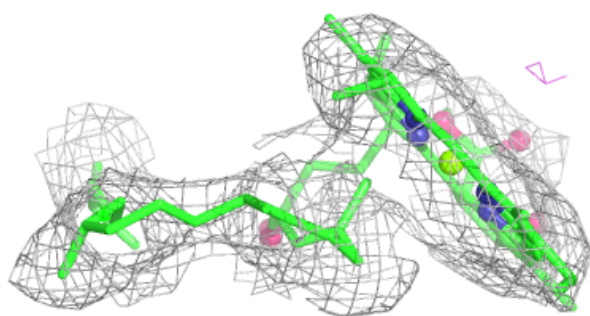
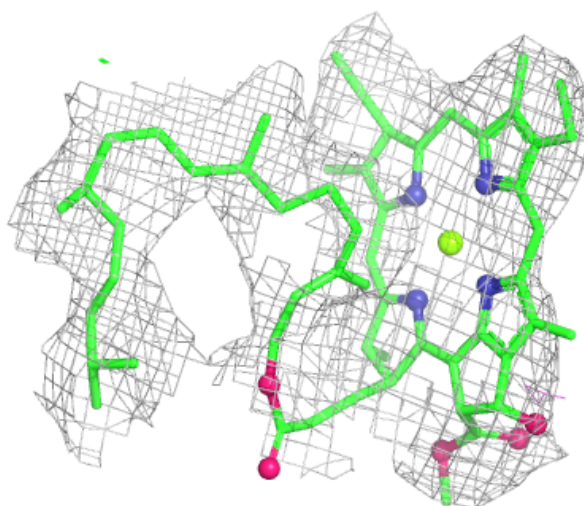
$2mF_o-DF_c$ (at 0.7 rmsd) in gray
 mF_o-DF_c (at 3 rmsd) in purple (negative)
and green (positive)





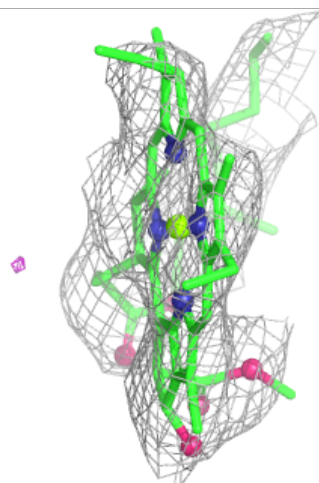
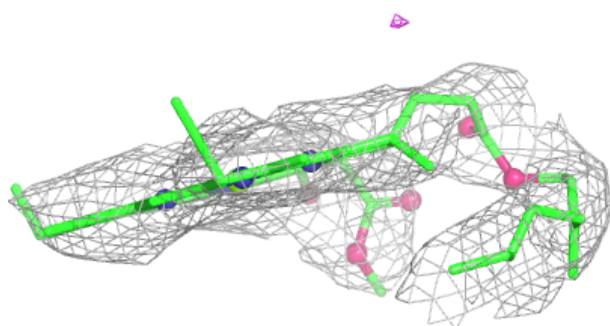
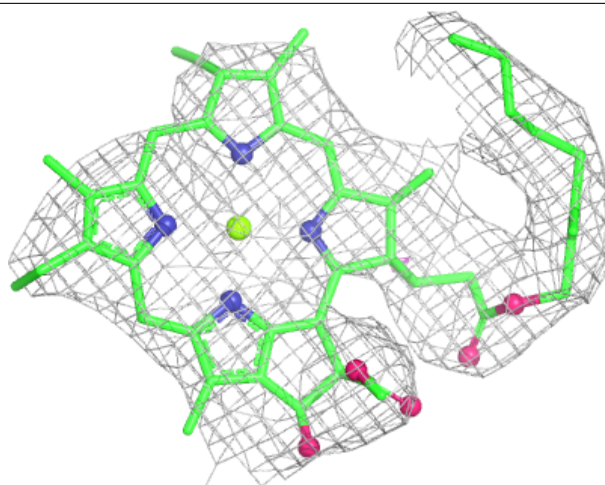
Electron density around CLA B 821:

$2mF_o-DF_c$ (at 0.7 rmsd) in gray
 mF_o-DF_c (at 3 rmsd) in purple (negative)
and green (positive)



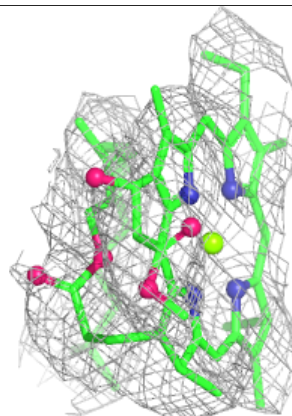
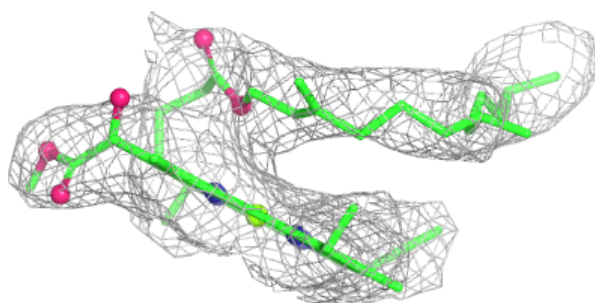
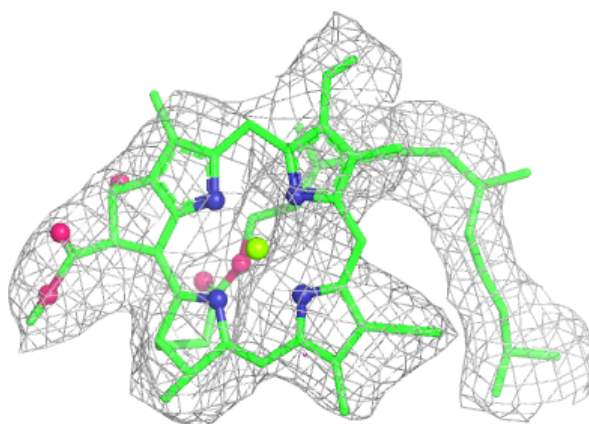
Electron density around CLA B 822:

$2mF_o-DF_c$ (at 0.7 rmsd) in gray
 mF_o-DF_c (at 3 rmsd) in purple (negative)
and green (positive)



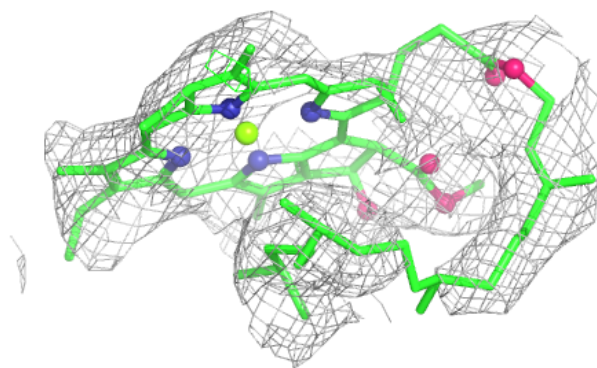
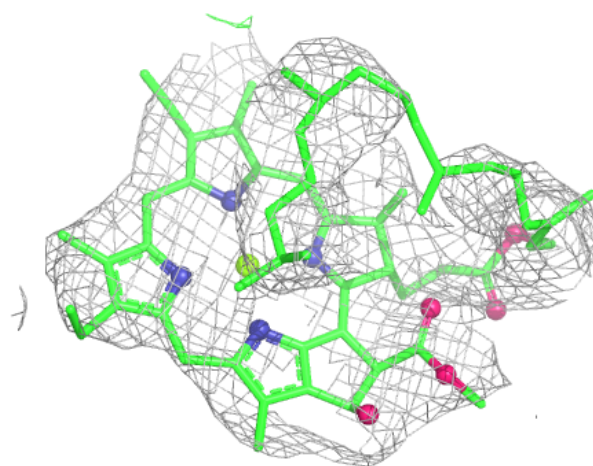
Electron density around CLA I 102:

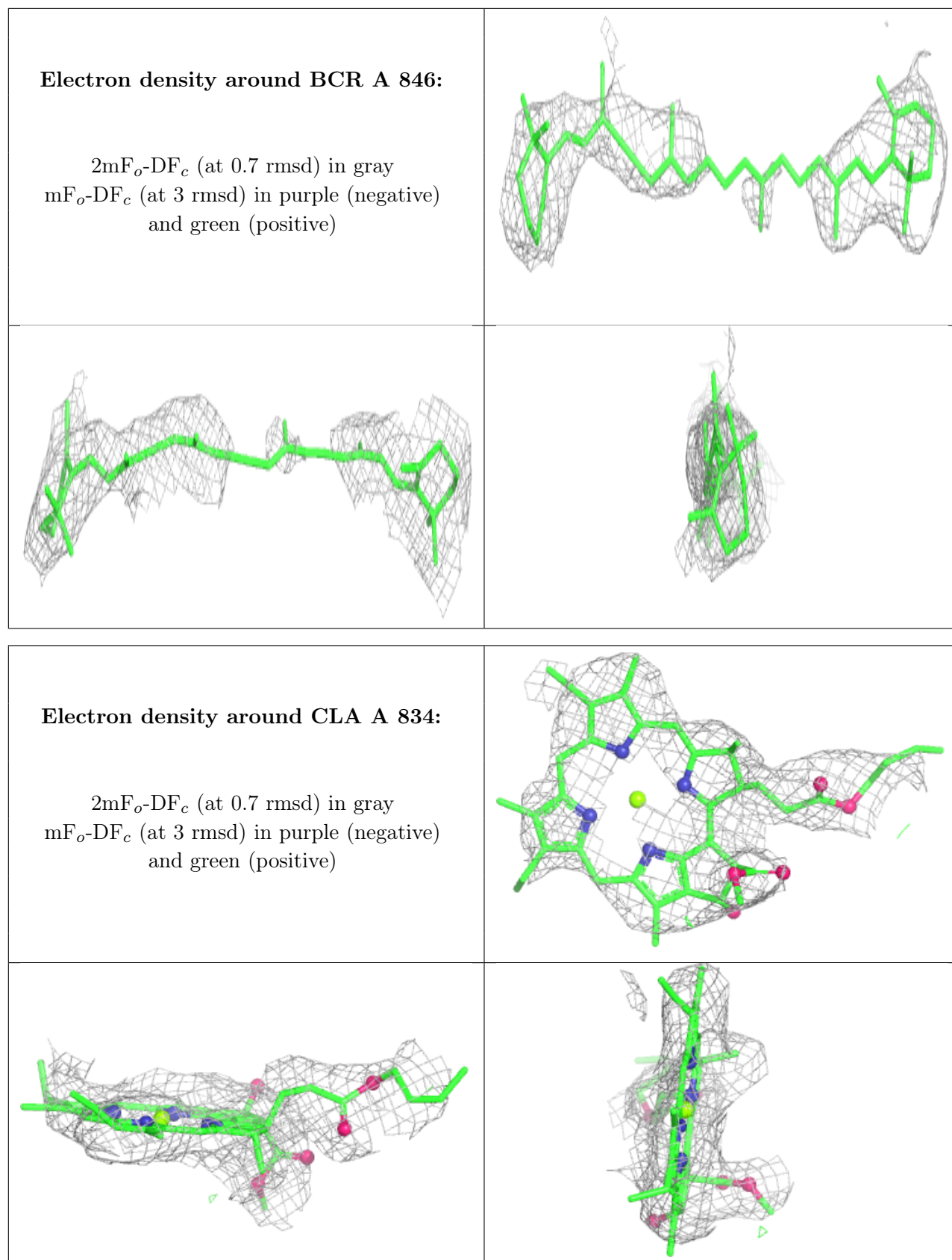
$2mF_o-DF_c$ (at 0.7 rmsd) in gray
 mF_o-DF_c (at 3 rmsd) in purple (negative)
and green (positive)



Electron density around CLA B 806:

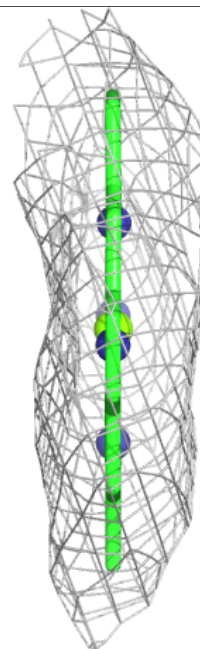
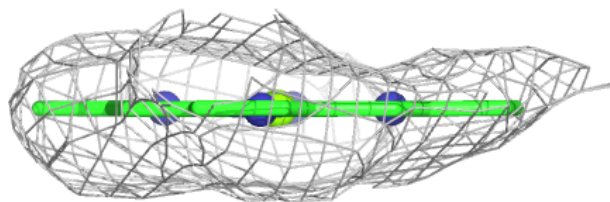
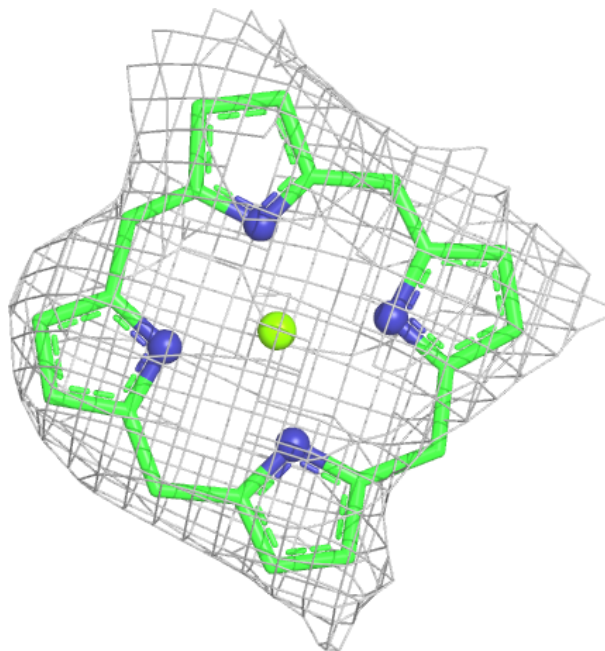
$2mF_o-DF_c$ (at 0.7 rmsd) in gray
 mF_o-DF_c (at 3 rmsd) in purple (negative)
and green (positive)





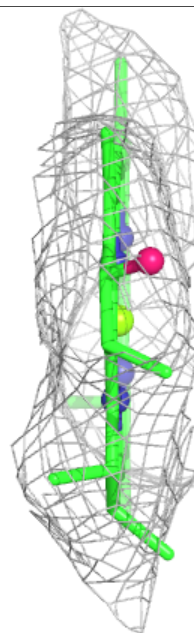
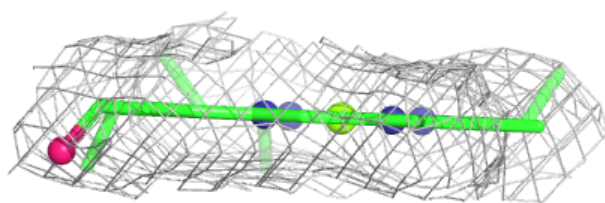
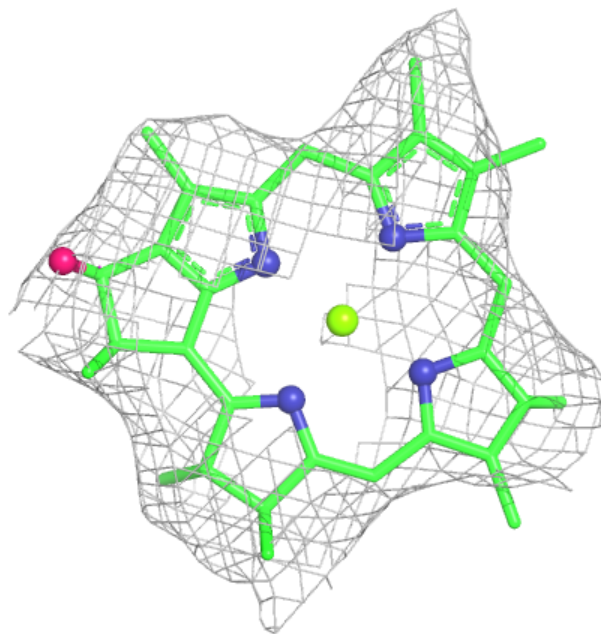
Electron density around CLA 1 208:

$2mF_o-DF_c$ (at 0.7 rmsd) in gray
 mF_o-DF_c (at 3 rmsd) in purple (negative)
and green (positive)



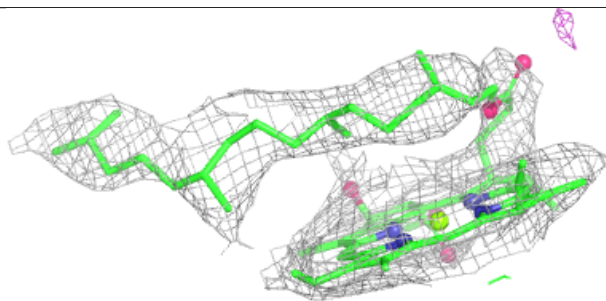
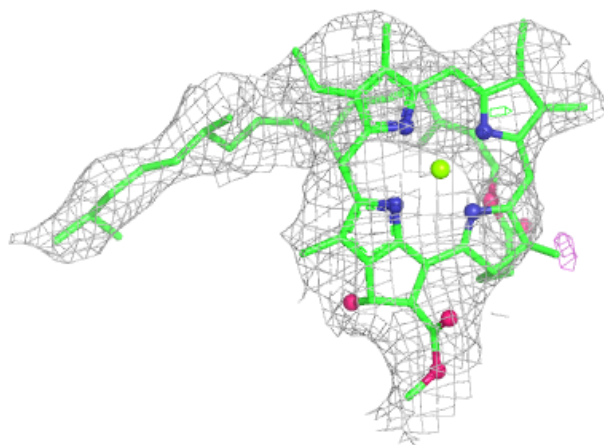
Electron density around CLA 1 209:

$2mF_o-DF_c$ (at 0.7 rmsd) in gray
 mF_o-DF_c (at 3 rmsd) in purple (negative)
and green (positive)



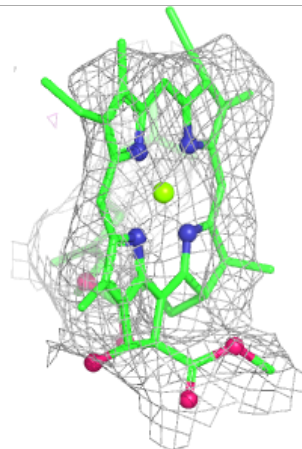
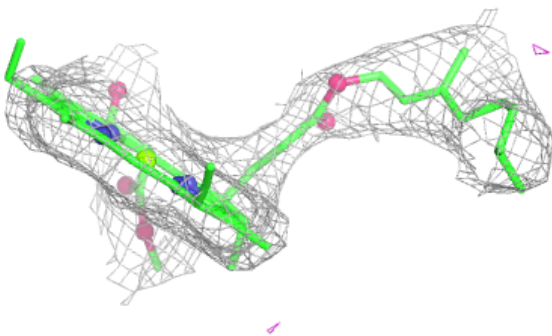
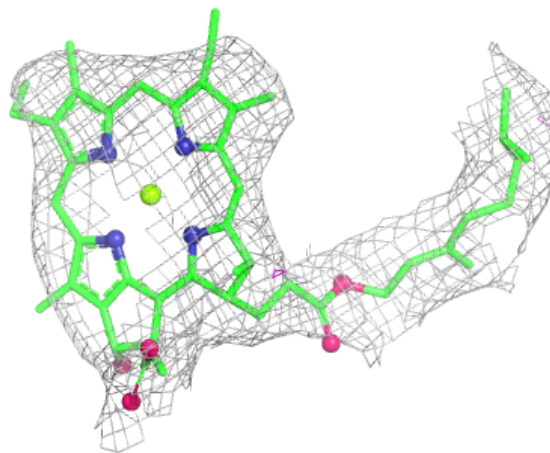
Electron density around CLA B 825:

$2mF_o-DF_c$ (at 0.7 rmsd) in gray
 mF_o-DF_c (at 3 rmsd) in purple (negative)
and green (positive)



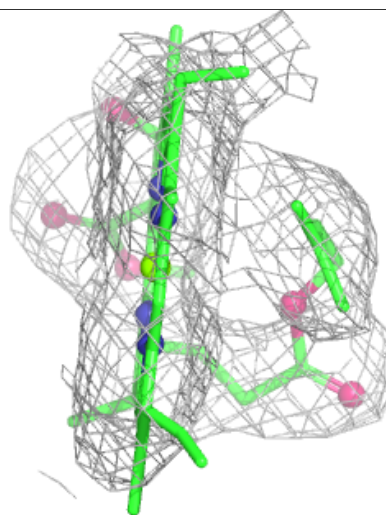
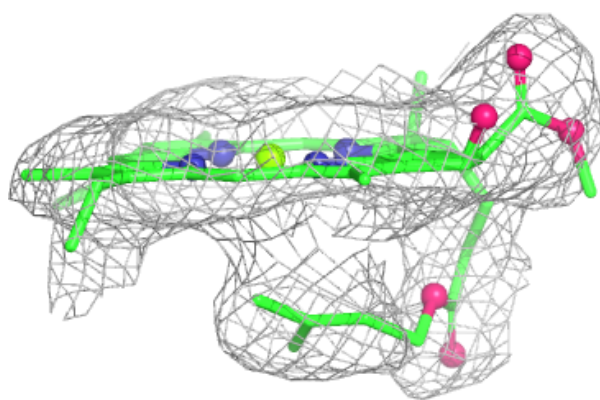
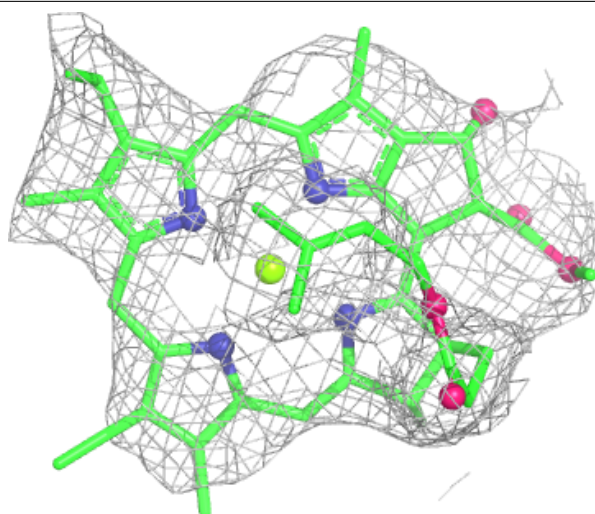
Electron density around CLA A 831:

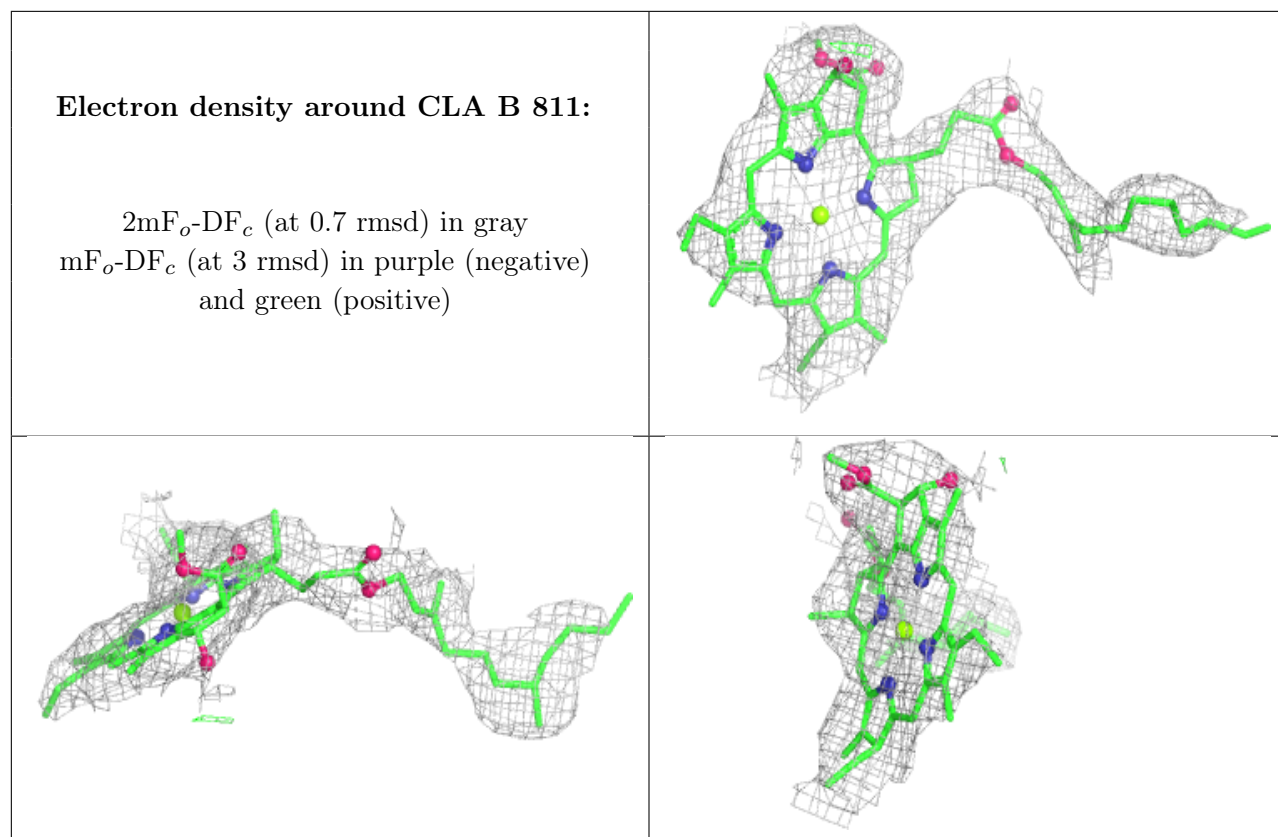
$2mF_o-DF_c$ (at 0.7 rmsd) in gray
 mF_o-DF_c (at 3 rmsd) in purple (negative)
and green (positive)



Electron density around CLA B 828:

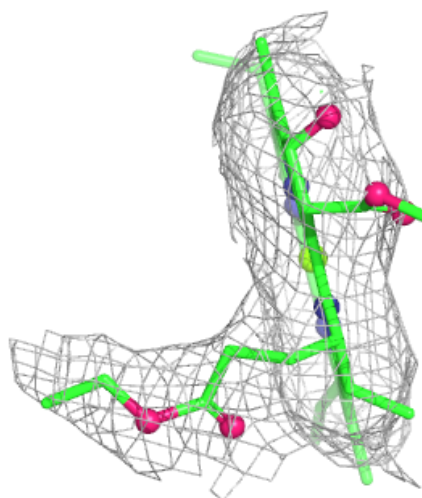
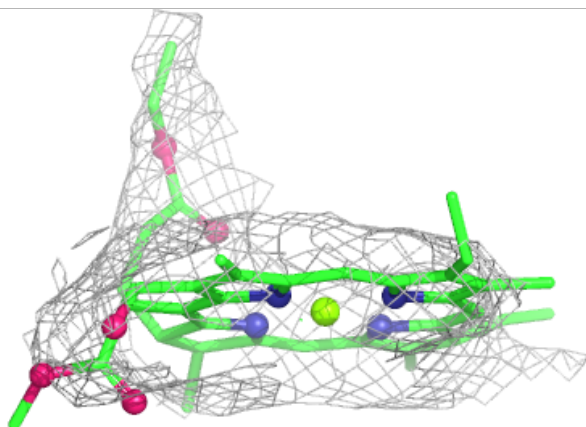
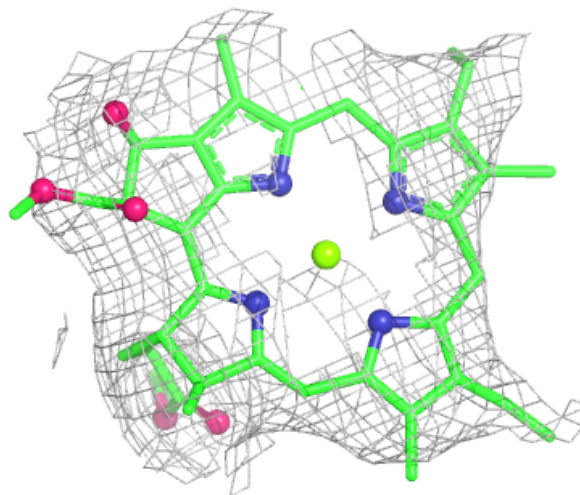
$2mF_o-DF_c$ (at 0.7 rmsd) in gray
 mF_o-DF_c (at 3 rmsd) in purple (negative)
and green (positive)





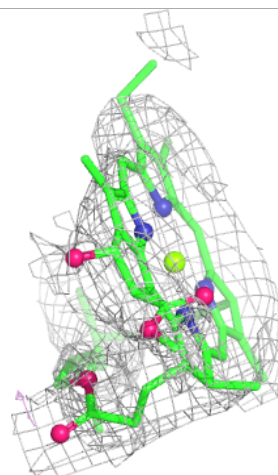
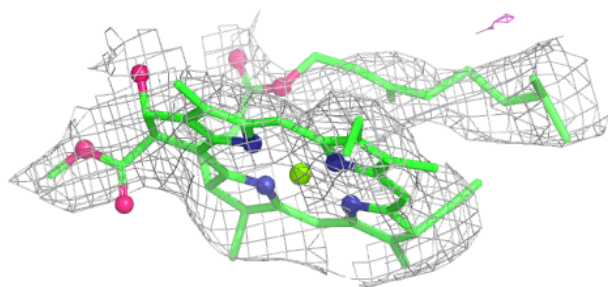
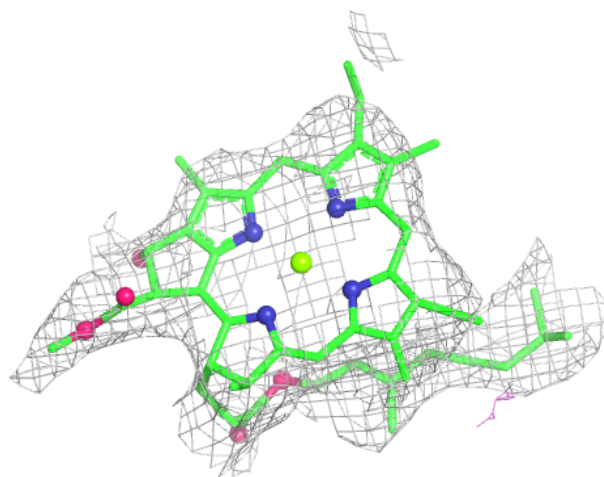
Electron density around CLA B 837:

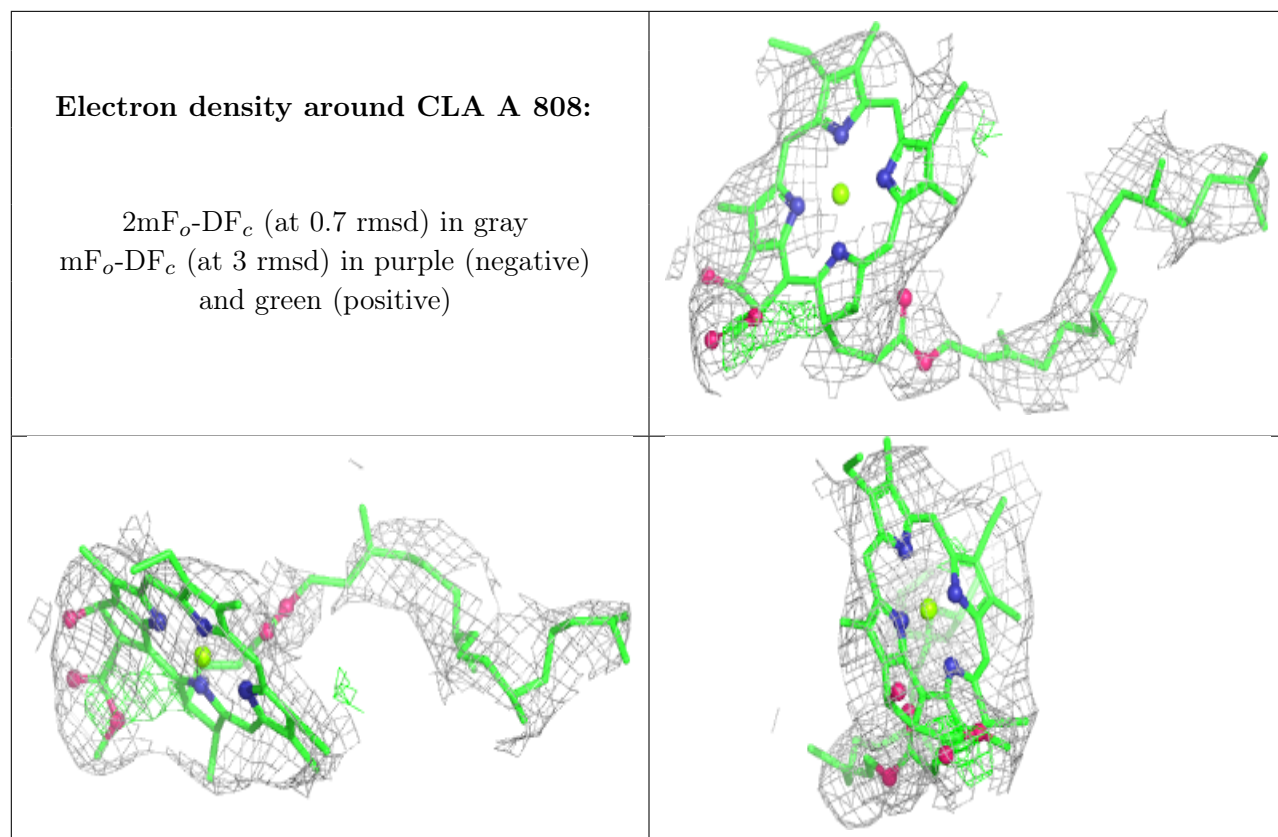
$2mF_o-DF_c$ (at 0.7 rmsd) in gray
 mF_o-DF_c (at 3 rmsd) in purple (negative)
and green (positive)



Electron density around CLA B 820:

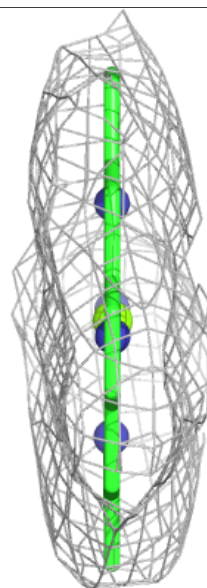
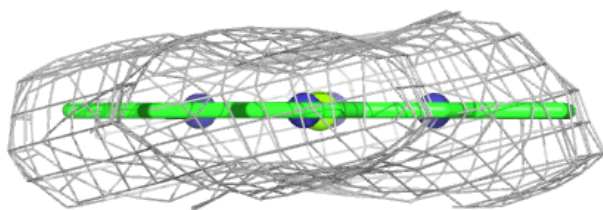
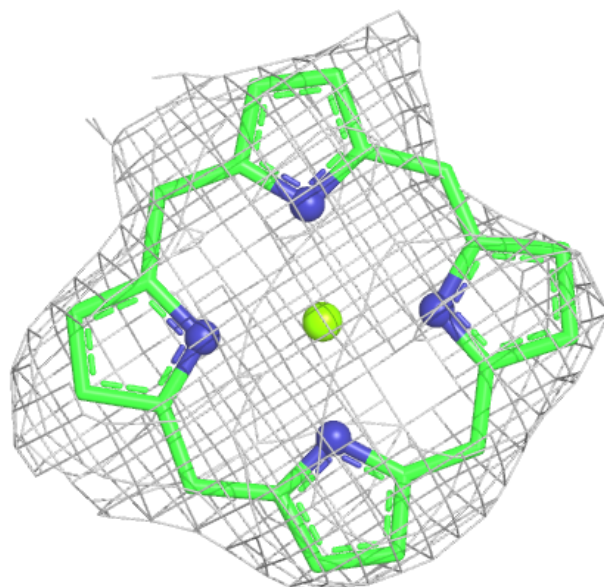
$2mF_o-DF_c$ (at 0.7 rmsd) in gray
 mF_o-DF_c (at 3 rmsd) in purple (negative)
and green (positive)





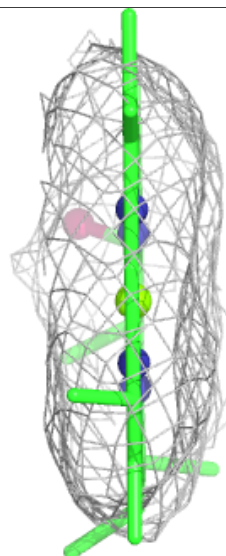
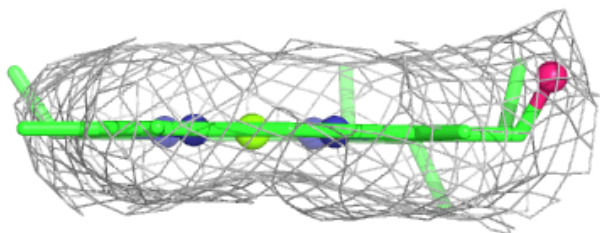
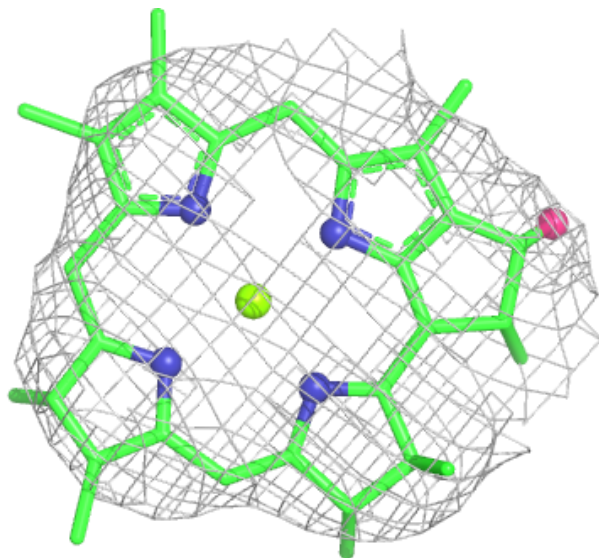
Electron density around CLA 4 313:

$2mF_o-DF_c$ (at 0.7 rmsd) in gray
 mF_o-DF_c (at 3 rmsd) in purple (negative)
and green (positive)



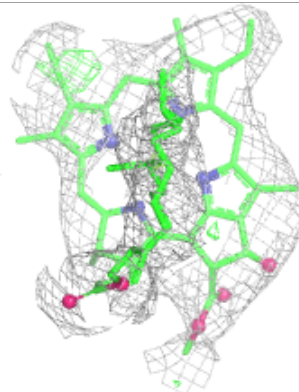
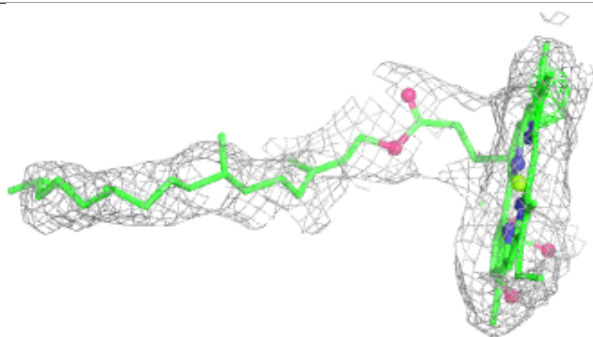
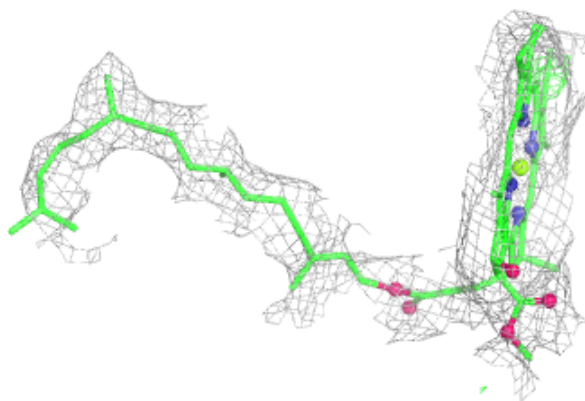
Electron density around CLA 4 303:

$2mF_o-DF_c$ (at 0.7 rmsd) in gray
 mF_o-DF_c (at 3 rmsd) in purple (negative)
and green (positive)

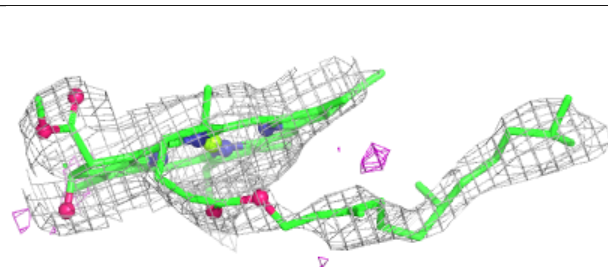
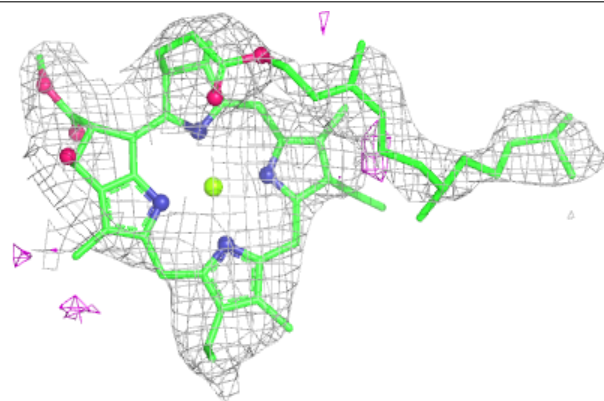


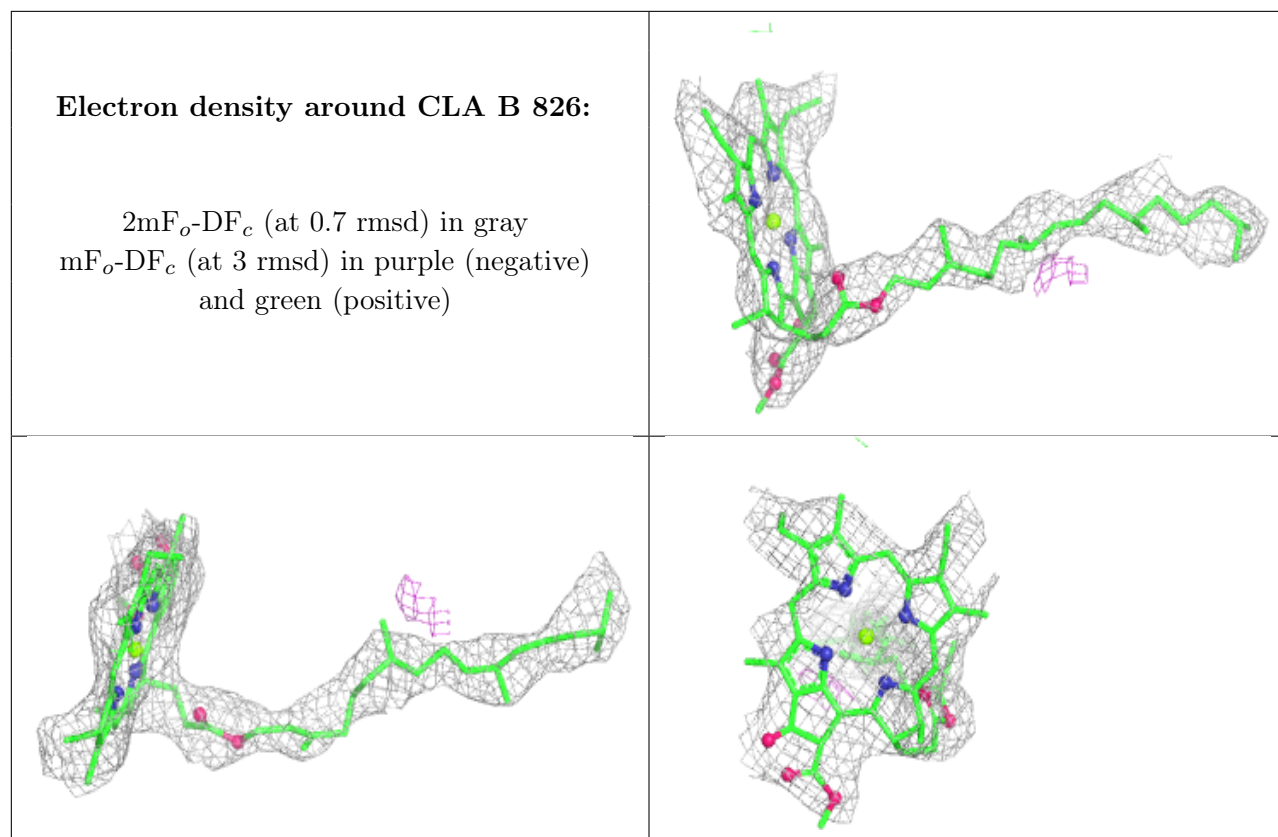
Electron density around CLA B 839:

$2mF_o-DF_c$ (at 0.7 rmsd) in gray
 mF_o-DF_c (at 3 rmsd) in purple (negative)
and green (positive)

**Electron density around CLA B 816:**

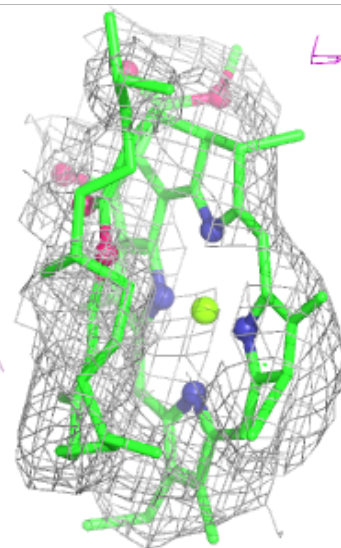
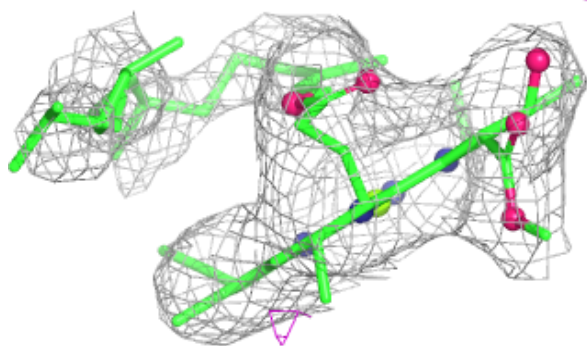
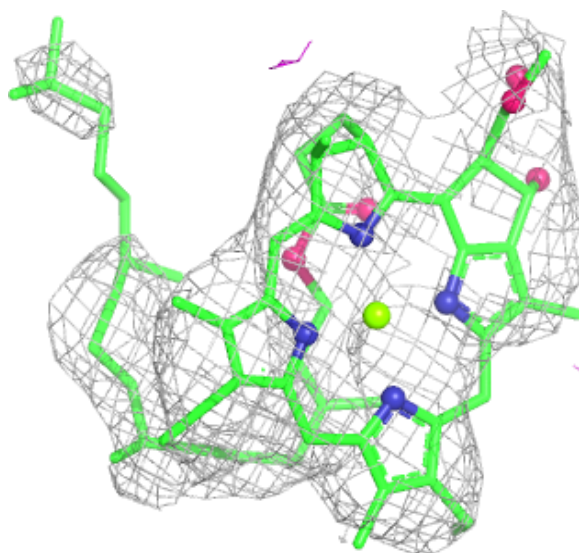
$2mF_o-DF_c$ (at 0.7 rmsd) in gray
 mF_o-DF_c (at 3 rmsd) in purple (negative)
and green (positive)





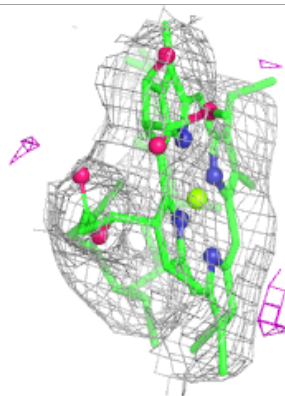
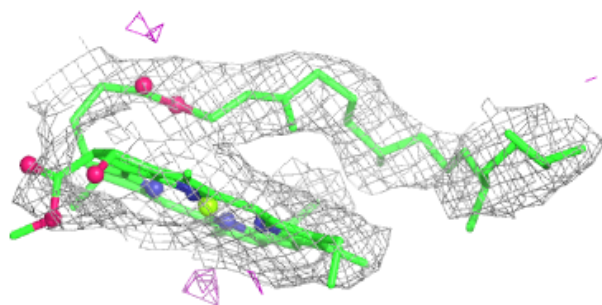
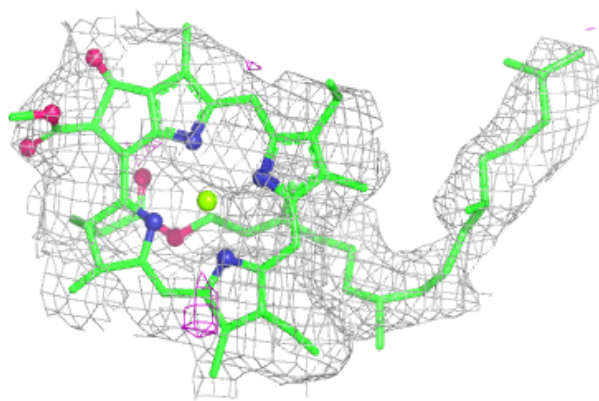
Electron density around CLA B 807:

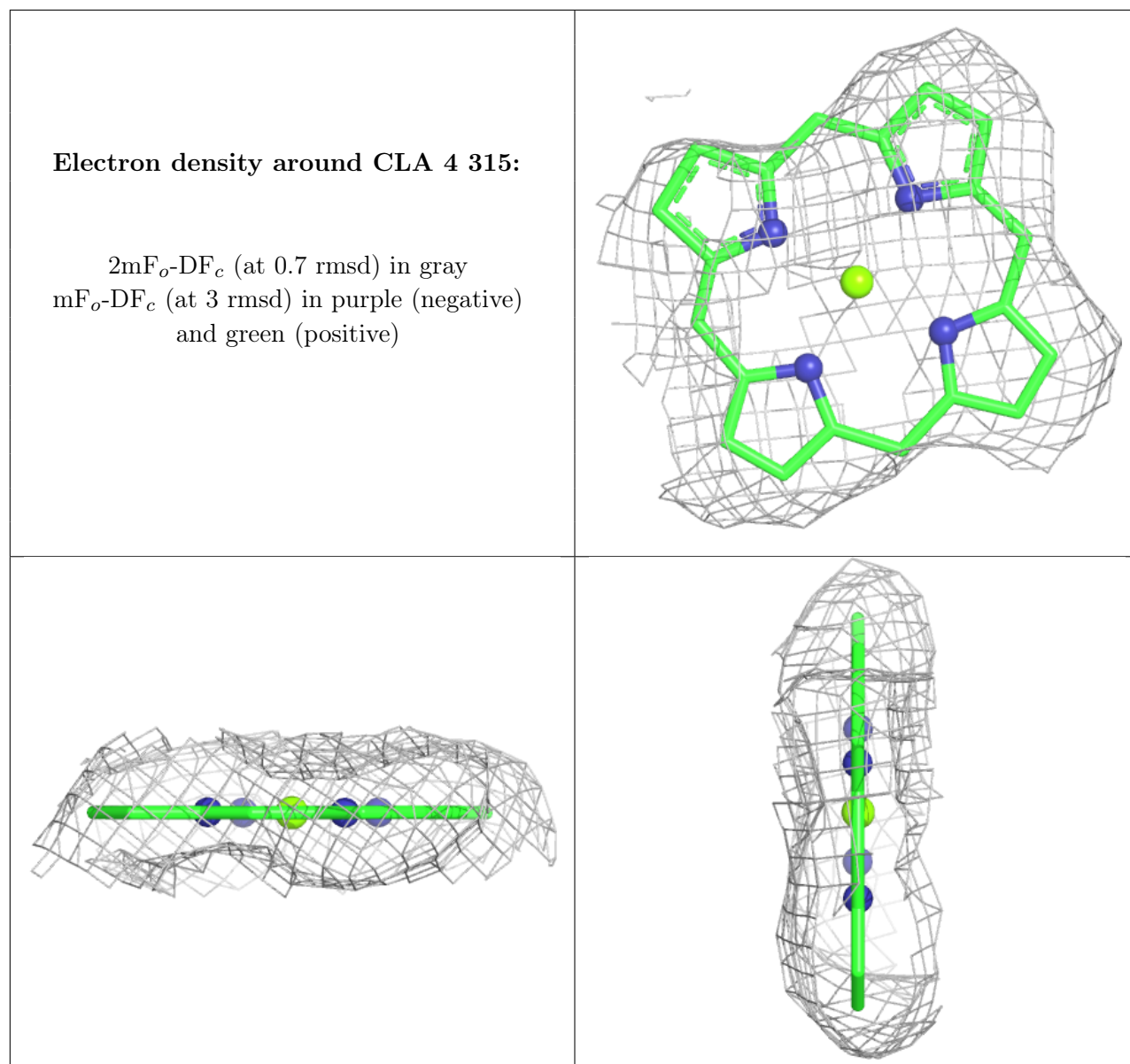
$2mF_o-DF_c$ (at 0.7 rmsd) in gray
 mF_o-DF_c (at 3 rmsd) in purple (negative)
and green (positive)



Electron density around CLA B 836:

$2mF_o-DF_c$ (at 0.7 rmsd) in gray
 mF_o-DF_c (at 3 rmsd) in purple (negative)
and green (positive)





6.5 Other polymers [i](#)

There are no such residues in this entry.