



Full wwPDB X-ray Structure Validation Report ⓘ

Jun 17, 2024 – 03:22 AM EDT

PDB ID : 2WSF
Title : Improved Model of Plant Photosystem I
Authors : Amunts, A.; Toporik, H.; Borovikov, A.; Nelson, N.
Deposited on : 2009-09-05
Resolution : 3.48 Å(reported)

This is a Full wwPDB X-ray Structure Validation Report for a publicly released PDB entry.

We welcome your comments at validation@mail.wwpdb.org

A user guide is available at

<https://www.wwpdb.org/validation/2017/XrayValidationReportHelp>

with specific help available everywhere you see the ⓘ symbol.

The types of validation reports are described at

<http://www.wwpdb.org/validation/2017/FAQs#types>.

The following versions of software and data (see [references ⓘ](#)) were used in the production of this report:

MolProbity : 4.02b-467
Mogul : 2022.3.0, CSD as543be (2022)
Xtriage (Phenix) : 1.20.1
EDS : 2.37.1
buster-report : 1.1.7 (2018)
Percentile statistics : 20191225.v01 (using entries in the PDB archive December 25th 2019)
Refmac : 5.8.0158
CCP4 : 7.0.044 (Gargrove)
Ideal geometry (proteins) : Engh & Huber (2001)
Ideal geometry (DNA, RNA) : Parkinson et al. (1996)
Validation Pipeline (wwPDB-VP) : 2.37.1

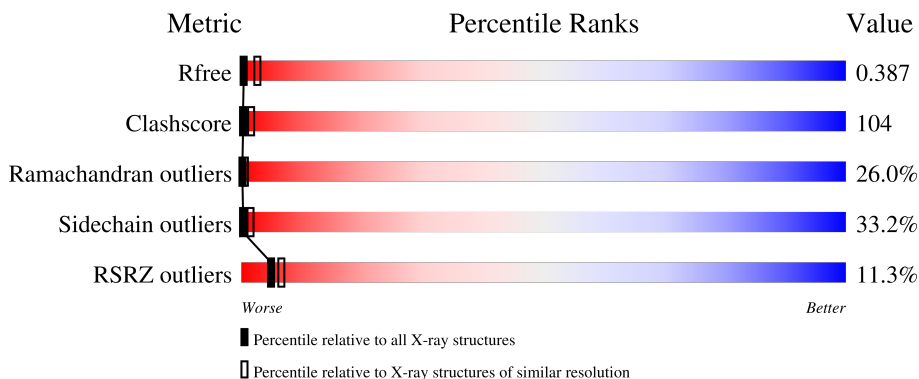
1 Overall quality at a glance

The following experimental techniques were used to determine the structure:

X-RAY DIFFRACTION

The reported resolution of this entry is 3.48 Å.

Percentile scores (ranging between 0-100) for global validation metrics of the entry are shown in the following graphic. The table shows the number of entries on which the scores are based.



Metric	Whole archive (#Entries)	Similar resolution (#Entries, resolution range(Å))
R_{free}	130704	1379 (3.56-3.40)
Clashscore	141614	1461 (3.56-3.40)
Ramachandran outliers	138981	1424 (3.56-3.40)
Sidechain outliers	138945	1425 (3.56-3.40)
RSRZ outliers	127900	1289 (3.56-3.40)

The table below summarises the geometric issues observed across the polymeric chains and their fit to the electron density. The red, orange, yellow and green segments of the lower bar indicate the fraction of residues that contain outliers for ≥ 3 , 2, 1 and 0 types of geometric quality criteria respectively. A grey segment represents the fraction of residues that are not modelled. The numeric value for each fraction is indicated below the corresponding segment, with a dot representing fractions $\leq 5\%$. The upper red bar (where present) indicates the fraction of residues that have poor fit to the electron density. The numeric value is given above the bar.

Mol	Chain	Length	Quality of chain
1	1	241	
2	2	269	
3	3	276	
4	4	251	
5	A	758	


Continued on next page...

Continued from previous page...

Mol	Chain	Length	Quality of chain
6	B	734	
7	C	81	
8	D	212	
9	E	143	
10	F	231	
11	G	167	
12	H	144	
13	I	40	
14	J	44	
15	K	131	
16	L	216	
17	N	170	
18	R	53	
19	M	2	
19	O	2	
19	P	2	
19	Q	2	
19	S	2	
19	T	2	
19	U	2	
19	V	2	
19	W	2	
19	X	2	
19	Y	2	
19	Z	2	

Continued on next page...

Continued from previous page...

Mol	Chain	Length	Quality of chain
19	a	2	

The following table lists non-polymeric compounds, carbohydrate monomers and non-standard residues in protein, DNA, RNA chains that are outliers for geometric or electron-density-fit criteria:

Mol	Type	Chain	Res	Chirality	Geometry	Clashes	Electron density
19	FRU	M	2	X	-	-	-
19	GLC	O	1	-	-	X	-
19	FRU	O	2	X	-	-	X
19	GLC	P	1	-	-	X	-
19	FRU	P	2	X	-	X	-
19	FRU	Q	2	X	-	X	-
19	FRU	S	2	X	-	-	-
19	FRU	T	2	X	-	-	-
19	FRU	U	2	X	-	-	-
19	FRU	V	2	X	-	-	-
19	FRU	W	2	X	-	-	-
19	GLC	X	1	-	-	-	X
19	FRU	X	2	X	-	-	X
19	GLC	Y	1	-	-	X	-
19	FRU	Y	2	X	-	X	-
19	FRU	Z	2	X	-	X	-
19	FRU	a	2	X	-	-	-
20	CLA	1	201	X	-	-	-
20	CLA	1	202	X	-	-	-
20	CLA	1	203	X	-	-	-
20	CLA	1	204	X	-	-	-
20	CLA	1	205	X	-	-	-
20	CLA	1	206	X	-	-	-
20	CLA	1	207	X	-	-	-
20	CLA	1	208	X	-	-	-
20	CLA	1	209	X	-	-	-
20	CLA	1	210	X	-	-	-
20	CLA	1	211	X	-	-	X
20	CLA	1	212	X	-	-	-
20	CLA	1	213	X	-	-	-
20	CLA	1	214	X	-	-	-
20	CLA	1	215	X	-	-	-
20	CLA	2	301	X	-	-	X
20	CLA	2	302	X	-	-	-
20	CLA	2	303	X	-	X	-

Continued on next page...

Continued from previous page...

Mol	Type	Chain	Res	Chirality	Geometry	Clashes	Electron density
20	CLA	2	304	X	-	-	X
20	CLA	2	305	X	-	-	-
20	CLA	2	306	X	-	-	-
20	CLA	2	307	X	-	X	-
20	CLA	2	308	X	-	-	-
20	CLA	2	309	X	-	-	-
20	CLA	2	310	X	-	X	-
20	CLA	2	311	X	-	-	-
20	CLA	2	312	X	-	-	-
20	CLA	2	315	X	-	-	-
20	CLA	2	316	X	-	-	-
20	CLA	2	317	X	-	-	-
20	CLA	3	301	X	-	-	-
20	CLA	3	302	X	-	-	X
20	CLA	3	303	X	-	-	-
20	CLA	3	304	X	-	-	-
20	CLA	3	305	X	-	-	-
20	CLA	3	306	X	-	-	-
20	CLA	3	307	X	-	-	-
20	CLA	3	308	X	-	-	-
20	CLA	3	309	X	-	-	-
20	CLA	3	310	X	-	-	-
20	CLA	3	311	X	-	-	X
20	CLA	3	313	X	-	-	X
20	CLA	3	314	X	-	-	X
20	CLA	3	315	X	-	-	-
20	CLA	3	316	X	-	-	X
20	CLA	3	317	X	-	-	-
20	CLA	3	318	X	-	-	-
20	CLA	4	301	X	-	X	-
20	CLA	4	302	X	-	-	-
20	CLA	4	303	X	-	-	-
20	CLA	4	304	X	-	X	-
20	CLA	4	305	X	-	-	X
20	CLA	4	306	X	-	-	-
20	CLA	4	307	X	-	-	-
20	CLA	4	308	X	-	-	-
20	CLA	4	309	X	-	-	-
20	CLA	4	310	X	-	X	-
20	CLA	4	311	X	-	-	-
20	CLA	4	312	X	-	-	-
20	CLA	4	313	X	-	-	-

Continued on next page...

Continued from previous page...

Mol	Type	Chain	Res	Chirality	Geometry	Clashes	Electron density
20	CLA	4	314	X	-	-	-
20	CLA	4	315	X	-	-	-
20	CLA	4	317	X	-	-	X
20	CLA	4	318	X	-	-	-
20	CLA	A	801	X	-	-	-
20	CLA	A	802	X	-	-	X
20	CLA	A	803	X	-	-	-
20	CLA	A	804	X	-	X	-
20	CLA	A	805	X	-	-	-
20	CLA	A	806	X	-	-	-
20	CLA	A	807	X	-	X	-
20	CLA	A	808	X	-	X	-
20	CLA	A	809	X	-	X	-
20	CLA	A	810	X	-	-	-
20	CLA	A	811	X	-	X	X
20	CLA	A	812	X	-	-	-
20	CLA	A	813	X	-	X	-
20	CLA	A	814	X	-	-	-
20	CLA	A	815	X	-	-	-
20	CLA	A	816	X	-	X	-
20	CLA	A	817	X	-	-	-
20	CLA	A	818	X	-	X	-
20	CLA	A	819	X	-	X	-
20	CLA	A	820	X	-	-	-
20	CLA	A	821	X	-	-	-
20	CLA	A	822	X	-	-	-
20	CLA	A	823	X	-	-	-
20	CLA	A	824	X	-	X	-
20	CLA	A	825	X	-	X	-
20	CLA	A	826	X	-	X	-
20	CLA	A	827	X	-	-	-
20	CLA	A	828	X	-	-	-
20	CLA	A	829	X	-	-	-
20	CLA	A	830	X	-	X	-
20	CLA	A	831	X	-	X	-
20	CLA	A	832	X	-	-	-
20	CLA	A	833	X	-	-	-
20	CLA	A	834	X	-	-	-
20	CLA	A	835	X	-	-	-
20	CLA	A	836	X	-	-	-
20	CLA	A	837	X	-	-	-
20	CLA	A	838	X	-	X	-

Continued on next page...

Continued from previous page...

Mol	Type	Chain	Res	Chirality	Geometry	Clashes	Electron density
20	CLA	A	839	X	-	X	-
20	CLA	A	840	X	-	-	-
20	CLA	A	841	X	-	-	-
20	CLA	A	849	X	-	X	-
20	CLA	A	850	X	-	X	-
20	CLA	A	851	X	-	X	-
20	CLA	B	802	X	-	-	-
20	CLA	B	803	X	-	X	-
20	CLA	B	806	X	-	X	-
20	CLA	B	807	X	-	-	-
20	CLA	B	808	X	-	X	-
20	CLA	B	809	X	-	X	-
20	CLA	B	810	X	-	-	-
20	CLA	B	811	X	-	-	-
20	CLA	B	812	X	-	-	-
20	CLA	B	813	X	-	-	-
20	CLA	B	814	X	-	X	-
20	CLA	B	815	X	-	-	-
20	CLA	B	816	X	-	-	-
20	CLA	B	817	X	-	-	X
20	CLA	B	818	X	-	-	-
20	CLA	B	819	X	-	-	-
20	CLA	B	820	X	-	-	-
20	CLA	B	821	X	-	-	-
20	CLA	B	822	X	-	-	-
20	CLA	B	823	X	-	-	-
20	CLA	B	824	X	-	X	-
20	CLA	B	825	X	-	X	-
20	CLA	B	826	X	-	X	-
20	CLA	B	827	X	-	X	-
20	CLA	B	828	X	-	-	-
20	CLA	B	829	X	-	X	-
20	CLA	B	830	X	-	X	-
20	CLA	B	831	X	-	-	-
20	CLA	B	832	X	-	X	-
20	CLA	B	833	X	-	-	-
20	CLA	B	834	X	-	X	-
20	CLA	B	835	X	-	X	-
20	CLA	B	836	X	-	-	-
20	CLA	B	837	X	-	-	-
20	CLA	B	838	X	-	X	-
20	CLA	B	839	X	-	X	-

Continued on next page...

Continued from previous page...

Mol	Type	Chain	Res	Chirality	Geometry	Clashes	Electron density
20	CLA	B	840	X	-	-	-
20	CLA	B	841	X	-	-	-
20	CLA	B	842	X	-	-	-
20	CLA	B	850	X	-	-	-
20	CLA	F	201	X	-	X	-
20	CLA	F	205	X	-	-	-
20	CLA	F	206	X	-	-	-
20	CLA	F	207	X	-	-	-
20	CLA	G	105	X	-	-	X
20	CLA	H	101	X	-	-	X
20	CLA	H	102	X	-	-	-
20	CLA	H	111	X	-	X	-
20	CLA	H	112	X	-	-	-
20	CLA	I	102	X	-	-	-
20	CLA	J	101	X	-	-	-
20	CLA	J	103	X	-	-	-
20	CLA	K	101	X	-	-	-
20	CLA	K	102	X	-	X	-
20	CLA	K	103	X	-	-	-
20	CLA	K	104	X	-	-	-
20	CLA	L	201	X	-	X	-
20	CLA	L	202	X	-	-	X
20	CLA	L	203	X	-	X	-
20	CLA	L	204	X	-	-	X
20	CLA	L	208	X	-	-	-
20	CLA	L	209	X	-	X	-
20	CLA	L	210	X	-	-	-
20	CLA	R	107	X	-	-	-
20	CLA	R	108	X	-	-	-
21	LMU	2	313	-	-	X	-
21	LMU	A	852	-	-	-	X
21	LMU	A	853	-	-	X	-
21	LMU	G	101	-	-	X	-
21	LMU	K	107	-	-	X	-
22	BCR	2	318	-	-	-	X
22	BCR	A	843	-	-	X	X
22	BCR	A	844	-	-	X	-
22	BCR	A	845	-	-	X	-
22	BCR	B	801	-	-	X	-
22	BCR	B	846	-	-	X	-
22	BCR	B	847	-	-	X	-
22	BCR	F	203	-	-	X	-

Continued on next page...

Continued from previous page...

Mol	Type	Chain	Res	Chirality	Geometry	Clashes	Electron density
22	BCR	F	204	-	-	X	-
22	BCR	G	104	-	-	-	X
22	BCR	I	103	-	-	X	X
22	BCR	J	102	-	-	X	-
22	BCR	L	211	-	-	X	X
23	PQN	A	842	X	-	-	-
23	PQN	B	843	X	-	X	-
24	SF4	A	856	-	-	X	-
24	SF4	C	102	-	-	X	-

2 Entry composition

There are 26 unique types of molecules in this entry. The entry contains 36033 atoms, of which 0 are hydrogens and 0 are deuteriums.

In the tables below, the ZeroOcc column contains the number of atoms modelled with zero occupancy, the AltConf column contains the number of residues with at least one atom in alternate conformation and the Trace column contains the number of residues modelled with at most 2 atoms.

- Molecule 1 is a protein called AT3G54890.

Mol	Chain	Residues	Atoms					ZeroOcc	AltConf	Trace
			Total	C	N	O	S			
1	1	165	1264	822	208	230	4	0	0	0

There are 2 discrepancies between the modelled and reference sequences:

Chain	Residue	Modelled	Actual	Comment	Reference
1	-33	ILE	LYS	conflict	UNP Q9C5R7
1	-1	ARG	LYS	conflict	UNP Q9C5R7

- Molecule 2 is a protein called TYPE II CHLOROPHYLL A/B BINDING PROTEIN FROM PHOTOSYSTEM I.

Mol	Chain	Residues	Atoms					ZeroOcc	AltConf	Trace
			Total	C	N	O	S			
2	2	176	1374	899	226	245	4	0	0	0

There are 2 discrepancies between the modelled and reference sequences:

Chain	Residue	Modelled	Actual	Comment	Reference
2	195	ALA	-	insertion	UNP Q41038
2	?	-	GLY	deletion	UNP Q41038

- Molecule 3 is a protein called LHCA3.

Mol	Chain	Residues	Atoms					ZeroOcc	AltConf	Trace
			Total	C	N	O	S			
3	3	153	1186	781	193	207	5	0	0	0

- Molecule 4 is a protein called CHLOROPHYLL A-B BINDING PROTEIN P4, CHLOROPLASTIC.

Mol	Chain	Residues	Atoms					ZeroOcc	AltConf	Trace
			Total	C	N	O	S			
4	4	166	1319	861	219	236	3	0	0	0

There is a discrepancy between the modelled and reference sequences:

Chain	Residue	Modelled	Actual	Comment	Reference
4	?	-	ALA	deletion	UNP Q9SQL2

- Molecule 5 is a protein called PHOTOSYSTEM I P700 CHLOROPHYLL A APOPROTEIN A1.

Mol	Chain	Residues	Atoms					ZeroOcc	AltConf	Trace
			Total	C	N	O	S			
5	A	730	5745	3766	974	987	18	0	0	0

- Molecule 6 is a protein called PHOTOSYSTEM I P700 CHLOROPHYLL A APOPROTEIN A2.

Mol	Chain	Residues	Atoms					ZeroOcc	AltConf	Trace
			Total	C	N	O	S			
6	B	733	5848	3843	997	995	13	0	0	0

- Molecule 7 is a protein called PHOTOSYSTEM I IRON-SULFUR CENTER.

Mol	Chain	Residues	Atoms					ZeroOcc	AltConf	Trace
			Total	C	N	O	S			
7	C	81	619	384	108	115	12	0	0	0

- Molecule 8 is a protein called PHOTOSYSTEM I REACTION CENTER SUBUNIT II, CHLOROPLASTIC.

Mol	Chain	Residues	Atoms					ZeroOcc	AltConf	Trace
			Total	C	N	O	S			
8	D	138	1095	704	189	198	4	0	0	0

There are 8 discrepancies between the modelled and reference sequences:

Chain	Residue	Modelled	Actual	Comment	Reference
D	-52	GLY	ALA	conflict	UNP P12353
D	-50	PRO	GLN	conflict	UNP P12353
D	-44	ARG	PRO	conflict	UNP P12353
D	-34	GLU	ASP	conflict	UNP P12353
D	-11	LEU	HIS	conflict	UNP P12353

Continued on next page...

Continued from previous page...

Chain	Residue	Modelled	Actual	Comment	Reference
D	-9	THR	SER	conflict	UNP P12353
D	12	THR	PRO	conflict	UNP P12353
D	14	ALA	GLY	conflict	UNP P12353

- Molecule 9 is a protein called PHOTOSYSTEM I REACTION CENTER SUBUNIT IV A, CHLOROPLASTIC.

Mol	Chain	Residues	Atoms				ZeroOcc	AltConf	Trace
			Total	C	N	O			
9	E	65	520	332	93	95	0	0	0

- Molecule 10 is a protein called PHOTOSYSTEM I REACTION CENTER SUBUNIT III, CHLOROPLASTIC.

Mol	Chain	Residues	Atoms					ZeroOcc	AltConf	Trace
			Total	C	N	O	S			
10	F	154	1221	794	207	217	3	0	0	0

- Molecule 11 is a protein called PHOTOSYSTEM I REACTION CENTER SUBUNIT V, CHLOROPLASTIC.

Mol	Chain	Residues	Atoms					ZeroOcc	AltConf	Trace
			Total	C	N	O	S			
11	G	95	740	481	120	137	2	0	0	0

- Molecule 12 is a protein called PHOTOSYSTEM I REACTION CENTER SUBUNIT VI, CHLOROPLASTIC.

Mol	Chain	Residues	Atoms				ZeroOcc	AltConf	Trace
			Total	C	N	O			
12	H	69	529	344	82	103	0	0	0

- Molecule 13 is a protein called PHOTOSYSTEM I REACTION CENTER SUBUNIT VIII.

Mol	Chain	Residues	Atoms					ZeroOcc	AltConf	Trace
			Total	C	N	O	S			
13	I	30	229	158	34	35	2	0	0	0

- Molecule 14 is a protein called PHOTOSYSTEM I REACTION CENTER SUBUNIT IX.

Mol	Chain	Residues	Atoms					ZeroOcc	AltConf	Trace
14	J	42	Total	C	N	O	S	0	0	0
			338	230	51	56	1			

- Molecule 15 is a protein called PHOTOSYSTEM I REACTION CENTER SUBUNIT PSAK, CHLOROPLASTIC.

Mol	Chain	Residues	Atoms					ZeroOcc	AltConf	Trace
15	K	84	Total	C	N	O	S	0	0	0
			593	374	102	113	4			

- Molecule 16 is a protein called PHOTOSYSTEM I REACTION CENTER SUBUNIT XI, CHLOROPLASTIC.

Mol	Chain	Residues	Atoms					ZeroOcc	AltConf	Trace
16	L	162	Total	C	N	O	S	0	0	0
			1215	800	194	216	5			

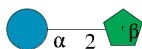
- Molecule 17 is a protein called PHOTOSYSTEM I-N SUBUNIT.

Mol	Chain	Residues	Atoms					ZeroOcc	AltConf	Trace
17	N	85	Total	C	N	O	S	0	0	0
			685	436	113	132	4			

- Molecule 18 is a protein called PHOTOSYSTEM I-N SUBUNIT.

Mol	Chain	Residues	Atoms				ZeroOcc	AltConf	Trace
18	R	53	Total	C	N	O	0	0	0
			265	159	53	53			

- Molecule 19 is an oligosaccharide called beta-D-fructofuranose-(2-1)-alpha-D-glucopyranose.



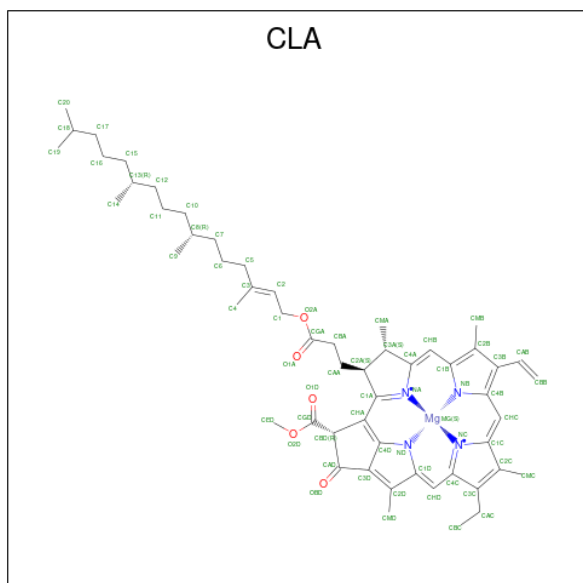
Mol	Chain	Residues	Atoms			ZeroOcc	AltConf	Trace
19	M	2	Total	C	O	0	0	0
			23	12	11			
19	O	2	Total	C	O	0	0	0
			22	12	10			
19	P	2	Total	C	O	0	0	0
			23	12	11			

Continued on next page...

Continued from previous page...

Mol	Chain	Residues	Atoms			ZeroOcc	AltConf	Trace
19	Q	2	Total	C	O	0	0	0
			23	12	11			
19	S	2	Total	C	O	0	0	0
			23	12	11			
19	T	2	Total	C	O	0	0	0
			23	12	11			
19	U	2	Total	C	O	0	0	0
			23	12	11			
19	V	2	Total	C	O	0	0	0
			23	12	11			
19	W	2	Total	C	O	0	0	0
			23	12	11			
19	X	2	Total	C	O	0	0	0
			22	12	10			
19	Y	2	Total	C	O	0	0	0
			23	12	11			
19	Z	2	Total	C	O	0	0	0
			23	12	11			
19	a	2	Total	C	O	0	0	0
			23	12	11			

- Molecule 20 is CHLOROPHYLL A (three-letter code: CLA) (formula: $C_{55}H_{72}MgN_4O_5$).



Mol	Chain	Residues	Atoms				ZeroOcc	AltConf	
20	1	1	Total	C	Mg	N	O	0	0
			46	36	1	4	5		

Continued on next page...

Continued from previous page...

Mol	Chain	Residues	Atoms					ZeroOcc	AltConf
20	1	1	Total	C	Mg	N	O	0	0
			41	33	1	4	3		
20	1	1	Total	C	Mg	N	O	0	0
			47	37	1	4	5		
20	1	1	Total	C	Mg	N	O	0	0
			46	36	1	4	5		
20	1	1	Total	C	Mg	N	O	0	0
			36	30	1	4	1		
20	1	1	Total	C	Mg	N	O	0	0
			61	51	1	4	5		
20	1	1	Total	C	Mg	N	O	0	0
			51	41	1	4	5		
20	1	1	Total	C	Mg	N		0	0
			25	20	1	4			
20	1	1	Total	C	Mg	N		0	0
			25	20	1	4			
20	1	1	Total	C	Mg	N	O	0	0
			36	30	1	4	1		
20	1	1	Total	C	Mg	N	O	0	0
			51	41	1	4	5		
20	1	1	Total	C	Mg	N		0	0
			25	20	1	4			
20	1	1	Total	C	Mg	N	O	0	0
			51	41	1	4	5		
20	1	1	Total	C	Mg	N		0	0
			25	20	1	4			
20	1	1	Total	C	Mg	N	O	0	0
			51	41	1	4	5		
20	2	1	Total	C	Mg	N		0	0
			25	20	1	4			
20	2	1	Total	C	Mg	N	O	0	0
			51	41	1	4	5		
20	2	1	Total	C	Mg	N	O	0	0
			58	48	1	4	5		
20	2	1	Total	C	Mg	N		0	0
			25	20	1	4			
20	2	1	Total	C	Mg	N	O	0	0
			50	40	1	4	5		
20	2	1	Total	C	Mg	N		0	0
			25	20	1	4			
20	2	1	Total	C	Mg	N	O	0	0
			65	55	1	4	5		

Continued on next page...

Continued from previous page...

Mol	Chain	Residues	Atoms				ZeroOcc	AltConf	
20	2	1	Total	C	Mg	N	0	0	
			25	20	1	4			
20	2	1	Total	C	Mg	N	0	0	
			25	20	1	4			
20	2	1	Total	C	Mg	N	O	0	0
			50	40	1	4	5		
20	2	1	Total	C	Mg	N	O	0	0
			50	40	1	4	5		
20	2	1	Total	C	Mg	N	O	0	0
			61	51	1	4	5		
20	2	1	Total	C	Mg	N	O	0	0
			50	40	1	4	5		
20	2	1	Total	C	Mg	N	0	0	
			25	20	1	4			
20	2	1	Total	C	Mg	N	O	0	0
			65	55	1	4	5		
20	3	1	Total	C	Mg	N	O	0	0
			36	30	1	4	1		
20	3	1	Total	C	Mg	N	0	0	
			25	20	1	4			
20	3	1	Total	C	Mg	N	O	0	0
			36	30	1	4	1		
20	3	1	Total	C	Mg	N	0	0	
			25	20	1	4			
20	3	1	Total	C	Mg	N	0	0	
			25	20	1	4			
20	3	1	Total	C	Mg	N	O	0	0
			42	34	1	4	3		
20	3	1	Total	C	Mg	N	0	0	
			25	20	1	4			
20	3	1	Total	C	Mg	N	0	0	
			25	20	1	4			
20	3	1	Total	C	Mg	N	O	0	0
			65	55	1	4	5		
20	3	1	Total	C	Mg	N	O	0	0
			65	55	1	4	5		
20	3	1	Total	C	Mg	N	0	0	
			25	20	1	4			
20	3	1	Total	C	Mg	N	O	0	0
			50	40	1	4	5		

Continued on next page...

Continued from previous page...

Mol	Chain	Residues	Atoms					ZeroOcc	AltConf
20	3	1	Total	C	Mg	N	O	0	0
			65	55	1	4	5		
20	3	1	Total	C	Mg	N		0	0
			25	20	1	4			
20	3	1	Total	C	Mg	N		0	0
			25	20	1	4			
20	3	1	Total	C	Mg	N	O	0	0
			36	30	1	4	1		
20	4	1	Total	C	Mg	N	O	0	0
			55	45	1	4	5		
20	4	1	Total	C	Mg	N	O	0	0
			36	30	1	4	1		
20	4	1	Total	C	Mg	N	O	0	0
			65	55	1	4	5		
20	4	1	Total	C	Mg	N	O	0	0
			55	45	1	4	5		
20	4	1	Total	C	Mg	N	O	0	0
			50	40	1	4	5		
20	4	1	Total	C	Mg	N	O	0	0
			52	42	1	4	5		
20	4	1	Total	C	Mg	N		0	0
			25	20	1	4			
20	4	1	Total	C	Mg	N		0	0
			25	20	1	4			
20	4	1	Total	C	Mg	N		0	0
			25	20	1	4			
20	4	1	Total	C	Mg	N	O	0	0
			50	40	1	4	5		
20	4	1	Total	C	Mg	N		0	0
			25	20	1	4			
20	4	1	Total	C	Mg	N		0	0
			25	20	1	4			
20	4	1	Total	C	Mg	N	O	0	0
			36	30	1	4	1		
20	4	1	Total	C	Mg	N		0	0
			25	20	1	4			
20	4	1	Total	C	Mg	N	O	0	0
			46	36	1	4	5		
20	4	1	Total	C	Mg	N	O	0	0
			52	42	1	4	5		
20	4	1	Total	C	Mg	N	O	0	0
			47	37	1	4	5		

Continued on next page...

Continued from previous page...

Mol	Chain	Residues	Atoms					ZeroOcc	AltConf
20	A	1	Total	C	Mg	N	O	0	0
			46	36	1	4	5		
20	A	1	Total	C	Mg	N		0	0
			25	20	1	4			
20	A	1	Total	C	Mg	N	O	0	0
			46	36	1	4	5		
20	A	1	Total	C	Mg	N	O	0	0
			55	45	1	4	5		
20	A	1	Total	C	Mg	N	O	0	0
			54	44	1	4	5		
20	A	1	Total	C	Mg	N	O	0	0
			56	46	1	4	5		
20	A	1	Total	C	Mg	N	O	0	0
			46	36	1	4	5		
20	A	1	Total	C	Mg	N	O	0	0
			60	50	1	4	5		
20	A	1	Total	C	Mg	N	O	0	0
			52	42	1	4	5		
20	A	1	Total	C	Mg	N	O	0	0
			45	35	1	4	5		
20	A	1	Total	C	Mg	N	O	0	0
			65	55	1	4	5		
20	A	1	Total	C	Mg	N	O	0	0
			54	44	1	4	5		
20	A	1	Total	C	Mg	N	O	0	0
			50	40	1	4	5		
20	A	1	Total	C	Mg	N		0	0
			25	20	1	4			
20	A	1	Total	C	Mg	N	O	0	0
			50	40	1	4	5		
20	A	1	Total	C	Mg	N	O	0	0
			54	44	1	4	5		
20	A	1	Total	C	Mg	N	O	0	0
			52	42	1	4	5		
20	A	1	Total	C	Mg	N	O	0	0
			60	50	1	4	5		
20	A	1	Total	C	Mg	N	O	0	0
			58	48	1	4	5		
20	A	1	Total	C	Mg	N	O	0	0
			51	41	1	4	5		
20	A	1	Total	C	Mg	N	O	0	0
			42	34	1	4	3		

Continued on next page...

Continued from previous page...

Mol	Chain	Residues	Atoms					ZeroOcc	AltConf
20	A	1	Total	C	Mg	N	O	0	0
			50	40	1	4	5		
20	A	1	Total	C	Mg	N	O	0	0
			58	48	1	4	5		
20	A	1	Total	C	Mg	N	O	0	0
			59	49	1	4	5		
20	A	1	Total	C	Mg	N	O	0	0
			65	55	1	4	5		
20	A	1	Total	C	Mg	N	O	0	0
			65	55	1	4	5		
20	A	1	Total	C	Mg	N	O	0	0
			55	45	1	4	5		
20	A	1	Total	C	Mg	N	O	0	0
			65	55	1	4	5		
20	A	1	Total	C	Mg	N	O	0	0
			50	40	1	4	5		
20	A	1	Total	C	Mg	N	O	0	0
			65	55	1	4	5		
20	A	1	Total	C	Mg	N	O	0	0
			65	55	1	4	5		
20	A	1	Total	C	Mg	N	O	0	0
			50	40	1	4	5		
20	A	1	Total	C	Mg	N	O	0	0
			45	35	1	4	5		
20	A	1	Total	C	Mg	N	O	0	0
			46	36	1	4	5		
20	A	1	Total	C	Mg	N	O	0	0
			65	55	1	4	5		
20	A	1	Total	C	Mg	N	O	0	0
			47	37	1	4	5		
20	A	1	Total	C	Mg	N	O	0	0
			51	41	1	4	5		
20	A	1	Total	C	Mg	N	O	0	0
			65	55	1	4	5		
20	A	1	Total	C	Mg	N	O	0	0
			59	49	1	4	5		
20	A	1	Total	C	Mg	N	O	0	0
			55	45	1	4	5		
20	A	1	Total	C	Mg	N	O	0	0
			25	20	1	4			
20	A	1	Total	C	Mg	N	O	0	0
			65	55	1	4	5		

Continued on next page...

Continued from previous page...

Mol	Chain	Residues	Atoms					ZeroOcc	AltConf
20	A	1	Total	C	Mg	N	O	0	0
			65	55	1	4	5		
20	A	1	Total	C	Mg	N	O	0	0
			65	55	1	4	5		
20	B	1	Total	C	Mg	N	O	0	0
			54	44	1	4	5		
20	B	1	Total	C	Mg	N	O	0	0
			65	55	1	4	5		
20	B	1	Total	C	Mg	N	O	0	0
			65	55	1	4	5		
20	B	1	Total	C	Mg	N	O	0	0
			45	35	1	4	5		
20	B	1	Total	C	Mg	N	O	0	0
			61	51	1	4	5		
20	B	1	Total	C	Mg	N	O	0	0
			65	55	1	4	5		
20	B	1	Total	C	Mg	N	O	0	0
			60	50	1	4	5		
20	B	1	Total	C	Mg	N	O	0	0
			25	20	1	4			
20	B	1	Total	C	Mg	N	O	0	0
			54	44	1	4	5		
20	B	1	Total	C	Mg	N	O	0	0
			55	45	1	4	5		
20	B	1	Total	C	Mg	N	O	0	0
			65	55	1	4	5		
20	B	1	Total	C	Mg	N	O	0	0
			60	50	1	4	5		
20	B	1	Total	C	Mg	N	O	0	0
			60	50	1	4	5		
20	B	1	Total	C	Mg	N	O	0	0
			46	36	1	4	5		
20	B	1	Total	C	Mg	N	O	0	0
			53	43	1	4	5		
20	B	1	Total	C	Mg	N	O	0	0
			41	33	1	4	3		
20	B	1	Total	C	Mg	N	O	0	0
			61	51	1	4	5		
20	B	1	Total	C	Mg	N	O	0	0
			50	40	1	4	5		
20	B	1	Total	C	Mg	N	O	0	0
			46	36	1	4	5		

Continued on next page...

Continued from previous page...

Mol	Chain	Residues	Atoms					ZeroOcc	AltConf
20	B	1	Total	C	Mg	N	O	0	0
			55	45	1	4	5		
20	B	1	Total	C	Mg	N	O	0	0
			65	55	1	4	5		
20	B	1	Total	C	Mg	N	O	0	0
			54	44	1	4	5		
20	B	1	Total	C	Mg	N	O	0	0
			58	48	1	4	5		
20	B	1	Total	C	Mg	N	O	0	0
			65	55	1	4	5		
20	B	1	Total	C	Mg	N	O	0	0
			65	55	1	4	5		
20	B	1	Total	C	Mg	N	O	0	0
			65	55	1	4	5		
20	B	1	Total	C	Mg	N	O	0	0
			65	55	1	4	5		
20	B	1	Total	C	Mg	N	O	0	0
			50	40	1	4	5		
20	B	1	Total	C	Mg	N	O	0	0
			59	49	1	4	5		
20	B	1	Total	C	Mg	N	O	0	0
			50	40	1	4	5		
20	B	1	Total	C	Mg	N	O	0	0
			45	35	1	4	5		
20	B	1	Total	C	Mg	N	O	0	0
			45	35	1	4	5		
20	B	1	Total	C	Mg	N	O	0	0
			51	41	1	4	5		
20	B	1	Total	C	Mg	N	O	0	0
			60	50	1	4	5		
20	B	1	Total	C	Mg	N	O	0	0
			65	55	1	4	5		
20	B	1	Total	C	Mg	N	O	0	0
			47	37	1	4	5		
20	B	1	Total	C	Mg	N	O	0	0
			65	55	1	4	5		
20	B	1	Total	C	Mg	N	O	0	0
			65	55	1	4	5		
20	B	1	Total	C	Mg	N	O	0	0
			36	30	1	4	1		
20	B	1	Total	C	Mg	N	O	0	0
			65	55	1	4	5		

Continued on next page...

Continued from previous page...

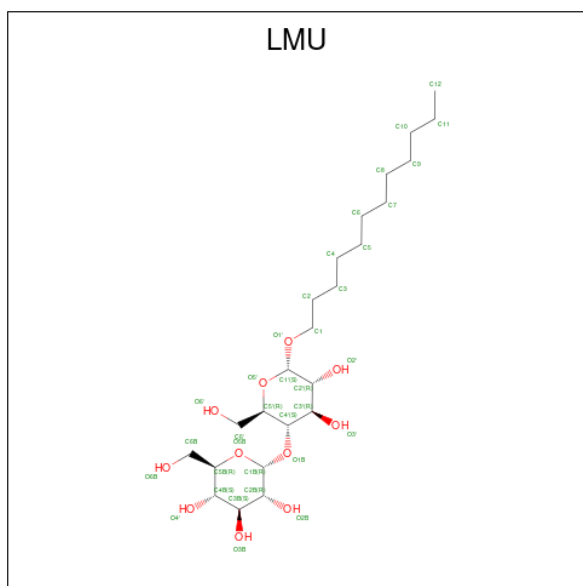
Mol	Chain	Residues	Atoms				ZeroOcc	AltConf	
20	F	1	Total	C	Mg	N	O	0	0
			50	40	1	4	5		
20	F	1	Total	C	Mg	N	O	0	0
			36	30	1	4	1		
20	F	1	Total	C	Mg	N	O	0	0
			41	33	1	4	3		
20	F	1	Total	C	Mg	N	O	0	0
			53	43	1	4	5		
20	G	1	Total	C	Mg	N	O	0	0
			51	41	1	4	5		
20	H	1	Total	C	Mg	N	O	0	0
			55	45	1	4	5		
20	H	1	Total	C	Mg	N	O	0	0
			55	45	1	4	5		
20	H	1	Total	C	Mg	N	O	0	0
			58	48	1	4	5		
20	H	1	Total	C	Mg	N	O	0	0
			55	45	1	4	5		
20	I	1	Total	C	Mg	N	O	0	0
			60	50	1	4	5		
20	J	1	Total	C	Mg	N	O	0	0
			48	38	1	4	5		
20	J	1	Total	C	Mg	N	O	0	0
			61	51	1	4	5		
20	K	1	Total	C	Mg	N	O	0	0
			46	36	1	4	5		
20	K	1	Total	C	Mg	N	O	0	0
			50	40	1	4	5		
20	K	1	Total	C	Mg	N	O	0	0
			50	40	1	4	5		
20	K	1	Total	C	Mg	N	O	0	0
			56	46	1	4	5		
20	L	1	Total	C	Mg	N	O	0	0
			60	50	1	4	5		
20	L	1	Total	C	Mg	N	O	0	0
			55	45	1	4	5		
20	L	1	Total	C	Mg	N	O	0	0
			65	55	1	4	5		
20	L	1	Total	C	Mg	N	O	0	0
			55	45	1	4	5		
20	L	1	Total	C	Mg	N	O	0	0
			50	40	1	4	5		

Continued on next page...

Continued from previous page...

Mol	Chain	Residues	Atoms					ZeroOcc	AltConf
			Total	C	Mg	N	O		
20	L	1	Total 47	C 37	Mg 1	N 4	O 5	0	0
20	L	1	Total 50	C 40	Mg 1	N 4	O 5	0	0
20	R	1	Total 57	C 47	Mg 1	N 4	O 5	0	0
20	R	1	Total 65	C 55	Mg 1	N 4	O 5	0	0

- Molecule 21 is DODECYL-ALPHA-D-MALTOSE (three-letter code: LMU) (formula: $C_{24}H_{46}O_{11}$).



Mol	Chain	Residues	Atoms			ZeroOcc	AltConf
			Total	C	O		
21	1	1	Total 35	C 24	O 11	0	0
21	1	1	Total 35	C 24	O 11	0	0
21	1	1	Total 35	C 24	O 11	0	0
21	2	1	Total 35	C 24	O 11	0	0
21	2	1	Total 35	C 24	O 11	0	0
21	2	1	Total 35	C 24	O 11	0	0
21	2	1	Total 35	C 24	O 11	0	0

Continued on next page...

Continued from previous page...

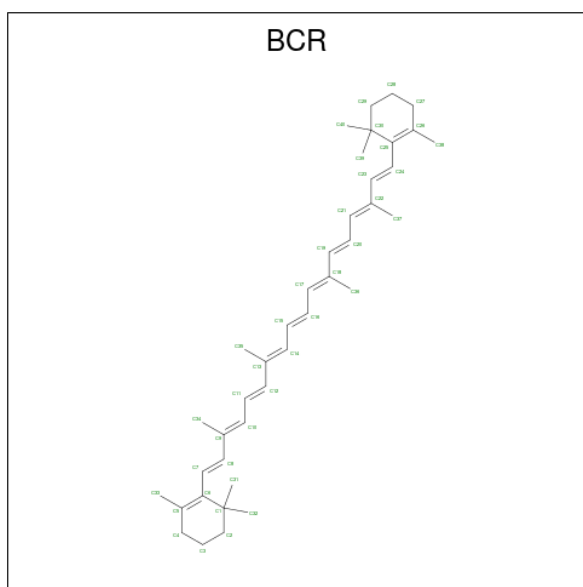
Mol	Chain	Residues	Atoms			ZeroOcc	AltConf
21	2	1	Total	C	O	0	0
			35	24	11		
21	3	1	Total	C	O	0	0
			35	24	11		
21	3	1	Total	C	O	0	0
			35	24	11		
21	4	1	Total	C	O	0	0
			35	24	11		
21	4	1	Total	C	O	0	0
			34	23	11		
21	4	1	Total	C	O	0	0
			35	24	11		
21	4	1	Total	C	O	0	0
			35	24	11		
21	A	1	Total	C	O	0	0
			35	24	11		
21	A	1	Total	C	O	0	0
			35	24	11		
21	A	1	Total	C	O	0	0
			35	24	11		
21	A	1	Total	C	O	0	0
			35	24	11		
21	A	1	Total	C	O	0	0
			35	24	11		
21	A	1	Total	C	O	0	0
			35	24	11		
21	A	1	Total	C	O	0	0
			35	24	11		
21	B	1	Total	C	O	0	0
			35	24	11		
21	B	1	Total	C	O	0	0
			35	24	11		
21	B	1	Total	C	O	0	0
			25	14	11		
21	C	1	Total	C	O	0	0
			35	24	11		
21	D	1	Total	C	O	0	0
			35	24	11		
21	E	1	Total	C	O	0	0
			35	24	11		
21	F	1	Total	C	O	0	0
			34	23	11		

Continued on next page...

Continued from previous page...

Mol	Chain	Residues	Atoms			ZeroOcc	AltConf
21	G	1	Total	C	O	0	0
			35	24	11		
21	G	1	Total	C	O	0	0
			35	24	11		
21	G	1	Total	C	O	0	0
			35	24	11		
21	H	1	Total	C	O	0	0
			35	24	11		
21	H	1	Total	C	O	0	0
			35	24	11		
21	H	1	Total	C	O	0	0
			35	24	11		
21	H	1	Total	C	O	0	0
			35	24	11		
21	K	1	Total	C	O	0	0
			35	24	11		
21	K	1	Total	C	O	0	0
			35	24	11		
21	K	1	Total	C	O	0	0
			35	24	11		
21	L	1	Total	C	O	0	0
			35	24	11		
21	L	1	Total	C	O	0	0
			35	24	11		
21	L	1	Total	C	O	0	0
			35	24	11		
21	R	1	Total	C	O	0	0
			35	24	11		
21	R	1	Total	C	O	0	0
			35	24	11		
21	R	1	Total	C	O	0	0
			35	24	11		
21	R	1	Total	C	O	0	0
			35	24	11		
21	R	1	Total	C	O	0	0
			35	24	11		

- Molecule 22 is BETA-CAROTENE (three-letter code: BCR) (formula: C₄₀H₅₆).



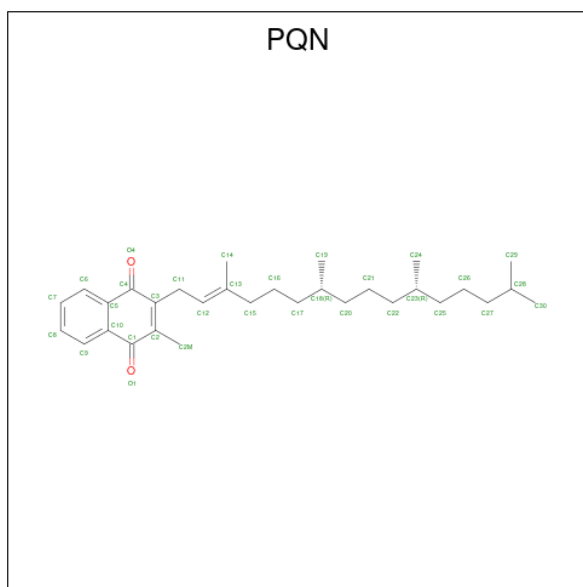
Mol	Chain	Residues	Atoms	ZeroOcc	AltConf
22	2	1	Total C 40 40	0	0
22	A	1	Total C 40 40	0	0
22	A	1	Total C 40 40	0	0
22	A	1	Total C 40 40	0	0
22	B	1	Total C 40 40	0	0
22	B	1	Total C 40 40	0	0
22	B	1	Total C 40 40	0	0
22	B	1	Total C 40 40	0	0
22	B	1	Total C 40 40	0	0
22	F	1	Total C 40 40	0	0
22	F	1	Total C 40 40	0	0
22	G	1	Total C 40 40	0	0
22	I	1	Total C 39 39	0	0
22	I	1	Total C 40 40	0	0

Continued on next page...

Continued from previous page...

Mol	Chain	Residues	Atoms	ZeroOcc	AltConf
22	J	1	Total C 40 40	0	0
22	L	1	Total C 40 40	0	0

- Molecule 23 is PHYLLOQUINONE (three-letter code: PQN) (formula: $C_{31}H_{46}O_2$).



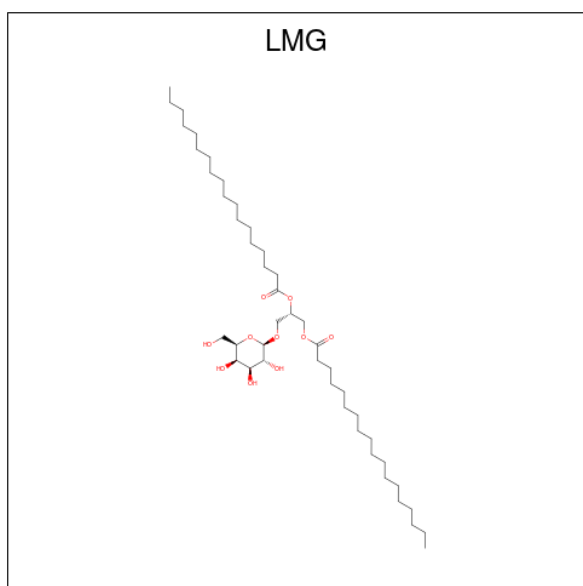
Mol	Chain	Residues	Atoms	ZeroOcc	AltConf
23	A	1	Total C O 33 31 2	0	0
23	B	1	Total C O 33 31 2	0	0

- Molecule 24 is IRON/SULFUR CLUSTER (three-letter code: SF4) (formula: Fe_4S_4).



Mol	Chain	Residues	Atoms		ZeroOcc	AltConf
24	A	1	Total	Fe S	0	0
			8	4 4		
24	C	1	Total	Fe S	0	0
			8	4 4		
24	C	1	Total	Fe S	0	0
			8	4 4		

- Molecule 25 is 1,2-DISTEAROYL-MONOGALACTOSYL-DIGLYCERIDE (three-letter code: LMG) (formula: $C_{45}H_{86}O_{10}$).



Mol	Chain	Residues	Atoms			ZeroOcc	AltConf
25	B	1	Total	C	O	0	0
			49	39	10		

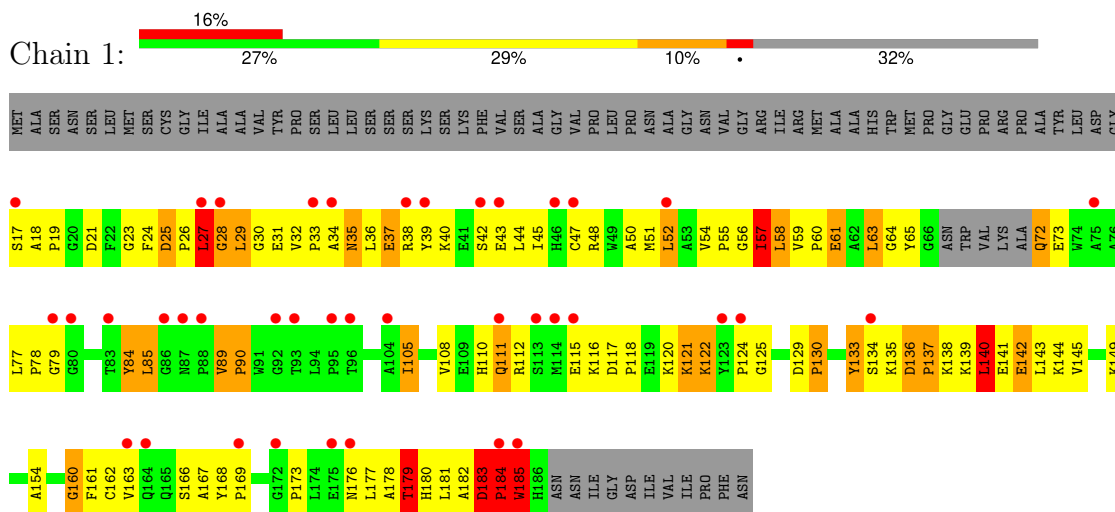
- Molecule 26 is UNKNOWN LIGAND (three-letter code: UNL) (formula:).

Mol	Chain	Residues	Atoms			ZeroOcc	AltConf
26	H	1	Total	C	O	0	0
			23	12	11		

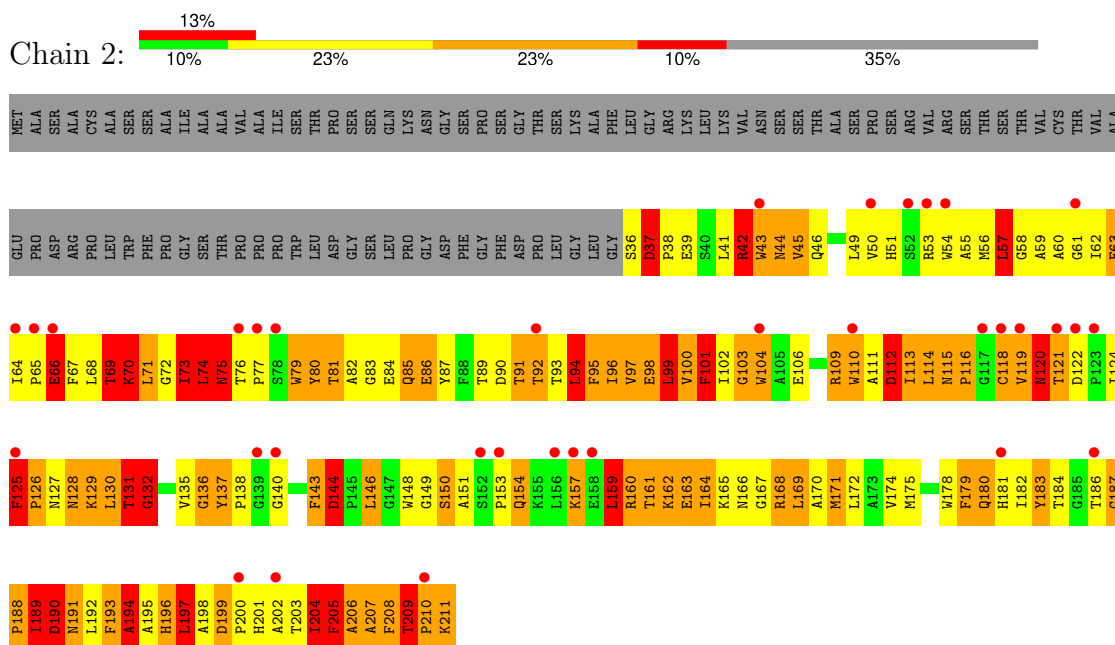
3 Residue-property plots

These plots are drawn for all protein, RNA, DNA and oligosaccharide chains in the entry. The first graphic for a chain summarises the proportions of the various outlier classes displayed in the second graphic. The second graphic shows the sequence view annotated by issues in geometry and electron density. Residues are color-coded according to the number of geometric quality criteria for which they contain at least one outlier: green = 0, yellow = 1, orange = 2 and red = 3 or more. A red dot above a residue indicates a poor fit to the electron density ($RSRZ > 2$). Stretches of 2 or more consecutive residues without any outlier are shown as a green connector. Residues present in the sample, but not in the model, are shown in grey.

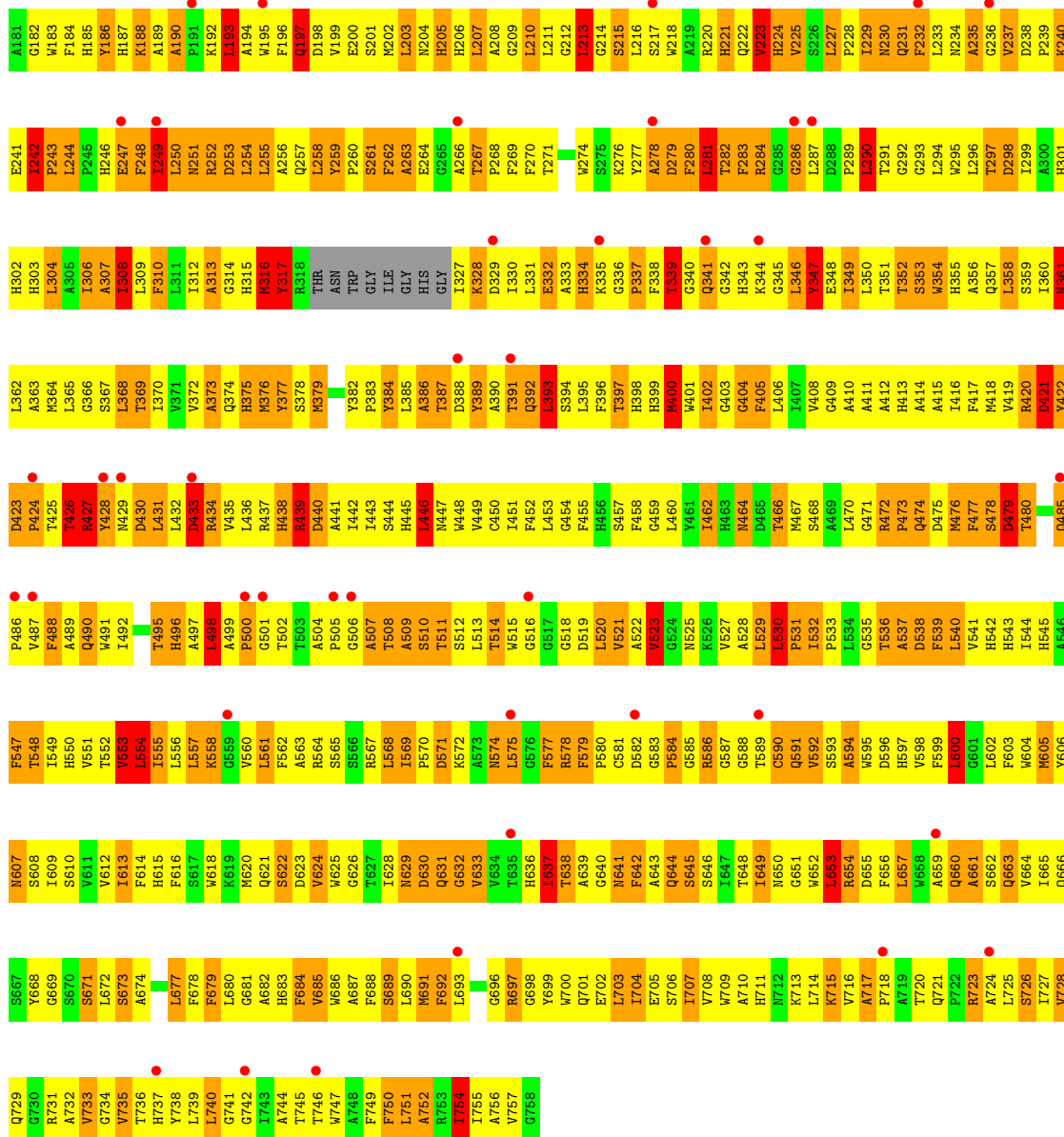
- Molecule 1: AT3G54890



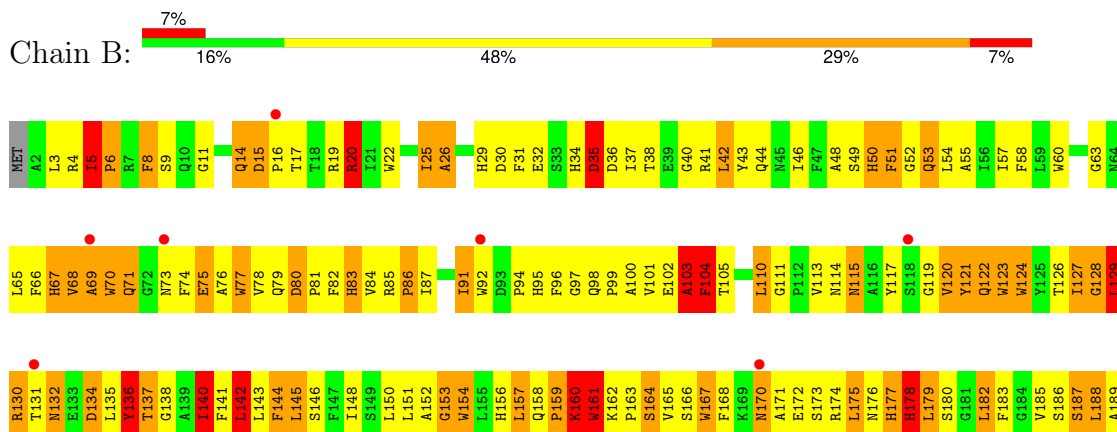
- Molecule 2: TYPE II CHLOROPHYLL A/B BINDING PROTEIN FROM PHOTOSYSTEM I

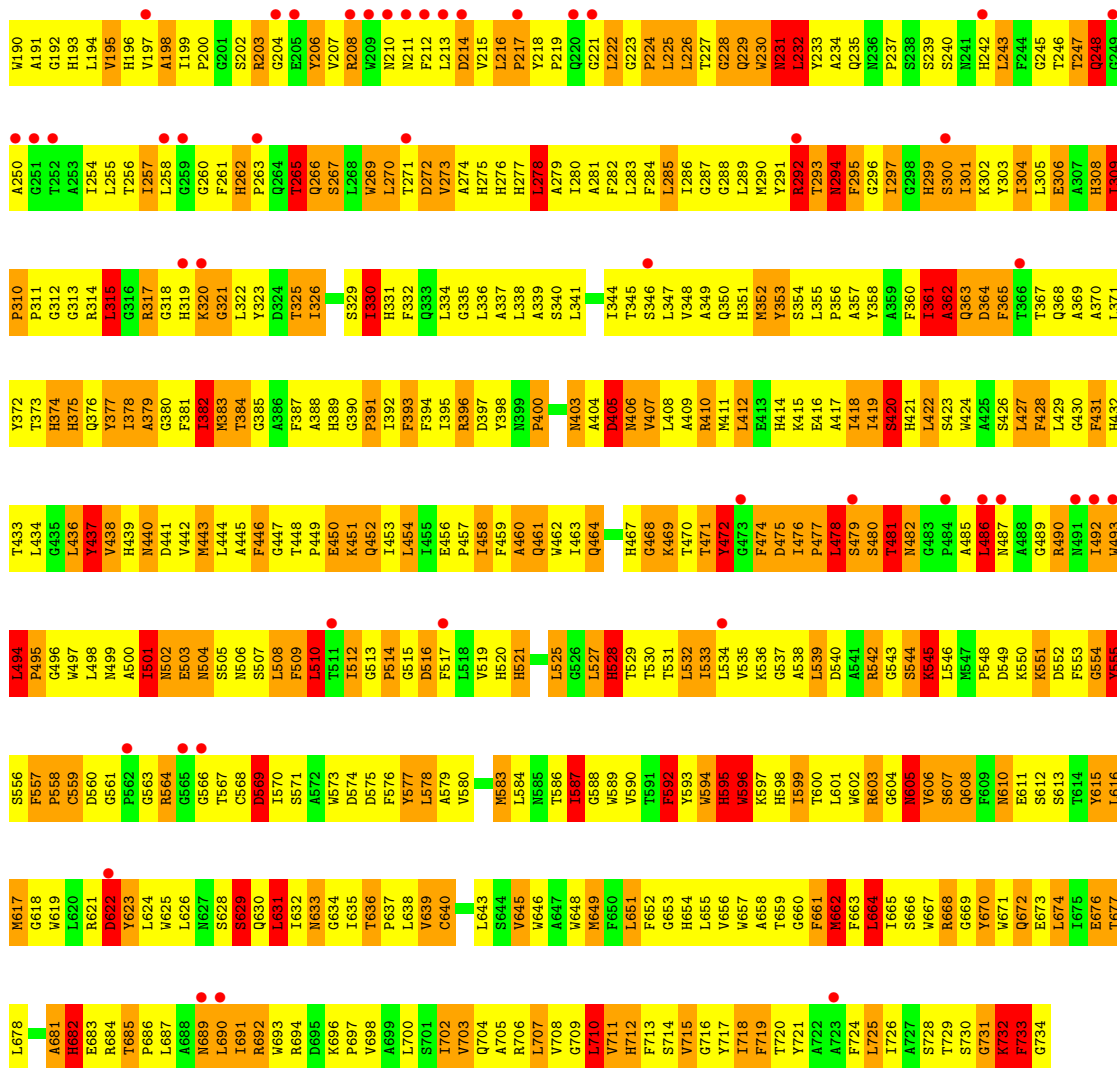


- Molecule 3: LHCA3

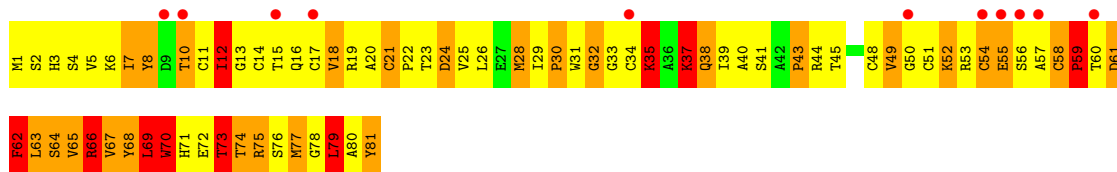


• Molecule 6: PHOTOSYSTEM I P700 CHLOROPHYLL A APOPROTEIN A2

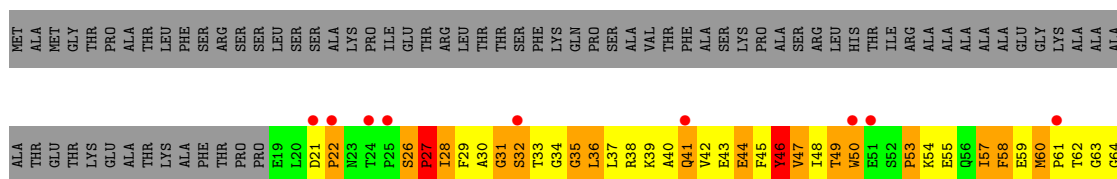


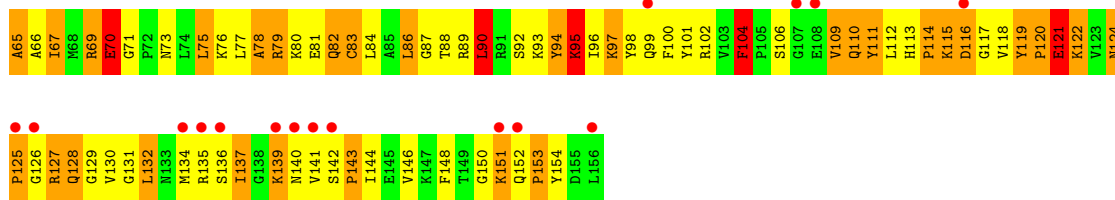


● Molecule 7: PHOTOSYSTEM I IRON-SULFUR CENTER


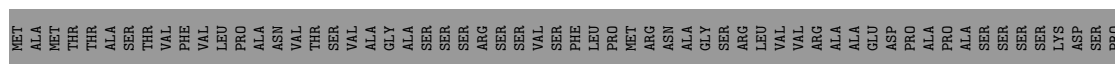
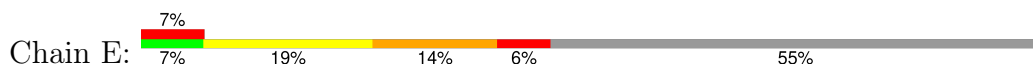


● Molecule 8: PHOTOSYSTEM I REACTION CENTER SUBUNIT II, CHLOROPLASTIC

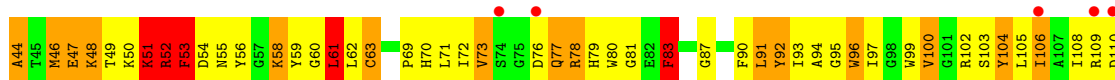
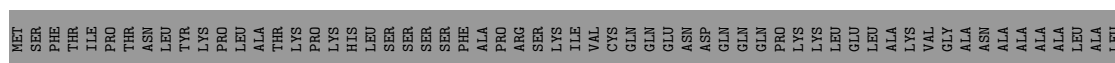




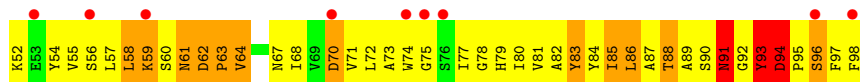
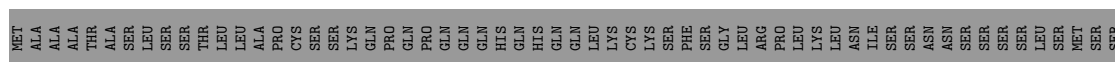
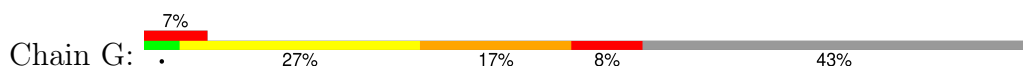
● Molecule 9: PHOTOSYSTEM I REACTION CENTER SUBUNIT IV A, CHLOROPLASTIC



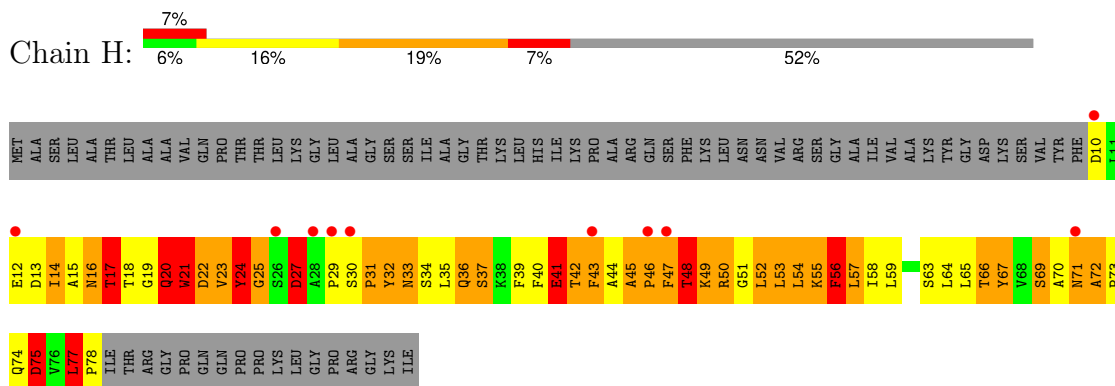
● Molecule 10: PHOTOSYSTEM I REACTION CENTER SUBUNIT III, CHLOROPLASTIC



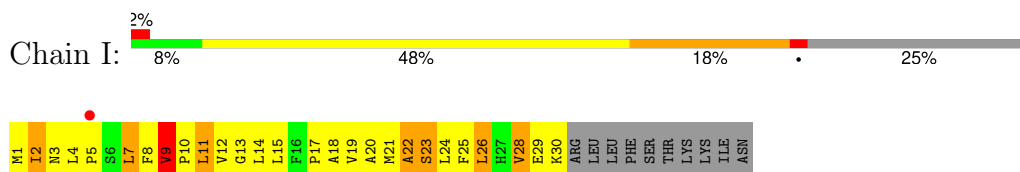
● Molecule 11: PHOTOSYSTEM I REACTION CENTER SUBUNIT V, CHLOROPLASTIC



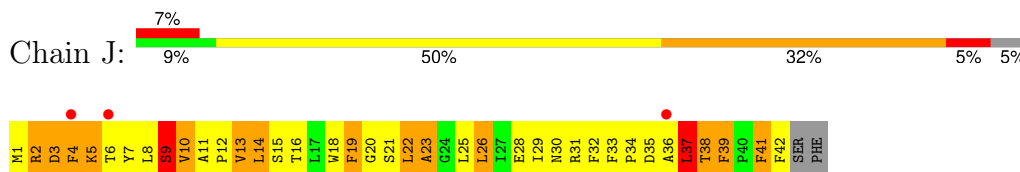
• Molecule 12: PHOTOSYSTEM I REACTION CENTER SUBUNIT VI, CHLOROPLASTIC



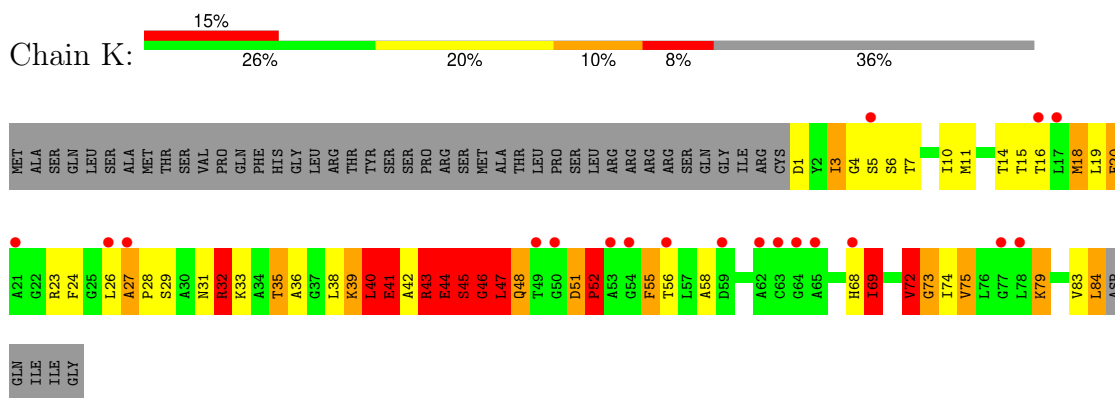
• Molecule 13: PHOTOSYSTEM I REACTION CENTER SUBUNIT VIII



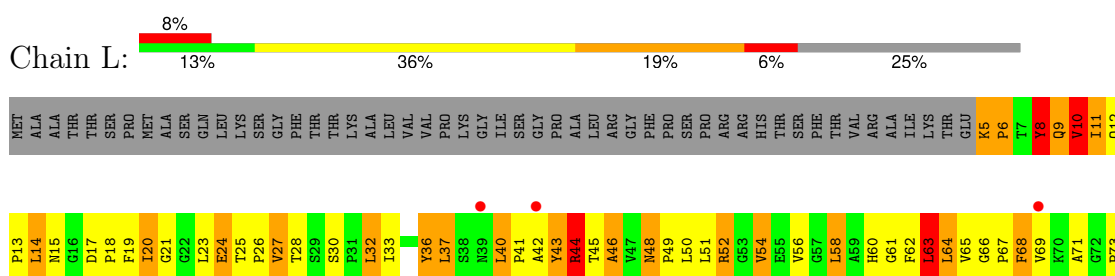
• Molecule 14: PHOTOSYSTEM I REACTION CENTER SUBUNIT IX

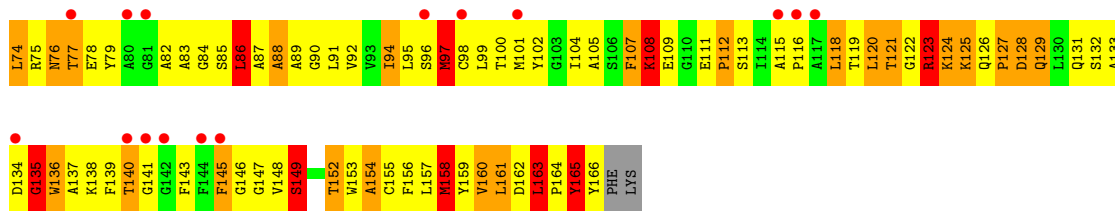


• Molecule 15: PHOTOSYSTEM I REACTION CENTER SUBUNIT PSAK, CHLOROPLASTIC

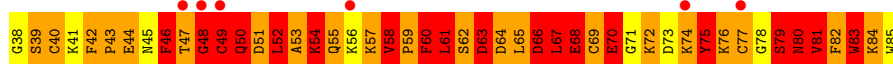
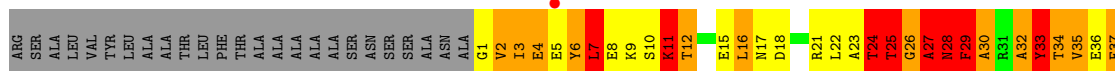
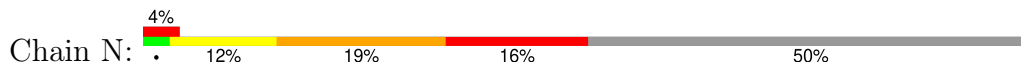


• Molecule 16: PHOTOSYSTEM I REACTION CENTER SUBUNIT XI, CHLOROPLASTIC





• Molecule 17: PHOTOSYSTEM I-N SUBUNIT



• Molecule 18: PHOTOSYSTEM I-N SUBUNIT



• Molecule 19: beta-D-fructofuranose-(2-1)-alpha-D-glucopyranose



• Molecule 19: beta-D-fructofuranose-(2-1)-alpha-D-glucopyranose



• Molecule 19: beta-D-fructofuranose-(2-1)-alpha-D-glucopyranose



• Molecule 19: beta-D-fructofuranose-(2-1)-alpha-D-glucopyranose



GLC1
FRU2

- Molecule 19: beta-D-fructofuranose-(2-1)-alpha-D-glucopyranose

Chain S:  50% 50%GLC1
FRU2

- Molecule 19: beta-D-fructofuranose-(2-1)-alpha-D-glucopyranose

Chain T:  100%GLC1
FRU2

- Molecule 19: beta-D-fructofuranose-(2-1)-alpha-D-glucopyranose

Chain U:  100%GLC1
FRU2

- Molecule 19: beta-D-fructofuranose-(2-1)-alpha-D-glucopyranose

Chain V:  100%GLC1
FRU2

- Molecule 19: beta-D-fructofuranose-(2-1)-alpha-D-glucopyranose

Chain W:  100%GLC1
FRU2


- Molecule 19: beta-D-fructofuranose-(2-1)-alpha-D-glucopyranose

Chain X:  50% 50%GLC1
FRU2

- Molecule 19: beta-D-fructofuranose-(2-1)-alpha-D-glucopyranose

Chain Y:  100%GLC1
FRU2

- Molecule 19: beta-D-fructofuranose-(2-1)-alpha-D-glucopyranose

Chain Z:  50% 50%

GLC1
FRU2

- Molecule 19: beta-D-fructofuranose-(2-1)-alpha-D-glucopyranose

Chain a:  50% 50%

GLC1
FRU2

4 Data and refinement statistics

Property	Value	Source
Space group	P 1 21 1	Depositor
Cell constants a, b, c, α , β , γ	120.20Å 190.20Å 130.30Å 90.00° 91.53° 90.00°	Depositor
Resolution (Å)	50.00 – 3.48 49.46 – 3.47	Depositor EDS
% Data completeness (in resolution range)	96.4 (50.00-3.48) 96.2 (49.46-3.47)	Depositor EDS
R_{merge}	0.13	Depositor
R_{sym}	(Not available)	Depositor
$\langle I/\sigma(I) \rangle$ ¹	2.61 (at 3.48Å)	Xtrriage
Refinement program	REFMAC 5.5.0072	Depositor
R, R_{free}	0.391 , 0.425 0.383 , 0.387	Depositor DCC
R_{free} test set	1456 reflections (2.01%)	wwPDB-VP
Wilson B-factor (Å ²)	81.0	Xtrriage
Anisotropy	0.408	Xtrriage
Bulk solvent k_{sol} (e/Å ³), B_{sol} (Å ²)	0.09 , 30.2	EDS
L-test for twinning ²	$\langle L \rangle = 0.48$, $\langle L^2 \rangle = 0.31$	Xtrriage
Estimated twinning fraction	0.016 for h,-k,-l	Xtrriage
F_o, F_c correlation	0.74	EDS
Total number of atoms	36033	wwPDB-VP
Average B, all atoms (Å ²)	26.0	wwPDB-VP

Xtrriage's analysis on translational NCS is as follows: *The largest off-origin peak in the Patterson function is 2.96% of the height of the origin peak. No significant pseudotranslation is detected.*

¹Intensities estimated from amplitudes.

²Theoretical values of $\langle |L| \rangle$, $\langle L^2 \rangle$ for acentric reflections are 0.5, 0.333 respectively for untwinned datasets, and 0.375, 0.2 for perfectly twinned datasets.

5 Model quality i

5.1 Standard geometry i

Bond lengths and bond angles in the following residue types are not validated in this section: UNL, LMG, SF4, PQN, LMU, GLC, CLA, BCR, FRU

The Z score for a bond length (or angle) is the number of standard deviations the observed value is removed from the expected value. A bond length (or angle) with $|Z| > 5$ is considered an outlier worth inspection. RMSZ is the root-mean-square of all Z scores of the bond lengths (or angles).

Mol	Chain	Bond lengths		Bond angles	
		RMSZ	# $ Z > 5$	RMSZ	# $ Z > 5$
1	1	0.55	1/1303 (0.1%)	0.73	1/1774 (0.1%)
2	2	0.67	0/1420	1.10	7/1943 (0.4%)
3	3	0.60	0/1221	0.91	2/1642 (0.1%)
4	4	0.77	0/1359	1.12	10/1851 (0.5%)
5	A	0.61	1/5938 (0.0%)	0.88	9/8104 (0.1%)
6	B	0.58	0/6058	0.86	8/8278 (0.1%)
7	C	0.78	0/632	1.05	1/856 (0.1%)
8	D	0.71	0/1122	0.91	0/1514
9	E	0.70	0/530	0.95	1/718 (0.1%)
10	F	0.67	0/1250	0.88	0/1687
11	G	0.84	1/760 (0.1%)	1.20	7/1031 (0.7%)
12	H	0.70	0/543	1.02	0/741
13	I	0.62	0/235	0.80	0/320
14	J	0.65	0/349	0.91	0/475
15	K	0.65	1/599 (0.2%)	0.88	1/810 (0.1%)
16	L	0.69	1/1251 (0.1%)	0.94	2/1709 (0.1%)
17	N	0.89	0/699	1.22	5/936 (0.5%)
All	All	0.65	5/25269 (0.0%)	0.93	54/34389 (0.2%)

Chiral center outliers are detected by calculating the chiral volume of a chiral center and verifying if the center is modelled as a planar moiety or with the opposite hand. A planarity outlier is detected by checking planarity of atoms in a peptide group, atoms in a mainchain group or atoms of a sidechain that are expected to be planar.

Mol	Chain	#Chirality outliers	#Planarity outliers
1	1	0	3
2	2	0	17
3	3	0	17
4	4	0	20
5	A	0	20
6	B	0	12

Continued on next page...

Continued from previous page...

Mol	Chain	#Chirality outliers	#Planarity outliers
7	C	0	1
8	D	0	1
9	E	0	3
10	F	0	7
11	G	1	13
12	H	0	9
15	K	0	6
16	L	0	2
17	N	0	22
18	R	0	16
All	All	1	169

All (5) bond length outliers are listed below:

Mol	Chain	Res	Type	Atoms	Z	Observed(Å)	Ideal(Å)
16	L	165	TYR	CE2-CZ	-6.04	1.30	1.38
11	G	15	SER	CB-OG	5.83	1.49	1.42
1	1	185	TRP	CB-CG	-5.34	1.40	1.50
15	K	41	GLU	CG-CD	5.15	1.59	1.51
5	A	22	VAL	CA-CB	-5.05	1.44	1.54

All (54) bond angle outliers are listed below:

Mol	Chain	Res	Type	Atoms	Z	Observed(°)	Ideal(°)
3	3	180	LYS	C-N-CA	-10.34	95.85	121.70
11	G	46	ALA	N-CA-C	-10.20	83.47	111.00
6	B	731	GLY	N-CA-C	-7.75	93.73	113.10
11	G	16	LEU	CA-CB-CG	7.25	131.98	115.30
6	B	315	LEU	CA-CB-CG	7.00	131.41	115.30
5	A	23	ASP	CB-CG-OD1	6.86	124.47	118.30
17	N	33	TYR	N-CA-C	-6.69	92.95	111.00
4	4	40	PHE	CB-CA-C	6.54	123.48	110.40
5	A	93	LEU	CA-CB-CG	6.51	130.28	115.30
6	B	486	LEU	CA-CB-CG	6.46	130.15	115.30
2	2	74	LEU	N-CA-C	-6.43	93.63	111.00
6	B	494	LEU	CA-CB-CG	6.42	130.05	115.30
11	G	51	ALA	N-CA-C	6.41	128.32	111.00
7	C	69	LEU	CA-CB-CG	6.36	129.92	115.30
4	4	39	TRP	CA-CB-CG	6.34	125.74	113.70
4	4	126	LEU	N-CA-C	6.33	128.10	111.00
5	A	316	MET	N-CA-C	-6.27	94.07	111.00
4	4	161	LEU	CA-CB-CG	6.24	129.64	115.30

Continued on next page...

Continued from previous page...

Mol	Chain	Res	Type	Atoms	Z	Observed(°)	Ideal(°)
6	B	478	LEU	CA-CB-CG	6.19	129.53	115.30
5	A	540	LEU	CA-CB-CG	6.16	129.47	115.30
17	N	24	THR	N-CA-C	-6.14	94.42	111.00
5	A	653	LEU	CA-CB-CG	6.08	129.28	115.30
11	G	50	ARG	N-CA-C	6.05	127.35	111.00
2	2	101	PHE	N-CA-CB	6.04	121.47	110.60
16	L	86	LEU	CA-CB-CG	6.02	129.15	115.30
4	4	143	PHE	N-CA-C	5.96	127.09	111.00
6	B	710	LEU	N-CA-C	-5.91	95.03	111.00
1	1	183	ASP	C-N-CD	-5.89	107.64	120.60
2	2	132	GLY	N-CA-C	5.80	127.61	113.10
4	4	88	SER	N-CA-C	5.74	126.50	111.00
4	4	66	SER	N-CA-C	5.71	126.43	111.00
5	A	530	LEU	CA-CB-CG	5.63	128.26	115.30
2	2	57	LEU	CA-CB-CG	5.63	128.24	115.30
4	4	37	LEU	N-CA-C	5.59	126.10	111.00
2	2	121	THR	N-CA-C	5.58	126.08	111.00
17	N	27	ALA	N-CA-C	-5.56	95.98	111.00
15	K	40	LEU	O-C-N	-5.51	113.89	122.70
5	A	554	LEU	CA-CB-CG	5.46	127.87	115.30
4	4	39	TRP	C-N-CA	-5.43	108.12	121.70
11	G	21	PHE	N-CA-C	5.42	125.65	111.00
6	B	104	PHE	N-CA-C	-5.37	96.51	111.00
2	2	125	PHE	N-CA-C	5.35	125.44	111.00
16	L	135	GLY	N-CA-C	-5.34	99.75	113.10
4	4	124	TYR	N-CA-C	-5.33	96.60	111.00
2	2	94	LEU	CA-CB-CG	5.31	127.52	115.30
11	G	91	ASN	N-CA-C	5.31	125.33	111.00
17	N	60	PHE	C-N-CA	-5.28	108.49	121.70
17	N	16	LEU	N-CA-C	-5.23	96.88	111.00
11	G	45	GLU	N-CA-C	5.21	125.07	111.00
5	A	271	THR	N-CA-C	-5.13	97.14	111.00
3	3	111	TYR	CA-CB-CG	5.08	123.06	113.40
6	B	631	LEU	CA-CB-CG	5.06	126.93	115.30
9	E	60	LYS	N-CA-C	5.06	124.65	111.00
5	A	600	LEU	CA-CB-CG	5.04	126.89	115.30

All (1) chirality outliers are listed below:

Mol	Chain	Res	Type	Atom
11	G	21	PHE	CA

All (169) planarity outliers are listed below:

Mol	Chain	Res	Type	Group
1	1	184	PRO	Peptide
1	1	185	TRP	Peptide
1	1	72	GLN	Peptide
2	2	111	ALA	Peptide
2	2	112	ASP	Peptide
2	2	120	ASN	Peptide
2	2	126	PRO	Peptide
2	2	131	THR	Peptide
2	2	144	ASP	Peptide
2	2	194	ALA	Peptide
2	2	197	LEU	Peptide
2	2	209	THR	Peptide
2	2	42	ARG	Peptide
2	2	73	ILE	Peptide
2	2	74	LEU	Peptide
2	2	75	ASN	Peptide
2	2	80	TYR	Peptide
2	2	84	GLU	Peptide
2	2	92	THR	Peptide
2	2	99	LEU	Peptide
3	3	104	TYR	Peptide
3	3	105	ASN	Peptide
3	3	106	TYR	Peptide
3	3	107	TRP	Peptide
3	3	109	ASP	Peptide
3	3	111	TYR	Peptide
3	3	112	THR	Peptide
3	3	155	GLU	Peptide
3	3	159	PRO	Peptide
3	3	169	PHE	Peptide
3	3	172	ASP	Peptide
3	3	180	LYS	Peptide
3	3	49	ILE	Peptide
3	3	92	TRP	Peptide
3	3	93	PHE	Peptide
3	3	95	THR	Peptide
3	3	96	GLY	Peptide
4	4	143	PHE	Peptide
4	4	146	THR	Peptide
4	4	152	LYS	Peptide
4	4	190	HIS	Peptide
4	4	192	THR	Peptide

Continued on next page...

Continued from previous page...

Mol	Chain	Res	Type	Group
4	4	194	VAL	Peptide
4	4	34	PRO	Peptide
4	4	35	GLU	Peptide
4	4	36	ASN	Peptide
4	4	37	LEU	Peptide
4	4	38	ARG	Peptide
4	4	63	VAL	Peptide
4	4	65	THR	Peptide
4	4	68	GLY	Peptide
4	4	74	LYS	Peptide
4	4	83	TYR	Peptide
4	4	87	SER	Peptide
4	4	88	SER	Peptide
4	4	89	THR	Peptide
4	4	90	LEU	Peptide
5	A	103	PHE	Peptide
5	A	117	GLY	Peptide
5	A	123	VAL	Peptide
5	A	197	GLN	Peptide
5	A	21	LEU	Peptide
5	A	23	ASP	Peptide
5	A	240	LYS	Peptide
5	A	242	ILE	Peptide
5	A	26	PRO	Peptide
5	A	27	ILE	Peptide
5	A	28	LYS	Peptide
5	A	29	THR	Peptide
5	A	316	MET	Peptide
5	A	347	TYR	Peptide
5	A	393	LEU	Peptide
5	A	41	SER	Peptide
5	A	427	ARG	Peptide
5	A	45	ALA	Peptide
5	A	55	TRP	Peptide
5	A	67	HIS	Peptide
6	B	103	ALA	Peptide
6	B	104	PHE	Peptide
6	B	232	LEU	Peptide
6	B	265	THR	Peptide
6	B	304	ILE	Peptide
6	B	362	ALA	Peptide
6	B	377	TYR	Peptide

Continued on next page...

Continued from previous page...

Mol	Chain	Res	Type	Group
6	B	481	THR	Peptide
6	B	510	LEU	Peptide
6	B	563	GLY	Peptide
6	B	595	HIS	Peptide
6	B	622	ASP	Peptide
7	C	79	LEU	Peptide
8	D	90	LEU	Peptide
9	E	86	GLU	Peptide
9	E	88	GLU	Peptide
9	E	91	ALA	Peptide
10	F	136	TRP	Peptide
10	F	20	GLN	Peptide
10	F	24	LYS	Peptide
10	F	31	LEU	Peptide
10	F	41	ALA	Peptide
10	F	51	LYS	Peptide
10	F	56	TYR	Peptide
11	G	15	SER	Peptide
11	G	22	VAL	Peptide
11	G	26	PHE	Peptide
11	G	36	PRO	Peptide
11	G	39	ASN	Peptide
11	G	43	HIS	Peptide
11	G	45	GLU	Mainchain
11	G	48	ASP	Peptide
11	G	49	THR	Peptide
11	G	50	ARG	Peptide
11	G	90	SER	Peptide
11	G	93	TYR	Peptide
11	G	94	ASP	Peptide
12	H	12	GLU	Peptide
12	H	20	GLN	Peptide
12	H	21	TRP	Peptide
12	H	22	ASP	Peptide
12	H	24	TYR	Peptide
12	H	25	GLY	Peptide
12	H	27	ASP	Peptide
12	H	43	PHE	Peptide
12	H	48	THR	Peptide
15	K	41	GLU	Peptide
15	K	43	ARG	Peptide
15	K	44	GLU	Peptide

Continued on next page...

Continued from previous page...

Mol	Chain	Res	Type	Group
15	K	45	SER	Peptide
15	K	46	GLY	Peptide
15	K	47	LEU	Peptide
16	L	160	VAL	Peptide
16	L	165	TYR	Peptide
17	N	12	THR	Peptide
17	N	15	GLU	Peptide
17	N	23	ALA	Peptide
17	N	26	GLY	Peptide
17	N	28	ASN	Peptide
17	N	29	PHE	Peptide
17	N	30	ALA	Peptide
17	N	32	ALA	Peptide
17	N	44	GLU	Peptide
17	N	46	PHE	Peptide
17	N	48	GLY	Peptide
17	N	50	GLN	Peptide
17	N	52	LEU	Peptide
17	N	54	LYS	Peptide
17	N	60	PHE	Peptide
17	N	63	ASP	Peptide
17	N	67	LEU	Peptide
17	N	7	LEU	Peptide
17	N	70	GLU	Peptide
17	N	75	TYR	Peptide
17	N	79	SER	Peptide
17	N	84	LYS	Peptide
18	R	28	UNK	Peptide
18	R	31	UNK	Peptide
18	R	32	UNK	Peptide
18	R	33	UNK	Peptide
18	R	34	UNK	Peptide
18	R	35	UNK	Peptide
18	R	36	UNK	Peptide
18	R	37	UNK	Peptide
18	R	40	UNK	Peptide
18	R	41	UNK	Peptide
18	R	42	UNK	Peptide
18	R	45	UNK	Peptide
18	R	46	UNK	Peptide
18	R	48	UNK	Peptide
18	R	51	UNK	Peptide

Continued on next page...

Continued from previous page...

Mol	Chain	Res	Type	Group
18	R	7	UNK	Peptide

5.2 Too-close contacts [i](#)

In the following table, the Non-H and H(model) columns list the number of non-hydrogen atoms and hydrogen atoms in the chain respectively. The H(added) column lists the number of hydrogen atoms added and optimized by MolProbity. The Clashes column lists the number of clashes within the asymmetric unit, whereas Symm-Clashes lists symmetry-related clashes.

Mol	Chain	Non-H	H(model)	H(added)	Clashes	Symm-Clashes
1	1	1264	0	1229	137	3
2	2	1374	0	1331	301	2
3	3	1186	0	1147	293	16
4	4	1319	0	1282	610	5
5	A	5745	0	5597	1351	0
6	B	5848	0	5655	1211	15
7	C	619	0	608	204	0
8	D	1095	0	1112	189	0
9	E	520	0	528	129	0
10	F	1221	0	1249	201	0
11	G	740	0	708	191	1
12	H	529	0	514	106	0
13	I	229	0	252	55	0
14	J	338	0	340	64	0
15	K	593	0	619	110	0
16	L	1215	0	1222	311	5
17	N	685	0	668	321	1
18	R	265	0	68	78	0
19	M	23	0	21	0	0
19	O	22	0	18	10	0
19	P	23	0	21	10	0
19	Q	23	0	21	6	0
19	S	23	0	21	1	0
19	T	23	0	21	3	0
19	U	23	0	21	1	0
19	V	23	0	21	4	0
19	W	23	0	21	3	0
19	X	22	0	18	3	0
19	Y	23	0	21	1	41
19	Z	23	0	21	14	0
19	a	23	0	21	0	0
20	1	617	0	388	89	1

Continued on next page...

Continued from previous page...

Mol	Chain	Non-H	H(model)	H(added)	Clashes	Symm-Clashes
20	2	650	0	465	147	0
20	3	620	0	362	75	0
20	4	694	0	443	167	0
20	A	2346	0	2062	726	0
20	B	2226	0	2061	684	0
20	F	180	0	123	46	0
20	G	51	0	40	4	0
20	H	223	0	197	57	0
20	I	60	0	58	12	0
20	J	109	0	95	26	0
20	K	202	0	158	54	1
20	L	382	0	335	103	0
20	R	122	0	123	14	0
21	1	105	0	137	32	0
21	2	175	0	230	45	0
21	3	70	0	92	16	0
21	4	139	0	179	24	3
21	A	245	0	322	53	0
21	B	95	0	115	11	0
21	C	35	0	46	0	0
21	D	35	0	46	3	0
21	E	35	0	46	11	0
21	F	34	0	41	8	0
21	G	105	0	138	27	41
21	H	140	0	184	42	0
21	K	105	0	138	41	0
21	L	105	0	138	2	0
21	R	245	0	322	43	3
22	2	40	0	54	9	0
22	A	120	0	162	103	0
22	B	200	0	270	114	0
22	F	80	0	108	60	0
22	G	40	0	54	5	0
22	I	79	0	105	46	0
22	J	40	0	54	36	0
22	L	40	0	54	36	0
23	A	33	0	46	7	0
23	B	33	0	46	28	0
24	A	8	0	0	18	0
24	C	16	0	0	5	0
25	B	49	0	71	17	0
26	H	23	0	0	1	0

Continued on next page...

Continued from previous page...

Mol	Chain	Non-H	H(model)	H(added)	Clashes	Symm-Clashes
All	All	36033	0	34504	7353	69

The all-atom clashscore is defined as the number of clashes found per 1000 atoms (including hydrogen atoms). The all-atom clashscore for this structure is 104.

All (7353) close contacts within the same asymmetric unit are listed below, sorted by their clash magnitude.

Atom-1	Atom-2	Interatomic distance (Å)	Clash overlap (Å)
4:4:160:MET:CE	20:4:306:CLA:HBB2	1.18	1.65
4:4:69:ILE:HD11	4:4:175:LYS:CB	1.26	1.65
3:3:97:PHE:CD2	3:3:98:ILE:HG23	1.33	1.62
1:1:185:TRP:CH2	20:1:213:CLA:H12	1.38	1.59
3:3:97:PHE:CE2	3:3:98:ILE:HD13	1.42	1.55
17:N:41:LYS:CG	17:N:42:PHE:HB3	1.31	1.55
3:3:132:TRP:CZ3	3:3:155:GLU:HG2	1.37	1.55
3:3:132:TRP:CH2	3:3:155:GLU:CD	1.76	1.54
20:A:825:CLA:CBB	20:A:832:CLA:HMA2	1.36	1.53
17:N:45:ASN:HD22	17:N:54:LYS:CG	1.21	1.52
7:C:5:VAL:CG2	7:C:65:VAL:HG13	1.35	1.51
17:N:45:ASN:CB	17:N:57:LYS:NZ	1.71	1.51
3:3:92:TRP:HA	3:3:95:THR:CG2	1.33	1.51
22:B:801:BCR:C33	20:L:209:CLA:C4B	1.86	1.49
20:A:803:CLA:HBB2	20:A:804:CLA:C3C	1.41	1.49
3:3:132:TRP:CZ3	3:3:155:GLU:CG	1.91	1.48
1:1:185:TRP:CH2	20:1:213:CLA:C1	1.97	1.45
7:C:5:VAL:HG21	7:C:65:VAL:CG1	1.44	1.45
17:N:45:ASN:HB3	17:N:57:LYS:NZ	1.18	1.43
22:B:801:BCR:H333	20:L:209:CLA:C4B	1.42	1.43
4:4:160:MET:SD	20:4:306:CLA:HBB2	1.55	1.43
5:A:27:ILE:HG22	5:A:28:LYS:CG	1.50	1.42
17:N:72:LYS:CG	17:N:74:LYS:HG3	1.50	1.42
6:B:732:LYS:HB3	6:B:733:PHE:CA	1.47	1.41
11:G:37:GLU:CD	11:G:42:SER:HB3	1.39	1.40
3:3:132:TRP:CH2	3:3:155:GLU:OE2	1.68	1.39
20:A:803:CLA:HBB2	20:A:804:CLA:C2C	1.49	1.39
11:G:37:GLU:OE2	11:G:42:SER:CB	1.70	1.39
16:L:163:LEU:CG	16:L:164:PRO:HD3	1.51	1.39
4:4:106:TRP:CD1	20:4:301:CLA:HED3	1.58	1.38
20:A:822:CLA:C4C	22:A:844:BCR:H19C	1.52	1.38
16:L:164:PRO:HG3	16:L:165:TYR:CE1	1.57	1.37
1:1:185:TRP:CZ3	20:1:213:CLA:H12	1.59	1.36

Continued on next page...

Continued from previous page...

Atom-1	Atom-2	Interatomic distance (Å)	Clash overlap (Å)
11:G:94:ASP:H	11:G:95:PRO:CD	1.34	1.36
1:1:183:ASP:CG	1:1:184:PRO:HD2	1.45	1.36
4:4:37:LEU:C	4:4:39:TRP:HB3	1.43	1.35
4:4:160:MET:CE	20:4:306:CLA:CBB	2.01	1.35
6:B:403:ASN:O	6:B:406:ASN:HB3	1.22	1.35
4:4:95:PHE:CE2	20:4:314:CLA:C3C	2.10	1.34
4:4:106:TRP:NE1	20:4:301:CLA:HED3	1.38	1.34
23:B:843:PQN:H162	22:B:847:BCR:C33	1.57	1.34
1:1:27:LEU:HD11	6:B:314:ARG:CZ	1.54	1.33
9:E:40:ARG:CZ	9:E:86:GLU:OE1	1.75	1.33
16:L:164:PRO:HA	16:L:165:TYR:CG	1.61	1.33
3:3:94:ARG:NH2	3:3:98:ILE:HG21	1.42	1.32
20:B:813:CLA:HAC2	20:B:814:CLA:CBB	1.60	1.32
7:C:14:CYS:HA	7:C:17:CYS:SG	1.68	1.31
17:N:61:LEU:HD11	17:N:63:ASP:O	1.18	1.31
18:R:39:UNK:HA	18:R:42:UNK:CB	1.59	1.31
4:4:122:LYS:HB2	4:4:143:PHE:CD2	1.65	1.31
15:K:79:LYS:HE3	15:K:84:LEU:O	1.21	1.31
17:N:45:ASN:HD22	17:N:54:LYS:CD	1.42	1.31
17:N:72:LYS:CB	17:N:73:ASP:HA	1.49	1.31
4:4:102:GLU:OE2	20:4:313:CLA:C3B	1.78	1.30
4:4:95:PHE:HE2	20:4:314:CLA:C3C	1.41	1.30
4:4:106:TRP:CE2	20:4:301:CLA:HED3	1.65	1.30
4:4:128:ALA:HB2	4:4:143:PHE:CE2	1.65	1.30
17:N:62:SER:HB3	17:N:66:ASP:CB	1.60	1.30
20:A:825:CLA:HBB2	20:A:832:CLA:CMA	1.60	1.30
3:3:97:PHE:HE2	3:3:98:ILE:CD1	1.42	1.29
3:3:94:ARG:HG3	3:3:97:PHE:CZ	1.67	1.29
4:4:69:ILE:HD11	4:4:175:LYS:CG	1.61	1.29
4:4:122:LYS:CD	4:4:150:LYS:HD3	1.61	1.29
4:4:107:GLN:C	20:4:301:CLA:HMA3	1.52	1.29
23:B:843:PQN:C19	22:B:847:BCR:H10C	1.62	1.28
20:2:315:CLA:HMA2	20:2:315:CLA:C5	1.62	1.28
11:G:44:PHE:O	11:G:47:GLY:HA3	1.32	1.28
11:G:94:ASP:N	11:G:95:PRO:HD3	1.48	1.28
16:L:163:LEU:HD12	16:L:164:PRO:CD	1.62	1.28
17:N:58:VAL:HB	17:N:59:PRO:CD	1.63	1.27
16:L:164:PRO:HA	16:L:165:TYR:CB	1.39	1.26
4:4:36:ASN:O	4:4:39:TRP:HB2	1.25	1.26
5:A:331:LEU:HD21	5:A:343:HIS:O	1.11	1.26
11:G:37:GLU:CD	11:G:42:SER:CB	2.03	1.26

Continued on next page...

Continued from previous page...

Atom-1	Atom-2	Interatomic distance (Å)	Clash overlap (Å)
11:G:44:PHE:C	11:G:47:GLY:HA3	1.53	1.26
3:3:80:LYS:NZ	3:3:92:TRP:CD1	2.03	1.26
15:K:44:GLU:CG	15:K:45:SER:HA	1.64	1.26
17:N:6:TYR:O	17:N:8:GLU:N	1.66	1.26
17:N:72:LYS:HB3	17:N:73:ASP:CA	1.65	1.26
3:3:132:TRP:CH2	3:3:155:GLU:CG	2.12	1.26
17:N:72:LYS:HE2	17:N:74:LYS:CE	1.66	1.26
3:3:94:ARG:CA	3:3:97:PHE:HE1	1.49	1.25
7:C:1:MET:N	7:C:4:SER:HB3	1.50	1.25
4:4:124:TYR:O	4:4:127:PRO:HD2	1.32	1.24
6:B:25:ILE:HG21	22:L:211:BCR:C29	1.66	1.24
4:4:107:GLN:CA	20:4:301:CLA:HMA3	1.65	1.24
5:A:567:ARG:NH1	8:D:35:GLY:HA2	1.51	1.24
12:H:69:SER:OG	20:H:111:CLA:H2	1.27	1.24
16:L:164:PRO:HG3	16:L:165:TYR:CD1	1.71	1.24
20:A:838:CLA:H141	22:A:845:BCR:C2	1.67	1.23
4:4:36:ASN:HB2	4:4:39:TRP:CE3	1.71	1.23
17:N:72:LYS:CE	17:N:74:LYS:HE2	1.69	1.23
4:4:160:MET:HE3	20:4:306:CLA:CBB	1.62	1.23
11:G:45:GLU:O	11:G:49:THR:HG23	1.32	1.23
15:K:44:GLU:HG3	15:K:45:SER:CA	1.67	1.23
3:3:97:PHE:CE2	3:3:98:ILE:HG23	1.74	1.23
4:4:40:PHE:HB3	4:4:43:ALA:CB	1.69	1.23
16:L:164:PRO:CB	16:L:165:TYR:HD1	1.50	1.23
17:N:45:ASN:ND2	17:N:54:LYS:CG	2.01	1.23
4:4:94:GLU:HG2	4:4:95:PHE:CD1	1.74	1.22
20:4:310:CLA:HBA2	20:4:310:CLA:CGD	1.68	1.22
5:A:744:ALA:CB	22:A:845:BCR:H391	1.69	1.22
7:C:5:VAL:CB	7:C:65:VAL:HG13	1.69	1.22
4:4:36:ASN:HB2	4:4:39:TRP:CZ3	1.73	1.22
4:4:174:GLY:O	4:4:175:LYS:HG3	1.37	1.22
5:A:27:ILE:CG2	5:A:28:LYS:HD3	1.68	1.22
20:B:835:CLA:HMB1	22:B:846:BCR:C29	1.67	1.22
1:1:112:ARG:HH12	20:1:210:CLA:CGD	1.52	1.22
7:C:5:VAL:CG2	7:C:65:VAL:CG1	2.04	1.22
22:B:801:BCR:C33	20:L:209:CLA:CHC	2.18	1.21
5:A:24:ARG:NH1	5:A:29:THR:HB	1.54	1.21
20:A:819:CLA:CMD	20:A:821:CLA:HBB2	1.71	1.21
17:N:72:LYS:HE2	17:N:74:LYS:CG	1.68	1.21
5:A:27:ILE:C	5:A:28:LYS:HG2	1.48	1.20
3:3:48:PHE:CD2	3:3:49:ILE:HG22	1.74	1.20

Continued on next page...

Continued from previous page...

Atom-1	Atom-2	Interatomic distance (Å)	Clash overlap (Å)
20:B:835:CLA:CMB	22:B:846:BCR:H292	1.70	1.20
3:3:94:ARG:HD2	3:3:97:PHE:CE1	1.77	1.20
3:3:205:GLY:N	5:A:252:ARG:HH22	1.38	1.20
5:A:331:LEU:CD2	5:A:343:HIS:O	1.90	1.20
17:N:45:ASN:CB	17:N:54:LYS:HG2	1.69	1.20
20:2:307:CLA:CBB	20:2:307:CLA:H71	1.71	1.19
20:B:813:CLA:CAC	20:B:814:CLA:HBB2	1.70	1.19
12:H:69:SER:HB2	20:H:111:CLA:H61	1.25	1.19
4:4:192:THR:CG2	4:4:195:GLN:H	1.55	1.19
1:1:27:LEU:HD11	6:B:314:ARG:NH1	1.58	1.19
5:A:25:ASP:HB2	5:A:26:PRO:CA	1.71	1.19
3:3:132:TRP:CZ3	3:3:155:GLU:CD	2.06	1.18
3:3:74:ALA:HA	20:3:306:CLA:C3D	1.73	1.18
4:4:69:ILE:CD1	4:4:175:LYS:CB	2.21	1.18
4:4:121:PHE:O	4:4:122:LYS:HD2	1.39	1.18
7:C:54:CYS:HB2	24:C:102:SF4:S1	1.83	1.18
20:A:839:CLA:CMA	20:A:839:CLA:HBA1	1.70	1.18
20:A:818:CLA:H121	20:A:818:CLA:HBB2	1.26	1.18
12:H:73:PRO:HD3	19:Z:2:FRU:C6	1.73	1.18
17:N:72:LYS:HB3	17:N:74:LYS:N	1.59	1.18
3:3:94:ARG:HA	3:3:97:PHE:CE1	1.77	1.18
17:N:41:LYS:CD	17:N:42:PHE:HB3	1.74	1.18
20:B:826:CLA:HBB2	20:B:839:CLA:CMB	1.73	1.17
17:N:61:LEU:HD11	17:N:63:ASP:C	1.64	1.17
5:A:744:ALA:HB2	22:A:845:BCR:C39	1.75	1.17
6:B:493:TRP:CE2	20:B:835:CLA:O1A	1.96	1.17
20:B:806:CLA:H191	10:F:104:TYR:HB3	1.18	1.17
20:2:303:CLA:HBC3	20:2:303:CLA:HHD	1.24	1.17
5:A:25:ASP:HB2	5:A:26:PRO:HA	1.24	1.17
1:1:24:PHE:HB3	6:B:314:ARG:NH2	1.60	1.17
17:N:45:ASN:ND2	17:N:53:ALA:O	1.78	1.16
3:3:132:TRP:HH2	3:3:155:GLU:OE2	0.82	1.16
4:4:69:ILE:HD11	4:4:175:LYS:HB2	1.28	1.16
21:A:853:LMU:H81	21:A:853:LMU:C2	1.74	1.16
6:B:25:ILE:CG2	22:L:211:BCR:H292	1.75	1.16
20:B:838:CLA:H93	20:B:838:CLA:CBB	1.74	1.16
16:L:163:LEU:HB3	16:L:164:PRO:CD	1.75	1.16
4:4:122:LYS:HD3	4:4:150:LYS:CD	1.75	1.16
4:4:160:MET:SD	20:4:306:CLA:CBB	2.33	1.16
5:A:28:LYS:HB3	5:A:28:LYS:NZ	1.50	1.16
5:A:269:PHE:CE1	15:K:14:THR:HG21	1.80	1.16

Continued on next page...

Continued from previous page...

Atom-1	Atom-2	Interatomic distance (Å)	Clash overlap (Å)
11:G:6:LEU:HB3	11:G:9:SER:CB	1.76	1.16
20:F:201:CLA:HBC3	20:F:201:CLA:HHD	1.17	1.16
3:3:205:GLY:H	5:A:252:ARG:NH2	1.44	1.16
4:4:36:ASN:C	4:4:39:TRP:HB2	1.65	1.16
4:4:39:TRP:C	4:4:40:PHE:HD1	1.48	1.16
20:4:304:CLA:HMC1	20:4:304:CLA:HBC3	1.27	1.16
20:B:838:CLA:HBB2	20:B:838:CLA:C9	1.76	1.16
20:1:204:CLA:HBC2	20:1:204:CLA:HMC1	1.28	1.15
2:2:102:ILE:C	20:2:310:CLA:HBB2	1.67	1.15
4:4:171:ASN:O	4:4:173:THR:N	1.79	1.15
20:A:818:CLA:HBB2	20:A:818:CLA:C12	1.74	1.15
1:1:144:LYS:NZ	20:1:201:CLA:HED3	1.32	1.15
4:4:69:ILE:HD11	4:4:175:LYS:HB3	1.27	1.15
3:3:94:ARG:CZ	3:3:97:PHE:CE2	2.29	1.15
3:3:132:TRP:HH2	3:3:155:GLU:CD	1.21	1.15
5:A:316:MET:HG2	5:A:317:TYR:CD1	1.82	1.15
10:F:102:ARG:HG2	10:F:106:ILE:HD11	1.27	1.15
13:I:7:LEU:HD12	22:I:103:BCR:H333	1.28	1.15
16:L:164:PRO:CB	16:L:165:TYR:CD1	2.30	1.15
16:L:164:PRO:CG	16:L:165:TYR:CD1	2.29	1.15
20:1:205:CLA:CAB	20:1:211:CLA:HBC2	1.76	1.15
3:3:94:ARG:CD	3:3:97:PHE:CZ	2.30	1.15
4:4:107:GLN:C	20:4:301:CLA:CMA	2.16	1.15
20:L:210:CLA:HBC3	20:L:210:CLA:HHD	1.28	1.15
17:N:62:SER:HB3	17:N:66:ASP:CA	1.75	1.15
22:2:318:BCR:H23C	22:2:318:BCR:H393	1.26	1.15
3:3:110:SER:C	3:3:111:TYR:HD2	1.49	1.15
5:A:27:ILE:HG22	5:A:28:LYS:CD	1.74	1.15
20:K:102:CLA:HAC2	21:K:105:LMU:O3B	1.43	1.15
17:N:45:ASN:HB2	17:N:57:LYS:NZ	1.57	1.15
21:R:102:LMU:H5B	21:R:102:LMU:H6E	1.20	1.15
21:R:104:LMU:C2'	21:R:104:LMU:H21	1.74	1.15
20:1:205:CLA:HMC1	20:1:208:CLA:HHD	1.21	1.14
5:A:51:THR:HG21	20:A:837:CLA:HBB2	1.22	1.14
16:L:164:PRO:CA	16:L:165:TYR:CD1	2.29	1.14
1:1:24:PHE:CB	6:B:314:ARG:HH21	1.60	1.14
6:B:120:VAL:HA	6:B:123:TRP:CD1	1.81	1.14
3:3:94:ARG:CG	3:3:97:PHE:CE1	2.28	1.14
20:A:824:CLA:HED1	20:A:825:CLA:C2D	1.77	1.14
15:K:44:GLU:O	15:K:47:LEU:HG	1.46	1.14
2:2:169:LEU:HD22	20:2:305:CLA:CAB	1.77	1.14

Continued on next page...

Continued from previous page...

Atom-1	Atom-2	Interatomic distance (Å)	Clash overlap (Å)
3:3:97:PHE:CD2	3:3:98:ILE:CG2	2.30	1.14
4:4:122:LYS:CD	4:4:150:LYS:CD	2.24	1.14
6:B:732:LYS:HB3	6:B:733:PHE:C	1.68	1.13
12:H:20:GLN:CB	12:H:22:ASP:HB3	1.77	1.13
17:N:72:LYS:CE	17:N:74:LYS:HG2	1.77	1.13
3:3:94:ARG:CG	3:3:97:PHE:CZ	2.30	1.13
3:3:110:SER:O	3:3:111:TYR:HD2	1.31	1.13
20:3:307:CLA:HAC2	20:K:104:CLA:H72	1.29	1.13
6:B:323:TYR:HE2	11:G:48:ASP:O	1.27	1.13
11:G:6:LEU:CB	11:G:9:SER:HB3	1.76	1.13
12:H:73:PRO:HG3	19:Z:2:FRU:H5	1.14	1.13
17:N:45:ASN:HB2	17:N:54:LYS:HG2	1.16	1.13
17:N:57:LYS:O	17:N:60:PHE:O	1.64	1.13
3:3:94:ARG:CD	3:3:97:PHE:CE1	2.30	1.13
11:G:43:HIS:HB2	11:G:44:PHE:CD1	1.84	1.13
4:4:34:PRO:HA	4:4:35:GLU:HB2	1.31	1.12
4:4:104:ARG:HH11	4:4:105:ARG:CB	1.61	1.12
20:F:201:CLA:HHD	20:F:201:CLA:CBC	1.76	1.12
20:J:101:CLA:HBD	20:J:101:CLA:HBA2	1.12	1.12
16:L:157:LEU:O	16:L:158:MET:O	1.67	1.12
17:N:41:LYS:CG	17:N:42:PHE:CB	2.26	1.12
20:A:824:CLA:HED1	20:A:825:CLA:CMD	1.79	1.12
20:A:826:CLA:H203	22:J:102:BCR:H17C	1.17	1.12
6:B:310:PRO:HG3	20:B:824:CLA:HMA1	1.13	1.12
20:B:824:CLA:HMD2	20:B:825:CLA:HBB2	1.30	1.12
22:I:103:BCR:HC8	22:I:103:BCR:C31	1.74	1.12
22:J:102:BCR:H393	22:J:102:BCR:H23C	1.18	1.12
16:L:163:LEU:CD1	16:L:164:PRO:HD3	1.77	1.12
17:N:72:LYS:HE2	17:N:74:LYS:CD	1.79	1.12
5:A:452:PHE:CE1	20:A:835:CLA:HBB2	1.84	1.12
20:A:819:CLA:HMD3	20:A:821:CLA:HBB2	1.20	1.12
20:B:826:CLA:HBC2	20:B:826:CLA:HHD	1.31	1.12
23:B:843:PQN:H162	22:B:847:BCR:H333	1.12	1.12
7:C:62:PHE:CE2	9:E:42:GLU:OE1	2.02	1.12
1:1:27:LEU:CD1	6:B:314:ARG:NH1	2.12	1.12
22:B:801:BCR:H333	20:L:209:CLA:CHC	1.79	1.12
7:C:1:MET:HB3	7:C:4:SER:OG	1.50	1.12
11:G:8:ILE:O	11:G:12:THR:OG1	1.66	1.12
15:K:38:LEU:HG	15:K:39:LYS:HD3	1.17	1.12
3:3:158:TYR:HB3	3:3:159:PRO:HD2	1.32	1.11
5:A:22:VAL:HG23	5:A:23:ASP:N	1.50	1.11

Continued on next page...

Continued from previous page...

Atom-1	Atom-2	Interatomic distance (Å)	Clash overlap (Å)
5:A:402:ILE:HG13	20:A:827:CLA:HBB2	1.14	1.11
7:C:1:MET:H1	7:C:4:SER:CB	1.60	1.11
17:N:45:ASN:ND2	17:N:54:LYS:HD3	1.65	1.11
4:4:69:ILE:CD1	4:4:175:LYS:HG2	1.79	1.11
5:A:423:ASP:HB3	5:A:424:PRO:HD3	1.26	1.11
5:A:588:GLY:CA	6:B:668:ARG:HD3	1.81	1.11
5:A:707:ILE:HG22	5:A:711:HIS:NE2	1.65	1.11
2:2:51:HIS:HB2	20:2:310:CLA:CAD	1.80	1.11
2:2:169:LEU:CD2	20:2:305:CLA:HBB2	1.79	1.11
3:3:94:ARG:CA	3:3:97:PHE:CE1	2.29	1.11
20:4:306:CLA:HBA1	20:4:306:CLA:HMA2	1.21	1.11
3:3:52:LYS:O	3:3:56:TYR:CD2	2.03	1.11
4:4:104:ARG:HD2	20:4:312:CLA:C2C	1.80	1.11
11:G:33:LYS:HA	11:G:33:LYS:CE	1.74	1.11
15:K:44:GLU:HG3	15:K:45:SER:HA	1.17	1.11
16:L:163:LEU:CD1	16:L:164:PRO:CD	2.29	1.11
20:1:204:CLA:HED3	20:1:204:CLA:HAA1	1.16	1.11
2:2:128:ASN:C	2:2:130:LEU:H	1.48	1.11
20:4:303:CLA:HED3	20:4:303:CLA:HAA2	1.20	1.11
6:B:732:LYS:HB3	6:B:733:PHE:HA	1.15	1.11
20:B:810:CLA:HBB2	20:B:810:CLA:H92	1.11	1.11
22:F:204:BCR:H321	22:F:204:BCR:C8	1.71	1.11
20:K:104:CLA:H41	20:K:104:CLA:C8	1.81	1.11
20:A:819:CLA:H92	22:A:844:BCR:C37	1.81	1.10
22:A:843:BCR:H311	22:A:843:BCR:HC8	1.22	1.10
6:B:421:HIS:NE2	20:F:201:CLA:ND	1.98	1.10
6:B:596:TRP:CH2	6:B:612:SER:O	2.04	1.10
11:G:37:GLU:OE2	11:G:42:SER:HB3	0.93	1.10
4:4:95:PHE:CE2	20:4:314:CLA:C2C	2.34	1.10
5:A:25:ASP:CB	5:A:26:PRO:HA	1.81	1.10
15:K:44:GLU:CD	15:K:45:SER:HA	1.71	1.10
16:L:164:PRO:HA	16:L:165:TYR:CD1	1.86	1.10
4:4:40:PHE:CB	4:4:43:ALA:HB2	1.79	1.10
4:4:93:ILE:HA	4:4:96:ILE:HD12	1.34	1.10
18:R:34:UNK:CB	18:R:35:UNK:CB	2.30	1.10
4:4:142:ASN:C	4:4:150:LYS:NZ	2.04	1.10
1:1:24:PHE:CD2	6:B:314:ARG:NH2	2.20	1.10
22:A:845:BCR:H311	22:A:845:BCR:HC8	1.31	1.10
15:K:43:ARG:HH11	15:K:43:ARG:HG3	1.00	1.10
18:R:46:UNK:CB	18:R:47:UNK:CB	2.30	1.10
3:3:92:TRP:HA	3:3:95:THR:HG23	1.10	1.09

Continued on next page...

Continued from previous page...

Atom-1	Atom-2	Interatomic distance (Å)	Clash overlap (Å)
5:A:328:LYS:HG2	5:A:332:GLU:HB2	1.23	1.09
5:A:342:GLY:CA	5:A:430:ASP:HB2	1.80	1.09
20:A:822:CLA:CHD	22:A:844:BCR:H19C	1.81	1.09
23:B:843:PQN:H191	22:B:847:BCR:H10C	1.16	1.09
17:N:57:LYS:HG3	17:N:58:VAL:N	1.49	1.09
17:N:72:LYS:CD	17:N:74:LYS:CG	2.30	1.09
18:R:39:UNK:C	18:R:41:UNK:CB	2.30	1.09
18:R:41:UNK:CB	18:R:42:UNK:CB	2.30	1.09
4:4:107:GLN:HA	20:4:301:CLA:HMA3	1.34	1.09
20:A:825:CLA:CBB	20:A:832:CLA:CMA	2.20	1.09
20:A:833:CLA:HMA2	20:A:839:CLA:HBB1	1.32	1.09
6:B:87:ILE:HA	6:B:115:ASN:HA	1.34	1.09
6:B:131:THR:HB	6:B:134:ASP:HB2	1.29	1.09
17:N:45:ASN:ND2	17:N:54:LYS:CD	2.12	1.09
3:3:92:TRP:CA	3:3:95:THR:CG2	2.30	1.09
4:4:52:MET:HG3	4:4:160:MET:HG3	1.27	1.09
5:A:27:ILE:CG2	5:A:28:LYS:CD	2.29	1.09
5:A:27:ILE:CG2	5:A:28:LYS:CG	2.30	1.09
20:A:818:CLA:O1A	20:A:827:CLA:H71	1.52	1.09
6:B:561:GLY:HA3	7:C:52:LYS:HG2	1.17	1.09
9:E:40:ARG:NE	9:E:86:GLU:OE1	1.85	1.09
22:F:204:BCR:C32	22:F:204:BCR:HC8	1.80	1.09
16:L:163:LEU:CB	16:L:164:PRO:HD3	1.83	1.09
6:B:58:PHE:HB2	6:B:146:SER:HB3	1.31	1.09
20:B:834:CLA:ND	20:B:835:CLA:HBB2	1.65	1.09
17:N:41:LYS:HG3	17:N:42:PHE:CB	1.81	1.09
18:R:52:UNK:CB	18:R:53:UNK:CB	2.30	1.09
21:R:103:LMU:H22	21:R:103:LMU:H62	1.30	1.09
1:1:144:LYS:HZ2	20:1:201:CLA:CED	1.66	1.08
3:3:107:TRP:CD1	3:3:108:ALA:N	2.21	1.08
4:4:94:GLU:HG2	4:4:95:PHE:CE1	1.87	1.08
4:4:106:TRP:CD1	20:4:301:CLA:CED	2.36	1.08
20:A:839:CLA:H71	20:A:839:CLA:H122	1.11	1.08
21:A:853:LMU:H22	21:A:853:LMU:H61	1.32	1.08
11:G:93:TYR:HA	11:G:94:ASP:CB	1.81	1.08
17:N:72:LYS:HG3	17:N:74:LYS:CG	1.82	1.08
3:3:97:PHE:HD2	3:3:97:PHE:C	1.57	1.08
5:A:435:VAL:O	5:A:438:HIS:O	1.69	1.08
20:A:804:CLA:H12	20:A:811:CLA:H61	1.30	1.08
6:B:493:TRP:NE1	20:B:835:CLA:O1A	1.85	1.08
22:B:801:BCR:H331	20:L:209:CLA:CHC	1.82	1.08

Continued on next page...

Continued from previous page...

Atom-1	Atom-2	Interatomic distance (Å)	Clash overlap (Å)
20:K:104:CLA:H8	20:K:104:CLA:C4	1.82	1.08
21:R:102:LMU:H6E	21:R:102:LMU:C5B	1.82	1.08
1:1:144:LYS:HE3	20:1:201:CLA:O2D	1.48	1.08
3:3:198:PHE:HA	3:3:201:ALA:HB2	1.36	1.08
4:4:122:LYS:HB3	4:4:143:PHE:CB	1.83	1.08
4:4:122:LYS:HB3	4:4:143:PHE:HB2	1.28	1.08
4:4:149:ALA:HB3	4:4:151:GLU:HG2	1.35	1.08
20:A:803:CLA:CBB	20:A:804:CLA:C2C	2.32	1.08
20:A:851:CLA:HMD3	6:B:578:LEU:HD23	1.29	1.08
6:B:382:ILE:HG22	6:B:383:MET:H	1.06	1.08
7:C:1:MET:N	7:C:4:SER:CB	2.14	1.08
18:R:39:UNK:CA	18:R:42:UNK:CB	2.30	1.08
21:R:103:LMU:H1'	21:R:103:LMU:H31	1.32	1.08
4:4:122:LYS:CB	4:4:143:PHE:HB2	1.83	1.08
16:L:164:PRO:HA	16:L:165:TYR:HB3	1.30	1.08
17:N:72:LYS:CE	17:N:74:LYS:CG	2.32	1.08
1:1:24:PHE:HD2	6:B:314:ARG:NH2	1.49	1.07
20:B:822:CLA:HHD	20:B:822:CLA:HBC2	1.36	1.07
8:D:78:ALA:HB3	8:D:82:GLN:HE22	1.15	1.07
15:K:84:LEU:H	15:K:84:LEU:CD2	1.66	1.07
17:N:45:ASN:ND2	17:N:54:LYS:HG2	1.62	1.07
20:2:315:CLA:HBD	20:2:315:CLA:HBA1	1.36	1.07
5:A:342:GLY:HA3	5:A:430:ASP:CB	1.83	1.07
5:A:466:THR:HG22	20:B:811:CLA:HHC	1.13	1.07
16:L:163:LEU:HG	16:L:164:PRO:HD3	1.35	1.07
20:1:211:CLA:O1D	20:1:211:CLA:HAA2	1.53	1.07
20:2:315:CLA:HBD	20:2:315:CLA:CBA	1.83	1.07
3:3:180:LYS:O	3:3:182:LYS:N	1.87	1.07
4:4:69:ILE:CD1	4:4:175:LYS:CG	2.33	1.07
21:G:102:LMU:H3'	21:G:102:LMU:H6'2	1.33	1.07
17:N:61:LEU:CD1	17:N:63:ASP:O	2.02	1.07
5:A:472:ARG:HH12	16:L:74:LEU:HG	1.10	1.07
6:B:672:GLN:HA	6:B:672:GLN:HE21	1.14	1.07
11:G:12:THR:HG22	11:G:72:LEU:HG	1.07	1.07
11:G:93:TYR:HA	11:G:94:ASP:HB2	1.11	1.07
20:2:303:CLA:H43	20:2:303:CLA:ND	1.67	1.07
4:4:119:PRO:HG3	20:4:312:CLA:C2D	1.85	1.07
5:A:58:HIS:HE1	20:A:803:CLA:ND	1.51	1.07
20:A:814:CLA:HHC	22:A:843:BCR:H17C	1.26	1.07
15:K:84:LEU:N	15:K:84:LEU:HD23	1.54	1.07
16:L:163:LEU:CB	16:L:164:PRO:CD	2.30	1.07

Continued on next page...

Continued from previous page...

Atom-1	Atom-2	Interatomic distance (Å)	Clash overlap (Å)
4:4:104:ARG:HH11	4:4:105:ARG:HB2	1.20	1.06
4:4:160:MET:HE3	20:4:306:CLA:HBB2	1.08	1.06
16:L:82:ALA:HB2	16:L:86:LEU:HD13	1.34	1.06
17:N:45:ASN:HD22	17:N:54:LYS:HG2	1.15	1.06
3:3:92:TRP:CA	3:3:95:THR:HG23	1.85	1.06
9:E:52:VAL:O	9:E:53:VAL:CG2	2.04	1.06
20:2:312:CLA:H41	20:2:312:CLA:H8	1.38	1.06
4:4:147:LEU:HD13	4:4:148:GLU:H	1.12	1.06
6:B:608:GLN:HE21	6:B:608:GLN:HA	1.14	1.06
6:B:663:PHE:O	6:B:664:LEU:HB2	1.55	1.06
17:N:57:LYS:CG	17:N:58:VAL:H	1.69	1.06
17:N:63:ASP:H	17:N:64:ASP:HB3	1.17	1.06
4:4:74:LYS:N	4:4:75:TRP:HA	1.70	1.06
6:B:531:THR:HG22	20:B:826:CLA:HMC2	1.36	1.06
5:A:249:ILE:HG12	5:A:250:LEU:H	0.94	1.06
5:A:581:CYS:HB2	5:A:590:CYS:HA	1.34	1.06
20:H:112:CLA:CAC	22:I:103:BCR:HC31	1.86	1.06
15:K:44:GLU:CG	15:K:45:SER:CA	2.30	1.06
20:K:101:CLA:CED	20:K:102:CLA:HMB2	1.86	1.06
1:1:185:TRP:HH2	20:1:213:CLA:C2	1.68	1.05
20:2:317:CLA:HAA1	20:2:317:CLA:H12	1.36	1.05
20:3:307:CLA:HBC3	20:3:307:CLA:HMC1	1.38	1.05
4:4:99:HIS:CE1	4:4:103:ILE:CD1	2.37	1.05
4:4:101:VAL:HG13	4:4:104:ARG:NH2	1.71	1.05
20:A:803:CLA:CBB	20:A:804:CLA:C3C	2.34	1.05
6:B:558:PRO:HG2	6:B:703:VAL:HB	1.34	1.05
17:N:45:ASN:HB2	17:N:54:LYS:CG	1.83	1.05
17:N:72:LYS:HE2	17:N:74:LYS:HG2	1.33	1.05
20:A:824:CLA:HED1	20:A:825:CLA:C3D	1.85	1.05
6:B:247:THR:HA	6:B:250:ALA:HB2	1.14	1.05
17:N:57:LYS:C	17:N:60:PHE:O	1.94	1.05
20:A:838:CLA:H141	22:A:845:BCR:HC22	1.33	1.05
10:F:24:LYS:N	10:F:24:LYS:HE2	1.71	1.05
16:L:164:PRO:CA	16:L:165:TYR:CB	2.30	1.05
5:A:116:ILE:HG23	5:A:137:GLY:HA3	1.38	1.05
5:A:466:THR:CG2	20:B:811:CLA:HHC	1.86	1.05
12:H:20:GLN:HB3	12:H:22:ASP:HB3	1.06	1.05
15:K:79:LYS:CE	15:K:84:LEU:O	2.05	1.05
21:K:105:LMU:H42	21:K:105:LMU:H81	1.32	1.05
17:N:40:CYS:H	17:N:41:LYS:HA	1.16	1.05
20:2:303:CLA:H43	20:2:303:CLA:C1D	1.86	1.05

Continued on next page...

Continued from previous page...

Atom-1	Atom-2	Interatomic distance (Å)	Clash overlap (Å)
4:4:36:ASN:O	4:4:39:TRP:CB	2.04	1.05
5:A:331:LEU:HD11	5:A:346:LEU:HB3	1.33	1.05
6:B:302:LYS:O	6:B:303:TYR:HB2	1.57	1.05
6:B:474:PHE:HE2	6:B:476:ILE:HG13	1.13	1.05
6:B:493:TRP:O	6:B:495:PRO:HD3	1.57	1.05
12:H:73:PRO:HD3	19:Z:2:FRU:H62	1.12	1.05
15:K:38:LEU:HG	15:K:39:LYS:CD	1.87	1.05
1:1:184:PRO:C	1:1:185:TRP:CD1	2.30	1.04
4:4:122:LYS:CE	4:4:150:LYS:HD3	1.87	1.04
4:4:128:ALA:CB	4:4:143:PHE:CE2	2.39	1.04
20:B:802:CLA:H93	20:B:803:CLA:H91	1.34	1.04
11:G:42:SER:OG	11:G:46:ALA:HB2	1.57	1.04
16:L:108:LYS:O	16:L:132:SER:HB2	1.54	1.04
21:1:217:LMU:H91	21:G:103:LMU:O3'	1.56	1.04
5:A:370:ILE:HG23	5:A:403:GLY:HA3	1.39	1.04
6:B:340:SER:HA	20:B:827:CLA:H51	1.39	1.04
22:2:318:BCR:H23C	22:2:318:BCR:C39	1.88	1.04
4:4:36:ASN:OD1	4:4:37:LEU:HA	1.57	1.04
5:A:21:LEU:HD12	5:A:21:LEU:N	1.66	1.04
20:K:102:CLA:CAC	21:K:105:LMU:O3B	2.05	1.04
2:2:205:PHE:CD1	2:2:206:ALA:N	2.25	1.04
20:2:312:CLA:O1A	20:2:312:CLA:H3A	1.57	1.04
4:4:69:ILE:HG22	4:4:70:ILE:H	0.91	1.04
6:B:323:TYR:CE2	11:G:48:ASP:O	2.10	1.04
7:C:39:ILE:HG12	7:C:40:ALA:H	1.23	1.04
10:F:5:LEU:HG	10:F:6:THR:H	0.92	1.04
10:F:23:LYS:O	10:F:26:GLN:HB2	1.57	1.04
2:2:196:HIS:CE1	19:O:1:GLC:O3	2.11	1.04
20:2:307:CLA:H71	20:2:307:CLA:HBB2	1.05	1.04
3:3:110:SER:O	3:3:111:TYR:CD2	2.10	1.04
5:A:28:LYS:HB3	5:A:28:LYS:HZ3	0.99	1.04
20:A:824:CLA:HBC2	20:A:824:CLA:HHD	1.35	1.04
10:F:25:LEU:CD2	10:F:46:MET:HB3	1.88	1.04
11:G:37:GLU:OE1	11:G:42:SER:HB2	1.54	1.04
21:R:102:LMU:H5B	21:R:102:LMU:C6'	1.86	1.04
20:3:307:CLA:CAC	20:K:104:CLA:H72	1.88	1.03
4:4:122:LYS:HB2	4:4:143:PHE:HD2	0.88	1.03
5:A:197:GLN:HE21	5:A:197:GLN:HA	0.88	1.03
6:B:422:LEU:HD13	6:B:535:VAL:HG11	1.39	1.03
20:B:826:CLA:HBB2	20:B:839:CLA:HMB3	1.40	1.03
7:C:74:THR:OG1	7:C:80:ALA:HB2	1.57	1.03

Continued on next page...

Continued from previous page...

Atom-1	Atom-2	Interatomic distance (Å)	Clash overlap (Å)
21:E:101:LMU:H32	21:E:101:LMU:H72	1.40	1.03
20:2:307:CLA:HBB2	20:2:307:CLA:C7	1.87	1.03
6:B:293:THR:O	11:G:38:GLN:OE1	1.76	1.03
9:E:86:GLU:HG3	9:E:87:VAL:N	1.68	1.03
21:H:105:LMU:C1B	21:H:105:LMU:H31	1.86	1.03
17:N:72:LYS:CB	17:N:73:ASP:CA	2.30	1.03
21:R:101:LMU:H11	21:R:101:LMU:H62	1.39	1.03
2:2:211:LYS:HG2	3:3:113:LEU:HD11	1.36	1.03
5:A:316:MET:HB3	5:A:317:TYR:HB2	1.35	1.03
20:B:838:CLA:H152	22:F:204:BCR:C31	1.88	1.03
20:B:839:CLA:CBC	20:F:201:CLA:HMC2	1.88	1.03
15:K:44:GLU:HG3	15:K:45:SER:N	1.73	1.03
15:K:84:LEU:H	15:K:84:LEU:HD23	0.87	1.03
17:N:67:LEU:HB2	17:N:68:GLU:HG2	1.37	1.03
1:1:24:PHE:HB3	6:B:314:ARG:HH21	0.86	1.03
21:3:320:LMU:H81	21:3:320:LMU:H32	1.05	1.03
5:A:251:ASN:O	5:A:253:ASP:N	1.89	1.03
5:A:588:GLY:HA3	6:B:668:ARG:HD3	1.40	1.03
20:A:839:CLA:CBC	20:A:839:CLA:HHD	1.87	1.03
6:B:269:TRP:HB2	6:B:497:TRP:HH2	1.22	1.03
12:H:44:ALA:HB2	16:L:145:PHE:CD1	1.93	1.03
13:I:11:LEU:CD1	22:I:103:BCR:H10C	1.87	1.03
21:K:107:LMU:C6'	21:K:107:LMU:H32	1.87	1.03
21:2:313:LMU:H21	21:2:313:LMU:H6D	1.40	1.03
4:4:122:LYS:HZ3	4:4:150:LYS:HD2	1.23	1.03
5:A:22:VAL:HG23	5:A:23:ASP:CA	1.88	1.03
21:A:854:LMU:H91	21:A:854:LMU:H21	1.39	1.03
6:B:58:PHE:CB	6:B:146:SER:HB3	1.87	1.03
4:4:40:PHE:HB3	4:4:43:ALA:HB2	1.33	1.02
4:4:122:LYS:CE	4:4:150:LYS:CD	2.36	1.02
5:A:81:ALA:HB2	20:A:804:CLA:CMA	1.88	1.02
5:A:368:LEU:CD2	20:A:818:CLA:H93	1.89	1.02
20:A:826:CLA:H203	22:J:102:BCR:C17	1.88	1.02
21:A:853:LMU:H21	21:A:853:LMU:C8	1.89	1.02
9:E:86:GLU:HG3	9:E:87:VAL:H	0.90	1.02
4:4:142:ASN:O	4:4:150:LYS:HE2	1.57	1.02
5:A:81:ALA:CB	20:A:804:CLA:CMA	2.37	1.02
6:B:594:TRP:O	6:B:595:HIS:HB3	1.54	1.02
7:C:66:ARG:HG2	7:C:66:ARG:HH21	1.21	1.02
20:A:801:CLA:HMC1	20:A:801:CLA:HBC2	1.40	1.02
20:A:838:CLA:H141	22:A:845:BCR:HC21	1.36	1.02

Continued on next page...

Continued from previous page...

Atom-1	Atom-2	Interatomic distance (Å)	Clash overlap (Å)
7:C:62:PHE:CZ	9:E:42:GLU:OE1	2.12	1.02
10:F:47:GLU:HG3	10:F:51:LYS:HE3	1.40	1.02
11:G:49:THR:OG1	11:G:50:ARG:HG2	1.59	1.02
18:R:33:UNK:C	18:R:36:UNK:CB	2.37	1.02
20:1:204:CLA:HED3	20:1:204:CLA:CAA	1.89	1.02
5:A:27:ILE:CG2	5:A:28:LYS:HG2	1.89	1.02
20:B:806:CLA:HMD3	22:F:203:BCR:HC41	1.37	1.02
17:N:40:CYS:N	17:N:41:LYS:HA	1.71	1.02
2:2:169:LEU:HD22	20:2:305:CLA:CBB	1.90	1.02
3:3:94:ARG:CB	3:3:97:PHE:HE1	1.73	1.02
3:3:97:PHE:CE2	3:3:98:ILE:CG2	2.42	1.02
4:4:93:ILE:HA	4:4:96:ILE:CD1	1.89	1.02
20:4:301:CLA:HBC2	20:4:301:CLA:HHD	1.38	1.02
5:A:25:ASP:HB2	5:A:26:PRO:C	1.79	1.02
22:B:801:BCR:H333	20:L:209:CLA:NB	1.74	1.02
13:I:11:LEU:HD12	22:I:103:BCR:H10C	1.03	1.02
18:R:41:UNK:CB	18:R:42:UNK:CA	2.38	1.02
4:4:35:GLU:HB3	4:4:36:ASN:HB3	1.41	1.01
4:4:91:PHE:CD2	20:4:311:CLA:C3C	2.43	1.01
4:4:193:ILE:HG22	4:4:194:VAL:H	1.25	1.01
5:A:590:CYS:SG	24:A:856:SF4:S1	2.58	1.01
5:A:702:GLU:OE2	6:B:550:LYS:NZ	1.93	1.01
20:A:839:CLA:H71	20:A:839:CLA:C12	1.89	1.01
10:F:130:LEU:HG	10:F:131:PHE:H	1.24	1.01
11:G:28:ARG:HG2	11:G:28:ARG:HH21	1.23	1.01
11:G:68:ILE:HG23	11:G:72:LEU:HD13	1.42	1.01
17:N:72:LYS:CE	17:N:74:LYS:CE	2.30	1.01
17:N:72:LYS:NZ	17:N:74:LYS:HE2	1.72	1.01
3:3:92:TRP:HA	3:3:95:THR:HG21	1.37	1.01
4:4:34:PRO:HA	4:4:35:GLU:CB	1.89	1.01
5:A:269:PHE:HE1	15:K:14:THR:HG21	1.18	1.01
20:B:836:CLA:HHD	20:B:836:CLA:CBC	1.91	1.01
10:F:5:LEU:HG	10:F:6:THR:N	1.74	1.01
20:R:108:CLA:HBA2	20:R:108:CLA:HBD	1.38	1.01
3:3:205:GLY:HA3	5:A:252:ARG:HH12	1.24	1.01
4:4:106:TRP:NE1	20:4:301:CLA:CED	2.22	1.01
20:4:303:CLA:HAA2	20:4:303:CLA:CED	1.89	1.01
20:4:305:CLA:HBC2	20:4:305:CLA:HMC1	1.43	1.01
5:A:335:LYS:HG2	5:A:336:GLY:H	1.21	1.01
20:A:814:CLA:C4B	22:A:843:BCR:H19C	1.90	1.01
20:B:809:CLA:HBB	20:B:830:CLA:HBB2	1.41	1.01

Continued on next page...

Continued from previous page...

Atom-1	Atom-2	Interatomic distance (Å)	Clash overlap (Å)
7:C:17:CYS:HB2	7:C:58:CYS:SG	2.01	1.01
16:L:164:PRO:HB3	16:L:165:TYR:HD1	1.23	1.01
17:N:6:TYR:C	17:N:8:GLU:N	2.09	1.01
3:3:95:THR:N	3:3:97:PHE:CE1	2.29	1.01
5:A:452:PHE:HE1	20:A:835:CLA:HBB2	1.17	1.01
1:1:112:ARG:NH1	20:1:210:CLA:CGD	2.22	1.01
20:1:205:CLA:CMC	20:1:208:CLA:HHD	1.89	1.01
5:A:541:VAL:HG11	5:A:615:HIS:CD2	1.94	1.01
20:A:833:CLA:CMA	20:A:839:CLA:HBB1	1.90	1.01
22:B:801:BCR:C33	20:L:209:CLA:C3B	2.38	1.01
14:J:11:ALA:HB1	14:J:12:PRO:HD2	1.42	1.01
15:K:1:ASP:HA	15:K:5:SER:HB3	1.43	1.01
4:4:106:TRP:CG	20:4:301:CLA:HED3	1.94	1.00
5:A:249:ILE:HG12	5:A:250:LEU:N	1.73	1.00
5:A:454:GLY:H	5:A:457:SER:HB3	1.24	1.00
6:B:202:SER:O	6:B:245:GLY:HA2	1.60	1.00
21:H:105:LMU:H3'	21:H:105:LMU:O5B	1.60	1.00
17:N:58:VAL:HB	17:N:59:PRO:HD2	1.04	1.00
21:R:104:LMU:H21	21:R:104:LMU:H2'	1.05	1.00
1:1:25:ASP:H	6:B:314:ARG:HH22	1.07	1.00
21:2:313:LMU:H82	21:2:313:LMU:H41	1.35	1.00
3:3:48:PHE:HD2	3:3:49:ILE:HG22	0.85	1.00
21:3:320:LMU:H81	21:3:320:LMU:C3	1.90	1.00
4:4:122:LYS:CG	4:4:150:LYS:HD3	1.91	1.00
4:4:128:ALA:N	4:4:143:PHE:HZ	1.58	1.00
5:A:81:ALA:CB	20:A:804:CLA:HMA1	1.90	1.00
5:A:246:HIS:HE1	20:A:840:CLA:HMA3	1.27	1.00
5:A:402:ILE:CG1	20:A:827:CLA:HBB2	1.90	1.00
10:F:26:GLN:OE1	10:F:26:GLN:HA	1.55	1.00
17:N:32:ALA:HB1	17:N:35:VAL:HG22	1.42	1.00
1:1:183:ASP:CG	1:1:184:PRO:CD	2.29	1.00
3:3:94:ARG:NH1	3:3:97:PHE:CD2	2.29	1.00
20:A:824:CLA:CED	20:A:825:CLA:HMD1	1.90	1.00
20:B:824:CLA:H151	20:B:824:CLA:H102	1.37	1.00
8:D:44:GLU:HB2	8:D:46:TYR:HE2	1.24	1.00
16:L:163:LEU:CG	16:L:164:PRO:CD	2.40	1.00
17:N:72:LYS:HB3	17:N:73:ASP:HA	1.05	1.00
20:A:819:CLA:C9	22:A:844:BCR:H373	1.91	1.00
6:B:697:PRO:O	7:C:79:LEU:CD1	2.09	1.00
1:1:27:LEU:CD1	6:B:314:ARG:CZ	2.39	1.00
1:1:179:THR:CG2	4:4:87:SER:HB3	1.91	1.00

Continued on next page...

Continued from previous page...

Atom-1	Atom-2	Interatomic distance (Å)	Clash overlap (Å)
4:4:170:HIS:O	4:4:171:ASN:O	1.79	1.00
6:B:119:GLY:HA3	20:B:829:CLA:HED1	1.01	1.00
4:4:142:ASN:O	4:4:150:LYS:CE	2.10	1.00
3:3:94:ARG:NH1	3:3:97:PHE:CE2	2.29	1.00
20:A:824:CLA:CED	20:A:825:CLA:CMD	2.40	1.00
8:D:117:GLY:O	8:D:118:VAL:HG23	1.60	1.00
20:K:102:CLA:O1A	20:K:102:CLA:H3A	1.62	1.00
16:L:163:LEU:HB3	16:L:164:PRO:HD2	1.44	1.00
4:4:34:PRO:CA	4:4:35:GLU:HB2	1.91	0.99
6:B:103:ALA:O	6:B:104:PHE:HB2	1.58	0.99
6:B:732:LYS:CB	6:B:733:PHE:CA	2.35	0.99
20:B:810:CLA:HBB2	20:B:810:CLA:C9	1.92	0.99
22:B:846:BCR:H382	22:B:846:BCR:H23C	1.41	0.99
15:K:44:GLU:CD	15:K:45:SER:CA	2.30	0.99
17:N:41:LYS:HB2	17:N:42:PHE:HA	1.43	0.99
5:A:27:ILE:CA	5:A:28:LYS:HG2	1.91	0.99
5:A:197:GLN:HA	5:A:197:GLN:NE2	1.69	0.99
5:A:645:SER:HB3	6:B:637:PRO:HG3	1.42	0.99
20:A:826:CLA:C20	22:J:102:BCR:H17C	1.92	0.99
6:B:119:GLY:CA	20:B:829:CLA:HED1	1.92	0.99
16:L:163:LEU:HD12	16:L:164:PRO:N	1.75	0.99
17:N:72:LYS:CD	17:N:74:LYS:HG3	1.89	0.99
5:A:25:ASP:CB	5:A:26:PRO:CA	2.29	0.99
20:L:202:CLA:H12	20:L:202:CLA:O1D	1.62	0.99
21:F:202:LMU:H71	21:F:202:LMU:H31	1.41	0.99
3:3:74:ALA:HB3	3:3:75:PRO:HD3	1.45	0.99
20:H:101:CLA:H61	20:H:101:CLA:CMA	1.93	0.99
21:H:106:LMU:H102	21:H:106:LMU:H62	1.44	0.99
4:4:121:PHE:CE2	4:4:122:LYS:O	2.16	0.99
11:G:33:LYS:HA	11:G:33:LYS:HE3	1.41	0.99
16:L:164:PRO:CA	16:L:165:TYR:CG	2.46	0.99
3:3:97:PHE:CD2	3:3:97:PHE:C	2.29	0.99
20:3:311:CLA:H102	20:3:311:CLA:H142	1.45	0.99
4:4:69:ILE:CG2	4:4:70:ILE:H	1.76	0.99
5:A:27:ILE:C	5:A:28:LYS:CG	2.28	0.99
5:A:208:ALA:HA	5:A:310:PHE:O	1.60	0.99
20:B:823:CLA:H72	20:B:823:CLA:HBB2	1.43	0.99
17:N:72:LYS:HB2	17:N:73:ASP:HA	1.43	0.99
3:3:94:ARG:NE	3:3:97:PHE:CZ	2.29	0.98
4:4:37:LEU:O	4:4:39:TRP:HB3	1.61	0.98
8:D:32:SER:O	16:L:21:GLY:HA2	1.62	0.98

Continued on next page...

Continued from previous page...

Atom-1	Atom-2	Interatomic distance (Å)	Clash overlap (Å)
5:A:27:ILE:HG22	5:A:28:LYS:HG2	1.42	0.98
20:A:824:CLA:H72	20:A:825:CLA:CED	1.91	0.98
6:B:247:THR:CA	6:B:250:ALA:HB2	1.92	0.98
22:B:847:BCR:H23C	22:B:847:BCR:H382	1.45	0.98
11:G:42:SER:O	11:G:46:ALA:HB3	1.61	0.98
12:H:44:ALA:CB	16:L:145:PHE:HD1	1.75	0.98
2:2:70:LYS:HG3	2:2:73:ILE:CG1	1.92	0.98
3:3:98:ILE:O	17:N:63:ASP:O	1.81	0.98
4:4:106:TRP:CD2	20:4:301:CLA:HED3	1.96	0.98
5:A:267:THR:O	5:A:269:PHE:HD2	1.45	0.98
16:L:56:VAL:HA	20:L:209:CLA:HED2	1.45	0.98
20:4:306:CLA:CGD	20:4:306:CLA:HAA2	1.93	0.98
1:1:144:LYS:NZ	20:1:201:CLA:CED	2.15	0.98
4:4:95:PHE:CE2	20:4:314:CLA:C4C	2.46	0.98
2:2:70:LYS:HG3	2:2:73:ILE:HG13	1.42	0.98
4:4:69:ILE:HD12	4:4:175:LYS:HG2	1.45	0.98
5:A:394:SER:HB2	20:A:826:CLA:HMA1	1.44	0.98
22:I:103:BCR:HC8	22:I:103:BCR:H313	1.02	0.98
5:A:24:ARG:H	5:A:24:ARG:CD	1.76	0.98
20:2:317:CLA:C19	20:2:317:CLA:H151	1.94	0.98
10:F:42:ILE:HG13	10:F:43:LYS:H	1.27	0.98
15:K:46:GLY:O	15:K:47:LEU:HD12	1.64	0.98
17:N:63:ASP:H	17:N:64:ASP:CB	1.77	0.98
2:2:174:VAL:O	2:2:178:TRP:CD1	2.16	0.98
3:3:173:GLU:HG2	3:3:174:LYS:H	1.29	0.98
4:4:128:ALA:HB2	4:4:143:PHE:CZ	1.99	0.98
5:A:401:TRP:CD1	20:A:826:CLA:HHC	1.98	0.98
9:E:39:LEU:H	9:E:40:ARG:NH1	1.61	0.98
16:L:64:LEU:HB3	16:L:68:PHE:HE1	1.28	0.98
20:2:305:CLA:H2	20:2:307:CLA:HMD3	1.46	0.97
5:A:316:MET:CG	5:A:317:TYR:CD1	2.47	0.97
5:A:715:LYS:HD2	10:F:153:ASN:OD1	1.64	0.97
20:A:818:CLA:C12	20:A:818:CLA:CBB	2.42	0.97
20:B:838:CLA:HBC1	10:F:83:PHE:CZ	2.00	0.97
7:C:14:CYS:HA	7:C:17:CYS:HG	1.27	0.97
11:G:12:THR:HG22	11:G:72:LEU:CG	1.94	0.97
17:N:72:LYS:CB	17:N:74:LYS:H	1.77	0.97
17:N:72:LYS:CD	17:N:74:LYS:HG2	1.89	0.97
20:3:311:CLA:H142	20:3:311:CLA:C10	1.94	0.97
20:H:111:CLA:HMA2	20:H:111:CLA:CGA	1.93	0.97
4:4:69:ILE:HG22	4:4:70:ILE:N	1.73	0.97

Continued on next page...

Continued from previous page...

Atom-1	Atom-2	Interatomic distance (Å)	Clash overlap (Å)
4:4:118:ASP:OD1	4:4:123:GLN:HB2	1.63	0.97
20:A:839:CLA:HMA2	20:A:839:CLA:CBA	1.94	0.97
13:I:11:LEU:HD12	22:I:103:BCR:C10	1.93	0.97
17:N:79:SER:HA	17:N:80:ASN:O	1.63	0.97
5:A:195:TRP:CZ2	20:A:810:CLA:HMA1	2.00	0.97
20:A:819:CLA:HMD3	20:A:821:CLA:CBB	1.94	0.97
20:A:839:CLA:HBA1	20:A:839:CLA:HMA2	0.99	0.97
6:B:58:PHE:HB2	6:B:146:SER:CB	1.92	0.97
16:L:122:GLY:C	16:L:124:LYS:H	1.67	0.97
20:1:215:CLA:HAA2	20:1:215:CLA:O1D	1.61	0.97
4:4:106:TRP:CE2	20:4:301:CLA:CED	2.46	0.97
6:B:517:PHE:CD2	6:B:517:PHE:O	2.18	0.97
17:N:41:LYS:HG3	17:N:42:PHE:HB3	0.99	0.97
7:C:7:ILE:HG22	7:C:65:VAL:CG2	1.94	0.97
5:A:304:LEU:HD22	20:A:816:CLA:CBB	1.95	0.97
6:B:596:TRP:HH2	6:B:612:SER:O	1.40	0.97
13:I:8:PHE:HB2	20:I:102:CLA:OBD	1.64	0.97
22:I:103:BCR:H313	22:I:103:BCR:C8	1.93	0.97
5:A:365:LEU:HD23	20:A:805:CLA:HED3	1.45	0.97
20:B:824:CLA:H43	20:B:824:CLA:HAA1	1.46	0.97
10:F:22:LEU:H	10:F:22:LEU:HD12	1.30	0.97
17:N:47:THR:HG21	17:N:54:LYS:NZ	1.77	0.97
2:2:55:ALA:HB3	2:2:56:MET:CE	1.95	0.97
7:C:74:THR:OG1	7:C:80:ALA:CB	2.12	0.97
15:K:40:LEU:O	15:K:41:GLU:HB2	1.63	0.97
20:2:312:CLA:H8	20:2:312:CLA:C4	1.94	0.96
4:4:39:TRP:C	4:4:40:PHE:CD1	2.38	0.96
7:C:7:ILE:HG22	7:C:65:VAL:HG21	1.46	0.96
3:3:158:TYR:OH	20:3:304:CLA:C3B	2.13	0.96
5:A:599:PHE:CE2	5:A:735:VAL:HG21	2.00	0.96
16:L:27:VAL:HA	20:L:204:CLA:HMA3	1.47	0.96
2:2:169:LEU:CD2	20:2:305:CLA:CBB	2.43	0.96
4:4:147:LEU:CD1	4:4:148:GLU:H	1.78	0.96
11:G:44:PHE:C	11:G:47:GLY:CA	2.34	0.96
6:B:551:LYS:NZ	8:D:140:ASN:O	1.98	0.96
21:E:101:LMU:H51	21:E:101:LMU:H12	1.47	0.96
11:G:12:THR:CG2	11:G:72:LEU:HG	1.95	0.96
5:A:462:ILE:HD11	20:B:802:CLA:H51	1.46	0.96
7:C:1:MET:H1	7:C:4:SER:CA	1.79	0.96
4:4:142:ASN:CA	4:4:150:LYS:HZ3	1.79	0.96
5:A:22:VAL:CB	5:A:23:ASP:CA	2.41	0.96

Continued on next page...

Continued from previous page...

Atom-1	Atom-2	Interatomic distance (Å)	Clash overlap (Å)
5:A:316:MET:CB	5:A:317:TYR:CD1	2.49	0.96
4:4:192:THR:HG22	4:4:195:GLN:H	1.27	0.96
20:4:315:CLA:HBD	20:4:315:CLA:HBA1	1.47	0.96
5:A:78:VAL:HG11	20:A:805:CLA:HBC3	1.48	0.96
6:B:5:ILE:HB	6:B:6:PRO:HD2	1.48	0.96
22:B:847:BCR:HC31	20:L:203:CLA:HMD3	1.46	0.96
6:B:697:PRO:O	7:C:79:LEU:HD13	1.65	0.96
16:L:88:ALA:C	16:L:90:GLY:H	1.67	0.96
18:R:40:UNK:N	18:R:41:UNK:CB	2.29	0.96
3:3:94:ARG:HG3	3:3:97:PHE:CE1	1.95	0.96
7:C:44:ARG:HH21	8:D:127:ARG:HB3	1.25	0.96
12:H:73:PRO:CG	19:Z:2:FRU:H5	1.96	0.96
17:N:45:ASN:CG	17:N:54:LYS:HG2	1.86	0.96
22:A:845:BCR:C31	20:A:851:CLA:H143	1.96	0.96
20:B:826:CLA:H11	20:B:839:CLA:HED3	1.46	0.96
20:H:112:CLA:HAC2	22:I:103:BCR:HC31	1.46	0.96
5:A:365:LEU:CD2	20:A:805:CLA:HED3	1.96	0.95
4:4:94:GLU:CG	4:4:95:PHE:CD1	2.49	0.95
6:B:269:TRP:HB2	6:B:497:TRP:CH2	2.02	0.95
6:B:732:LYS:HD2	6:B:734:GLY:N	1.80	0.95
18:R:34:UNK:N	18:R:36:UNK:CB	2.29	0.95
4:4:75:TRP:HB2	20:4:310:CLA:HMD3	1.44	0.95
4:4:142:ASN:C	4:4:150:LYS:HZ3	1.65	0.95
5:A:58:HIS:CE1	20:A:803:CLA:ND	2.34	0.95
5:A:606:TYR:O	5:A:610:SER:HB2	1.66	0.95
20:A:801:CLA:O1D	20:A:801:CLA:HAA1	1.66	0.95
20:A:819:CLA:H92	22:A:844:BCR:H373	0.97	0.95
20:B:824:CLA:H71	20:B:824:CLA:C2	1.95	0.95
22:F:204:BCR:H321	22:F:204:BCR:HC8	0.98	0.95
4:4:91:PHE:CG	20:4:311:CLA:C3C	2.49	0.95
5:A:27:ILE:O	5:A:27:ILE:HG23	1.66	0.95
10:F:23:LYS:HD3	10:F:23:LYS:N	1.78	0.95
3:3:94:ARG:HH22	3:3:98:ILE:CG2	1.78	0.95
22:A:844:BCR:H23C	22:A:844:BCR:H382	1.48	0.95
6:B:403:ASN:O	6:B:406:ASN:CB	2.14	0.95
20:B:824:CLA:H43	20:B:824:CLA:C1A	1.96	0.95
12:H:44:ALA:HB2	16:L:145:PHE:HD1	1.26	0.95
20:J:101:CLA:HBA2	20:J:101:CLA:CBD	1.95	0.95
3:3:92:TRP:N	3:3:93:PHE:CB	2.30	0.95
4:4:36:ASN:CB	4:4:39:TRP:CE3	2.49	0.95
5:A:217:SER:OG	22:A:843:BCR:C17	2.15	0.95

Continued on next page...

Continued from previous page...

Atom-1	Atom-2	Interatomic distance (Å)	Clash overlap (Å)
6:B:266:GLN:O	6:B:267:SER:HB3	1.65	0.95
5:A:453:LEU:HB3	5:A:547:PHE:HB2	1.48	0.95
20:B:806:CLA:C19	10:F:104:TYR:HB3	1.96	0.95
20:B:826:CLA:HBB2	20:B:839:CLA:HMB2	1.48	0.95
20:B:834:CLA:O2A	20:B:835:CLA:HMB3	1.67	0.95
17:N:75:TYR:O	17:N:76:LYS:O	1.84	0.95
18:R:34:UNK:CB	18:R:36:UNK:N	2.29	0.95
4:4:95:PHE:CZ	20:4:314:CLA:C4C	2.50	0.95
9:E:86:GLU:CG	9:E:87:VAL:H	1.72	0.95
17:N:41:LYS:HD2	17:N:42:PHE:CB	1.97	0.95
3:3:110:SER:C	3:3:111:TYR:CD2	2.40	0.95
20:A:825:CLA:CAB	20:A:832:CLA:CMA	2.45	0.95
22:A:845:BCR:H313	20:A:851:CLA:H143	1.46	0.95
2:2:118:CYS:O	2:2:119:VAL:HG13	1.67	0.95
6:B:561:GLY:HA3	7:C:52:LYS:CG	1.97	0.95
7:C:78:GLY:O	7:C:81:TYR:HE1	1.50	0.95
3:3:94:ARG:CZ	3:3:97:PHE:CZ	2.49	0.94
20:3:310:CLA:HHD	20:3:310:CLA:HBC3	1.49	0.94
5:A:24:ARG:NH1	5:A:29:THR:CB	2.29	0.94
17:N:41:LYS:CD	17:N:42:PHE:CB	2.45	0.94
2:2:73:ILE:O	2:2:74:LEU:HG	1.67	0.94
2:2:169:LEU:HD23	20:2:305:CLA:HBB2	1.46	0.94
4:4:40:PHE:CG	4:4:43:ALA:HB2	2.00	0.94
20:A:818:CLA:CBB	20:A:818:CLA:H122	1.97	0.94
11:G:28:ARG:HG2	11:G:29:GLU:N	1.78	0.94
16:L:56:VAL:HA	20:L:209:CLA:CED	1.97	0.94
17:N:57:LYS:HG3	17:N:58:VAL:H	0.78	0.94
17:N:72:LYS:HB3	17:N:73:ASP:C	1.85	0.94
4:4:37:LEU:C	4:4:39:TRP:CB	2.36	0.94
21:K:107:LMU:H32	21:K:107:LMU:H6D	1.47	0.94
17:N:72:LYS:HE2	17:N:74:LYS:HE2	1.25	0.94
5:A:79:PHE:CE2	5:A:185:HIS:CD2	2.55	0.94
5:A:362:LEU:HD11	20:A:828:CLA:HBB2	1.48	0.94
20:A:839:CLA:H122	20:A:839:CLA:C7	1.92	0.94
20:A:850:CLA:HMB3	20:B:850:CLA:H18	1.49	0.94
23:B:843:PQN:C16	22:B:847:BCR:C33	2.44	0.94
10:F:153:ASN:C	10:F:153:ASN:HD22	1.69	0.94
26:H:109:UNL:O6	26:H:109:UNL:O4'	1.85	0.94
17:N:72:LYS:NZ	17:N:74:LYS:CE	2.30	0.94
1:1:163:VAL:HA	1:1:166:SER:HB3	1.47	0.94
4:4:94:GLU:HB3	4:4:95:PHE:CE1	2.03	0.94

Continued on next page...

Continued from previous page...

Atom-1	Atom-2	Interatomic distance (Å)	Clash overlap (Å)
4:4:122:LYS:NZ	4:4:150:LYS:HD2	1.82	0.94
4:4:147:LEU:CD2	4:4:148:GLU:HG3	1.97	0.94
4:4:160:MET:HE2	4:4:163:PHE:HD2	1.33	0.94
5:A:76:ARG:CZ	5:A:192:LYS:HG2	1.98	0.94
6:B:25:ILE:CG2	22:L:211:BCR:H282	1.97	0.94
2:2:54:TRP:CZ2	2:2:109:ARG:HD2	2.02	0.94
6:B:119:GLY:HA3	20:B:829:CLA:CED	1.94	0.94
20:3:311:CLA:HMC1	20:3:311:CLA:HBC3	1.49	0.94
4:4:75:TRP:CE3	4:4:76:TYR:N	2.35	0.94
4:4:122:LYS:CB	4:4:143:PHE:CD2	2.50	0.94
5:A:328:LYS:CG	5:A:332:GLU:HB2	1.95	0.94
12:H:20:GLN:HB3	12:H:22:ASP:CB	1.98	0.94
17:N:67:LEU:C	17:N:68:GLU:HG3	1.87	0.94
4:4:38:ARG:HG3	4:4:39:TRP:N	1.82	0.94
4:4:147:LEU:HD21	4:4:148:GLU:HG3	1.48	0.94
5:A:160:SER:O	5:A:163:GLN:HG2	1.66	0.94
6:B:708:VAL:O	6:B:712:HIS:HB2	1.65	0.94
22:B:801:BCR:H332	20:L:209:CLA:C3B	1.97	0.94
7:C:14:CYS:CA	7:C:17:CYS:SG	2.55	0.94
7:C:20:ALA:O	7:C:21:CYS:HB2	1.64	0.94
9:E:52:VAL:O	9:E:53:VAL:HG23	1.65	0.94
16:L:163:LEU:HD12	16:L:164:PRO:CG	1.98	0.94
2:2:178:TRP:O	2:2:182:ILE:HG13	1.66	0.94
20:2:307:CLA:H41	20:2:307:CLA:H93	1.50	0.94
20:A:814:CLA:CHC	22:A:843:BCR:H17C	1.98	0.94
20:B:803:CLA:HBB	20:B:803:CLA:H43	1.50	0.94
7:C:54:CYS:CB	24:C:102:SF4:S1	2.55	0.94
16:L:161:LEU:CD1	16:L:162:ASP:O	2.15	0.94
3:3:92:TRP:HA	3:3:95:THR:CB	1.98	0.94
4:4:122:LYS:CB	4:4:143:PHE:HD2	1.80	0.94
4:4:169:GLN:NE2	20:4:304:CLA:HHD	1.83	0.94
5:A:368:LEU:HD21	20:A:818:CLA:H93	1.48	0.94
5:A:511:THR:HG23	20:A:817:CLA:O1A	1.68	0.94
20:A:818:CLA:H71	20:A:818:CLA:CAB	1.97	0.94
6:B:5:ILE:HB	6:B:6:PRO:CD	1.98	0.94
6:B:661:PHE:HB2	20:B:803:CLA:CMC	1.97	0.94
20:B:810:CLA:H92	20:B:810:CLA:CBB	1.98	0.94
7:C:1:MET:H3	7:C:4:SER:HB3	1.10	0.94
21:F:202:LMU:H22	21:F:202:LMU:H82	1.50	0.94
3:3:92:TRP:N	3:3:93:PHE:CD1	2.36	0.93
5:A:22:VAL:CG2	5:A:23:ASP:CA	2.45	0.93

Continued on next page...

Continued from previous page...

Atom-1	Atom-2	Interatomic distance (Å)	Clash overlap (Å)
4:4:149:ALA:CB	4:4:151:GLU:HG2	1.98	0.93
4:4:154:ILE:HG13	4:4:155:ALA:H	1.34	0.93
4:4:192:THR:HG21	4:4:195:GLN:H	1.31	0.93
6:B:432:HIS:HE1	20:B:832:CLA:NB	1.65	0.93
16:L:161:LEU:HD12	16:L:162:ASP:O	1.68	0.93
2:2:50:VAL:O	2:2:54:TRP:HD1	1.51	0.93
3:3:74:ALA:HA	20:3:306:CLA:C4D	1.96	0.93
4:4:192:THR:HG22	4:4:193:ILE:C	1.88	0.93
20:A:808:CLA:CHC	20:A:809:CLA:HMD2	1.98	0.93
20:B:839:CLA:CBC	20:B:839:CLA:HMC1	1.98	0.93
2:2:211:LYS:HE2	2:2:211:LYS:HA	1.50	0.93
3:3:94:ARG:HG3	3:3:97:PHE:HZ	1.14	0.93
6:B:25:ILE:HG21	22:L:211:BCR:H292	0.94	0.93
6:B:732:LYS:CB	6:B:733:PHE:C	2.37	0.93
7:C:59:PRO:O	24:C:103:SF4:S3	2.26	0.93
20:3:315:CLA:CGA	20:3:315:CLA:H3A	1.98	0.93
20:4:318:CLA:HMC1	20:4:318:CLA:CBC	1.99	0.93
24:A:856:SF4:S1	24:A:856:SF4:S2	2.66	0.93
6:B:294:ASN:HB3	11:G:36:PRO:HD2	1.50	0.93
20:A:825:CLA:O1D	20:A:825:CLA:HBA1	1.68	0.93
17:N:62:SER:HB3	17:N:66:ASP:HB3	1.47	0.93
2:2:110:TRP:O	2:2:113:ILE:HG12	1.69	0.93
6:B:474:PHE:CE2	6:B:476:ILE:HG13	2.03	0.93
16:L:37:LEU:O	16:L:42:ALA:HB3	1.68	0.93
2:2:110:TRP:HD1	2:2:113:ILE:HG21	1.33	0.93
5:A:242:ILE:HG12	5:A:243:PRO:HD3	1.50	0.93
20:B:824:CLA:HMD2	20:B:825:CLA:CBB	1.97	0.93
3:3:92:TRP:N	3:3:93:PHE:HB2	1.84	0.93
5:A:27:ILE:HG22	5:A:28:LYS:HG3	1.48	0.93
6:B:310:PRO:HG2	6:B:311:PRO:HD2	1.51	0.93
20:H:111:CLA:O1A	20:H:111:CLA:H43	1.67	0.93
17:N:66:ASP:O	17:N:67:LEU:HG	1.69	0.93
6:B:732:LYS:CB	6:B:733:PHE:HA	1.97	0.93
7:C:1:MET:H1	7:C:4:SER:N	1.66	0.93
11:G:49:THR:OG1	11:G:50:ARG:CG	2.13	0.93
20:A:850:CLA:H11	6:B:616:LEU:HG	1.51	0.92
6:B:127:ILE:HD13	6:B:198:ALA:HB2	1.51	0.92
6:B:612:SER:HA	6:B:615:TYR:HE1	1.33	0.92
22:B:801:BCR:H332	20:L:209:CLA:C4B	1.97	0.92
9:E:51:SER:HB3	9:E:68:ARG:CZ	1.99	0.92
18:R:35:UNK:C	18:R:38:UNK:CB	2.46	0.92

Continued on next page...

Continued from previous page...

Atom-1	Atom-2	Interatomic distance (Å)	Clash overlap (Å)
9:E:72:VAL:O	9:E:73:ASN:HB3	1.68	0.92
2:2:129:LYS:O	2:2:132:GLY:N	2.01	0.92
5:A:370:ILE:HG22	5:A:400:MET:HA	1.51	0.92
5:A:390:ALA:HB2	5:A:754:ILE:HB	1.52	0.92
22:A:845:BCR:H313	20:A:851:CLA:C14	1.99	0.92
24:A:856:SF4:S2	24:A:856:SF4:S4	2.67	0.92
20:B:828:CLA:O1D	20:B:829:CLA:HMA1	1.68	0.92
12:H:27:ASP:O	12:H:29:PRO:HD3	1.68	0.92
3:3:94:ARG:NH2	3:3:98:ILE:CG2	2.30	0.92
4:4:124:TYR:O	4:4:127:PRO:CD	2.17	0.92
22:A:845:BCR:H393	22:A:845:BCR:H23C	1.49	0.92
9:E:56:ASP:HB2	9:E:64:PRO:HB3	1.49	0.92
2:2:94:LEU:O	2:2:98:GLU:HB3	1.69	0.92
5:A:669:GLY:H	6:B:445:ALA:HA	1.31	0.92
5:A:705:GLU:HB3	6:B:545:LYS:HZ1	1.33	0.92
6:B:493:TRP:CZ2	20:B:835:CLA:HBA1	2.05	0.92
10:F:5:LEU:CG	10:F:6:THR:H	1.81	0.92
4:4:142:ASN:CA	4:4:150:LYS:NZ	2.33	0.92
5:A:246:HIS:CE1	20:A:840:CLA:HMA3	2.04	0.92
20:A:831:CLA:C4	16:L:64:LEU:HD23	1.99	0.92
20:B:823:CLA:HBC2	20:B:824:CLA:HBA1	1.51	0.92
20:B:824:CLA:H2A	20:B:824:CLA:O2D	1.70	0.92
20:B:829:CLA:H142	22:B:845:BCR:H10C	1.49	0.92
20:K:104:CLA:HBC3	20:K:104:CLA:HHD	1.51	0.92
17:N:72:LYS:CG	17:N:74:LYS:CG	2.41	0.92
20:A:831:CLA:H51	16:L:67:PRO:HB3	1.51	0.92
17:N:6:TYR:C	17:N:8:GLU:H	1.70	0.92
21:A:853:LMU:H22	21:A:853:LMU:C6	1.89	0.92
7:C:14:CYS:SG	7:C:18:VAL:O	2.28	0.92
16:L:163:LEU:CD1	16:L:164:PRO:N	2.31	0.92
2:2:128:ASN:C	2:2:130:LEU:N	2.16	0.92
5:A:472:ARG:NH1	16:L:74:LEU:HG	1.84	0.92
20:B:826:CLA:CBB	20:B:839:CLA:HMB3	1.99	0.92
13:I:11:LEU:HG	22:I:103:BCR:C7	2.00	0.92
17:N:76:LYS:HG3	17:N:77:CYS:H	1.34	0.92
2:2:64:ILE:O	2:2:68:LEU:HB2	1.69	0.91
6:B:361:ILE:HG23	6:B:368:GLN:OE1	1.69	0.91
6:B:442:VAL:HG21	20:B:833:CLA:HAC2	1.52	0.91
7:C:74:THR:CB	7:C:80:ALA:HB2	2.00	0.91
13:I:26:LEU:HA	13:I:29:GLU:O	1.70	0.91
4:4:151:GLU:C	4:4:154:ILE:H	1.71	0.91

Continued on next page...

Continued from previous page...

Atom-1	Atom-2	Interatomic distance (Å)	Clash overlap (Å)
5:A:316:MET:HB3	5:A:317:TYR:CB	2.00	0.91
10:F:22:LEU:O	10:F:25:LEU:HB2	1.70	0.91
17:N:61:LEU:C	17:N:61:LEU:HD12	1.88	0.91
18:R:34:UNK:H	18:R:36:UNK:C	1.82	0.91
5:A:22:VAL:CG2	5:A:23:ASP:N	2.29	0.91
11:G:60:SER:HA	11:G:63:PRO:HD2	1.53	0.91
1:1:179:THR:HG21	4:4:87:SER:HB3	1.49	0.91
2:2:96:ILE:HG13	2:2:97:VAL:H	1.35	0.91
3:3:74:ALA:HA	20:3:306:CLA:C2D	2.01	0.91
5:A:51:THR:CG2	20:A:837:CLA:HBB2	1.99	0.91
5:A:340:GLY:O	5:A:343:HIS:HB2	1.70	0.91
4:4:74:LYS:H	4:4:75:TRP:HA	1.36	0.91
5:A:98:PHE:CZ	20:A:807:CLA:HMD3	2.04	0.91
5:A:302:HIS:O	5:A:306:ILE:HG12	1.70	0.91
5:A:316:MET:HG2	5:A:317:TYR:CE1	2.05	0.91
6:B:382:ILE:CG2	6:B:383:MET:H	1.83	0.91
20:B:839:CLA:HBC1	20:F:201:CLA:HMC2	1.52	0.91
21:G:101:LMU:H22	21:G:101:LMU:C6'	2.00	0.91
20:A:825:CLA:CAB	20:A:832:CLA:HMA2	2.00	0.91
6:B:247:THR:HA	6:B:250:ALA:CB	2.00	0.91
5:A:22:VAL:CA	5:A:23:ASP:C	2.38	0.91
5:A:197:GLN:HE21	5:A:197:GLN:CA	1.80	0.91
1:1:185:TRP:HH2	20:1:213:CLA:C1	1.57	0.91
5:A:648:THR:HG23	5:A:651:GLY:H	1.36	0.91
11:G:26:PHE:HB2	11:G:27:GLN:HE21	1.35	0.91
5:A:342:GLY:HA3	5:A:430:ASP:HB2	0.93	0.90
1:1:37:GLU:HA	1:1:40:LYS:HB2	1.50	0.90
5:A:22:VAL:HB	5:A:23:ASP:CA	2.01	0.90
20:A:825:CLA:HBC2	20:A:825:CLA:HMC1	1.51	0.90
6:B:279:ALA:O	20:B:817:CLA:HMB3	1.71	0.90
20:B:817:CLA:HBC2	20:B:817:CLA:HHD	1.53	0.90
1:1:185:TRP:CH2	20:1:213:CLA:C2	2.49	0.90
4:4:102:GLU:OE2	20:4:313:CLA:C4B	2.18	0.90
4:4:145:PRO:O	4:4:147:LEU:HA	1.70	0.90
20:4:304:CLA:HMC1	20:4:304:CLA:CBC	2.01	0.90
5:A:40:PHE:HE1	5:A:53:TRP:CD1	1.89	0.90
20:A:824:CLA:HBA2	20:A:836:CLA:HED1	1.53	0.90
12:H:69:SER:HB2	20:H:111:CLA:C6	2.02	0.90
20:H:112:CLA:C4C	22:I:103:BCR:HC22	2.01	0.90
18:R:52:UNK:CA	18:R:53:UNK:CB	2.48	0.90
1:1:89:VAL:HB	1:1:90:PRO:HD3	1.50	0.90

Continued on next page...

Continued from previous page...

Atom-1	Atom-2	Interatomic distance (Å)	Clash overlap (Å)
1:1:184:PRO:C	1:1:185:TRP:CG	2.44	0.90
20:A:806:CLA:H43	20:A:828:CLA:H11	1.50	0.90
21:A:853:LMU:H1'	21:A:853:LMU:H31	1.53	0.90
7:C:73:THR:OG1	7:C:76:SER:HB3	1.70	0.90
19:W:1:GLC:C1	19:W:2:FRU:H5	2.02	0.90
20:4:306:CLA:HMA2	20:4:306:CLA:CBA	2.00	0.90
2:2:102:ILE:C	20:2:310:CLA:CBB	2.40	0.90
20:B:810:CLA:HMC2	22:B:847:BCR:H281	1.53	0.90
17:N:58:VAL:CB	17:N:59:PRO:CD	2.48	0.90
20:2:302:CLA:HBC2	20:2:302:CLA:HHD	1.54	0.90
20:2:303:CLA:C4	20:2:303:CLA:C4C	2.50	0.90
5:A:114:THR:HG22	5:A:115:HIS:CE1	2.05	0.90
6:B:666:SER:HB3	6:B:671:TRP:HE1	1.34	0.90
11:G:68:ILE:CG2	11:G:72:LEU:HD13	2.02	0.90
15:K:83:VAL:O	15:K:84:LEU:O	1.88	0.90
3:3:92:TRP:N	3:3:93:PHE:CG	2.40	0.90
20:3:315:CLA:H3A	20:3:315:CLA:O1A	1.72	0.90
5:A:27:ILE:HG23	5:A:28:LYS:HD3	1.52	0.90
5:A:73:GLU:O	5:A:76:ARG:N	2.05	0.90
5:A:451:ILE:HD12	20:A:830:CLA:HED3	1.53	0.90
20:B:808:CLA:C9	20:B:825:CLA:O1D	2.19	0.90
20:B:824:CLA:HMC1	20:B:824:CLA:HBC3	1.52	0.90
21:E:101:LMU:H12	21:E:101:LMU:C5	2.01	0.90
20:K:104:CLA:H41	20:K:104:CLA:H8	0.92	0.90
5:A:466:THR:HG22	20:B:811:CLA:CHC	2.01	0.90
8:D:113:HIS:H	8:D:114:PRO:HD2	1.34	0.90
2:2:127:ASN:HB3	14:J:1:MET:O	1.70	0.90
5:A:162:LEU:O	5:A:165:TYR:HB3	1.72	0.90
20:A:833:CLA:H3A	20:A:839:CLA:CBB	2.02	0.90
23:B:843:PQN:H162	22:B:847:BCR:H331	1.53	0.90
21:H:104:LMU:H4'	21:H:104:LMU:O2B	1.71	0.90
22:J:102:BCR:H23C	22:J:102:BCR:C39	2.02	0.90
16:L:163:LEU:HD11	16:L:165:TYR:CZ	2.06	0.90
1:1:144:LYS:CE	20:1:201:CLA:O2D	2.16	0.89
4:4:194:VAL:HB	4:4:195:GLN:C	1.93	0.89
5:A:626:GLY:HA3	5:A:636:HIS:HA	1.54	0.89
20:A:814:CLA:C3B	22:A:843:BCR:H19C	2.01	0.89
9:E:42:GLU:HG2	9:E:43:SER:N	1.87	0.89
9:E:45:TRP:CH2	9:E:78:SER:OG	2.24	0.89
8:D:124:ASN:HB3	8:D:125:PRO:HD3	1.54	0.89
9:E:83:ALA:O	9:E:86:GLU:HG2	1.72	0.89

Continued on next page...

Continued from previous page...

Atom-1	Atom-2	Interatomic distance (Å)	Clash overlap (Å)
4:4:40:PHE:CB	4:4:43:ALA:CB	2.45	0.89
18:R:41:UNK:CB	18:R:42:UNK:HA	2.02	0.89
21:2:313:LMU:H12	21:2:313:LMU:H62	1.53	0.89
5:A:28:LYS:NZ	5:A:28:LYS:CB	2.30	0.89
5:A:586:ARG:HG3	7:C:49:VAL:HG21	1.54	0.89
20:B:838:CLA:H161	22:F:204:BCR:H313	1.54	0.89
7:C:5:VAL:HG21	7:C:65:VAL:HG11	1.50	0.89
15:K:42:ALA:O	15:K:43:ARG:HD3	1.71	0.89
17:N:62:SER:CB	17:N:66:ASP:CB	2.47	0.89
5:A:555:ILE:HG21	20:B:803:CLA:HMD1	1.55	0.89
20:B:806:CLA:H191	10:F:104:TYR:CB	2.01	0.89
11:G:13:GLY:HA2	11:G:16:LEU:HG	1.54	0.89
18:R:34:UNK:CA	18:R:36:UNK:N	2.36	0.89
1:1:144:LYS:HZ2	20:1:201:CLA:HED3	0.75	0.89
2:2:59:ALA:HB3	2:2:172:LEU:HD13	1.54	0.89
21:A:854:LMU:H91	21:A:854:LMU:C2	2.02	0.89
6:B:25:ILE:CG2	22:L:211:BCR:C29	2.41	0.89
20:B:838:CLA:H152	22:F:204:BCR:H312	1.51	0.89
13:I:12:VAL:O	13:I:17:PRO:HD3	1.73	0.89
2:2:116:PRO:O	2:2:131:THR:HB	1.72	0.89
4:4:94:GLU:CG	4:4:95:PHE:CE1	2.55	0.89
4:4:118:ASP:HA	4:4:123:GLN:N	1.87	0.89
4:4:128:ALA:CB	4:4:143:PHE:HE2	1.85	0.89
4:4:149:ALA:HB3	4:4:151:GLU:CG	2.02	0.89
5:A:335:LYS:HG2	5:A:336:GLY:N	1.88	0.89
6:B:292:ARG:NE	6:B:292:ARG:HA	1.87	0.89
16:L:148:VAL:O	16:L:149:SER:HB3	1.72	0.89
17:N:41:LYS:CB	17:N:42:PHE:HB3	2.03	0.89
6:B:574:ASP:HA	6:B:577:TYR:HB3	1.52	0.89
6:B:608:GLN:HA	6:B:608:GLN:NE2	1.88	0.89
5:A:79:PHE:CE2	5:A:185:HIS:NE2	2.41	0.89
20:A:824:CLA:CED	20:A:825:CLA:CAD	2.50	0.89
20:F:201:CLA:CBC	20:F:201:CLA:CHD	2.51	0.89
11:G:16:LEU:HD23	11:G:68:ILE:HG23	1.54	0.89
5:A:368:LEU:CD2	20:A:818:CLA:C9	2.50	0.89
21:A:853:LMU:H81	21:A:853:LMU:H21	0.93	0.89
22:B:801:BCR:H331	20:L:209:CLA:C4B	2.00	0.89
23:B:843:PQN:H192	22:B:847:BCR:H10C	1.52	0.89
11:G:93:TYR:CA	11:G:94:ASP:HB2	2.01	0.89
20:A:813:CLA:HBA1	20:A:823:CLA:H41	1.54	0.88
6:B:504:ASN:HD22	6:B:504:ASN:H	1.15	0.88

Continued on next page...

Continued from previous page...

Atom-1	Atom-2	Interatomic distance (Å)	Clash overlap (Å)
18:R:38:UNK:O	18:R:42:UNK:HA	1.73	0.88
2:2:102:ILE:O	20:2:310:CLA:HBB2	1.71	0.88
5:A:131:ILE:HG21	6:B:446:PHE:HA	1.55	0.88
5:A:672:LEU:O	5:A:674:ALA:N	2.05	0.88
21:A:852:LMU:H3'	21:A:852:LMU:O2B	1.72	0.88
6:B:561:GLY:CA	7:C:52:LYS:HG2	2.02	0.88
22:I:103:BCR:C31	22:I:103:BCR:C8	2.42	0.88
16:L:164:PRO:CA	16:L:165:TYR:HB3	1.91	0.88
3:3:205:GLY:CA	5:A:252:ARG:HH12	1.86	0.88
20:2:315:CLA:CGD	20:2:315:CLA:HBA2	2.04	0.88
22:2:318:BCR:H393	22:2:318:BCR:C23	2.01	0.88
5:A:22:VAL:CG2	5:A:23:ASP:HA	2.01	0.88
5:A:328:LYS:HE3	5:A:332:GLU:HG3	1.52	0.88
24:A:856:SF4:S1	24:A:856:SF4:S4	2.71	0.88
6:B:190:TRP:HA	20:B:815:CLA:HBB2	1.55	0.88
9:E:68:ARG:HE	9:E:68:ARG:C	1.76	0.88
20:K:101:CLA:HMD1	20:K:102:CLA:NA	1.87	0.88
17:N:18:ASP:HB2	17:N:22:LEU:HG	1.53	0.88
17:N:47:THR:OG1	17:N:54:LYS:HD3	1.72	0.88
21:1:217:LMU:C9	21:G:103:LMU:O3'	2.20	0.88
2:2:55:ALA:HB3	2:2:56:MET:HE2	1.52	0.88
6:B:382:ILE:HG22	6:B:383:MET:N	1.88	0.88
6:B:492:ILE:H	6:B:492:ILE:HD13	1.39	0.88
16:L:163:LEU:HD12	16:L:165:TYR:CD1	2.09	0.88
4:4:39:TRP:CG	4:4:40:PHE:N	2.37	0.88
6:B:212:PHE:HE1	20:B:815:CLA:HHD	1.37	0.88
17:N:72:LYS:HB3	17:N:74:LYS:H	1.14	0.88
21:2:313:LMU:C1	21:2:313:LMU:H72	2.03	0.88
4:4:60:LEU:HG	4:4:61:PRO:HD3	1.56	0.88
4:4:118:ASP:HA	4:4:122:LYS:C	1.94	0.88
5:A:301:HIS:NE2	20:A:816:CLA:O1D	2.07	0.88
5:A:425:THR:HG21	8:D:59:GLU:OE2	1.72	0.88
6:B:230:TRP:CH2	11:G:11:SER:HB2	2.09	0.88
15:K:43:ARG:HG3	15:K:43:ARG:NH1	1.71	0.88
17:N:45:ASN:HB3	17:N:57:LYS:HZ1	1.05	0.88
5:A:100:GLY:HA3	5:A:153:TRP:CH2	2.09	0.88
5:A:316:MET:CB	5:A:317:TYR:HD1	1.86	0.88
21:G:101:LMU:H22	21:G:101:LMU:H6D	1.54	0.88
21:K:107:LMU:O2B	21:K:107:LMU:H5'	1.74	0.88
16:L:161:LEU:HD12	16:L:162:ASP:N	1.88	0.88
2:2:110:TRP:HA	2:2:113:ILE:HG23	1.56	0.88

Continued on next page...

Continued from previous page...

Atom-1	Atom-2	Interatomic distance (Å)	Clash overlap (Å)
6:B:86:PRO:O	6:B:87:ILE:HG13	1.74	0.88
20:B:808:CLA:H93	20:B:825:CLA:O1D	1.74	0.88
10:F:40:LEU:HA	10:F:42:ILE:HG12	1.56	0.88
12:H:25:GLY:HA3	12:H:27:ASP:H	1.38	0.88
4:4:89:THR:O	4:4:92:VAL:HB	1.74	0.87
20:A:831:CLA:H41	16:L:64:LEU:HD23	1.54	0.87
21:R:103:LMU:H31	21:R:103:LMU:C1'	2.02	0.87
2:2:168:ARG:O	2:2:172:LEU:HD12	1.74	0.87
4:4:151:GLU:HA	4:4:154:ILE:HG23	1.56	0.87
5:A:141:ARG:HG3	5:A:141:ARG:HH21	1.38	0.87
5:A:328:LYS:CE	5:A:332:GLU:HG3	2.04	0.87
6:B:174:ARG:HB2	20:B:814:CLA:CBC	2.03	0.87
20:2:307:CLA:HMD2	20:3:301:CLA:HMD3	1.54	0.87
5:A:239:PRO:HA	5:A:242:ILE:CD1	2.05	0.87
20:B:818:CLA:H52	20:B:827:CLA:HMB1	1.53	0.87
23:B:843:PQN:H191	22:B:847:BCR:C10	2.04	0.87
10:F:93:ILE:O	10:F:96:TRP:HD1	1.56	0.87
3:3:93:PHE:HB2	3:3:95:THR:HG23	1.52	0.87
4:4:192:THR:CG2	4:4:195:GLN:N	2.37	0.87
5:A:114:THR:OG1	5:A:525:ASN:HB2	1.74	0.87
5:A:331:LEU:HD11	5:A:346:LEU:CB	2.03	0.87
20:A:830:CLA:H161	22:L:211:BCR:C36	2.04	0.87
20:A:833:CLA:C3A	20:A:839:CLA:HBB1	2.05	0.87
22:A:845:BCR:C31	20:A:851:CLA:C14	2.51	0.87
19:W:1:GLC:C1	19:W:2:FRU:C5	2.52	0.87
20:2:303:CLA:HBC3	20:2:303:CLA:CHD	2.04	0.87
3:3:94:ARG:HA	3:3:97:PHE:CD1	2.09	0.87
5:A:217:SER:OG	22:A:843:BCR:H17C	1.71	0.87
20:A:816:CLA:H2	20:A:816:CLA:HBA2	1.55	0.87
24:A:856:SF4:S4	24:A:856:SF4:S3	2.72	0.87
20:L:210:CLA:HAA1	20:L:210:CLA:CGD	2.04	0.87
17:N:70:GLU:O	17:N:72:LYS:HD3	1.74	0.87
20:2:312:CLA:HBA1	20:2:312:CLA:C4A	2.03	0.87
4:4:33:ASP:HB3	4:4:34:PRO:CD	2.03	0.87
4:4:104:ARG:HH11	4:4:105:ARG:HB3	1.39	0.87
2:2:66:GLU:O	2:2:69:THR:N	2.07	0.87
5:A:412:ALA:HB2	5:A:598:VAL:HG11	1.55	0.87
6:B:461:GLN:O	6:B:464:GLN:HG2	1.74	0.87
5:A:25:ASP:CG	5:A:26:PRO:HA	1.96	0.87
5:A:204:ASN:O	5:A:205:HIS:HB2	1.73	0.87
5:A:249:ILE:CG1	5:A:250:LEU:H	1.85	0.87

Continued on next page...

Continued from previous page...

Atom-1	Atom-2	Interatomic distance (Å)	Clash overlap (Å)
3:3:112:THR:OG1	3:3:113:LEU:N	2.04	0.86
5:A:382:TYR:OH	20:A:827:CLA:H42	1.73	0.86
6:B:87:ILE:CA	6:B:115:ASN:HA	2.04	0.86
6:B:180:SER:HB2	6:B:288:GLY:HA3	1.57	0.86
9:E:52:VAL:HG12	9:E:53:VAL:H	1.35	0.86
20:L:210:CLA:HHD	20:L:210:CLA:CBC	2.04	0.86
18:R:34:UNK:N	18:R:36:UNK:CA	2.37	0.86
5:A:368:LEU:HD21	20:A:818:CLA:C9	2.04	0.86
20:A:803:CLA:HBB2	20:A:804:CLA:C4C	2.04	0.86
20:A:839:CLA:HHD	20:A:839:CLA:HBC2	1.56	0.86
20:B:834:CLA:HMD2	20:B:835:CLA:C1C	2.05	0.86
9:E:58:ASP:OD2	9:E:60:LYS:HG2	1.75	0.86
4:4:142:ASN:C	4:4:150:LYS:CE	2.44	0.86
6:B:391:PRO:HB3	6:B:538:ALA:HA	1.55	0.86
20:B:814:CLA:H151	20:B:829:CLA:HMD2	1.57	0.86
3:3:94:ARG:HH22	3:3:98:ILE:HG21	1.05	0.86
4:4:122:LYS:HD3	4:4:150:LYS:HD2	1.54	0.86
5:A:470:LEU:CD1	6:B:95:HIS:HB3	2.06	0.86
9:E:40:ARG:NH2	9:E:86:GLU:OE1	2.07	0.86
11:G:37:GLU:CD	11:G:42:SER:HB2	1.91	0.86
11:G:94:ASP:H	11:G:95:PRO:HD3	0.71	0.86
16:L:27:VAL:HA	20:L:204:CLA:CMA	2.05	0.86
1:1:184:PRO:O	1:1:185:TRP:CD1	2.28	0.86
21:1:217:LMU:H51	21:G:103:LMU:H12	1.57	0.86
4:4:68:GLY:O	4:4:71:ASN:HB2	1.74	0.86
5:A:316:MET:HB3	5:A:317:TYR:CD1	2.10	0.86
5:A:328:LYS:HG2	5:A:332:GLU:CB	2.05	0.86
6:B:398:TYR:O	8:D:143:PRO:HG2	1.74	0.86
11:G:94:ASP:N	11:G:95:PRO:CD	2.14	0.86
3:3:132:TRP:HZ3	3:3:155:GLU:HG2	1.07	0.86
20:3:310:CLA:HBC3	20:3:310:CLA:CHD	2.06	0.86
21:3:320:LMU:H32	21:3:320:LMU:C8	2.00	0.86
7:C:44:ARG:NH2	8:D:127:ARG:HB3	1.88	0.86
17:N:72:LYS:HG3	17:N:74:LYS:HG3	0.86	0.86
7:C:1:MET:N	7:C:3:HIS:C	2.29	0.86
13:I:24:LEU:C	13:I:26:LEU:H	1.78	0.86
4:4:107:GLN:O	20:4:301:CLA:CMA	2.23	0.86
6:B:374:HIS:HB2	20:B:828:CLA:C1B	2.06	0.86
7:C:5:VAL:CG2	7:C:65:VAL:HG11	2.05	0.86
17:N:67:LEU:O	17:N:68:GLU:HG3	1.75	0.86
20:2:312:CLA:HBA1	20:2:312:CLA:NA	1.88	0.86

Continued on next page...

Continued from previous page...

Atom-1	Atom-2	Interatomic distance (Å)	Clash overlap (Å)
4:4:106:TRP:C	4:4:108:ASP:H	1.77	0.86
4:4:124:TYR:HB3	4:4:143:PHE:CD1	2.11	0.86
20:A:824:CLA:HED2	20:A:825:CLA:CAD	2.05	0.86
6:B:588:GLY:O	6:B:592:PHE:HB2	1.76	0.86
20:B:802:CLA:HBB2	20:B:803:CLA:C1B	2.06	0.86
8:D:39:LYS:HD2	8:D:42:VAL:CG1	2.05	0.86
14:J:2:ARG:HH12	14:J:8:LEU:HD13	1.41	0.86
2:2:103:GLY:N	20:2:310:CLA:HBB2	1.89	0.86
4:4:147:LEU:HD13	4:4:148:GLU:N	1.89	0.86
4:4:160:MET:HE2	4:4:163:PHE:CD2	2.11	0.86
5:A:599:PHE:CE2	5:A:731:ARG:HB3	2.11	0.86
20:A:807:CLA:C3B	22:J:102:BCR:H331	2.05	0.86
6:B:25:ILE:HG21	22:L:211:BCR:C28	2.05	0.86
20:B:808:CLA:OBD	20:B:808:CLA:H122	1.74	0.86
8:D:32:SER:H	16:L:23:LEU:HG	1.38	0.86
3:3:132:TRP:CH2	3:3:155:GLU:HG3	2.08	0.85
5:A:452:PHE:HE1	20:A:835:CLA:CBB	1.88	0.85
16:L:165:TYR:HA	16:L:166:TYR:O	1.76	0.85
3:3:63:ARG:HH22	3:3:189:LEU:HD23	1.40	0.85
4:4:95:PHE:N	4:4:95:PHE:HD1	1.73	0.85
5:A:114:THR:HG22	5:A:115:HIS:ND1	1.90	0.85
5:A:259:TYR:HB3	5:A:260:PRO:HD2	1.58	0.85
20:F:201:CLA:HBC3	20:F:201:CLA:CHD	2.05	0.85
16:L:165:TYR:CD1	16:L:165:TYR:O	2.29	0.85
3:3:80:LYS:HD3	3:3:105:ASN:HB2	1.58	0.85
4:4:169:GLN:NE2	4:4:169:GLN:HA	1.90	0.85
20:A:804:CLA:HBB2	20:A:806:CLA:C3D	2.06	0.85
6:B:571:SER:OG	6:B:574:ASP:OD1	1.94	0.85
21:B:805:LMU:O3'	21:B:805:LMU:H1B	1.74	0.85
10:F:42:ILE:HG13	10:F:43:LYS:N	1.87	0.85
2:2:91:THR:O	2:2:94:LEU:HB3	1.75	0.85
4:4:107:GLN:O	20:4:301:CLA:HMA3	1.76	0.85
6:B:421:HIS:NE2	20:F:201:CLA:C4D	2.40	0.85
6:B:545:LYS:HG2	9:E:74:TYR:CE2	2.11	0.85
21:1:218:LMU:C6B	21:1:218:LMU:H3'	2.07	0.85
2:2:54:TRP:CE2	2:2:109:ARG:HD2	2.12	0.85
4:4:169:GLN:CG	20:4:304:CLA:HAC2	2.06	0.85
5:A:87:SER:HB2	5:A:178:MET:O	1.75	0.85
6:B:295:PHE:H	6:B:295:PHE:HD2	1.19	0.85
16:L:66:GLY:HA3	20:L:210:CLA:CHC	2.07	0.85
5:A:24:ARG:H	5:A:24:ARG:HD2	1.40	0.85

Continued on next page...

Continued from previous page...

Atom-1	Atom-2	Interatomic distance (Å)	Clash overlap (Å)
20:A:818:CLA:O1A	20:A:827:CLA:CMD	2.23	0.85
20:A:839:CLA:HHD	20:A:839:CLA:HBC3	1.58	0.85
20:B:806:CLA:CMD	22:F:203:BCR:HC41	2.07	0.85
8:D:102:ARG:HE	8:D:110:GLN:HB2	1.40	0.85
20:K:103:CLA:HBC2	20:K:103:CLA:HMC1	1.57	0.85
3:3:97:PHE:CD2	3:3:97:PHE:O	2.29	0.85
20:3:310:CLA:H193	20:3:310:CLA:H152	1.59	0.85
4:4:74:LYS:H	4:4:75:TRP:CA	1.90	0.85
5:A:723:ARG:CG	5:A:723:ARG:HH11	1.88	0.85
6:B:715:VAL:HG23	6:B:719:PHE:CD2	2.12	0.85
20:R:107:CLA:HED3	20:R:107:CLA:CHA	2.05	0.85
6:B:521:HIS:HE1	20:B:838:CLA:NA	1.74	0.85
20:B:806:CLA:HED3	20:B:806:CLA:H2A	1.56	0.85
20:2:311:CLA:HMC1	20:2:311:CLA:HBC3	1.58	0.85
5:A:27:ILE:O	5:A:28:LYS:HG2	1.76	0.85
5:A:246:HIS:O	5:A:248:PHE:N	2.10	0.85
5:A:599:PHE:CE2	5:A:735:VAL:CG2	2.60	0.85
6:B:174:ARG:HB2	20:B:814:CLA:HBC2	1.57	0.85
6:B:282:PHE:HZ	20:B:817:CLA:C1	1.90	0.85
20:2:315:CLA:HBA2	20:2:315:CLA:CBD	2.07	0.85
4:4:107:GLN:HA	20:4:301:CLA:CMA	2.05	0.85
9:E:52:VAL:O	9:E:53:VAL:HG22	1.74	0.85
20:H:111:CLA:HBB2	13:I:13:GLY:O	1.77	0.85
20:B:826:CLA:HHD	20:B:826:CLA:CBC	2.06	0.84
4:4:124:TYR:CB	4:4:143:PHE:CD1	2.60	0.84
7:C:5:VAL:HG21	7:C:65:VAL:HG13	0.93	0.84
20:H:101:CLA:HMC1	20:H:101:CLA:HBC3	1.59	0.84
15:K:44:GLU:O	15:K:46:GLY:HA2	1.77	0.84
3:3:158:TYR:HB3	3:3:159:PRO:CD	2.06	0.84
20:A:822:CLA:C4C	22:A:844:BCR:C19	2.49	0.84
6:B:419:ILE:O	6:B:420:SER:OG	1.94	0.84
16:L:14:LEU:HA	16:L:24:GLU:HG3	1.59	0.84
4:4:128:ALA:HB2	4:4:143:PHE:HE2	1.40	0.84
20:A:850:CLA:C3B	6:B:589:TRP:HH2	1.91	0.84
20:B:824:CLA:H151	20:B:824:CLA:C10	2.04	0.84
10:F:151:ASP:O	10:F:154:PHE:HB3	1.76	0.84
17:N:63:ASP:N	17:N:64:ASP:HB3	1.91	0.84
20:1:201:CLA:HMC1	20:1:201:CLA:HBC3	1.58	0.84
3:3:95:THR:N	3:3:97:PHE:CD1	2.42	0.84
5:A:567:ARG:HH11	8:D:35:GLY:HA2	1.37	0.84
20:A:826:CLA:HBA1	20:A:826:CLA:H43	1.60	0.84

Continued on next page...

Continued from previous page...

Atom-1	Atom-2	Interatomic distance (Å)	Clash overlap (Å)
6:B:353:TYR:CG	6:B:594:TRP:HZ3	1.94	0.84
6:B:656:VAL:HG22	20:B:841:CLA:HMB3	1.56	0.84
20:B:826:CLA:CED	20:B:827:CLA:HMD1	2.07	0.84
20:B:837:CLA:HBC3	20:B:837:CLA:HMC1	1.59	0.84
11:G:43:HIS:CE1	11:G:45:GLU:HG2	2.13	0.84
20:H:112:CLA:HAC1	22:I:103:BCR:HC31	1.60	0.84
3:3:180:LYS:O	3:3:181:LEU:C	2.06	0.84
21:4:321:LMU:O2'	21:4:321:LMU:H22	1.77	0.84
20:A:822:CLA:CHD	22:A:844:BCR:C19	2.54	0.84
6:B:120:VAL:HA	6:B:123:TRP:NE1	1.92	0.84
20:B:826:CLA:C1	20:B:839:CLA:HED3	2.06	0.84
20:B:836:CLA:HHD	20:B:836:CLA:HBC2	1.59	0.84
20:K:101:CLA:HED1	20:K:102:CLA:HMB2	1.59	0.84
20:K:103:CLA:O1A	20:K:103:CLA:HMA2	1.78	0.84
1:1:184:PRO:O	1:1:185:TRP:CG	2.30	0.84
20:3:311:CLA:H102	20:3:311:CLA:C14	2.07	0.84
6:B:22:TRP:HE1	20:B:840:CLA:CBB	1.90	0.84
6:B:608:GLN:HE21	6:B:608:GLN:CA	1.91	0.84
7:C:63:LEU:HG	7:C:64:SER:N	1.92	0.84
16:L:123:ARG:CZ	16:L:123:ARG:HA	2.07	0.84
17:N:41:LYS:HB2	17:N:42:PHE:CA	2.06	0.84
21:R:104:LMU:H2'	21:R:104:LMU:C2	2.01	0.84
1:1:183:ASP:CB	1:1:184:PRO:HD2	2.05	0.84
5:A:110:LEU:HD11	5:A:239:PRO:HG2	1.60	0.84
6:B:142:LEU:HD22	22:B:845:BCR:H333	1.60	0.84
17:N:62:SER:CB	17:N:66:ASP:HB3	2.08	0.84
6:B:140:ILE:HD13	6:B:140:ILE:H	1.41	0.84
6:B:393:PHE:HD2	6:B:397:ASP:OD1	1.61	0.84
4:4:107:GLN:CA	20:4:301:CLA:CMA	2.53	0.84
5:A:131:ILE:O	5:A:671:SER:HA	1.77	0.84
5:A:711:HIS:HB3	5:A:717:ALA:HB2	1.58	0.84
20:A:818:CLA:O1A	20:A:827:CLA:HMD2	1.78	0.84
22:A:845:BCR:H311	22:A:845:BCR:C8	2.07	0.84
10:F:23:LYS:C	10:F:24:LYS:HE2	1.98	0.84
22:F:204:BCR:C8	22:F:204:BCR:C32	2.47	0.84
1:1:39:TYR:CB	20:1:210:CLA:OBD	2.25	0.83
2:2:196:HIS:NE2	19:O:1:GLC:O3	2.10	0.83
4:4:103:ILE:HG13	20:4:302:CLA:HMD1	1.60	0.83
22:A:845:BCR:C39	22:A:845:BCR:H23C	2.08	0.83
5:A:547:PHE:O	5:A:551:VAL:HG13	1.78	0.83
5:A:711:HIS:CD2	20:A:837:CLA:HBC1	2.13	0.83

Continued on next page...

Continued from previous page...

Atom-1	Atom-2	Interatomic distance (Å)	Clash overlap (Å)
11:G:17:PHE:O	11:G:20:ARG:HB2	1.76	0.83
20:2:303:CLA:C4	20:2:303:CLA:CHD	2.56	0.83
20:2:315:CLA:HBD	20:2:315:CLA:HBA2	1.60	0.83
3:3:132:TRP:HZ3	3:3:155:GLU:CG	1.60	0.83
4:4:154:ILE:HG13	4:4:155:ALA:N	1.92	0.83
4:4:174:GLY:O	4:4:175:LYS:CG	2.23	0.83
17:N:72:LYS:HD2	17:N:74:LYS:HG2	1.60	0.83
4:4:118:ASP:CG	4:4:123:GLN:HB2	1.97	0.83
6:B:189:ALA:CB	20:B:829:CLA:H203	2.07	0.83
8:D:124:ASN:CB	8:D:125:PRO:HD3	2.08	0.83
20:4:304:CLA:HAA1	20:F:207:CLA:H42	1.59	0.83
6:B:233:TYR:CD2	20:B:817:CLA:HED1	2.13	0.83
6:B:374:HIS:HB2	20:B:828:CLA:NB	1.92	0.83
6:B:560:ASP:OD1	6:B:561:GLY:N	2.12	0.83
3:3:64:TYR:HB3	20:3:310:CLA:H42	1.58	0.83
21:A:853:LMU:C7	21:A:853:LMU:H112	2.08	0.83
6:B:382:ILE:O	6:B:384:THR:N	2.11	0.83
15:K:40:LEU:O	15:K:41:GLU:CB	2.22	0.83
2:2:167:GLY:O	2:2:170:ALA:N	2.12	0.83
3:3:80:LYS:HD3	3:3:105:ASN:CB	2.07	0.83
8:D:113:HIS:NE2	8:D:118:VAL:HG11	1.94	0.83
12:H:25:GLY:CA	12:H:27:ASP:H	1.91	0.83
15:K:74:ILE:HG22	15:K:75:VAL:HG22	1.61	0.83
21:K:107:LMU:H2B	21:K:107:LMU:H3'	1.61	0.83
16:L:152:THR:O	16:L:156:PHE:N	2.09	0.83
5:A:248:PHE:H	5:A:248:PHE:HD2	1.25	0.83
6:B:304:ILE:HD11	20:B:820:CLA:CED	2.08	0.83
20:B:830:CLA:HBC2	20:B:830:CLA:HMC1	1.58	0.83
25:B:848:LMG:O3	7:C:70:TRP:NE1	2.12	0.83
12:H:73:PRO:CD	19:Z:2:FRU:C6	2.57	0.83
21:K:105:LMU:H81	21:K:105:LMU:C4	1.97	0.83
20:1:203:CLA:HBD	20:1:203:CLA:CBA	2.08	0.83
20:3:310:CLA:H2A	20:3:310:CLA:O1D	1.79	0.83
4:4:95:PHE:CD1	4:4:95:PHE:N	2.44	0.83
5:A:555:ILE:HG22	6:B:670:TYR:CE2	2.14	0.83
6:B:556:SER:C	6:B:558:PRO:HD2	1.99	0.83
6:B:661:PHE:HB2	20:B:803:CLA:HMC3	1.58	0.83
20:B:836:CLA:HHD	20:B:836:CLA:HBC3	1.60	0.83
17:N:67:LEU:CB	17:N:68:GLU:HG2	2.08	0.83
17:N:41:LYS:HD2	17:N:42:PHE:HB2	1.58	0.83
4:4:117:GLN:O	4:4:121:PHE:CE2	2.30	0.82

Continued on next page...

Continued from previous page...

Atom-1	Atom-2	Interatomic distance (Å)	Clash overlap (Å)
5:A:217:SER:OG	22:A:843:BCR:C15	2.27	0.82
5:A:746:THR:HA	5:A:749:PHE:HB3	1.59	0.82
20:A:838:CLA:C14	22:A:845:BCR:HC21	2.09	0.82
17:N:4:GLU:OE2	17:N:5:GLU:HB2	1.78	0.82
20:A:832:CLA:CBC	20:A:832:CLA:HMC1	2.09	0.82
6:B:25:ILE:CG2	22:L:211:BCR:C28	2.56	0.82
6:B:203:ARG:HG2	6:B:204:GLY:N	1.94	0.82
12:H:69:SER:HG	20:H:111:CLA:H2	1.43	0.82
4:4:122:LYS:CB	4:4:143:PHE:CB	2.50	0.82
20:A:824:CLA:O1A	20:A:825:CLA:HED3	1.79	0.82
20:A:830:CLA:H161	22:L:211:BCR:H361	1.58	0.82
20:H:112:CLA:C3C	22:I:103:BCR:C2	2.57	0.82
17:N:67:LEU:C	17:N:68:GLU:CG	2.45	0.82
17:N:70:GLU:C	17:N:72:LYS:H	1.81	0.82
21:R:106:LMU:O5B	21:R:106:LMU:H6D	1.77	0.82
4:4:124:TYR:CB	4:4:143:PHE:HD1	1.93	0.82
10:F:93:ILE:HG21	22:F:203:BCR:H371	1.61	0.82
18:R:34:UNK:CB	18:R:35:UNK:CA	2.53	0.82
3:3:157:ALA:C	3:3:158:TYR:HD2	1.83	0.82
16:L:157:LEU:C	16:L:158:MET:O	2.17	0.82
17:N:57:LYS:CA	17:N:60:PHE:O	2.27	0.82
20:2:317:CLA:HAA1	20:2:317:CLA:C1	2.08	0.82
4:4:121:PHE:O	4:4:122:LYS:CD	2.26	0.82
20:A:807:CLA:CBA	20:A:809:CLA:H12	2.10	0.82
20:A:830:CLA:H52	22:B:847:BCR:H343	1.62	0.82
20:B:838:CLA:H93	20:B:838:CLA:HBB2	0.86	0.82
16:L:163:LEU:HD11	16:L:165:TYR:CE2	2.14	0.82
21:2:313:LMU:O2B	21:2:313:LMU:H6E	1.79	0.82
5:A:24:ARG:CD	5:A:24:ARG:N	2.36	0.82
20:A:826:CLA:H171	22:J:102:BCR:H15C	1.60	0.82
21:1:218:LMU:H3'	21:1:218:LMU:H6'2	1.62	0.82
20:3:307:CLA:CAC	20:K:104:CLA:C7	2.58	0.82
4:4:151:GLU:O	4:4:154:ILE:N	2.03	0.82
5:A:668:TYR:OH	6:B:441:ASP:OD1	1.95	0.82
6:B:545:LYS:HG2	9:E:74:TYR:HE2	1.43	0.82
7:C:54:CYS:SG	24:C:102:SF4:S1	2.78	0.82
20:1:206:CLA:HHD	20:1:206:CLA:CBC	2.09	0.82
4:4:40:PHE:HB3	4:4:43:ALA:HB3	1.60	0.82
8:D:104:PHE:HB3	8:D:106:SER:H	1.43	0.82
14:J:31:ARG:HH22	20:J:103:CLA:C4B	1.92	0.82
20:K:102:CLA:H3A	20:K:102:CLA:CGA	2.09	0.82

Continued on next page...

Continued from previous page...

Atom-1	Atom-2	Interatomic distance (Å)	Clash overlap (Å)
7:C:5:VAL:C	7:C:65:VAL:HG22	2.00	0.82
16:L:118:LEU:HD12	16:L:119:THR:H	1.45	0.82
5:A:308:ILE:CD1	20:A:816:CLA:H91	2.10	0.81
20:A:807:CLA:C3B	22:J:102:BCR:C33	2.58	0.81
20:B:826:CLA:HED1	20:B:827:CLA:HMD1	1.61	0.81
20:B:830:CLA:HMC1	20:B:830:CLA:CBC	2.09	0.81
20:B:841:CLA:HBC2	20:B:841:CLA:HMC1	1.61	0.81
20:3:307:CLA:HBD	20:3:307:CLA:CBA	2.09	0.81
20:A:824:CLA:O1A	20:A:824:CLA:H2	1.80	0.81
6:B:137:THR:HA	6:B:140:ILE:HG13	1.63	0.81
9:E:68:ARG:HH21	9:E:69:PHE:HA	1.43	0.81
20:F:206:CLA:C3B	20:F:207:CLA:CAC	2.55	0.81
15:K:6:SER:O	15:K:10:ILE:HD13	1.78	0.81
15:K:47:LEU:O	15:K:48:GLN:HG3	1.79	0.81
2:2:54:TRP:CZ2	2:2:109:ARG:CD	2.62	0.81
3:3:93:PHE:CB	3:3:94:ARG:O	2.28	0.81
3:3:203:VAL:O	5:A:252:ARG:NH2	2.14	0.81
4:4:96:ILE:O	4:4:99:HIS:HB3	1.79	0.81
4:4:122:LYS:HG2	4:4:150:LYS:HD3	1.59	0.81
4:4:169:GLN:HG2	20:4:304:CLA:HAC2	1.61	0.81
5:A:217:SER:HA	22:A:843:BCR:H351	1.62	0.81
5:A:316:MET:HB3	5:A:317:TYR:CG	2.15	0.81
5:A:356:ALA:HB2	5:A:417:PHE:CD2	2.15	0.81
5:A:723:ARG:HH11	5:A:723:ARG:HG2	1.45	0.81
20:A:824:CLA:H72	20:A:825:CLA:HED1	1.61	0.81
20:A:833:CLA:C3A	20:A:839:CLA:CBB	2.59	0.81
6:B:594:TRP:O	6:B:595:HIS:CB	2.28	0.81
10:F:102:ARG:CG	10:F:106:ILE:HD11	2.08	0.81
15:K:27:ALA:HB3	15:K:28:PRO:HD3	1.60	0.81
17:N:1:GLY:O	17:N:2:VAL:HG13	1.80	0.81
21:H:105:LMU:H31	21:H:105:LMU:C2B	2.10	0.81
17:N:67:LEU:HB2	17:N:68:GLU:CG	2.11	0.81
1:1:39:TYR:HB3	20:1:210:CLA:OBD	1.81	0.81
3:3:52:LYS:O	3:3:56:TYR:HD2	1.63	0.81
4:4:99:HIS:CE1	4:4:103:ILE:HD11	2.16	0.81
20:4:318:CLA:CBB	21:4:321:LMU:O3B	2.29	0.81
6:B:370:ALA:O	20:B:828:CLA:HMA1	1.81	0.81
18:R:38:UNK:C	18:R:42:UNK:O	2.29	0.81
5:A:27:ILE:O	5:A:28:LYS:CD	2.29	0.81
6:B:174:ARG:HH11	20:B:825:CLA:HMD1	1.43	0.81
6:B:493:TRP:CZ2	20:B:835:CLA:O1A	2.32	0.81

Continued on next page...

Continued from previous page...

Atom-1	Atom-2	Interatomic distance (Å)	Clash overlap (Å)
9:E:61:THR:HG22	9:E:62:ARG:H	1.46	0.81
15:K:46:GLY:O	15:K:47:LEU:CG	2.29	0.81
17:N:18:ASP:CB	17:N:22:LEU:HG	2.09	0.81
17:N:40:CYS:H	17:N:41:LYS:CA	1.88	0.81
1:1:185:TRP:CH2	20:1:213:CLA:O2A	2.33	0.81
3:3:80:LYS:NZ	3:3:92:TRP:HD1	1.73	0.81
3:3:92:TRP:CB	3:3:95:THR:OG1	2.29	0.81
20:3:307:CLA:HBC3	20:3:307:CLA:CMC	2.10	0.81
4:4:37:LEU:CA	4:4:39:TRP:HB3	2.10	0.81
21:A:853:LMU:C2	21:A:853:LMU:H61	2.08	0.81
21:H:106:LMU:H62	21:H:106:LMU:C10	2.11	0.81
17:N:72:LYS:HZ1	17:N:74:LYS:HE2	1.45	0.81
19:Q:1:GLC:H5	19:Q:2:FRU:O5	1.79	0.81
20:1:213:CLA:HBC2	20:1:213:CLA:HMC1	1.61	0.81
5:A:21:LEU:CA	5:A:22:VAL:O	2.29	0.81
5:A:331:LEU:HD23	5:A:331:LEU:O	1.81	0.81
20:A:823:CLA:H112	20:A:823:CLA:OBD	1.80	0.81
22:B:801:BCR:H331	22:B:801:BCR:C8	2.09	0.81
11:G:42:SER:OG	11:G:46:ALA:CB	2.28	0.81
11:G:68:ILE:O	11:G:72:LEU:HB3	1.80	0.81
18:R:7:UNK:O	18:R:11:UNK:N	2.14	0.81
20:2:315:CLA:CBA	20:2:315:CLA:CBD	2.58	0.81
4:4:145:PRO:O	4:4:146:THR:C	2.16	0.81
4:4:169:GLN:CD	20:4:304:CLA:HHD	2.01	0.81
20:A:814:CLA:C4B	22:A:843:BCR:C19	2.59	0.81
6:B:70:TRP:CD1	6:B:71:GLN:OE1	2.34	0.81
22:B:801:BCR:H331	22:B:801:BCR:HC8	1.62	0.81
8:D:134:MET:N	8:D:134:MET:SD	2.54	0.81
4:4:165:GLY:O	4:4:169:GLN:HG2	1.81	0.81
5:A:40:PHE:HE1	5:A:53:TRP:HD1	1.29	0.81
6:B:199:ILE:HG23	6:B:270:LEU:HD22	1.63	0.81
6:B:732:LYS:CB	6:B:733:PHE:O	2.29	0.81
21:1:217:LMU:O6B	21:1:217:LMU:H1B	1.79	0.80
21:2:313:LMU:H12	21:2:313:LMU:C7	2.12	0.80
4:4:74:LYS:N	4:4:75:TRP:CA	2.44	0.80
5:A:187:HIS:CD2	20:A:811:CLA:NC	2.38	0.80
20:B:834:CLA:HBB2	22:B:846:BCR:H381	1.63	0.80
17:N:45:ASN:O	17:N:46:PHE:O	1.98	0.80
21:R:103:LMU:H1'	21:R:103:LMU:C3	2.08	0.80
3:3:107:TRP:CG	3:3:108:ALA:N	2.38	0.80
4:4:37:LEU:N	4:4:39:TRP:HB2	1.95	0.80

Continued on next page...

Continued from previous page...

Atom-1	Atom-2	Interatomic distance (Å)	Clash overlap (Å)
5:A:684:PHE:C	5:A:684:PHE:CD2	2.55	0.80
6:B:275:HIS:O	6:B:279:ALA:N	2.11	0.80
6:B:732:LYS:HD2	6:B:734:GLY:CA	2.10	0.80
15:K:84:LEU:CD2	15:K:84:LEU:N	2.30	0.80
17:N:40:CYS:N	17:N:41:LYS:CA	2.44	0.80
18:R:33:UNK:O	18:R:36:UNK:CB	2.29	0.80
2:2:103:GLY:N	20:2:310:CLA:CBB	2.44	0.80
5:A:22:VAL:HB	5:A:23:ASP:C	2.01	0.80
5:A:472:ARG:HE	5:A:474:GLN:HG3	1.45	0.80
20:B:838:CLA:C15	22:F:204:BCR:C31	2.58	0.80
11:G:42:SER:O	11:G:46:ALA:CB	2.29	0.80
20:H:112:CLA:CAC	22:I:103:BCR:C3	2.59	0.80
20:A:822:CLA:CBB	22:A:844:BCR:H351	2.11	0.80
6:B:110:LEU:HD12	6:B:111:GLY:H	1.46	0.80
20:B:835:CLA:HMB1	22:B:846:BCR:H292	0.83	0.80
15:K:46:GLY:O	15:K:47:LEU:CD1	2.29	0.80
2:2:162:LYS:NZ	20:2:305:CLA:OBD	2.14	0.80
20:2:315:CLA:H2	20:2:315:CLA:HAA1	1.62	0.80
3:3:92:TRP:CA	3:3:95:THR:OG1	2.30	0.80
4:4:150:LYS:CG	4:4:150:LYS:O	2.23	0.80
5:A:27:ILE:O	5:A:28:LYS:CG	2.30	0.80
5:A:488:PHE:CE2	5:A:533:PRO:HB3	2.16	0.80
5:A:497:ALA:HB2	5:A:515:TRP:HB2	1.62	0.80
6:B:732:LYS:CG	6:B:733:PHE:O	2.30	0.80
20:B:835:CLA:HBB1	22:B:846:BCR:H281	1.63	0.80
7:C:5:VAL:HB	7:C:65:VAL:HG13	1.64	0.80
16:L:165:TYR:CA	16:L:166:TYR:O	2.30	0.80
17:N:74:LYS:O	17:N:76:LYS:N	2.13	0.80
18:R:38:UNK:CB	18:R:42:UNK:O	2.30	0.80
20:1:204:CLA:HED2	20:1:204:CLA:H2A	1.62	0.80
5:A:22:VAL:CA	5:A:23:ASP:O	2.30	0.80
5:A:25:ASP:OD2	5:A:26:PRO:CD	2.30	0.80
5:A:100:GLY:HA3	5:A:153:TRP:HH2	1.45	0.80
24:A:856:SF4:S1	24:A:856:SF4:S3	2.78	0.80
16:L:115:ALA:H	16:L:116:PRO:HD2	1.44	0.80
18:R:34:UNK:N	18:R:36:UNK:N	2.29	0.80
5:A:599:PHE:HD1	5:A:600:LEU:HD23	1.44	0.80
5:A:705:GLU:HB3	6:B:545:LYS:NZ	1.96	0.80
20:A:801:CLA:HAA1	20:A:801:CLA:CGD	2.12	0.80
20:B:808:CLA:O1A	20:B:814:CLA:CGA	2.30	0.80
22:B:846:BCR:H23C	22:B:846:BCR:C38	2.09	0.80

Continued on next page...

Continued from previous page...

Atom-1	Atom-2	Interatomic distance (Å)	Clash overlap (Å)
15:K:42:ALA:O	15:K:43:ARG:CG	2.30	0.80
15:K:44:GLU:O	15:K:46:GLY:CA	2.29	0.80
15:K:47:LEU:O	15:K:48:GLN:CG	2.29	0.80
4:4:99:HIS:CE1	4:4:103:ILE:HD12	2.14	0.80
20:A:831:CLA:H51	16:L:67:PRO:CB	2.11	0.80
6:B:388:ALA:C	6:B:391:PRO:HD2	2.00	0.80
6:B:549:ASP:OD1	7:C:63:LEU:HB3	1.82	0.80
3:3:104:TYR:HB2	3:3:106:TYR:N	1.96	0.80
4:4:91:PHE:CD2	4:4:91:PHE:C	2.54	0.80
5:A:360:ILE:HD13	22:A:844:BCR:H371	1.64	0.80
5:A:714:LEU:HD13	22:F:204:BCR:C39	2.12	0.80
6:B:172:GLU:O	6:B:176:ASN:HB2	1.81	0.80
6:B:696:LYS:HG2	7:C:80:ALA:HA	1.64	0.80
20:B:818:CLA:CAD	20:B:827:CLA:HBB2	2.12	0.80
20:B:826:CLA:CBB	20:B:839:CLA:CMB	2.58	0.80
20:B:839:CLA:HMC1	20:B:839:CLA:HBC2	1.62	0.80
15:K:44:GLU:O	15:K:47:LEU:CG	2.30	0.80
20:2:312:CLA:HBC3	20:2:312:CLA:HHD	1.63	0.80
20:4:318:CLA:HMC1	20:4:318:CLA:HBC2	1.64	0.80
5:A:22:VAL:CB	5:A:23:ASP:HA	2.10	0.80
5:A:22:VAL:HB	5:A:23:ASP:HA	1.63	0.80
5:A:368:LEU:HD11	20:A:825:CLA:H61	1.64	0.80
20:A:822:CLA:NC	22:A:844:BCR:H19C	1.97	0.80
22:A:843:BCR:HC8	22:A:843:BCR:C31	2.04	0.80
18:R:38:UNK:O	18:R:42:UNK:CA	2.28	0.80
20:2:317:CLA:H151	20:2:317:CLA:H192	1.64	0.79
4:4:166:PHE:O	4:4:169:GLN:HB2	1.81	0.79
5:A:24:ARG:HD2	5:A:24:ARG:N	1.96	0.79
6:B:558:PRO:CG	6:B:703:VAL:HB	2.12	0.79
12:H:69:SER:OG	20:H:111:CLA:C2	2.22	0.79
15:K:42:ALA:O	15:K:43:ARG:CD	2.30	0.79
1:1:183:ASP:OD2	1:1:184:PRO:CD	2.30	0.79
20:1:205:CLA:HMC1	20:1:208:CLA:CHD	2.10	0.79
20:2:312:CLA:HED2	20:J:101:CLA:HMA3	1.64	0.79
3:3:92:TRP:CA	3:3:93:PHE:HB2	2.12	0.79
4:4:124:TYR:HB2	4:4:143:PHE:HD1	1.48	0.79
5:A:151:GLN:NE2	5:A:384:TYR:O	2.15	0.79
11:G:37:GLU:OE2	11:G:42:SER:CA	2.29	0.79
19:T:1:GLC:H5	19:T:2:FRU:O1	1.82	0.79
20:2:303:CLA:C1D	20:2:303:CLA:C4	2.59	0.79
20:2:317:CLA:H151	20:2:317:CLA:H193	1.61	0.79

Continued on next page...

Continued from previous page...

Atom-1	Atom-2	Interatomic distance (Å)	Clash overlap (Å)
5:A:81:ALA:HB1	20:A:805:CLA:HBB2	1.62	0.79
5:A:121:GLN:NE2	20:A:809:CLA:HMD1	1.97	0.79
5:A:402:ILE:HG13	20:A:827:CLA:CBB	2.07	0.79
5:A:618:TRP:O	5:A:622:SER:HB3	1.82	0.79
20:A:818:CLA:H121	20:A:818:CLA:CBB	2.07	0.79
6:B:516:ASP:O	6:B:520:HIS:HB2	1.82	0.79
6:B:621:ARG:O	6:B:625:TRP:HB3	1.81	0.79
16:L:164:PRO:HG3	16:L:165:TYR:HE1	1.44	0.79
5:A:25:ASP:OD2	5:A:26:PRO:CA	2.30	0.79
6:B:732:LYS:HD2	6:B:733:PHE:C	2.01	0.79
20:B:815:CLA:HMA1	22:B:845:BCR:H313	1.63	0.79
25:B:848:LMG:O3	7:C:70:TRP:CE2	2.35	0.79
14:J:9:SER:O	14:J:10:VAL:HB	1.83	0.79
21:2:313:LMU:H12	21:2:313:LMU:C6	2.12	0.79
6:B:128:GLY:HA2	6:B:130:ARG:HE	1.47	0.79
6:B:469:LYS:HG2	6:B:471:THR:OG1	1.83	0.79
11:G:16:LEU:HD23	11:G:68:ILE:CG2	2.12	0.79
18:R:38:UNK:O	18:R:41:UNK:CB	2.30	0.79
4:4:37:LEU:CA	4:4:39:TRP:CB	2.60	0.79
5:A:22:VAL:HA	5:A:23:ASP:O	1.82	0.79
20:A:839:CLA:CBC	20:A:839:CLA:CHD	2.61	0.79
6:B:293:THR:C	11:G:38:GLN:OE1	2.21	0.79
20:B:836:CLA:H2A	20:B:836:CLA:O1D	1.80	0.79
23:B:843:PQN:C16	22:B:847:BCR:H331	2.09	0.79
3:3:94:ARG:CZ	3:3:98:ILE:HG21	2.12	0.79
4:4:123:GLN:O	4:4:143:PHE:CD1	2.35	0.79
5:A:21:LEU:O	5:A:21:LEU:CD1	2.30	0.79
20:A:835:CLA:H203	20:L:201:CLA:HBB2	1.64	0.79
18:R:32:UNK:CB	18:R:33:UNK:CB	2.59	0.79
18:R:35:UNK:O	18:R:38:UNK:CB	2.30	0.79
20:1:203:CLA:HBD	20:1:203:CLA:HBA2	1.62	0.79
5:A:92:TRP:CD1	20:A:807:CLA:HBB1	2.17	0.79
8:D:30:ALA:O	16:L:18:PRO:HB2	1.82	0.79
12:H:73:PRO:CD	19:Z:2:FRU:H62	2.06	0.79
20:K:101:CLA:CMD	20:K:102:CLA:NA	2.45	0.79
17:N:39:SER:OG	17:N:41:LYS:HA	1.83	0.79
1:1:185:TRP:CZ3	20:1:213:CLA:C1	2.47	0.79
20:3:315:CLA:CGA	20:3:315:CLA:C3A	2.61	0.79
5:A:588:GLY:N	6:B:668:ARG:HD3	1.97	0.79
14:J:10:VAL:HG13	14:J:14:LEU:HG	1.64	0.79
3:3:97:PHE:HD2	3:3:98:ILE:HG23	0.98	0.79

Continued on next page...

Continued from previous page...

Atom-1	Atom-2	Interatomic distance (Å)	Clash overlap (Å)
5:A:239:PRO:HA	5:A:242:ILE:HD11	1.64	0.79
12:H:21:TRP:H	12:H:22:ASP:CA	1.95	0.79
3:3:158:TYR:O	3:3:160:GLY:N	2.16	0.78
4:4:121:PHE:HD1	4:4:128:ALA:HB3	1.48	0.78
5:A:207:LEU:CB	20:A:819:CLA:HBB2	2.13	0.78
5:A:726:SER:O	5:A:728:VAL:N	2.16	0.78
21:A:853:LMU:C2	21:A:853:LMU:C6	2.60	0.78
8:D:78:ALA:O	8:D:79:ARG:HD3	1.83	0.78
16:L:27:VAL:O	20:L:201:CLA:O2A	2.00	0.78
20:L:201:CLA:HAC2	20:L:204:CLA:HMC3	1.64	0.78
17:N:70:GLU:HB3	17:N:72:LYS:H	1.48	0.78
1:1:149:LYS:HB3	20:1:206:CLA:HMC2	1.65	0.78
2:2:178:TRP:C	2:2:182:ILE:HG13	2.03	0.78
4:4:75:TRP:HE3	4:4:76:TYR:H	1.25	0.78
4:4:126:LEU:HD23	4:4:127:PRO:HD3	1.65	0.78
5:A:53:TRP:HA	5:A:56:ASN:HB2	1.66	0.78
21:A:853:LMU:H112	21:A:853:LMU:H71	1.64	0.78
6:B:362:ALA:HB2	6:B:368:GLN:HG2	1.64	0.78
6:B:438:VAL:HG23	20:B:833:CLA:HAC1	1.65	0.78
20:B:802:CLA:HBB2	20:B:803:CLA:CHB	2.13	0.78
25:B:848:LMG:HC61	7:C:70:TRP:CH2	2.18	0.78
9:E:39:LEU:N	9:E:40:ARG:NH1	2.31	0.78
1:1:27:LEU:CD1	1:1:28:GLY:H	1.95	0.78
4:4:128:ALA:N	4:4:143:PHE:CZ	2.48	0.78
6:B:65:LEU:HD22	6:B:124:TRP:HE3	1.47	0.78
6:B:325:THR:O	6:B:329:SER:HB2	1.83	0.78
23:B:843:PQN:C19	22:B:847:BCR:C10	2.55	0.78
1:1:183:ASP:OD2	1:1:184:PRO:HD2	1.84	0.78
2:2:127:ASN:HD21	14:J:7:TYR:HA	1.49	0.78
4:4:94:GLU:CB	4:4:95:PHE:CE1	2.67	0.78
4:4:100:TYR:HA	4:4:103:ILE:CG1	2.14	0.78
5:A:397:THR:HB	5:A:613:ILE:CG1	2.13	0.78
5:A:475:ASP:OD2	16:L:74:LEU:HA	1.82	0.78
20:A:826:CLA:H102	22:A:845:BCR:H372	1.64	0.78
9:E:60:LYS:HG3	9:E:61:THR:H	1.46	0.78
12:H:25:GLY:HA3	12:H:27:ASP:CB	2.12	0.78
17:N:44:GLU:O	17:N:46:PHE:N	2.16	0.78
20:1:204:CLA:HBC2	20:1:204:CLA:CMC	2.12	0.78
21:2:313:LMU:H82	21:2:313:LMU:C4	2.13	0.78
4:4:75:TRP:CB	20:4:310:CLA:HMD3	2.13	0.78
5:A:242:ILE:HG12	5:A:243:PRO:CD	2.13	0.78

Continued on next page...

Continued from previous page...

Atom-1	Atom-2	Interatomic distance (Å)	Clash overlap (Å)
5:A:349:ILE:HG23	5:A:352:THR:O	1.82	0.78
20:A:833:CLA:CMA	20:A:839:CLA:CBB	2.61	0.78
6:B:189:ALA:HB2	20:B:829:CLA:H203	1.63	0.78
7:C:8:TYR:O	7:C:60:THR:HA	1.83	0.78
8:D:28:ILE:HG12	8:D:67:ILE:HG13	1.66	0.78
21:E:101:LMU:H32	21:E:101:LMU:C7	2.10	0.78
21:2:320:LMU:O2'	21:2:320:LMU:H12	1.82	0.78
4:4:69:ILE:CD1	4:4:175:LYS:HB3	1.95	0.78
20:B:810:CLA:HBA1	20:B:828:CLA:OBD	1.84	0.78
11:G:19:GLY:C	11:G:21:PHE:N	2.33	0.78
20:J:103:CLA:H143	20:J:103:CLA:O1A	1.83	0.78
17:N:72:LYS:HD2	17:N:74:LYS:CG	2.12	0.78
3:3:112:THR:O	3:3:114:PHE:N	2.17	0.78
4:4:171:ASN:O	4:4:172:VAL:C	2.21	0.78
5:A:170:GLY:O	5:A:173:VAL:HG22	1.83	0.78
6:B:317:ARG:NH1	6:B:405:ASP:O	2.16	0.78
6:B:174:ARG:NH1	20:B:825:CLA:HMD1	1.99	0.78
16:L:48:ASN:HB3	16:L:49:PRO:HD2	1.66	0.78
2:2:188:PRO:O	2:2:190:ASP:N	2.17	0.78
4:4:104:ARG:NH1	4:4:105:ARG:CB	2.45	0.78
4:4:142:ASN:N	4:4:150:LYS:HZ3	1.81	0.78
5:A:81:ALA:HB1	20:A:804:CLA:HMA1	1.66	0.78
5:A:345:GLY:O	5:A:347:TYR:N	2.17	0.78
20:A:831:CLA:HBC3	20:A:831:CLA:HMC1	1.66	0.78
6:B:11:GLY:HA3	7:C:71:HIS:HD2	1.49	0.78
6:B:317:ARG:NE	6:B:317:ARG:HA	1.98	0.78
6:B:353:TYR:CG	6:B:594:TRP:CZ3	2.71	0.78
7:C:52:LYS:O	7:C:52:LYS:HG3	1.84	0.78
8:D:113:HIS:N	8:D:114:PRO:HD2	1.99	0.78
13:I:9:VAL:HG12	13:I:10:PRO:HD3	1.65	0.78
17:N:45:ASN:HD22	17:N:54:LYS:CB	1.97	0.78
17:N:62:SER:HB3	17:N:66:ASP:CG	2.04	0.78
1:1:179:THR:HG21	4:4:87:SER:CB	2.14	0.78
4:4:128:ALA:CB	4:4:143:PHE:CZ	2.63	0.78
20:A:809:CLA:CBB	20:B:833:CLA:HMD2	2.13	0.78
20:B:824:CLA:C4A	20:B:824:CLA:H42	2.14	0.78
20:B:826:CLA:H11	20:B:839:CLA:CED	2.14	0.78
10:F:100:VAL:HA	10:F:103:SER:OG	1.84	0.78
16:L:36:TYR:CG	16:L:36:TYR:O	2.36	0.78
2:2:205:PHE:HD1	2:2:206:ALA:N	1.80	0.77
4:4:58:MET:O	4:4:61:PRO:HD2	1.84	0.77

Continued on next page...

Continued from previous page...

Atom-1	Atom-2	Interatomic distance (Å)	Clash overlap (Å)
22:A:845:BCR:C32	22:J:102:BCR:H391	2.14	0.77
6:B:91:ILE:HD12	6:B:104:PHE:HE2	1.48	0.77
15:K:27:ALA:CB	15:K:28:PRO:HD3	2.14	0.77
4:4:36:ASN:CG	4:4:39:TRP:CD2	2.58	0.77
5:A:442:ILE:HG23	20:A:829:CLA:HMC3	1.64	0.77
5:A:567:ARG:NH1	8:D:35:GLY:CA	2.42	0.77
6:B:124:TRP:NE1	6:B:129:LEU:HD22	2.00	0.77
7:C:26:LEU:H	7:C:43:PRO:HG3	1.50	0.77
10:F:96:TRP:HZ3	10:F:134:PHE:HB2	1.48	0.77
15:K:69:ILE:HA	15:K:72:VAL:HG12	1.66	0.77
16:L:95:LEU:HD13	22:L:211:BCR:C31	2.14	0.77
3:3:93:PHE:CA	3:3:94:ARG:O	2.31	0.77
4:4:142:ASN:C	4:4:150:LYS:HE2	2.05	0.77
24:A:856:SF4:S1	24:A:856:SF4:FE3	1.77	0.77
6:B:310:PRO:CG	6:B:311:PRO:HD2	2.13	0.77
6:B:349:ALA:HB2	6:B:375:HIS:HB3	1.67	0.77
20:B:827:CLA:H122	22:B:846:BCR:C14	2.15	0.77
20:B:834:CLA:HMD2	20:B:835:CLA:C2C	2.14	0.77
20:B:836:CLA:CBC	20:B:836:CLA:CHD	2.62	0.77
22:F:204:BCR:H403	22:F:204:BCR:H271	1.63	0.77
21:R:104:LMU:C2'	21:R:104:LMU:C2	2.55	0.77
6:B:216:LEU:HD21	6:B:221:GLY:HA2	1.67	0.77
20:1:213:CLA:HMC1	20:4:303:CLA:HMB3	1.67	0.77
5:A:21:LEU:HD12	5:A:21:LEU:O	1.84	0.77
5:A:25:ASP:CB	5:A:26:PRO:C	2.51	0.77
5:A:51:THR:HG21	20:A:837:CLA:CBB	2.11	0.77
20:A:803:CLA:CBB	20:A:804:CLA:C1C	2.62	0.77
11:G:92:GLY:O	11:G:93:TYR:O	2.03	0.77
21:H:105:LMU:H31	21:H:105:LMU:O5B	1.83	0.77
18:R:49:UNK:O	18:R:50:UNK:C	2.30	0.77
4:4:192:THR:HG22	4:4:195:GLN:N	1.96	0.77
5:A:25:ASP:OD2	5:A:26:PRO:HA	1.84	0.77
5:A:81:ALA:HB1	20:A:804:CLA:CMA	2.13	0.77
5:A:451:ILE:CD1	20:A:830:CLA:CED	2.62	0.77
5:A:542:HIS:HA	5:A:545:HIS:HD2	1.50	0.77
5:A:700:TRP:O	5:A:704:ILE:HB	1.83	0.77
20:A:824:CLA:CED	20:A:825:CLA:C3D	2.63	0.77
6:B:334:LEU:HB2	20:B:808:CLA:HMD3	1.64	0.77
20:B:809:CLA:H2A	20:B:809:CLA:O1D	1.83	0.77
10:F:130:LEU:HG	10:F:131:PHE:N	2.00	0.77
20:L:201:CLA:H52	20:L:204:CLA:HHB	1.66	0.77

Continued on next page...

Continued from previous page...

Atom-1	Atom-2	Interatomic distance (Å)	Clash overlap (Å)
20:2:315:CLA:C5	20:2:315:CLA:CMA	2.55	0.77
20:3:307:CLA:HHD	20:K:104:CLA:H92	1.66	0.77
20:B:815:CLA:HMB2	22:B:845:BCR:C8	2.14	0.77
20:B:824:CLA:C4A	20:B:824:CLA:C4	2.57	0.77
9:E:40:ARG:HB2	9:E:42:GLU:OE2	1.85	0.77
20:K:102:CLA:CBC	21:K:105:LMU:O3B	2.32	0.77
20:1:204:CLA:H2A	20:1:204:CLA:CED	2.14	0.77
2:2:85:GLN:OE1	2:2:85:GLN:HA	1.83	0.77
5:A:22:VAL:CB	5:A:24:ARG:HA	2.14	0.77
20:A:803:CLA:HBB2	20:A:804:CLA:C1C	2.12	0.77
20:B:803:CLA:H3A	20:B:803:CLA:CGA	2.15	0.77
2:2:42:ARG:O	2:2:44:ASN:N	2.18	0.77
3:3:48:PHE:HD2	3:3:49:ILE:CG2	1.82	0.77
20:4:303:CLA:H151	20:4:303:CLA:H203	1.66	0.77
5:A:22:VAL:HB	5:A:24:ARG:HA	1.66	0.77
5:A:76:ARG:NH1	5:A:192:LYS:HG2	1.99	0.77
5:A:246:HIS:O	5:A:248:PHE:HD2	1.67	0.77
5:A:355:HIS:CE1	5:A:416:ILE:HG21	2.18	0.77
6:B:8:PHE:O	6:B:35:ASP:HB2	1.84	0.77
20:B:803:CLA:H3A	20:B:803:CLA:O2A	1.84	0.77
20:B:826:CLA:H72	20:B:839:CLA:C2D	2.15	0.77
20:B:838:CLA:H121	22:F:204:BCR:C31	2.15	0.77
15:K:51:ASP:HB3	15:K:52:PRO:CD	2.14	0.77
16:L:122:GLY:C	16:L:124:LYS:N	2.36	0.77
5:A:244:LEU:HD22	5:A:247:GLU:OE2	1.85	0.77
13:I:8:PHE:CB	20:I:102:CLA:OBD	2.32	0.77
17:N:59:PRO:HB3	17:N:75:TYR:HE1	1.48	0.77
5:A:146:THR:HG21	5:A:751:LEU:HD22	1.66	0.76
5:A:713:LYS:NZ	20:F:201:CLA:C4	2.48	0.76
20:B:838:CLA:CMA	20:B:839:CLA:HED1	2.15	0.76
11:G:68:ILE:O	11:G:72:LEU:CB	2.32	0.76
16:L:63:LEU:HD22	16:L:64:LEU:H	1.50	0.76
17:N:79:SER:HA	17:N:80:ASN:C	2.05	0.76
2:2:126:PRO:CD	2:2:129:LYS:HB2	2.16	0.76
5:A:27:ILE:CG2	5:A:27:ILE:O	2.30	0.76
5:A:146:THR:O	20:A:826:CLA:HMA2	1.84	0.76
22:B:845:BCR:C8	22:B:845:BCR:H331	2.13	0.76
2:2:102:ILE:HG13	20:2:311:CLA:HMD2	1.68	0.76
5:A:210:LEU:CD1	20:A:813:CLA:HMB2	2.16	0.76
5:A:22:VAL:CB	5:A:23:ASP:C	2.53	0.76
5:A:217:SER:OG	22:A:843:BCR:H15C	1.83	0.76

Continued on next page...

Continued from previous page...

Atom-1	Atom-2	Interatomic distance (Å)	Clash overlap (Å)
5:A:194:ALA:O	5:A:198:ASP:N	2.16	0.76
20:A:831:CLA:H18	20:L:209:CLA:HMB2	1.67	0.76
6:B:122:GLN:HG3	6:B:361:ILE:HG12	1.67	0.76
8:D:44:GLU:HB2	8:D:46:TYR:CE2	2.16	0.76
2:2:168:ARG:NH2	2:2:171:MET:HB2	2.00	0.76
4:4:122:LYS:HE2	4:4:150:LYS:HD3	1.66	0.76
5:A:22:VAL:HA	5:A:23:ASP:C	2.05	0.76
5:A:207:LEU:O	5:A:310:PHE:HB3	1.85	0.76
5:A:581:CYS:HB2	5:A:590:CYS:CA	2.13	0.76
20:A:814:CLA:CHC	22:A:843:BCR:C19	2.64	0.76
7:C:1:MET:H2	7:C:3:HIS:C	1.89	0.76
7:C:7:ILE:O	7:C:8:TYR:O	2.03	0.76
11:G:28:ARG:HH21	11:G:29:GLU:H	1.34	0.76
17:N:59:PRO:HB3	17:N:75:TYR:CE1	2.20	0.76
2:2:116:PRO:HB2	2:2:136:GLY:HA2	1.67	0.76
4:4:192:THR:HG22	4:4:193:ILE:O	1.86	0.76
20:A:816:CLA:HMC1	20:A:816:CLA:HBC3	1.68	0.76
6:B:586:THR:O	6:B:588:GLY:N	2.19	0.76
21:B:804:LMU:H4'	21:B:804:LMU:O2B	1.85	0.76
9:E:43:SER:HB2	9:E:82:TYR:HE1	1.49	0.76
2:2:189:ILE:HD13	2:2:189:ILE:H	1.48	0.76
4:4:39:TRP:O	4:4:40:PHE:CD1	2.38	0.76
4:4:103:ILE:O	4:4:106:TRP:HB3	1.85	0.76
4:4:128:ALA:O	4:4:130:GLU:N	2.18	0.76
5:A:393:LEU:O	5:A:397:THR:HG23	1.85	0.76
5:A:680:LEU:HB3	20:A:850:CLA:O2A	1.86	0.76
20:A:824:CLA:C7	20:A:825:CLA:HED1	2.15	0.76
6:B:693:TRP:HD1	20:B:840:CLA:C2D	1.99	0.76
20:B:826:CLA:HED1	20:B:827:CLA:CMD	2.15	0.76
2:2:73:ILE:H	2:2:73:ILE:HD12	1.51	0.76
20:4:306:CLA:HBA1	20:4:306:CLA:CMA	1.94	0.76
20:4:310:CLA:CGD	20:4:310:CLA:CBA	2.59	0.76
22:A:845:BCR:HC8	22:A:845:BCR:C31	2.13	0.76
6:B:398:TYR:HD1	6:B:542:ARG:HH21	1.32	0.76
7:C:5:VAL:CB	7:C:65:VAL:CG1	2.55	0.76
8:D:111:TYR:HD2	8:D:114:PRO:HB3	1.50	0.76
4:4:91:PHE:CD2	4:4:92:VAL:N	2.54	0.76
4:4:94:GLU:CB	4:4:95:PHE:CD1	2.68	0.76
4:4:104:ARG:HA	4:4:107:GLN:HB2	1.68	0.76
4:4:160:MET:HE1	20:4:306:CLA:CBB	2.14	0.76
20:A:832:CLA:HMC1	20:A:832:CLA:HBC2	1.68	0.76

Continued on next page...

Continued from previous page...

Atom-1	Atom-2	Interatomic distance (Å)	Clash overlap (Å)
20:B:838:CLA:C20	22:F:204:BCR:HC41	2.16	0.76
2:2:196:HIS:O	2:2:197:LEU:HB2	1.85	0.75
20:2:303:CLA:O1D	20:2:303:CLA:H2A	1.85	0.75
20:2:305:CLA:H42	20:2:307:CLA:HMD1	1.68	0.75
3:3:173:GLU:CG	3:3:174:LYS:H	1.98	0.75
4:4:36:ASN:C	4:4:39:TRP:CB	2.52	0.75
4:4:93:ILE:CA	4:4:96:ILE:HD12	2.13	0.75
5:A:362:LEU:HB3	5:A:410:ALA:HB2	1.67	0.75
5:A:692:PHE:CE2	20:A:838:CLA:HBC3	2.20	0.75
20:A:833:CLA:HMA2	20:A:839:CLA:CBB	2.14	0.75
24:A:856:SF4:S1	24:A:856:SF4:FE4	1.77	0.75
14:J:23:ALA:O	14:J:26:LEU:HB3	1.87	0.75
1:1:43:GLU:OE2	20:1:204:CLA:HBC3	1.85	0.75
2:2:110:TRP:CD1	2:2:113:ILE:HG21	2.20	0.75
2:2:116:PRO:O	2:2:131:THR:CB	2.34	0.75
2:2:128:ASN:O	2:2:130:LEU:HD13	1.86	0.75
5:A:629:ASN:HD21	5:A:633:VAL:HG23	1.52	0.75
24:A:856:SF4:S4	24:A:856:SF4:FE1	1.78	0.75
20:B:826:CLA:H52	20:B:839:CLA:CAD	2.15	0.75
20:B:840:CLA:HMD1	20:L:203:CLA:HBB2	1.66	0.75
9:E:55:VAL:HG23	9:E:65:VAL:HB	1.68	0.75
17:N:56:LYS:O	17:N:60:PHE:HD1	1.68	0.75
3:3:97:PHE:O	3:3:98:ILE:CG2	2.35	0.75
4:4:142:ASN:O	4:4:150:LYS:NZ	2.14	0.75
5:A:423:ASP:CB	5:A:424:PRO:HD3	2.14	0.75
6:B:732:LYS:CD	6:B:734:GLY:CA	2.64	0.75
20:B:818:CLA:CBD	20:B:827:CLA:HBB2	2.16	0.75
20:B:831:CLA:HMA1	20:F:201:CLA:O1A	1.87	0.75
13:I:8:PHE:CE1	20:I:102:CLA:H43	2.22	0.75
2:2:72:GLY:O	2:2:74:LEU:N	2.18	0.75
2:2:124:ILE:HB	2:2:129:LYS:HB3	1.67	0.75
5:A:62:HIS:O	20:A:828:CLA:HAA2	1.85	0.75
5:A:356:ALA:HB2	5:A:417:PHE:HD2	1.51	0.75
20:A:814:CLA:CHC	22:A:843:BCR:C17	2.64	0.75
6:B:174:ARG:NH1	20:B:825:CLA:CMD	2.48	0.75
6:B:299:HIS:CE1	20:B:823:CLA:HMD1	2.21	0.75
6:B:351:HIS:HB3	20:B:818:CLA:HED1	1.68	0.75
20:B:834:CLA:CBB	22:B:846:BCR:H381	2.16	0.75
11:G:28:ARG:HG2	11:G:28:ARG:NH2	2.00	0.75
1:1:25:ASP:H	6:B:314:ARG:NH2	1.83	0.75
5:A:578:ARG:HB2	5:A:578:ARG:CZ	2.15	0.75

Continued on next page...

Continued from previous page...

Atom-1	Atom-2	Interatomic distance (Å)	Clash overlap (Å)
20:A:801:CLA:O1D	20:A:801:CLA:CAA	2.34	0.75
20:A:834:CLA:HBD	20:A:834:CLA:HBA2	1.68	0.75
17:N:47:THR:HG21	17:N:54:LYS:HZ1	1.50	0.75
4:4:121:PHE:CD1	4:4:143:PHE:CE2	2.75	0.75
4:4:126:LEU:HD23	4:4:127:PRO:CD	2.17	0.75
5:A:316:MET:CB	5:A:317:TYR:HB2	2.14	0.75
12:H:45:ALA:O	12:H:48:THR:N	2.18	0.75
17:N:54:LYS:HB3	17:N:57:LYS:HE2	1.69	0.75
17:N:62:SER:HB3	17:N:66:ASP:HA	1.68	0.75
3:3:183:GLU:HG3	20:3:307:CLA:OBD	1.87	0.75
3:3:205:GLY:HA3	5:A:252:ARG:NH1	2.01	0.75
5:A:27:ILE:HG23	5:A:28:LYS:CD	2.10	0.75
5:A:248:PHE:N	5:A:248:PHE:CD2	2.55	0.75
21:A:854:LMU:H6'1	21:A:854:LMU:O3B	1.87	0.75
24:A:856:SF4:S2	24:A:856:SF4:FE4	1.77	0.75
6:B:29:HIS:CG	20:B:808:CLA:HBB2	2.21	0.75
6:B:85:ARG:O	6:B:86:PRO:O	2.05	0.75
6:B:292:ARG:NH1	6:B:296:GLY:H	1.85	0.75
16:L:95:LEU:HA	16:L:98:CYS:HB2	1.68	0.75
4:4:104:ARG:NH1	4:4:105:ARG:HB2	1.98	0.75
24:A:856:SF4:S2	24:A:856:SF4:FE1	1.77	0.75
7:C:63:LEU:HG	7:C:64:SER:H	1.49	0.75
21:G:101:LMU:H22	21:G:101:LMU:O6'	1.87	0.75
20:H:111:CLA:CHD	22:I:101:BCR:H342	2.17	0.75
4:4:95:PHE:CZ	20:4:314:CLA:NC	2.55	0.75
4:4:128:ALA:HB1	4:4:141:LEU:HD23	1.68	0.75
5:A:103:PHE:CE1	20:A:807:CLA:O1D	2.40	0.75
20:A:818:CLA:HBB2	20:A:818:CLA:C8	2.16	0.75
20:A:850:CLA:HED2	20:A:850:CLA:CAD	2.16	0.75
20:B:826:CLA:HBC2	20:B:826:CLA:CHD	2.15	0.75
10:F:24:LYS:HE2	10:F:24:LYS:CA	2.08	0.75
10:F:62:LEU:HG	10:F:72:ILE:HD13	1.68	0.75
12:H:10:ASP:HB3	12:H:13:ASP:HB2	1.67	0.75
13:I:1:MET:O	13:I:2:ILE:HG22	1.85	0.75
17:N:72:LYS:CG	17:N:74:LYS:H	2.00	0.75
20:1:213:CLA:HBA2	20:1:213:CLA:CMA	2.16	0.74
3:3:112:THR:OG1	3:3:113:LEU:HG	1.87	0.74
4:4:33:ASP:HB3	4:4:34:PRO:HD2	1.69	0.74
4:4:36:ASN:OD1	4:4:37:LEU:CA	2.35	0.74
5:A:28:LYS:HZ3	5:A:28:LYS:CB	1.90	0.74
5:A:530:LEU:HB2	5:A:531:PRO:HD2	1.66	0.74

Continued on next page...

Continued from previous page...

Atom-1	Atom-2	Interatomic distance (Å)	Clash overlap (Å)
20:A:803:CLA:CBB	20:A:804:CLA:C4C	2.64	0.74
22:A:843:BCR:H23C	22:A:843:BCR:H402	1.69	0.74
6:B:120:VAL:HA	6:B:123:TRP:HD1	1.46	0.74
6:B:557:PHE:N	6:B:558:PRO:CD	2.49	0.74
6:B:732:LYS:CD	6:B:734:GLY:HA3	2.17	0.74
15:K:44:GLU:OE1	15:K:44:GLU:HA	1.87	0.74
4:4:100:TYR:HA	4:4:103:ILE:HG12	1.67	0.74
20:A:839:CLA:CMA	20:A:839:CLA:CBA	2.55	0.74
22:A:843:BCR:H402	22:A:843:BCR:C23	2.16	0.74
20:J:101:CLA:HBD	20:J:101:CLA:CBA	2.06	0.74
17:N:47:THR:HG21	17:N:54:LYS:HZ3	1.51	0.74
1:1:39:TYR:CD2	20:1:210:CLA:OBD	2.40	0.74
4:4:36:ASN:CG	4:4:39:TRP:CE2	2.61	0.74
4:4:121:PHE:CZ	4:4:122:LYS:O	2.41	0.74
20:A:836:CLA:HMC1	20:A:836:CLA:HBC3	1.69	0.74
20:A:839:CLA:O2D	20:A:839:CLA:HAA2	1.87	0.74
6:B:87:ILE:HA	6:B:115:ASN:CA	2.13	0.74
6:B:369:ALA:O	6:B:725:LEU:HD11	1.86	0.74
6:B:664:LEU:C	6:B:667:TRP:HZ3	1.89	0.74
20:B:826:CLA:C1	20:B:839:CLA:CED	2.65	0.74
2:2:128:ASN:O	2:2:130:LEU:N	2.19	0.74
5:A:208:ALA:HB2	5:A:314:GLY:HA3	1.68	0.74
20:A:825:CLA:CAB	20:A:832:CLA:HMA1	2.17	0.74
7:C:31:TRP:HB2	7:C:39:ILE:HG21	1.69	0.74
11:G:73:ALA:O	11:G:75:GLY:N	2.20	0.74
20:H:112:CLA:HAC1	22:I:103:BCR:C3	2.17	0.74
17:N:58:VAL:HG23	17:N:60:PHE:CE1	2.22	0.74
5:A:25:ASP:HB2	5:A:26:PRO:O	1.86	0.74
5:A:567:ARG:HH12	8:D:35:GLY:HA2	1.46	0.74
5:A:21:LEU:CB	5:A:22:VAL:O	2.36	0.74
5:A:197:GLN:HE22	5:A:351:THR:HB	1.53	0.74
5:A:496:HIS:HB3	5:A:515:TRP:CE3	2.23	0.74
6:B:11:GLY:HA3	7:C:71:HIS:CD2	2.22	0.74
6:B:395:ILE:HD12	6:B:396:ARG:HG2	1.69	0.74
20:B:812:CLA:H62	20:B:812:CLA:CAD	2.17	0.74
20:2:303:CLA:HHD	20:2:303:CLA:CBC	2.11	0.74
4:4:94:GLU:HB3	4:4:95:PHE:HE1	1.45	0.74
5:A:24:ARG:HH12	5:A:29:THR:CA	2.00	0.74
24:A:856:SF4:S1	24:A:856:SF4:FE2	1.79	0.74
6:B:672:GLN:HA	6:B:672:GLN:NE2	1.97	0.74
7:C:5:VAL:HB	7:C:65:VAL:HA	1.69	0.74

Continued on next page...

Continued from previous page...

Atom-1	Atom-2	Interatomic distance (Å)	Clash overlap (Å)
15:K:44:GLU:OE1	15:K:44:GLU:CA	2.33	0.74
18:R:38:UNK:CA	18:R:42:UNK:O	2.35	0.74
2:2:96:ILE:HG13	2:2:97:VAL:N	2.02	0.74
2:2:126:PRO:HD2	2:2:129:LYS:HB2	1.69	0.74
4:4:38:ARG:CG	4:4:39:TRP:N	2.48	0.74
20:4:303:CLA:H151	20:4:303:CLA:C20	2.18	0.74
5:A:401:TRP:CD1	20:A:826:CLA:CHC	2.69	0.74
6:B:230:TRP:HB3	20:B:817:CLA:HED3	1.68	0.74
20:B:802:CLA:C9	20:B:803:CLA:H91	2.16	0.74
21:H:105:LMU:H3'	21:H:105:LMU:C5B	2.17	0.74
1:1:183:ASP:CB	1:1:184:PRO:CD	2.61	0.74
20:1:213:CLA:HBA2	20:1:213:CLA:HMA3	1.70	0.74
5:A:267:THR:O	5:A:269:PHE:CD2	2.35	0.74
5:A:665:ILE:HD13	6:B:621:ARG:HG3	1.70	0.74
6:B:16:PRO:HG3	7:C:74:THR:CG2	2.17	0.74
6:B:438:VAL:HG22	20:B:833:CLA:CMC	2.18	0.74
6:B:685:THR:OG1	20:L:201:CLA:H3A	1.88	0.74
21:F:202:LMU:H31	21:F:202:LMU:C7	2.15	0.74
20:F:206:CLA:C3B	20:F:207:CLA:HAC2	2.16	0.74
6:B:378:ILE:O	6:B:380:GLY:N	2.20	0.74
7:C:39:ILE:CG1	7:C:40:ALA:H	1.97	0.74
8:D:94:TYR:O	8:D:95:LYS:HG2	1.88	0.74
11:G:8:ILE:O	11:G:8:ILE:HG13	1.88	0.74
17:N:54:LYS:O	17:N:57:LYS:N	2.21	0.74
3:3:92:TRP:C	3:3:94:ARG:C	2.47	0.73
20:A:824:CLA:H2	20:A:825:CLA:HED3	1.70	0.73
6:B:211:ASN:HB2	6:B:214:ASP:HB3	1.70	0.73
6:B:373:THR:HA	6:B:376:GLN:HB2	1.68	0.73
6:B:469:LYS:HE2	6:B:471:THR:OG1	1.87	0.73
20:B:822:CLA:HBC2	20:B:822:CLA:CHD	2.15	0.73
10:F:63:CYS:HA	10:F:69:PRO:HA	1.70	0.73
16:L:99:LEU:HD11	22:L:211:BCR:HC7	1.69	0.73
20:1:204:CLA:HMC1	20:1:204:CLA:CBC	2.14	0.73
2:2:51:HIS:HB2	20:2:310:CLA:OBD	1.87	0.73
2:2:120:ASN:HB3	2:2:121:THR:HB	1.69	0.73
5:A:470:LEU:HD13	6:B:95:HIS:HB3	1.68	0.73
5:A:591:GLN:HA	5:A:591:GLN:HE21	1.52	0.73
20:A:819:CLA:HMD2	20:A:821:CLA:HBB2	1.67	0.73
20:B:809:CLA:H91	20:B:809:CLA:H193	1.69	0.73
20:B:838:CLA:H152	22:F:204:BCR:H313	1.69	0.73
7:C:29:ILE:HG23	8:D:126:GLY:HA2	1.69	0.73

Continued on next page...

Continued from previous page...

Atom-1	Atom-2	Interatomic distance (Å)	Clash overlap (Å)
15:K:24:PHE:HB3	15:K:52:PRO:HG2	1.69	0.73
15:K:44:GLU:CD	15:K:45:SER:C	2.46	0.73
15:K:46:GLY:O	15:K:47:LEU:CB	2.36	0.73
17:N:54:LYS:O	17:N:56:LYS:N	2.20	0.73
2:2:55:ALA:HB3	2:2:56:MET:HE1	1.68	0.73
4:4:34:PRO:HA	4:4:35:GLU:CG	2.19	0.73
22:B:847:BCR:HC31	20:L:203:CLA:CMD	2.17	0.73
8:D:78:ALA:HB3	8:D:82:GLN:NE2	1.97	0.73
21:2:313:LMU:C6	21:2:313:LMU:C2	2.66	0.73
5:A:79:PHE:CZ	5:A:185:HIS:NE2	2.54	0.73
20:A:808:CLA:HMB1	20:A:809:CLA:H11	1.71	0.73
6:B:374:HIS:CG	6:B:374:HIS:O	2.41	0.73
6:B:427:LEU:HD23	6:B:431:PHE:CZ	2.24	0.73
6:B:507:SER:O	6:B:508:LEU:HB2	1.86	0.73
17:N:11:LYS:HD2	17:N:12:THR:O	1.89	0.73
17:N:47:THR:O	17:N:48:GLY:O	2.07	0.73
6:B:174:ARG:O	6:B:175:LEU:HB3	1.88	0.73
7:C:5:VAL:HB	7:C:65:VAL:CB	2.18	0.73
10:F:20:GLN:CD	10:F:21:ALA:H	1.92	0.73
17:N:29:PHE:CD1	17:N:32:ALA:HB3	2.24	0.73
1:1:57:ILE:HG23	1:1:58:LEU:H	1.53	0.73
1:1:57:ILE:O	1:1:59:VAL:N	2.22	0.73
3:3:208:PRO:HB3	3:3:210:GLN:OE1	1.89	0.73
5:A:108:ALA:HB1	5:A:138:GLY:HA3	1.70	0.73
5:A:596:ASP:HA	5:A:599:PHE:HB3	1.70	0.73
6:B:612:SER:HA	6:B:615:TYR:CE1	2.22	0.73
6:B:709:GLY:O	6:B:710:LEU:HB2	1.88	0.73
20:B:813:CLA:HAC2	20:B:814:CLA:HBB2	0.80	0.73
20:H:111:CLA:CGA	20:H:111:CLA:CMA	2.66	0.73
16:L:36:TYR:O	16:L:36:TYR:CD1	2.40	0.73
4:4:144:ALA:HB3	4:4:147:LEU:O	1.89	0.73
20:A:838:CLA:C14	22:A:845:BCR:C2	2.59	0.73
6:B:362:ALA:O	6:B:363:GLN:HG3	1.87	0.73
20:B:817:CLA:HHD	20:B:817:CLA:CBC	2.19	0.73
21:E:101:LMU:C5	21:E:101:LMU:C1	2.67	0.73
10:F:7:PRO:HA	10:F:61:LEU:O	1.89	0.73
10:F:147:GLY:CA	10:F:150:VAL:HB	2.19	0.73
20:H:101:CLA:H2	20:H:101:CLA:HMA2	1.69	0.73
16:L:49:PRO:HB2	16:L:139:PHE:HB2	1.71	0.73
2:2:168:ARG:HH21	2:2:171:MET:HB2	1.51	0.73
21:2:313:LMU:H6E	21:2:313:LMU:C2B	2.18	0.73

Continued on next page...

Continued from previous page...

Atom-1	Atom-2	Interatomic distance (Å)	Clash overlap (Å)
3:3:50:GLU:N	3:3:51:PRO:CD	2.52	0.73
4:4:193:ILE:HG22	4:4:194:VAL:N	2.02	0.73
5:A:289:PRO:O	5:A:290:LEU:HB2	1.89	0.73
20:A:807:CLA:HBA2	20:A:809:CLA:H12	1.71	0.73
6:B:255:LEU:HD13	6:B:275:HIS:HB2	1.69	0.73
20:B:808:CLA:O1A	20:B:814:CLA:HBA1	1.87	0.73
20:B:839:CLA:HBC1	20:F:201:CLA:CMC	2.18	0.73
11:G:28:ARG:NH2	11:G:29:GLU:H	1.86	0.73
16:L:128:ASP:CG	16:L:129:GLN:H	1.91	0.73
5:A:331:LEU:CD1	5:A:346:LEU:HB3	2.15	0.73
6:B:394:PHE:O	6:B:542:ARG:NE	2.19	0.73
12:H:50:ARG:HH12	12:H:53:LEU:C	1.92	0.73
16:L:123:ARG:HA	16:L:123:ARG:NE	2.03	0.73
5:A:423:ASP:HB3	5:A:424:PRO:CD	2.12	0.73
5:A:626:GLY:CA	5:A:636:HIS:HA	2.19	0.73
22:A:845:BCR:H393	22:A:845:BCR:C23	2.13	0.73
24:A:856:SF4:S4	24:A:856:SF4:FE2	1.81	0.73
6:B:50:HIS:CD2	20:B:808:CLA:HAA2	2.23	0.73
20:B:827:CLA:H8	22:B:846:BCR:H12C	1.70	0.73
10:F:83:PHE:O	10:F:87:GLY:HA3	1.89	0.73
12:H:50:ARG:HG2	16:L:137:ALA:HB1	1.71	0.73
4:4:57:GLY:O	4:4:60:LEU:HD23	1.88	0.72
5:A:24:ARG:H	5:A:24:ARG:HD3	1.51	0.72
5:A:355:HIS:ND1	5:A:416:ILE:HG21	2.04	0.72
20:A:804:CLA:HMC3	20:A:806:CLA:O2D	1.88	0.72
20:A:837:CLA:C1C	20:B:806:CLA:HBC2	2.19	0.72
6:B:160:LYS:HZ3	6:B:160:LYS:HB2	1.54	0.72
20:B:830:CLA:H72	25:B:848:LMG:H311	1.70	0.72
20:B:839:CLA:O1D	20:B:839:CLA:H2A	1.89	0.72
21:G:102:LMU:H3'	21:G:102:LMU:C6B	2.17	0.72
16:L:124:LYS:C	16:L:126:GLN:H	1.92	0.72
2:2:70:LYS:HG3	2:2:73:ILE:HG12	1.70	0.72
6:B:48:ALA:CB	6:B:157:LEU:HD22	2.19	0.72
6:B:50:HIS:HD2	20:B:808:CLA:HAA2	1.54	0.72
6:B:53:GLN:NE2	20:B:807:CLA:HBB1	2.03	0.72
6:B:635:ILE:O	6:B:636:THR:O	2.07	0.72
19:P:1:GLC:H3	19:P:2:FRU:O5	1.88	0.72
5:A:451:ILE:CD1	20:A:830:CLA:HED3	2.20	0.72
20:A:818:CLA:CAB	20:A:818:CLA:C7	2.67	0.72
21:A:854:LMU:H32	21:A:854:LMU:H82	1.71	0.72
6:B:404:ALA:C	6:B:406:ASN:H	1.92	0.72

Continued on next page...

Continued from previous page...

Atom-1	Atom-2	Interatomic distance (Å)	Clash overlap (Å)
6:B:697:PRO:HB3	20:B:840:CLA:HBC3	1.70	0.72
9:E:87:VAL:O	9:E:89:GLU:N	2.19	0.72
18:R:52:UNK:HA	18:R:53:UNK:CB	2.19	0.72
20:2:312:CLA:HED3	20:2:312:CLA:OBD	1.89	0.72
21:2:313:LMU:H62	21:2:313:LMU:C1	2.19	0.72
3:3:106:TYR:CD2	3:3:107:TRP:CD1	2.78	0.72
4:4:100:TYR:HA	4:4:103:ILE:HD11	1.72	0.72
4:4:192:THR:HG21	4:4:195:GLN:N	2.00	0.72
5:A:654:ARG:HA	6:B:632:ILE:HD13	1.71	0.72
6:B:75:GLU:HB2	6:B:132:ASN:HB3	1.69	0.72
7:C:78:GLY:O	7:C:81:TYR:CE1	2.38	0.72
1:1:39:TYR:CG	20:1:210:CLA:OBD	2.41	0.72
20:1:206:CLA:HHD	20:1:206:CLA:HBC2	1.70	0.72
5:A:91:LEU:O	20:A:807:CLA:HMC3	1.90	0.72
5:A:368:LEU:HD22	20:A:818:CLA:C9	2.19	0.72
24:A:856:SF4:S2	24:A:856:SF4:FE3	1.80	0.72
6:B:315:LEU:O	6:B:315:LEU:HD13	1.90	0.72
6:B:663:PHE:O	6:B:664:LEU:CB	2.37	0.72
20:B:838:CLA:H202	22:F:204:BCR:HC41	1.72	0.72
20:2:302:CLA:HBC2	20:2:302:CLA:CHD	2.19	0.72
3:3:52:LYS:HA	3:3:55:ALA:HB3	1.70	0.72
5:A:309:LEU:HD21	20:A:819:CLA:CMC	2.20	0.72
5:A:349:ILE:O	5:A:349:ILE:HG22	1.87	0.72
5:A:684:PHE:HD2	5:A:685:VAL:N	1.88	0.72
5:A:697:ARG:NH2	6:B:566:GLY:O	2.21	0.72
6:B:142:LEU:CD2	22:B:845:BCR:H333	2.19	0.72
12:H:69:SER:CB	20:H:111:CLA:H2	2.19	0.72
2:2:73:ILE:O	2:2:74:LEU:CG	2.36	0.72
20:4:305:CLA:HBC2	20:4:305:CLA:CMC	2.15	0.72
5:A:207:LEU:HD12	5:A:310:PHE:HD1	1.53	0.72
5:A:558:LYS:NZ	6:B:674:LEU:HB3	2.05	0.72
6:B:167:TRP:CD1	11:G:41:MET:HE3	2.24	0.72
10:F:61:LEU:HD23	10:F:69:PRO:CB	2.20	0.72
11:G:40:GLY:O	11:G:41:MET:SD	2.48	0.72
12:H:23:VAL:O	12:H:23:VAL:HG12	1.88	0.72
6:B:493:TRP:HE1	20:B:817:CLA:HAC2	1.55	0.72
20:B:839:CLA:HMC1	20:B:839:CLA:HBC3	1.71	0.72
25:B:848:LMG:O3	7:C:70:TRP:CZ2	2.43	0.72
20:R:108:CLA:HBA2	20:R:108:CLA: CBD	2.20	0.72
2:2:98:GLU:HG3	2:2:99:LEU:HG	1.70	0.72
5:A:224:HIS:O	5:A:225:VAL:HG22	1.90	0.72

Continued on next page...

Continued from previous page...

Atom-1	Atom-2	Interatomic distance (Å)	Clash overlap (Å)
5:A:497:ALA:HB2	5:A:515:TRP:CB	2.20	0.72
21:A:853:LMU:O6'	21:A:853:LMU:H51	1.89	0.72
6:B:334:LEU:HG	6:B:334:LEU:O	1.90	0.72
6:B:542:ARG:NH2	8:D:141:VAL:O	2.21	0.72
10:F:93:ILE:CG2	22:F:203:BCR:H371	2.19	0.72
11:G:43:HIS:O	11:G:45:GLU:HG3	1.89	0.72
12:H:25:GLY:HA3	12:H:27:ASP:HB2	1.71	0.72
21:H:104:LMU:H21	21:H:104:LMU:O5'	1.86	0.72
20:L:202:CLA:H12	20:L:202:CLA:CGD	2.17	0.72
4:4:106:TRP:O	4:4:108:ASP:N	2.22	0.72
4:4:129:GLY:C	4:4:131:VAL:H	1.93	0.72
5:A:454:GLY:H	5:A:457:SER:CB	2.02	0.72
5:A:470:LEU:HD11	6:B:95:HIS:HB3	1.70	0.72
5:A:705:GLU:CB	6:B:545:LYS:NZ	2.53	0.72
20:A:808:CLA:H142	22:J:102:BCR:C14	2.20	0.72
6:B:438:VAL:CG2	20:B:833:CLA:HMC1	2.20	0.72
6:B:586:THR:C	6:B:588:GLY:H	1.91	0.72
20:B:828:CLA:HMC1	20:B:828:CLA:HBC3	1.71	0.72
10:F:93:ILE:HG21	22:F:203:BCR:C37	2.19	0.72
11:G:7:VAL:HG22	11:G:8:ILE:H	1.55	0.72
20:K:101:CLA:HED2	20:K:102:CLA:HMB2	1.72	0.72
16:L:64:LEU:HB3	16:L:68:PHE:CE1	2.19	0.72
17:N:50:GLN:CA	17:N:51:ASP:O	2.38	0.72
20:3:307:CLA:HAC2	20:K:104:CLA:C7	2.15	0.71
4:4:44:GLU:O	4:4:47:ASN:N	2.22	0.71
20:4:310:CLA:HBA2	20:4:310:CLA:O1D	1.90	0.71
5:A:545:HIS:O	5:A:549:ILE:HG13	1.90	0.71
6:B:347:LEU:HD22	6:B:351:HIS:CE1	2.25	0.71
10:F:93:ILE:CG2	22:F:203:BCR:C37	2.68	0.71
17:N:77:CYS:O	17:N:79:SER:N	2.23	0.71
1:1:27:LEU:HD21	6:B:314:ARG:HG2	1.73	0.71
3:3:92:TRP:C	3:3:94:ARG:O	2.29	0.71
4:4:114:SER:OG	4:4:120:ILE:HD11	1.90	0.71
20:4:310:CLA:HBA2	20:4:310:CLA:CBD	2.20	0.71
5:A:28:LYS:HB3	5:A:28:LYS:HZ2	1.50	0.71
5:A:690:LEU:HD21	6:B:661:PHE:HE1	1.55	0.71
6:B:174:ARG:CB	20:B:814:CLA:HBC2	2.20	0.71
6:B:504:ASN:H	6:B:504:ASN:ND2	1.87	0.71
6:B:557:PHE:HE2	7:C:66:ARG:HE	1.35	0.71
20:B:808:CLA:O1A	20:B:814:CLA:CBA	2.38	0.71
11:G:93:TYR:CA	11:G:94:ASP:CB	2.64	0.71

Continued on next page...

Continued from previous page...

Atom-1	Atom-2	Interatomic distance (Å)	Clash overlap (Å)
16:L:88:ALA:C	16:L:90:GLY:N	2.40	0.71
4:4:37:LEU:O	4:4:39:TRP:CD1	2.43	0.71
5:A:25:ASP:CA	5:A:26:PRO:C	2.58	0.71
5:A:284:ARG:HA	5:A:284:ARG:CZ	2.19	0.71
20:A:822:CLA:CBB	22:A:844:BCR:C35	2.68	0.71
20:3:311:CLA:O1A	20:3:311:CLA:HMA2	1.91	0.71
6:B:349:ALA:CB	6:B:375:HIS:HB3	2.21	0.71
7:C:12:ILE:HB	7:C:39:ILE:HA	1.71	0.71
10:F:25:LEU:HD22	10:F:46:MET:HB3	1.70	0.71
16:L:64:LEU:HA	16:L:67:PRO:HG2	1.72	0.71
21:L:205:LMU:O3'	21:L:205:LMU:H1B	1.91	0.71
1:1:45:ILE:HG22	1:1:48:ARG:HD2	1.73	0.71
4:4:70:ILE:HG13	4:4:71:ASN:N	2.05	0.71
4:4:98:SER:CB	4:4:102:GLU:OE1	2.38	0.71
5:A:25:ASP:OD2	5:A:26:PRO:HD3	1.91	0.71
5:A:62:HIS:HB2	20:A:828:CLA:HBA1	1.72	0.71
5:A:316:MET:HA	5:A:317:TYR:HD1	1.54	0.71
5:A:370:ILE:CG2	5:A:400:MET:HA	2.21	0.71
5:A:393:LEU:HD11	5:A:750:PHE:CE1	2.25	0.71
20:B:812:CLA:HAA2	20:B:812:CLA:H12	1.70	0.71
16:L:161:LEU:HD11	16:L:162:ASP:O	1.91	0.71
17:N:42:PHE:CD1	17:N:43:PRO:N	2.59	0.71
3:3:94:ARG:CG	3:3:97:PHE:HZ	1.85	0.71
3:3:97:PHE:HD2	3:3:98:ILE:N	1.88	0.71
4:4:101:VAL:HG13	4:4:104:ARG:HH22	1.55	0.71
5:A:220:ARG:O	5:A:221:HIS:HB2	1.91	0.71
6:B:387:PHE:O	6:B:391:PRO:HD3	1.91	0.71
9:E:60:LYS:HG3	9:E:61:THR:N	2.04	0.71
9:E:85:ASP:O	9:E:86:GLU:HB3	1.90	0.71
10:F:140:ALA:O	10:F:144:LEU:HB3	1.90	0.71
4:4:100:TYR:HA	4:4:103:ILE:CD1	2.20	0.71
4:4:122:LYS:NZ	4:4:150:LYS:CD	2.52	0.71
20:4:315:CLA:HBA1	20:4:315:CLA:CBD	2.21	0.71
5:A:545:HIS:CG	20:A:834:CLA:HBB2	2.25	0.71
5:A:684:PHE:C	5:A:684:PHE:HD2	1.93	0.71
20:A:818:CLA:HBB2	20:A:818:CLA:C10	2.21	0.71
24:A:856:SF4:S3	24:A:856:SF4:FE1	1.82	0.71
7:C:31:TRP:O	7:C:33:GLY:N	2.23	0.71
21:G:102:LMU:H6'2	21:G:102:LMU:C3'	2.17	0.71
15:K:51:ASP:HB3	15:K:52:PRO:HD3	1.70	0.71
16:L:164:PRO:CA	16:L:165:TYR:HD1	1.86	0.71

Continued on next page...

Continued from previous page...

Atom-1	Atom-2	Interatomic distance (Å)	Clash overlap (Å)
1:1:27:LEU:HD13	1:1:28:GLY:H	1.55	0.71
2:2:169:LEU:CD2	20:2:305:CLA:CAB	2.63	0.71
3:3:52:LYS:O	3:3:56:TYR:N	2.21	0.71
5:A:27:ILE:CB	5:A:28:LYS:HG2	2.21	0.71
5:A:218:TRP:O	5:A:222:GLN:HB2	1.90	0.71
6:B:530:THR:HG21	20:B:826:CLA:HAC1	1.72	0.71
6:B:697:PRO:O	7:C:79:LEU:HD11	1.88	0.71
21:B:805:LMU:O3'	21:B:805:LMU:C1B	2.38	0.71
9:E:88:GLU:O	9:E:90:VAL:CA	2.39	0.71
10:F:151:ASP:OD2	10:F:154:PHE:CD1	2.44	0.71
10:F:153:ASN:C	10:F:153:ASN:ND2	2.41	0.71
12:H:42:THR:HG22	12:H:45:ALA:HB2	1.72	0.71
16:L:164:PRO:CG	16:L:165:TYR:CE1	2.51	0.71
17:N:61:LEU:HD11	17:N:63:ASP:CA	2.21	0.71
5:A:464:ASN:HD22	5:A:464:ASN:N	1.86	0.71
5:A:714:LEU:HA	10:F:149:LEU:HD11	1.73	0.71
6:B:172:GLU:O	6:B:176:ASN:CB	2.39	0.71
6:B:692:ARG:HH22	6:B:694:ARG:HG2	1.54	0.71
20:B:820:CLA:OBD	20:B:823:CLA:HBC3	1.89	0.71
20:B:830:CLA:H62	25:B:848:LMG:H182	1.73	0.71
7:C:26:LEU:N	7:C:43:PRO:HG3	2.05	0.71
17:N:41:LYS:CB	17:N:42:PHE:CB	2.65	0.71
21:1:217:LMU:H91	21:G:103:LMU:C3'	2.21	0.71
4:4:70:ILE:O	4:4:73:PRO:HD3	1.91	0.71
4:4:171:ASN:C	4:4:173:THR:N	2.43	0.71
5:A:349:ILE:O	5:A:349:ILE:CG2	2.39	0.71
20:A:822:CLA:HBB2	22:A:844:BCR:C35	2.21	0.71
6:B:98:GLN:C	6:B:100:ALA:H	1.93	0.71
6:B:310:PRO:HB2	6:B:311:PRO:CD	2.21	0.71
8:D:113:HIS:NE2	8:D:118:VAL:CG1	2.54	0.71
10:F:95:GLY:O	10:F:99:TRP:HB2	1.91	0.71
13:I:12:VAL:O	13:I:17:PRO:CD	2.37	0.71
15:K:44:GLU:OE1	15:K:45:SER:C	2.29	0.71
17:N:41:LYS:HB2	17:N:42:PHE:CB	2.21	0.71
4:4:58:MET:O	4:4:61:PRO:CD	2.39	0.70
4:4:69:ILE:O	4:4:70:ILE:C	2.29	0.70
5:A:24:ARG:O	5:A:25:ASP:CG	2.30	0.70
5:A:214:GLY:O	5:A:215:SER:HB3	1.91	0.70
5:A:723:ARG:HG2	5:A:723:ARG:NH1	2.04	0.70
20:B:803:CLA:CBC	20:B:803:CLA:HMC1	2.21	0.70
7:C:63:LEU:CG	7:C:64:SER:H	2.04	0.70

Continued on next page...

Continued from previous page...

Atom-1	Atom-2	Interatomic distance (Å)	Clash overlap (Å)
20:H:112:CLA:C3C	22:I:103:BCR:HC22	2.17	0.70
17:N:63:ASP:N	17:N:64:ASP:CB	2.51	0.70
18:R:30:UNK:O	18:R:32:UNK:O	2.08	0.70
20:1:202:CLA:HMC1	20:1:202:CLA:HBC3	1.73	0.70
5:A:168:ALA:O	5:A:171:ALA:HB3	1.90	0.70
20:A:818:CLA:HBB2	20:A:818:CLA:H8	1.72	0.70
20:A:824:CLA:H43	20:A:835:CLA:HBA1	1.73	0.70
21:A:853:LMU:C2	21:A:853:LMU:C8	2.61	0.70
6:B:123:TRP:CZ3	20:B:814:CLA:H191	2.25	0.70
6:B:310:PRO:CG	20:B:824:CLA:HMA1	2.08	0.70
6:B:687:LEU:HD12	22:B:801:BCR:HC31	1.72	0.70
6:B:732:LYS:HD3	6:B:734:GLY:HA3	1.73	0.70
7:C:1:MET:CB	7:C:4:SER:OG	2.36	0.70
22:I:103:BCR:H391	22:L:211:BCR:H401	1.73	0.70
1:1:24:PHE:CG	6:B:314:ARG:NH2	2.59	0.70
1:1:25:ASP:HB3	1:1:26:PRO:CD	2.20	0.70
21:2:319:LMU:O5B	21:2:319:LMU:H5'	1.88	0.70
4:4:106:TRP:HD1	20:4:301:CLA:O1D	1.75	0.70
6:B:137:THR:HA	6:B:140:ILE:CG1	2.20	0.70
6:B:167:TRP:HB2	11:G:41:MET:CE	2.21	0.70
6:B:463:ILE:O	6:B:464:GLN:HB3	1.91	0.70
6:B:545:LYS:HD3	6:B:546:LEU:H	1.56	0.70
10:F:22:LEU:O	10:F:25:LEU:N	2.23	0.70
19:X:1:GLC:C6	19:X:2:FRU:H3	2.22	0.70
2:2:110:TRP:HD1	2:2:113:ILE:CG2	2.04	0.70
3:3:97:PHE:HD2	3:3:98:ILE:CG2	1.85	0.70
3:3:106:TYR:O	3:3:108:ALA:HB2	1.91	0.70
4:4:70:ILE:C	4:4:72:VAL:N	2.44	0.70
5:A:187:HIS:CE1	20:A:811:CLA:C4D	2.73	0.70
5:A:217:SER:HG	22:A:843:BCR:H17C	1.56	0.70
5:A:605:MET:HA	5:A:608:SER:OG	1.92	0.70
5:A:661:ALA:O	5:A:664:VAL:HG22	1.92	0.70
20:A:804:CLA:HBA2	20:A:811:CLA:H62	1.74	0.70
6:B:53:GLN:C	6:B:55:ALA:H	1.95	0.70
22:B:847:BCR:H23C	22:B:847:BCR:C38	2.21	0.70
9:E:42:GLU:HG2	9:E:43:SER:H	1.53	0.70
10:F:12:LYS:HG2	10:F:13:GLN:N	2.07	0.70
12:H:45:ALA:O	12:H:47:PHE:N	2.25	0.70
16:L:163:LEU:HD12	16:L:164:PRO:HG3	1.74	0.70
18:R:34:UNK:H	18:R:36:UNK:CA	2.00	0.70
20:R:107:CLA:CHA	20:R:107:CLA:CED	2.69	0.70

Continued on next page...

Continued from previous page...

Atom-1	Atom-2	Interatomic distance (Å)	Clash overlap (Å)
3:3:64:TYR:HB3	20:3:310:CLA:C4	2.21	0.70
3:3:92:TRP:O	3:3:94:ARG:C	2.29	0.70
3:3:157:ALA:C	3:3:158:TYR:CD2	2.64	0.70
4:4:149:ALA:HB3	4:4:151:GLU:OE1	1.91	0.70
20:4:318:CLA:HMC1	20:4:318:CLA:HBC3	1.73	0.70
20:A:804:CLA:C1	20:A:811:CLA:H61	2.16	0.70
6:B:202:SER:HB3	6:B:270:LEU:HD11	1.74	0.70
6:B:323:TYR:CE1	20:B:825:CLA:HBC1	2.26	0.70
6:B:471:THR:HG23	6:B:502:ASN:ND2	2.07	0.70
20:B:838:CLA:H121	22:F:204:BCR:H312	1.73	0.70
10:F:103:SER:C	10:F:105:LEU:H	1.95	0.70
15:K:4:GLY:HA2	15:K:7:THR:HB	1.72	0.70
15:K:43:ARG:HH11	15:K:43:ARG:CG	1.86	0.70
21:K:107:LMU:O3'	21:K:107:LMU:H1B	1.89	0.70
16:L:165:TYR:C	16:L:166:TYR:O	2.30	0.70
21:2:313:LMU:C1	21:2:313:LMU:C7	2.69	0.70
4:4:69:ILE:CD1	4:4:175:LYS:HB2	2.08	0.70
4:4:117:GLN:O	4:4:121:PHE:HE2	1.73	0.70
4:4:150:LYS:O	4:4:150:LYS:HG3	1.90	0.70
6:B:131:THR:O	6:B:135:LEU:N	2.24	0.70
6:B:317:ARG:HA	6:B:317:ARG:HE	1.54	0.70
11:G:27:GLN:O	11:G:28:ARG:HB3	1.90	0.70
15:K:16:THR:O	15:K:20:PHE:HB3	1.92	0.70
21:R:103:LMU:H22	21:R:103:LMU:C6	2.14	0.70
5:A:527:VAL:CG1	5:A:528:ALA:N	2.55	0.70
5:A:567:ARG:HH11	8:D:35:GLY:CA	2.04	0.70
20:A:850:CLA:C3B	6:B:589:TRP:CH2	2.74	0.70
21:A:854:LMU:H41	21:A:854:LMU:C9	2.22	0.70
6:B:732:LYS:HG2	6:B:733:PHE:O	1.91	0.70
17:N:45:ASN:ND2	17:N:54:LYS:CB	2.54	0.70
17:N:72:LYS:NZ	17:N:74:LYS:HE3	2.07	0.70
2:2:113:ILE:HG13	2:2:114:LEU:H	1.57	0.70
3:3:93:PHE:C	3:3:94:ARG:O	2.29	0.70
3:3:163:PHE:O	3:3:164:PHE:HB2	1.91	0.70
4:4:124:TYR:HB3	4:4:143:PHE:CE1	2.26	0.70
4:4:124:TYR:HB2	4:4:143:PHE:CD1	2.25	0.70
5:A:187:HIS:CE1	20:A:811:CLA:C1A	2.61	0.70
6:B:124:TRP:O	6:B:129:LEU:HB3	1.91	0.70
7:C:5:VAL:HG23	7:C:65:VAL:CG1	2.19	0.70
8:D:102:ARG:HE	8:D:110:GLN:CB	2.03	0.70
10:F:28:SER:O	10:F:29:LEU:C	2.29	0.70

Continued on next page...

Continued from previous page...

Atom-1	Atom-2	Interatomic distance (Å)	Clash overlap (Å)
12:H:58:ILE:HD11	16:L:97:MET:SD	2.31	0.70
14:J:31:ARG:HA	14:J:34:PRO:HA	1.72	0.70
17:N:41:LYS:CB	17:N:42:PHE:CA	2.68	0.70
21:1:217:LMU:H91	21:G:103:LMU:C4'	2.21	0.70
2:2:166:ASN:OD1	2:2:169:LEU:HD12	1.91	0.70
5:A:422:TYR:N	5:A:422:TYR:CD1	2.57	0.70
22:A:845:BCR:C31	22:A:845:BCR:C8	2.69	0.70
6:B:58:PHE:HB3	6:B:146:SER:HB3	1.72	0.70
6:B:396:ARG:HH11	20:B:830:CLA:HED2	1.57	0.70
6:B:596:TRP:CD1	6:B:623:TYR:HB2	2.26	0.70
20:B:838:CLA:C16	22:F:204:BCR:H313	2.20	0.70
7:C:7:ILE:CG2	7:C:65:VAL:HG21	2.21	0.70
9:E:45:TRP:HH2	9:E:78:SER:OG	1.73	0.70
21:G:101:LMU:H6D	21:G:101:LMU:C2	2.22	0.70
20:H:101:CLA:H61	20:H:101:CLA:HMA1	1.73	0.70
20:H:111:CLA:HMA2	20:H:111:CLA:O2A	1.91	0.70
4:4:106:TRP:CD1	20:4:301:CLA:O1D	2.44	0.70
5:A:331:LEU:HD23	5:A:331:LEU:C	2.12	0.70
5:A:685:VAL:HG12	5:A:741:GLY:HA2	1.74	0.70
20:A:824:CLA:H72	20:A:825:CLA:HED2	1.72	0.70
6:B:654:HIS:CE1	20:B:850:CLA:NB	2.60	0.70
20:B:839:CLA:HBA1	20:B:839:CLA:CHA	2.20	0.70
20:B:840:CLA:H11	20:L:203:CLA:HMC2	1.74	0.70
10:F:151:ASP:HA	10:F:154:PHE:HB3	1.73	0.70
21:2:313:LMU:O5'	21:2:313:LMU:C3	2.39	0.69
5:A:27:ILE:HG22	5:A:28:LYS:HD3	1.44	0.69
5:A:56:ASN:O	5:A:57:LEU:HB3	1.91	0.69
6:B:16:PRO:HG3	7:C:74:THR:HB	1.74	0.69
6:B:424:TRP:CZ2	20:F:201:CLA:HAC1	2.26	0.69
20:B:824:CLA:C1A	20:B:824:CLA:C4	2.60	0.69
10:F:90:PHE:HA	22:F:203:BCR:C39	2.22	0.69
10:F:93:ILE:O	10:F:96:TRP:CD1	2.41	0.69
11:G:28:ARG:CG	11:G:29:GLU:N	2.54	0.69
20:H:111:CLA:O1A	20:H:111:CLA:C4	2.39	0.69
5:A:131:ILE:HD13	6:B:447:GLY:HA3	1.71	0.69
5:A:705:GLU:HA	5:A:708:VAL:HB	1.75	0.69
6:B:292:ARG:HA	6:B:292:ARG:CZ	2.21	0.69
6:B:295:PHE:HD2	6:B:295:PHE:N	1.90	0.69
6:B:295:PHE:CD2	6:B:295:PHE:N	2.60	0.69
6:B:421:HIS:CE1	20:F:201:CLA:C4D	2.74	0.69
6:B:464:GLN:CD	6:B:469:LYS:HD3	2.13	0.69

Continued on next page...

Continued from previous page...

Atom-1	Atom-2	Interatomic distance (Å)	Clash overlap (Å)
21:F:202:LMU:H82	21:F:202:LMU:C2	2.21	0.69
13:I:7:LEU:CD1	22:I:103:BCR:H333	2.15	0.69
2:2:44:ASN:C	2:2:46:GLN:H	1.93	0.69
2:2:44:ASN:ND2	14:J:1:MET:HB2	2.08	0.69
20:2:317:CLA:H12	20:2:317:CLA:CAA	2.20	0.69
4:4:106:TRP:CD2	20:4:301:CLA:CED	2.72	0.69
4:4:147:LEU:CG	4:4:148:GLU:H	2.05	0.69
5:A:27:ILE:O	5:A:28:LYS:HD2	1.92	0.69
5:A:281:LEU:HA	5:A:297:THR:O	1.92	0.69
21:A:854:LMU:H2B	21:A:854:LMU:C6B	2.22	0.69
6:B:120:VAL:CA	6:B:123:TRP:CD1	2.71	0.69
11:G:28:ARG:HG2	11:G:29:GLU:H	1.55	0.69
14:J:11:ALA:HB1	14:J:12:PRO:CD	2.20	0.69
4:4:147:LEU:HD22	4:4:148:GLU:HG3	1.75	0.69
5:A:603:PHE:HZ	5:A:693:LEU:HD21	1.56	0.69
20:A:807:CLA:HMB3	20:A:808:CLA:HMB	1.73	0.69
20:A:824:CLA:H52	20:A:825:CLA:HED1	1.73	0.69
6:B:437:TYR:HB3	6:B:616:LEU:CD2	2.22	0.69
20:B:834:CLA:C1D	20:B:835:CLA:HBB2	2.21	0.69
20:B:838:CLA:HBC1	10:F:83:PHE:HZ	1.53	0.69
9:E:68:ARG:NE	9:E:68:ARG:O	2.24	0.69
21:K:107:LMU:H6D	21:K:107:LMU:C3	2.20	0.69
16:L:36:TYR:CE1	20:L:201:CLA:H93	2.27	0.69
2:2:164:ILE:O	2:2:167:GLY:HA3	1.92	0.69
2:2:205:PHE:CD1	2:2:205:PHE:C	2.66	0.69
4:4:89:THR:N	4:4:90:LEU:HD22	2.08	0.69
4:4:163:PHE:O	4:4:166:PHE:HB3	1.91	0.69
20:A:824:CLA:C5	20:A:825:CLA:HED1	2.22	0.69
6:B:224:PRO:HB3	6:B:227:THR:HB	1.74	0.69
6:B:672:GLN:HE21	6:B:672:GLN:CA	1.92	0.69
21:H:104:LMU:O2B	21:H:104:LMU:C4'	2.40	0.69
2:2:129:LYS:C	2:2:131:THR:H	1.96	0.69
5:A:259:TYR:CB	5:A:260:PRO:HD2	2.21	0.69
5:A:393:LEU:CD1	5:A:750:PHE:CE1	2.76	0.69
6:B:438:VAL:CG2	20:B:833:CLA:HAC1	2.22	0.69
6:B:531:THR:O	6:B:535:VAL:HG12	1.93	0.69
1:1:179:THR:HG23	4:4:87:SER:HB3	1.72	0.69
4:4:106:TRP:C	4:4:108:ASP:N	2.45	0.69
4:4:118:ASP:C	4:4:122:LYS:HA	2.12	0.69
5:A:472:ARG:HH22	16:L:74:LEU:HD21	1.58	0.69
20:A:824:CLA:HBC2	20:A:824:CLA:CHD	2.19	0.69

Continued on next page...

Continued from previous page...

Atom-1	Atom-2	Interatomic distance (Å)	Clash overlap (Å)
6:B:414:HIS:CD2	20:B:831:CLA:HMA3	2.27	0.69
20:B:827:CLA:C8	22:B:846:BCR:H14C	2.23	0.69
20:B:829:CLA:H43	22:B:844:BCR:HC7	1.75	0.69
12:H:25:GLY:HA3	12:H:27:ASP:N	2.08	0.69
20:L:210:CLA:HBC3	20:L:210:CLA:CHD	2.14	0.69
1:1:27:LEU:HD21	6:B:314:ARG:CG	2.22	0.69
2:2:129:LYS:O	2:2:132:GLY:CA	2.41	0.69
20:2:315:CLA:HAA1	20:2:315:CLA:C2	2.22	0.69
3:3:94:ARG:C	3:3:97:PHE:CE1	2.65	0.69
3:3:96:GLY:O	3:3:97:PHE:HB3	1.92	0.69
5:A:107:GLU:CD	5:A:161:GLU:HG3	2.13	0.69
5:A:205:HIS:CE1	20:A:813:CLA:HMC2	2.28	0.69
5:A:669:GLY:N	6:B:445:ALA:HA	2.07	0.69
20:A:850:CLA:H11	6:B:616:LEU:CG	2.22	0.69
21:A:853:LMU:H31	21:A:853:LMU:C1'	2.23	0.69
6:B:20:ARG:HB3	6:B:20:ARG:HH11	1.57	0.69
6:B:76:ALA:O	6:B:78:VAL:N	2.25	0.69
6:B:305:LEU:HD22	20:B:824:CLA:O1D	1.91	0.69
6:B:427:LEU:HD23	6:B:431:PHE:HZ	1.56	0.69
20:B:832:CLA:HBB2	22:F:203:BCR:H272	1.74	0.69
10:F:61:LEU:HD23	10:F:69:PRO:HB2	1.73	0.69
20:J:101:CLA:HMC1	20:J:101:CLA:HBC2	1.73	0.69
4:4:42:GLN:OE1	4:4:120:ILE:HA	1.92	0.69
4:4:118:ASP:O	4:4:122:LYS:HA	1.93	0.69
4:4:194:VAL:HG12	4:4:195:GLN:CB	2.23	0.69
5:A:304:LEU:HD22	20:A:816:CLA:HBB2	1.75	0.69
5:A:747:TRP:CD2	22:A:845:BCR:H401	2.28	0.69
6:B:167:TRP:HD1	11:G:41:MET:CE	2.06	0.69
6:B:666:SER:HB3	6:B:671:TRP:NE1	2.08	0.69
8:D:86:LEU:HD13	8:D:90:LEU:HG	1.75	0.69
11:G:28:ARG:HD2	11:G:33:LYS:HE2	1.75	0.69
11:G:45:GLU:O	11:G:46:ALA:C	2.29	0.69
21:K:107:LMU:H22	21:K:107:LMU:H71	1.73	0.69
20:2:303:CLA:C4C	20:2:303:CLA:H42	2.21	0.69
20:3:315:CLA:HHD	20:3:315:CLA:HBC2	1.75	0.69
5:A:21:LEU:N	5:A:21:LEU:CD1	2.30	0.69
5:A:41:SER:O	5:A:44:ILE:HA	1.92	0.69
5:A:103:PHE:CD2	5:A:103:PHE:N	2.60	0.69
5:A:353:SER:O	5:A:354:TRP:HB2	1.93	0.69
20:A:837:CLA:OBD	10:F:105:LEU:HD11	1.93	0.69
16:L:77:THR:HG21	16:L:82:ALA:HB1	1.75	0.69

Continued on next page...

Continued from previous page...

Atom-1	Atom-2	Interatomic distance (Å)	Clash overlap (Å)
18:R:30:UNK:O	18:R:32:UNK:N	2.26	0.69
4:4:128:ALA:HB1	4:4:141:LEU:CD2	2.23	0.68
5:A:126:ILE:HG12	20:A:809:CLA:HMA3	1.76	0.68
5:A:244:LEU:HB2	5:A:247:GLU:HB2	1.75	0.68
5:A:308:ILE:HG22	5:A:309:LEU:N	2.07	0.68
5:A:358:LEU:HD11	5:A:413:HIS:CG	2.28	0.68
20:A:818:CLA:H2A	20:A:818:CLA:O1D	1.92	0.68
6:B:493:TRP:CZ2	20:B:835:CLA:CBA	2.76	0.68
6:B:525:LEU:O	6:B:525:LEU:HD22	1.92	0.68
6:B:594:TRP:CD1	6:B:594:TRP:C	2.67	0.68
11:G:13:GLY:O	11:G:16:LEU:HG	1.93	0.68
2:2:137:TYR:CD1	2:2:138:PRO:HD2	2.28	0.68
21:2:321:LMU:H1B	21:2:321:LMU:O6'	1.93	0.68
6:B:278:LEU:HD12	20:B:817:CLA:CMA	2.23	0.68
6:B:304:ILE:HD11	20:B:820:CLA:HED3	1.73	0.68
3:3:52:LYS:C	3:3:56:TYR:CD2	2.65	0.68
3:3:92:TRP:O	3:3:97:PHE:HD1	1.75	0.68
5:A:581:CYS:CB	5:A:590:CYS:HA	2.16	0.68
5:A:737:HIS:HA	5:A:740:LEU:CD2	2.23	0.68
20:A:825:CLA:HMC1	20:A:825:CLA:CBC	2.23	0.68
20:A:831:CLA:HBC3	20:A:831:CLA:CMC	2.23	0.68
20:B:815:CLA:HMB3	22:B:845:BCR:H311	1.73	0.68
7:C:28:MET:HG2	7:C:38:GLN:HE21	1.58	0.68
8:D:69:ARG:O	8:D:70:GLU:HB2	1.94	0.68
1:1:24:PHE:CB	6:B:314:ARG:NH2	2.35	0.68
2:2:59:ALA:HB1	2:2:172:LEU:HD22	1.74	0.68
5:A:663:GLN:HB3	5:A:752:ALA:O	1.93	0.68
20:A:824:CLA:HHD	20:A:824:CLA:CBC	2.16	0.68
20:A:831:CLA:H43	16:L:64:LEU:HD23	1.73	0.68
20:A:849:CLA:HAA1	20:B:850:CLA:HBB2	1.75	0.68
6:B:347:LEU:CD2	6:B:351:HIS:CE1	2.77	0.68
6:B:468:GLY:O	6:B:470:THR:N	2.26	0.68
20:B:824:CLA:HAA2	20:B:824:CLA:HBD	1.75	0.68
7:C:6:LYS:HB3	7:C:63:LEU:HD21	1.75	0.68
10:F:80:TRP:HE3	20:F:207:CLA:HMC2	1.58	0.68
17:N:49:CYS:O	17:N:50:GLN:O	2.10	0.68
21:R:109:LMU:O6B	21:R:109:LMU:H1B	1.93	0.68
2:2:161:THR:HB	2:2:165:LYS:HD2	1.75	0.68
2:2:168:ARG:HG2	2:2:168:ARG:HH11	1.59	0.68
2:2:187:GLY:O	2:2:189:ILE:HG12	1.93	0.68
4:4:99:HIS:ND1	4:4:103:ILE:CD1	2.56	0.68

Continued on next page...

Continued from previous page...

Atom-1	Atom-2	Interatomic distance (Å)	Clash overlap (Å)
5:A:96:MET:CE	20:A:807:CLA:HBB2	2.23	0.68
5:A:438:HIS:CE1	5:A:442:ILE:HD11	2.29	0.68
5:A:555:ILE:HG22	6:B:670:TYR:HE2	1.56	0.68
20:A:807:CLA:C2B	22:J:102:BCR:H331	2.23	0.68
6:B:623:TYR:O	6:B:624:LEU:HB2	1.91	0.68
20:B:832:CLA:HBB2	22:F:203:BCR:C26	2.23	0.68
7:C:49:VAL:HG22	7:C:50:GLY:H	1.59	0.68
9:E:87:VAL:C	9:E:89:GLU:H	1.97	0.68
17:N:70:GLU:C	17:N:72:LYS:N	2.46	0.68
20:2:312:CLA:H8	20:2:312:CLA:C3	2.19	0.68
4:4:121:PHE:CD1	4:4:128:ALA:HB3	2.29	0.68
5:A:22:VAL:HB	5:A:24:ARG:CA	2.22	0.68
5:A:24:ARG:CZ	5:A:29:THR:HB	2.21	0.68
5:A:690:LEU:CD2	6:B:661:PHE:HE1	2.06	0.68
6:B:560:ASP:HB2	7:C:66:ARG:NE	2.08	0.68
11:G:30:ASN:O	11:G:33:LYS:NZ	2.26	0.68
12:H:49:LYS:O	12:H:51:GLY:N	2.26	0.68
20:H:101:CLA:CMA	20:H:101:CLA:H2	2.24	0.68
4:4:147:LEU:HD22	4:4:148:GLU:CG	2.24	0.68
20:A:839:CLA:H51	20:A:839:CLA:H102	1.76	0.68
6:B:212:PHE:HZ	20:B:815:CLA:HAC1	1.59	0.68
6:B:560:ASP:OD1	7:C:52:LYS:NZ	2.26	0.68
20:B:826:CLA:CBB	20:B:839:CLA:HBB	2.24	0.68
20:B:838:CLA:H161	22:F:204:BCR:C31	2.22	0.68
21:H:105:LMU:H12	21:H:105:LMU:O2'	1.94	0.68
16:L:48:ASN:HD22	16:L:115:ALA:HB2	1.58	0.68
20:R:107:CLA:HED3	20:R:107:CLA:C4D	2.23	0.68
3:3:63:ARG:CZ	3:3:185:LYS:HG2	2.24	0.68
4:4:47:ASN:HB3	4:4:161:LEU:HD23	1.76	0.68
4:4:163:PHE:O	4:4:167:ILE:N	2.26	0.68
6:B:269:TRP:HE3	6:B:270:LEU:H	1.40	0.68
6:B:278:LEU:HD12	20:B:817:CLA:HMA2	1.76	0.68
7:C:20:ALA:O	7:C:21:CYS:CB	2.39	0.68
8:D:31:GLY:HA2	16:L:13:PRO:HB3	1.74	0.68
12:H:53:LEU:HG	12:H:54:LEU:H	1.57	0.68
20:K:101:CLA:CED	20:K:102:CLA:CMB	2.67	0.68
16:L:13:PRO:O	16:L:14:LEU:HB2	1.94	0.68
17:N:47:THR:HB	17:N:52:LEU:O	1.93	0.68
21:R:103:LMU:H41	21:R:103:LMU:H6D	1.74	0.68
2:2:165:LYS:O	2:2:168:ARG:N	2.27	0.68
3:3:50:GLU:O	3:3:53:TRP:N	2.27	0.68

Continued on next page...

Continued from previous page...

Atom-1	Atom-2	Interatomic distance (Å)	Clash overlap (Å)
5:A:207:LEU:HA	5:A:211:LEU:HG	1.75	0.68
5:A:207:LEU:HD21	5:A:314:GLY:HA2	1.75	0.68
5:A:665:ILE:O	6:B:621:ARG:HD3	1.93	0.68
20:A:824:CLA:HED3	20:A:825:CLA:HMD1	1.74	0.68
6:B:598:HIS:HB3	6:B:602:TRP:CZ3	2.29	0.68
11:G:7:VAL:CG2	11:G:8:ILE:H	2.07	0.68
11:G:13:GLY:O	11:G:16:LEU:CB	2.42	0.68
11:G:23:PHE:CD2	11:G:24:PHE:HB2	2.29	0.68
15:K:38:LEU:CG	15:K:39:LYS:HD3	2.10	0.68
17:N:82:PHE:O	17:N:84:LYS:N	2.26	0.68
1:1:25:ASP:HB3	1:1:26:PRO:HD2	1.75	0.68
1:1:45:ILE:HA	1:1:48:ARG:HB2	1.76	0.68
22:2:318:BCR:H311	22:2:318:BCR:C8	2.23	0.68
20:3:311:CLA:H142	20:3:311:CLA:H101	1.75	0.68
5:A:21:LEU:C	5:A:22:VAL:O	2.30	0.68
5:A:85:GLN:O	5:A:89:ILE:HG13	1.93	0.68
20:A:804:CLA:O2D	20:A:804:CLA:H2A	1.93	0.68
20:A:807:CLA:CMB	22:J:102:BCR:HC7	2.23	0.68
6:B:533:ILE:HD11	6:B:575:ASP:O	1.93	0.68
6:B:661:PHE:CB	20:B:803:CLA:HMC1	2.23	0.68
6:B:732:LYS:C	6:B:733:PHE:O	2.29	0.68
7:C:5:VAL:HB	7:C:65:VAL:CG1	2.23	0.68
7:C:7:ILE:HG22	7:C:65:VAL:HG23	1.73	0.68
7:C:17:CYS:C	7:C:58:CYS:HB2	2.14	0.68
21:H:105:LMU:C1B	21:H:105:LMU:C3	2.71	0.68
16:L:163:LEU:HD12	16:L:165:TYR:CE1	2.28	0.68
17:N:57:LYS:CG	17:N:58:VAL:N	2.35	0.68
4:4:75:TRP:CG	20:4:310:CLA:HMD3	2.29	0.67
4:4:84:PHE:O	4:4:85:ALA:HB3	1.93	0.67
7:C:74:THR:OG1	7:C:80:ALA:HB3	1.93	0.67
15:K:27:ALA:HB3	15:K:28:PRO:CD	2.24	0.67
5:A:107:GLU:OE1	5:A:161:GLU:HG3	1.94	0.67
5:A:210:LEU:HD13	20:A:813:CLA:HMB2	1.74	0.67
6:B:212:PHE:CZ	20:B:815:CLA:HAC1	2.28	0.67
6:B:615:TYR:HD1	6:B:615:TYR:H	1.42	0.67
10:F:90:PHE:HA	22:F:203:BCR:H392	1.75	0.67
11:G:33:LYS:HA	11:G:33:LYS:NZ	2.09	0.67
16:L:13:PRO:HG2	16:L:18:PRO:HB3	1.75	0.67
20:R:107:CLA:HED3	20:R:107:CLA:C1A	2.24	0.67
2:2:98:GLU:CG	2:2:99:LEU:CD1	2.73	0.67
2:2:127:ASN:OD1	14:J:2:ARG:HA	1.94	0.67

Continued on next page...

Continued from previous page...

Atom-1	Atom-2	Interatomic distance (Å)	Clash overlap (Å)
20:2:315:CLA:CHD	20:2:315:CLA:HBC2	2.24	0.67
4:4:144:ALA:HB3	4:4:148:GLU:O	1.93	0.67
20:A:824:CLA:HED2	20:A:824:CLA:HAA1	1.74	0.67
6:B:546:LEU:HD11	6:B:567:THR:HG22	1.77	0.67
20:B:802:CLA:H93	20:B:803:CLA:C9	2.17	0.67
11:G:7:VAL:CG2	11:G:8:ILE:N	2.57	0.67
18:R:37:UNK:C	18:R:42:UNK:O	2.42	0.67
2:2:189:ILE:O	2:2:190:ASP:HB3	1.93	0.67
20:2:312:CLA:H3A	20:2:312:CLA:CGA	2.23	0.67
21:2:313:LMU:H72	21:2:313:LMU:O1'	1.94	0.67
4:4:70:ILE:HG13	4:4:71:ASN:H	1.60	0.67
5:A:713:LYS:HZ2	20:F:201:CLA:C4	2.08	0.67
20:A:838:CLA:NC	20:A:838:CLA:H43	2.09	0.67
6:B:432:HIS:CE1	20:B:832:CLA:NB	2.55	0.67
7:C:44:ARG:HH22	8:D:127:ARG:NE	1.92	0.67
7:C:70:TRP:O	7:C:72:GLU:HB2	1.94	0.67
21:E:101:LMU:H51	21:E:101:LMU:C1	2.23	0.67
13:I:23:SER:O	13:I:26:LEU:HD23	1.95	0.67
14:J:31:ARG:NH2	20:J:103:CLA:C4B	2.56	0.67
5:A:365:LEU:HD23	20:A:805:CLA:CED	2.22	0.67
5:A:387:THR:CG2	5:A:523:VAL:HG11	2.25	0.67
5:A:387:THR:HG23	5:A:523:VAL:HG11	1.75	0.67
5:A:615:HIS:CE1	20:A:834:CLA:HBC3	2.30	0.67
20:A:824:CLA:C6	20:A:825:CLA:HED1	2.25	0.67
24:A:856:SF4:S2	24:A:856:SF4:S3	2.92	0.67
6:B:454:LEU:HD11	10:F:69:PRO:O	1.93	0.67
6:B:492:ILE:H	6:B:492:ILE:CD1	2.05	0.67
6:B:661:PHE:HB3	20:B:803:CLA:HBC3	1.76	0.67
13:I:24:LEU:HD21	22:L:211:BCR:H271	1.75	0.67
21:K:107:LMU:H22	21:K:107:LMU:C7	2.25	0.67
17:N:33:TYR:O	17:N:34:THR:HG22	1.95	0.67
2:2:113:ILE:HG13	2:2:114:LEU:N	2.10	0.67
4:4:37:LEU:HA	4:4:39:TRP:CG	2.29	0.67
4:4:106:TRP:CZ3	20:4:303:CLA:HBC1	2.30	0.67
5:A:301:HIS:CD2	20:A:816:CLA:O1D	2.47	0.67
5:A:308:ILE:HD11	20:A:816:CLA:H91	1.75	0.67
5:A:396:PHE:CE2	5:A:616:PHE:CG	2.83	0.67
11:G:13:GLY:O	11:G:16:LEU:CG	2.43	0.67
2:2:61:GLY:O	2:2:65:PRO:HG2	1.95	0.67
3:3:97:PHE:HD2	3:3:97:PHE:O	1.70	0.67
3:3:107:TRP:CD1	3:3:108:ALA:CA	2.77	0.67

Continued on next page...

Continued from previous page...

Atom-1	Atom-2	Interatomic distance (Å)	Clash overlap (Å)
4:4:122:LYS:HE2	4:4:150:LYS:CD	2.21	0.67
5:A:98:PHE:HZ	20:A:807:CLA:HMD3	1.59	0.67
5:A:259:TYR:CE2	5:A:280:PHE:HA	2.30	0.67
5:A:308:ILE:O	5:A:312:ILE:N	2.24	0.67
6:B:160:LYS:HG3	6:B:161:TRP:H	1.59	0.67
6:B:648:TRP:CZ3	22:B:847:BCR:H392	2.29	0.67
8:D:102:ARG:NH1	8:D:104:PHE:CE1	2.63	0.67
21:K:106:LMU:O6'	21:K:106:LMU:H1B	1.94	0.67
1:1:183:ASP:OD2	1:1:184:PRO:HD3	1.94	0.67
2:2:103:GLY:CA	20:2:310:CLA:HBB2	2.24	0.67
3:3:173:GLU:CG	3:3:174:LYS:N	2.57	0.67
4:4:106:TRP:HE3	20:4:313:CLA:HMA1	1.59	0.67
4:4:122:LYS:CE	4:4:150:LYS:HD2	2.14	0.67
4:4:158:ARG:HA	4:4:161:LEU:HD12	1.77	0.67
20:4:318:CLA:CAB	21:4:321:LMU:O3B	2.42	0.67
21:4:319:LMU:H22	21:4:319:LMU:O2'	1.94	0.67
5:A:195:TRP:CZ2	20:A:810:CLA:CMA	2.76	0.67
5:A:370:ILE:HG23	5:A:403:GLY:CA	2.19	0.67
6:B:456:GLU:HG2	10:F:70:HIS:HB3	1.77	0.67
11:G:46:ALA:O	11:G:47:GLY:C	2.30	0.67
21:H:104:LMU:H3B	21:H:104:LMU:O3'	1.95	0.67
13:I:12:VAL:HG23	13:I:13:GLY:H	1.58	0.67
20:J:103:CLA:O1A	20:J:103:CLA:H152	1.95	0.67
20:2:307:CLA:CBB	20:2:307:CLA:C7	2.58	0.67
20:2:312:CLA:C4A	20:2:312:CLA:CBA	2.73	0.67
3:3:94:ARG:CB	3:3:97:PHE:CE1	2.61	0.67
5:A:95:GLY:H	20:A:807:CLA:HMC3	1.59	0.67
20:A:831:CLA:C4	16:L:64:LEU:CD2	2.71	0.67
20:A:838:CLA:H161	22:A:845:BCR:HC22	1.76	0.67
6:B:275:HIS:HD1	20:B:818:CLA:HMB1	1.59	0.67
7:C:12:ILE:HB	7:C:38:GLN:O	1.95	0.67
7:C:55:GLU:O	7:C:57:ALA:N	2.20	0.67
9:E:53:VAL:HG12	9:E:54:ALA:H	1.60	0.67
10:F:96:TRP:CZ3	10:F:134:PHE:HB2	2.28	0.67
16:L:58:LEU:HD21	16:L:153:TRP:CZ2	2.30	0.67
2:2:168:ARG:HH21	2:2:171:MET:CB	2.08	0.67
5:A:119:SER:HB2	5:A:136:VAL:HG21	1.76	0.67
5:A:204:ASN:O	5:A:205:HIS:CB	2.42	0.67
5:A:708:VAL:HA	5:A:711:HIS:HD2	1.59	0.67
20:A:830:CLA:C16	22:L:211:BCR:C36	2.72	0.67
21:A:848:LMU:H52	21:A:848:LMU:O1'	1.95	0.67

Continued on next page...

Continued from previous page...

Atom-1	Atom-2	Interatomic distance (Å)	Clash overlap (Å)
6:B:187:SER:O	6:B:189:ALA:N	2.28	0.67
6:B:374:HIS:HB2	20:B:828:CLA:C4B	2.23	0.67
20:B:808:CLA:HBA2	20:B:808:CLA:HBD	1.77	0.67
9:E:39:LEU:H	9:E:40:ARG:CZ	2.08	0.67
13:I:7:LEU:HD12	22:I:103:BCR:C33	2.17	0.67
14:J:4:PHE:O	14:J:5:LYS:HB2	1.93	0.67
16:L:30:SER:OG	16:L:32:LEU:HB2	1.94	0.67
20:L:210:CLA:CBC	20:L:210:CLA:CHD	2.73	0.67
17:N:62:SER:CB	17:N:66:ASP:CA	2.66	0.67
3:3:63:ARG:NH1	3:3:185:LYS:O	2.28	0.66
4:4:94:GLU:HB3	4:4:95:PHE:CD1	2.27	0.66
10:F:53:PHE:C	10:F:55:ASN:H	1.97	0.66
15:K:7:THR:HA	15:K:10:ILE:HB	1.78	0.66
16:L:8:TYR:HE1	16:L:11:ILE:HG23	1.59	0.66
17:N:46:PHE:O	17:N:47:THR:HG23	1.95	0.66
21:3:320:LMU:C4	21:3:320:LMU:O1'	2.43	0.66
20:4:304:CLA:O2A	20:4:304:CLA:H2A	1.94	0.66
20:4:310:CLA:HED2	20:4:310:CLA:CHA	2.24	0.66
20:A:806:CLA:HED2	20:A:806:CLA:H12	1.77	0.66
6:B:194:LEU:O	6:B:199:ILE:HG13	1.96	0.66
6:B:266:GLN:O	6:B:267:SER:CB	2.41	0.66
20:B:808:CLA:OBD	20:B:808:CLA:C12	2.43	0.66
11:G:43:HIS:O	11:G:43:HIS:ND1	2.28	0.66
20:L:210:CLA:HAA1	20:L:210:CLA:O1D	1.96	0.66
17:N:50:GLN:HA	17:N:51:ASP:O	1.96	0.66
2:2:205:PHE:HD1	2:2:206:ALA:H	1.42	0.66
3:3:47:GLY:O	3:3:49:ILE:N	2.27	0.66
3:3:94:ARG:CZ	3:3:98:ILE:CG2	2.73	0.66
3:3:106:TYR:CG	3:3:107:TRP:CD1	2.84	0.66
4:4:95:PHE:CE2	20:4:314:CLA:C1C	2.78	0.66
4:4:122:LYS:HB2	4:4:143:PHE:CG	2.27	0.66
5:A:443:ILE:HD11	5:A:557:LEU:HG	1.77	0.66
5:A:451:ILE:CD1	20:A:830:CLA:HED1	2.25	0.66
5:A:713:LYS:NZ	20:F:201:CLA:H41	2.10	0.66
20:A:808:CLA:H111	22:J:102:BCR:C11	2.25	0.66
6:B:350:GLN:OE1	20:B:837:CLA:HBB2	1.95	0.66
16:L:66:GLY:N	16:L:67:PRO:HD2	2.10	0.66
16:L:118:LEU:CD1	16:L:119:THR:H	2.07	0.66
16:L:163:LEU:CD1	16:L:165:TYR:CE1	2.78	0.66
5:A:398:HIS:CD2	20:A:826:CLA:ND	2.64	0.66
5:A:527:VAL:CG1	5:A:528:ALA:H	2.08	0.66

Continued on next page...

Continued from previous page...

Atom-1	Atom-2	Interatomic distance (Å)	Clash overlap (Å)
5:A:700:TRP:CZ3	20:A:851:CLA:O1D	2.48	0.66
20:A:826:CLA:C10	22:A:845:BCR:H372	2.25	0.66
6:B:167:TRP:CD1	11:G:41:MET:CE	2.78	0.66
6:B:596:TRP:NE1	6:B:623:TYR:HB2	2.10	0.66
6:B:707:LEU:O	6:B:710:LEU:HB3	1.94	0.66
11:G:21:PHE:CD1	22:G:104:BCR:H343	2.30	0.66
15:K:79:LYS:HE3	15:K:84:LEU:C	2.13	0.66
20:K:101:CLA:HED2	20:K:102:CLA:CMB	2.26	0.66
18:R:38:UNK:C	18:R:39:UNK:O	2.42	0.66
4:4:75:TRP:CD1	20:4:310:CLA:CHD	2.78	0.66
20:4:301:CLA:HHD	20:4:301:CLA:CBC	2.21	0.66
5:A:210:LEU:HD13	20:A:813:CLA:HNB	1.77	0.66
5:A:604:TRP:HE1	20:B:803:CLA:C1D	2.07	0.66
6:B:300:SER:HB3	11:G:52:LYS:CB	2.26	0.66
9:E:88:GLU:O	9:E:90:VAL:N	2.28	0.66
22:F:204:BCR:H403	22:F:204:BCR:C27	2.20	0.66
16:L:43:TYR:O	16:L:44:ARG:HB2	1.94	0.66
16:L:95:LEU:HD22	20:L:203:CLA:H141	1.76	0.66
16:L:126:GLN:N	16:L:127:PRO:HD2	2.11	0.66
2:2:98:GLU:HG3	2:2:99:LEU:CD1	2.25	0.66
4:4:35:GLU:HB3	4:4:36:ASN:CB	2.24	0.66
5:A:401:TRP:O	5:A:405:PHE:HB2	1.95	0.66
5:A:621:GLN:HG2	5:A:637:ILE:HD12	1.77	0.66
20:A:819:CLA:HMD1	20:A:820:CLA:HHD	1.77	0.66
6:B:331:HIS:CE1	6:B:392:ILE:HG21	2.30	0.66
6:B:689:ASN:OD1	6:B:689:ASN:N	2.29	0.66
6:B:729:THR:O	6:B:729:THR:HG22	1.96	0.66
17:N:63:ASP:CA	17:N:64:ASP:C	2.63	0.66
4:4:172:VAL:O	4:4:173:THR:HG22	1.95	0.66
5:A:631:GLN:HG3	5:A:631:GLN:O	1.96	0.66
5:A:744:ALA:HB2	22:A:845:BCR:H391	0.79	0.66
24:A:856:SF4:S3	6:B:560:ASP:O	2.53	0.66
6:B:424:TRP:HZ3	20:B:839:CLA:HBC3	1.61	0.66
9:E:39:LEU:C	9:E:40:ARG:HD3	2.15	0.66
11:G:13:GLY:CA	11:G:16:LEU:HG	2.25	0.66
21:H:105:LMU:H31	21:H:105:LMU:H1B	1.77	0.66
17:N:63:ASP:H	17:N:64:ASP:CA	2.08	0.66
20:3:307:CLA:HAC1	20:K:104:CLA:C7	2.25	0.66
21:3:320:LMU:O2'	21:3:320:LMU:H11	1.95	0.66
4:4:144:ALA:C	4:4:145:PRO:O	2.29	0.66
5:A:25:ASP:OD2	5:A:26:PRO:N	2.29	0.66

Continued on next page...

Continued from previous page...

Atom-1	Atom-2	Interatomic distance (Å)	Clash overlap (Å)
5:A:133:ASN:ND2	5:A:142:GLY:HA2	2.11	0.66
20:B:808:CLA:H151	20:B:814:CLA:OBD	1.96	0.66
20:B:808:CLA:H43	22:B:844:BCR:H331	1.78	0.66
20:B:835:CLA:CBB	22:B:846:BCR:H281	2.26	0.66
10:F:94:ALA:HA	10:F:97:ILE:HG12	1.76	0.66
21:H:105:LMU:H31	21:H:105:LMU:H2B	1.77	0.66
16:L:27:VAL:HB	20:L:201:CLA:OBD	1.96	0.66
17:N:83:TRP:O	17:N:83:TRP:HE3	1.77	0.66
21:1:217:LMU:H51	21:G:103:LMU:C1	2.25	0.66
20:2:305:CLA:C2	20:2:307:CLA:HMD3	2.21	0.66
5:A:24:ARG:NH1	5:A:28:LYS:O	2.29	0.66
5:A:201:SER:O	5:A:204:ASN:HB2	1.95	0.66
5:A:443:ILE:HG21	5:A:558:LYS:HB2	1.77	0.66
5:A:747:TRP:CE3	22:A:845:BCR:H401	2.31	0.66
20:A:820:CLA:CAD	20:A:821:CLA:HMA1	2.26	0.66
6:B:375:HIS:HE1	20:B:829:CLA:NC	1.94	0.66
9:E:44:TYR:CG	9:E:73:ASN:HB2	2.31	0.66
4:4:75:TRP:HD1	20:4:310:CLA:CHD	2.09	0.66
5:A:78:VAL:O	5:A:82:HIS:HB2	1.96	0.66
5:A:96:MET:HE2	20:A:807:CLA:HBB2	1.78	0.66
5:A:103:PHE:HE1	20:A:807:CLA:O1D	1.79	0.66
5:A:239:PRO:HA	5:A:242:ILE:HD13	1.76	0.66
5:A:375:HIS:CE1	20:A:825:CLA:NC	2.64	0.66
20:A:809:CLA:HBB2	20:B:833:CLA:CMD	2.25	0.66
21:A:854:LMU:H2B	21:A:854:LMU:H6'2	1.78	0.66
6:B:292:ARG:O	6:B:293:THR:OG1	2.14	0.66
23:B:843:PQN:H2M1	23:B:843:PQN:H142	1.77	0.66
12:H:44:ALA:HB2	16:L:145:PHE:CE1	2.30	0.66
13:I:12:VAL:HG21	20:I:102:CLA:O1A	1.96	0.66
17:N:59:PRO:HA	17:N:66:ASP:OD1	1.96	0.66
3:3:52:LYS:O	3:3:56:TYR:CG	2.49	0.65
4:4:154:ILE:CG1	4:4:155:ALA:H	2.08	0.65
4:4:160:MET:CE	20:4:306:CLA:CAB	2.72	0.65
5:A:22:VAL:C	5:A:23:ASP:O	2.29	0.65
5:A:399:HIS:O	5:A:400:MET:HB2	1.94	0.65
5:A:545:HIS:ND1	20:A:834:CLA:HBB2	2.10	0.65
20:A:807:CLA:HAA2	20:A:809:CLA:CED	2.25	0.65
20:A:850:CLA:C1	6:B:616:LEU:HG	2.25	0.65
6:B:38:THR:OG1	6:B:41:ARG:HB2	1.95	0.65
6:B:353:TYR:CD2	6:B:594:TRP:CZ3	2.83	0.65
9:E:44:TYR:CD1	9:E:73:ASN:HB2	2.31	0.65

Continued on next page...

Continued from previous page...

Atom-1	Atom-2	Interatomic distance (Å)	Clash overlap (Å)
17:N:11:LYS:HG2	17:N:12:THR:H	1.61	0.65
17:N:68:GLU:O	17:N:69:CYS:HB2	1.96	0.65
3:3:92:TRP:O	3:3:95:THR:N	2.29	0.65
3:3:163:PHE:HD1	3:3:163:PHE:C	1.99	0.65
4:4:73:PRO:O	4:4:74:LYS:CB	2.44	0.65
4:4:75:TRP:CZ3	4:4:76:TYR:HB3	2.30	0.65
4:4:91:PHE:C	4:4:91:PHE:HD2	1.99	0.65
4:4:99:HIS:HE1	4:4:103:ILE:HD12	1.59	0.65
4:4:121:PHE:HZ	4:4:125:SER:O	1.79	0.65
4:4:149:ALA:HB3	4:4:151:GLU:CD	2.17	0.65
6:B:267:SER:HA	6:B:356:PRO:O	1.96	0.65
20:B:806:CLA:CBC	22:F:203:BCR:H332	2.26	0.65
7:C:1:MET:CE	8:D:154:TYR:OH	2.43	0.65
7:C:2:SER:O	7:C:69:LEU:HB2	1.96	0.65
8:D:49:THR:HG22	8:D:99:GLN:HB3	1.78	0.65
10:F:116:GLN:C	10:F:118:GLU:H	2.00	0.65
11:G:28:ARG:HA	20:G:105:CLA:HMA3	1.77	0.65
20:L:201:CLA:H52	20:L:204:CLA:CHB	2.25	0.65
20:2:303:CLA:CHD	20:2:303:CLA:H41	2.25	0.65
21:2:321:LMU:O2'	21:2:321:LMU:H11	1.91	0.65
5:A:217:SER:OG	22:A:843:BCR:C16	2.44	0.65
5:A:328:LYS:HE2	5:A:332:GLU:CG	2.26	0.65
6:B:91:ILE:HD12	6:B:104:PHE:CE2	2.31	0.65
6:B:661:PHE:CB	20:B:803:CLA:CMC	2.74	0.65
8:D:31:GLY:HA3	16:L:23:LEU:HD21	1.77	0.65
20:J:103:CLA:CHA	20:J:103:CLA:HED3	2.26	0.65
17:N:57:LYS:O	17:N:60:PHE:CD1	2.49	0.65
21:R:109:LMU:O6'	21:R:109:LMU:H1'	1.96	0.65
1:1:179:THR:CG2	4:4:87:SER:CB	2.71	0.65
20:1:204:CLA:CED	20:1:204:CLA:C2A	2.73	0.65
21:1:217:LMU:H91	21:G:103:LMU:H4'	1.78	0.65
2:2:171:MET:SD	2:2:172:LEU:HG	2.36	0.65
3:3:107:TRP:CD1	3:3:108:ALA:HA	2.32	0.65
4:4:106:TRP:CG	20:4:301:CLA:CED	2.68	0.65
5:A:259:TYR:CD2	5:A:280:PHE:HA	2.32	0.65
5:A:401:TRP:HB3	20:A:826:CLA:HMC3	1.77	0.65
5:A:599:PHE:CD2	5:A:735:VAL:HG21	2.31	0.65
20:A:826:CLA:C17	22:J:102:BCR:H15C	2.24	0.65
6:B:686:PRO:HG2	20:L:201:CLA:H12	1.77	0.65
9:E:83:ALA:O	9:E:86:GLU:CG	2.44	0.65
21:E:101:LMU:H72	21:E:101:LMU:C3	2.11	0.65

Continued on next page...

Continued from previous page...

Atom-1	Atom-2	Interatomic distance (Å)	Clash overlap (Å)
11:G:42:SER:OG	11:G:46:ALA:N	2.30	0.65
11:G:43:HIS:O	11:G:45:GLU:N	2.29	0.65
21:K:106:LMU:H6'2	21:K:107:LMU:H21	1.79	0.65
16:L:163:LEU:CD1	16:L:165:TYR:CD1	2.79	0.65
20:4:310:CLA:H2A	20:4:310:CLA:HED3	1.79	0.65
5:A:203:LEU:H	5:A:203:LEU:HD12	1.60	0.65
5:A:452:PHE:CE1	20:A:835:CLA:CBB	2.67	0.65
5:A:628:ILE:HG13	5:A:632:GLY:HA2	1.77	0.65
20:A:830:CLA:O1A	20:L:203:CLA:H11	1.96	0.65
6:B:65:LEU:HD22	6:B:124:TRP:CE3	2.31	0.65
6:B:415:LYS:HE3	6:B:539:LEU:O	1.96	0.65
6:B:489:GLY:O	6:B:490:ARG:HG2	1.95	0.65
7:C:74:THR:C	7:C:76:SER:N	2.47	0.65
10:F:2:ILE:HG22	10:F:3:ALA:N	2.11	0.65
20:J:103:CLA:HED3	20:J:103:CLA:C1A	2.27	0.65
16:L:36:TYR:OH	20:L:209:CLA:HBA2	1.97	0.65
17:N:63:ASP:H	17:N:65:LEU:N	1.93	0.65
18:R:34:UNK:C	18:R:36:UNK:O	2.45	0.65
5:A:80:SER:O	5:A:83:PHE:HB2	1.96	0.65
5:A:81:ALA:HB2	20:A:804:CLA:HMA2	1.74	0.65
5:A:737:HIS:HA	5:A:740:LEU:HD23	1.78	0.65
6:B:81:PRO:HG2	6:B:360:PHE:CD1	2.32	0.65
6:B:275:HIS:ND1	20:B:818:CLA:HMB1	2.12	0.65
20:B:838:CLA:H61	22:F:204:BCR:H323	1.79	0.65
7:C:55:GLU:C	7:C:57:ALA:H	2.00	0.65
8:D:102:ARG:NH1	8:D:104:PHE:CD1	2.64	0.65
10:F:15:ALA:O	10:F:18:GLU:HB2	1.97	0.65
18:R:49:UNK:O	18:R:51:UNK:N	2.30	0.65
21:2:313:LMU:C1	21:2:313:LMU:C6	2.75	0.65
3:3:94:ARG:NH1	3:3:97:PHE:CZ	2.63	0.65
3:3:198:PHE:HA	3:3:201:ALA:CB	2.18	0.65
20:3:311:CLA:HMC1	20:3:311:CLA:CBC	2.26	0.65
5:A:370:ILE:HD12	20:A:824:CLA:O1D	1.96	0.65
5:A:393:LEU:HG	5:A:394:SER:H	1.62	0.65
5:A:432:LEU:HA	5:A:435:VAL:HG13	1.79	0.65
5:A:709:TRP:CH2	6:B:417:ALA:HB2	2.31	0.65
6:B:293:THR:C	6:B:294:ASN:ND2	2.50	0.65
6:B:602:TRP:O	6:B:604:GLY:N	2.24	0.65
20:B:823:CLA:O1A	11:G:54:TYR:OH	2.13	0.65
17:N:80:ASN:OD1	17:N:82:PHE:HA	1.96	0.65
5:A:29:THR:HG23	5:A:29:THR:O	1.95	0.65

Continued on next page...

Continued from previous page...

Atom-1	Atom-2	Interatomic distance (Å)	Clash overlap (Å)
20:A:830:CLA:H161	22:L:211:BCR:H362	1.78	0.65
21:A:846:LMU:O6'	21:A:848:LMU:O3B	2.10	0.65
6:B:167:TRP:HD1	11:G:41:MET:HE3	1.60	0.65
15:K:44:GLU:CD	15:K:45:SER:O	2.35	0.65
17:N:32:ALA:HB1	17:N:35:VAL:CG2	2.21	0.65
20:2:303:CLA:H43	20:2:303:CLA:CHD	2.23	0.65
5:A:747:TRP:CD2	22:A:845:BCR:C40	2.80	0.65
22:A:845:BCR:HC31	22:F:203:BCR:H17C	1.78	0.65
6:B:697:PRO:CB	20:B:840:CLA:HBC3	2.27	0.65
20:B:821:CLA:NB	20:B:821:CLA:H2	2.12	0.65
12:H:32:TYR:OH	16:L:44:ARG:NE	2.25	0.65
17:N:60:PHE:CA	17:N:61:LEU:O	2.44	0.65
17:N:70:GLU:HB3	17:N:72:LYS:N	2.12	0.65
20:1:211:CLA:HAA2	20:1:211:CLA:CGD	2.26	0.65
4:4:37:LEU:O	4:4:39:TRP:CB	2.42	0.65
5:A:129:GLN:O	5:A:130:GLU:HB2	1.94	0.65
5:A:691:MET:HB2	20:A:851:CLA:C1C	2.27	0.65
5:A:693:LEU:HD21	5:A:735:VAL:H	1.62	0.65
20:A:837:CLA:H43	10:F:121:ILE:HG21	1.79	0.65
20:A:850:CLA:HMB3	20:B:850:CLA:C18	2.26	0.65
6:B:454:LEU:CD1	10:F:69:PRO:O	2.45	0.65
6:B:661:PHE:HB2	20:B:803:CLA:HMC1	1.74	0.65
21:B:804:LMU:C6	21:B:804:LMU:H101	2.26	0.65
22:B:846:BCR:H382	22:B:846:BCR:C23	2.24	0.65
10:F:2:ILE:HG22	10:F:3:ALA:H	1.62	0.65
12:H:53:LEU:CG	12:H:54:LEU:H	2.09	0.65
20:K:102:CLA:HBC1	21:K:105:LMU:C3B	2.27	0.65
16:L:64:LEU:HD21	20:L:203:CLA:H201	1.77	0.65
5:A:355:HIS:ND1	5:A:416:ILE:CG2	2.60	0.64
20:A:816:CLA:HBA2	20:A:816:CLA:C2	2.25	0.64
20:A:832:CLA:OBD	20:A:833:CLA:HAC1	1.97	0.64
20:B:826:CLA:CBC	20:B:826:CLA:CHD	2.73	0.64
20:B:834:CLA:CGA	20:B:835:CLA:HMB3	2.26	0.64
20:B:838:CLA:HMA1	20:B:839:CLA:HED1	1.78	0.64
8:D:78:ALA:CB	8:D:82:GLN:HE22	2.02	0.64
18:R:34:UNK:N	18:R:36:UNK:C	2.57	0.64
5:A:221:HIS:CE1	20:A:814:CLA:C4A	2.81	0.64
5:A:426:THR:HA	5:A:428:TYR:CE2	2.32	0.64
20:A:831:CLA:H41	16:L:64:LEU:CD2	2.25	0.64
6:B:273:VAL:O	6:B:277:HIS:HD2	1.80	0.64
12:H:25:GLY:HA3	12:H:27:ASP:OD2	1.97	0.64

Continued on next page...

Continued from previous page...

Atom-1	Atom-2	Interatomic distance (Å)	Clash overlap (Å)
16:L:99:LEU:CD1	22:L:211:BCR:HC7	2.27	0.64
16:L:164:PRO:HB3	16:L:165:TYR:CD1	2.15	0.64
3:3:94:ARG:NH1	3:3:97:PHE:CG	2.65	0.64
4:4:40:PHE:O	4:4:43:ALA:HB3	1.98	0.64
4:4:75:TRP:CD1	20:4:310:CLA:HMD3	2.32	0.64
20:4:310:CLA:CHA	20:4:310:CLA:CED	2.75	0.64
5:A:396:PHE:HE2	5:A:616:PHE:CB	2.10	0.64
6:B:16:PRO:CG	7:C:74:THR:HB	2.28	0.64
6:B:154:TRP:HD1	6:B:158:GLN:HG2	1.61	0.64
6:B:398:TYR:HD1	6:B:542:ARG:NH2	1.94	0.64
12:H:19:GLY:O	12:H:20:GLN:HB2	1.98	0.64
20:J:103:CLA:O1A	20:J:103:CLA:C15	2.45	0.64
16:L:10:VAL:HG22	16:L:10:VAL:O	1.97	0.64
16:L:115:ALA:N	16:L:116:PRO:HD2	2.12	0.64
17:N:63:ASP:N	17:N:65:LEU:N	2.46	0.64
5:A:54:ILE:O	5:A:58:HIS:CD2	2.50	0.64
5:A:90:PHE:CE1	20:A:805:CLA:H91	2.32	0.64
5:A:98:PHE:O	5:A:99:HIS:HB2	1.96	0.64
5:A:207:LEU:HB2	20:A:819:CLA:HBB2	1.79	0.64
5:A:553:VAL:H	5:A:556:LEU:HD12	1.62	0.64
20:B:817:CLA:HBA2	20:B:817:CLA:HED2	1.79	0.64
19:V:1:GLC:O2	19:V:2:FRU:H11	1.97	0.64
5:A:373:ALA:HB1	5:A:396:PHE:CD1	2.31	0.64
5:A:479:ASP:HA	5:A:536:THR:HG23	1.80	0.64
22:A:845:BCR:H322	22:J:102:BCR:H391	1.79	0.64
6:B:127:ILE:CD1	6:B:198:ALA:HB2	2.26	0.64
6:B:190:TRP:HE3	20:B:815:CLA:HBB2	1.61	0.64
6:B:521:HIS:CE1	20:B:838:CLA:NA	2.63	0.64
20:B:810:CLA:CMC	22:B:847:BCR:H281	2.25	0.64
8:D:102:ARG:NE	8:D:110:GLN:HB2	2.10	0.64
9:E:39:LEU:O	9:E:40:ARG:HD3	1.97	0.64
10:F:26:GLN:OE1	10:F:26:GLN:CA	2.39	0.64
11:G:13:GLY:O	11:G:16:LEU:HB2	1.96	0.64
2:2:44:ASN:ND2	14:J:1:MET:SD	2.71	0.64
2:2:95:PHE:HA	2:2:98:GLU:HG2	1.80	0.64
5:A:269:PHE:CD1	15:K:14:THR:HG21	2.32	0.64
5:A:547:PHE:HE2	20:B:803:CLA:O1A	1.81	0.64
20:A:814:CLA:HHC	22:A:843:BCR:C17	2.13	0.64
22:A:844:BCR:H23C	22:A:844:BCR:C38	2.25	0.64
20:B:816:CLA:O2D	20:B:816:CLA:OBD	2.12	0.64
12:H:25:GLY:C	12:H:27:ASP:N	2.49	0.64

Continued on next page...

Continued from previous page...

Atom-1	Atom-2	Interatomic distance (Å)	Clash overlap (Å)
17:N:72:LYS:HZ3	17:N:74:LYS:HE3	1.61	0.64
20:1:201:CLA:HBC3	20:1:201:CLA:CMC	2.25	0.64
21:2:321:LMU:H6E	21:2:321:LMU:O2B	1.97	0.64
5:A:466:THR:O	5:A:470:LEU:HG	1.97	0.64
6:B:160:LYS:HE3	6:B:161:TRP:CD2	2.33	0.64
20:B:838:CLA:C16	22:F:204:BCR:C31	2.76	0.64
7:C:5:VAL:HB	7:C:65:VAL:CA	2.27	0.64
12:H:14:ILE:HG13	12:H:17:THR:OG1	1.97	0.64
13:I:10:PRO:HA	13:I:14:LEU:HB2	1.79	0.64
4:4:38:ARG:HG3	4:4:39:TRP:H	1.63	0.64
5:A:298:ASP:OD2	5:A:298:ASP:N	2.31	0.64
5:A:618:TRP:CZ2	5:A:655:ASP:HB2	2.32	0.64
5:A:729:GLN:HE21	20:A:838:CLA:HMD1	1.62	0.64
20:A:803:CLA:HMB1	20:A:811:CLA:H18	1.80	0.64
20:A:826:CLA:H43	20:A:826:CLA:CBA	2.27	0.64
6:B:5:ILE:CB	6:B:6:PRO:HD2	2.23	0.64
6:B:422:LEU:CD1	6:B:535:VAL:HG11	2.22	0.64
6:B:693:TRP:CD1	20:B:840:CLA:C2D	2.80	0.64
22:B:801:BCR:H333	20:L:209:CLA:C1C	2.28	0.64
22:B:846:BCR:H321	22:B:846:BCR:HC8	1.80	0.64
10:F:23:LYS:HB2	10:F:24:LYS:NZ	2.13	0.64
10:F:83:PHE:O	10:F:87:GLY:CA	2.45	0.64
10:F:147:GLY:HA2	10:F:150:VAL:HB	1.80	0.64
16:L:64:LEU:HD22	16:L:91:LEU:HD22	1.80	0.64
20:L:202:CLA:O1A	20:L:202:CLA:C2	2.45	0.64
18:R:34:UNK:N	18:R:36:UNK:O	2.30	0.64
1:1:44:LEU:HD22	1:1:154:ALA:HB3	1.79	0.64
2:2:196:HIS:HE1	19:O:1:GLC:O3	1.74	0.64
5:A:103:PHE:N	5:A:103:PHE:HD2	1.95	0.64
5:A:316:MET:CG	5:A:317:TYR:HD1	1.99	0.64
20:A:826:CLA:H172	22:J:102:BCR:H17C	1.79	0.64
20:A:839:CLA:HAA2	20:A:839:CLA:CGD	2.28	0.64
6:B:127:ILE:HG12	6:B:193:HIS:HE1	1.63	0.64
6:B:409:ALA:C	6:B:411:MET:H	2.01	0.64
20:B:834:CLA:HMB3	20:B:837:CLA:HED3	1.80	0.64
1:1:184:PRO:CA	1:1:185:TRP:CD1	2.81	0.64
2:2:44:ASN:C	2:2:46:GLN:N	2.51	0.64
2:2:79:TRP:CD1	2:2:81:THR:HG21	2.32	0.64
20:2:305:CLA:H2	20:2:307:CLA:CMD	2.23	0.64
4:4:122:LYS:CD	4:4:150:LYS:HD2	2.14	0.64
8:D:126:GLY:C	8:D:127:ARG:HG2	2.17	0.64

Continued on next page...

Continued from previous page...

Atom-1	Atom-2	Interatomic distance (Å)	Clash overlap (Å)
20:H:112:CLA:C3C	22:I:103:BCR:HC21	2.27	0.64
16:L:66:GLY:HA3	20:L:210:CLA:HHC	1.78	0.64
17:N:61:LEU:CD1	17:N:63:ASP:HB2	2.28	0.64
4:4:70:ILE:C	4:4:72:VAL:H	2.00	0.63
4:4:75:TRP:CD1	20:4:310:CLA:C1D	2.80	0.63
4:4:95:PHE:CD2	20:4:314:CLA:C2C	2.79	0.63
5:A:328:LYS:O	5:A:330:ILE:N	2.31	0.63
5:A:361:ASN:HD22	5:A:362:LEU:N	1.96	0.63
20:A:828:CLA:H152	20:A:828:CLA:H101	1.80	0.63
6:B:341:LEU:O	6:B:345:THR:OG1	2.10	0.63
20:B:807:CLA:HBC3	20:B:830:CLA:H51	1.80	0.63
7:C:52:LYS:CG	7:C:52:LYS:O	2.46	0.63
9:E:86:GLU:CG	9:E:87:VAL:N	2.42	0.63
11:G:16:LEU:HA	11:G:68:ILE:HG13	1.79	0.63
21:K:107:LMU:H32	21:K:107:LMU:C5'	2.28	0.63
16:L:32:LEU:HD13	20:L:204:CLA:HED1	1.78	0.63
16:L:64:LEU:HD21	20:L:203:CLA:C20	2.27	0.63
3:3:106:TYR:HB3	3:3:107:TRP:CD1	2.32	0.63
3:3:163:PHE:C	3:3:163:PHE:CD1	2.72	0.63
4:4:121:PHE:O	4:4:143:PHE:HD2	1.81	0.63
4:4:171:ASN:C	4:4:173:THR:H	2.01	0.63
5:A:123:VAL:O	5:A:124:TRP:HB2	1.98	0.63
5:A:374:GLN:O	5:A:377:TYR:HD2	1.81	0.63
5:A:485:GLN:O	5:A:487:VAL:N	2.31	0.63
5:A:606:TYR:O	5:A:610:SER:CB	2.46	0.63
20:A:822:CLA:CAB	22:A:844:BCR:H351	2.28	0.63
20:A:830:CLA:C16	22:L:211:BCR:H362	2.28	0.63
6:B:304:ILE:HG22	20:B:823:CLA:CGD	2.28	0.63
20:B:803:CLA:HMB3	20:B:841:CLA:HMC3	1.80	0.63
2:2:97:VAL:HA	2:2:100:VAL:HG13	1.79	0.63
20:2:312:CLA:HBC3	20:2:312:CLA:CHD	2.28	0.63
4:4:170:HIS:C	4:4:171:ASN:O	2.37	0.63
5:A:346:LEU:HD11	20:A:822:CLA:CHD	2.29	0.63
6:B:456:GLU:OE1	10:F:70:HIS:ND1	2.30	0.63
7:C:62:PHE:HE2	9:E:42:GLU:OE1	1.78	0.63
20:1:204:CLA:HMC3	20:1:210:CLA:CAC	2.28	0.63
2:2:56:MET:SD	2:2:169:LEU:HA	2.38	0.63
4:4:75:TRP:CD1	20:4:310:CLA:C2D	2.82	0.63
4:4:192:THR:C	4:4:193:ILE:O	2.34	0.63
5:A:582:ASP:HB3	5:A:589:THR:HG22	1.80	0.63
6:B:269:TRP:CB	6:B:497:TRP:HH2	2.03	0.63

Continued on next page...

Continued from previous page...

Atom-1	Atom-2	Interatomic distance (Å)	Clash overlap (Å)
6:B:426:SER:O	6:B:430:GLY:N	2.31	0.63
8:D:31:GLY:HA2	16:L:13:PRO:CB	2.28	0.63
20:2:307:CLA:H2A	20:2:307:CLA:O1D	1.99	0.63
3:3:50:GLU:N	3:3:51:PRO:HD3	2.13	0.63
3:3:97:PHE:O	3:3:98:ILE:HG22	1.97	0.63
5:A:257:GLN:O	5:A:258:LEU:HB2	1.98	0.63
5:A:680:LEU:CD2	6:B:617:MET:HB2	2.29	0.63
20:A:819:CLA:HAA2	20:A:823:CLA:HBB2	1.78	0.63
6:B:510:LEU:HD22	6:B:510:LEU:H	1.62	0.63
7:C:31:TRP:CB	7:C:39:ILE:HG21	2.27	0.63
8:D:111:TYR:HD2	8:D:114:PRO:CB	2.10	0.63
10:F:125:LEU:O	10:F:126:ALA:CB	2.46	0.63
16:L:163:LEU:CD1	16:L:165:TYR:CD2	2.82	0.63
16:L:163:LEU:CD1	16:L:165:TYR:CZ	2.80	0.63
21:2:313:LMU:C6	21:2:313:LMU:H22	2.20	0.63
3:3:180:LYS:HB2	3:3:181:LEU:HB2	1.81	0.63
4:4:103:ILE:HG13	20:4:302:CLA:CMD	2.28	0.63
4:4:118:ASP:OD1	4:4:118:ASP:N	2.31	0.63
21:4:321:LMU:C2B	21:4:321:LMU:H5'	2.18	0.63
5:A:361:ASN:HD21	20:A:805:CLA:CED	2.11	0.63
5:A:458:PHE:CD2	20:B:802:CLA:HMB2	2.33	0.63
5:A:706:SER:HB3	6:B:419:ILE:O	1.98	0.63
20:A:817:CLA:HMC1	20:A:817:CLA:HBC3	1.80	0.63
20:A:819:CLA:HMC1	20:A:819:CLA:CBC	2.28	0.63
6:B:130:ARG:O	6:B:135:LEU:HD23	1.98	0.63
6:B:404:ALA:C	6:B:406:ASN:N	2.51	0.63
7:C:1:MET:N	7:C:3:HIS:O	2.30	0.63
8:D:47:VAL:HB	8:D:76:LYS:HA	1.81	0.63
10:F:20:GLN:CD	10:F:21:ALA:N	2.51	0.63
20:H:111:CLA:CGA	20:H:111:CLA:C3A	2.76	0.63
13:I:24:LEU:C	13:I:26:LEU:N	2.50	0.63
20:L:203:CLA:H92	22:L:211:BCR:H321	1.78	0.63
2:2:43:TRP:C	2:2:45:VAL:H	2.01	0.63
20:2:303:CLA:O1A	20:2:303:CLA:C4A	2.47	0.63
20:2:315:CLA:HBC2	20:2:315:CLA:HHD	1.81	0.63
4:4:36:ASN:CB	4:4:39:TRP:CD2	2.81	0.63
5:A:221:HIS:CE1	20:A:814:CLA:NA	2.66	0.63
5:A:328:LYS:HE2	5:A:332:GLU:HG3	1.80	0.63
5:A:544:ILE:HD11	20:A:849:CLA:H193	1.80	0.63
20:A:818:CLA:O1A	20:A:827:CLA:HMD1	1.99	0.63
20:A:829:CLA:HMB2	20:L:201:CLA:C1D	2.28	0.63

Continued on next page...

Continued from previous page...

Atom-1	Atom-2	Interatomic distance (Å)	Clash overlap (Å)
6:B:353:TYR:O	6:B:354:SER:OG	2.15	0.63
6:B:545:LYS:CG	9:E:74:TYR:HE2	2.12	0.63
7:C:62:PHE:CE2	8:D:137:ILE:HB	2.34	0.63
8:D:79:ARG:O	8:D:82:GLN:HB2	1.97	0.63
21:K:107:LMU:H32	21:K:107:LMU:O5'	1.99	0.63
1:1:179:THR:HG21	4:4:87:SER:CA	2.27	0.63
4:4:122:LYS:HD3	4:4:150:LYS:CE	2.29	0.63
5:A:316:MET:CA	5:A:317:TYR:HD1	2.11	0.63
5:A:464:ASN:HD22	5:A:464:ASN:H	1.45	0.63
20:A:808:CLA:HBB2	20:A:809:CLA:C4D	2.29	0.63
20:A:824:CLA:H2	20:A:825:CLA:CED	2.28	0.63
6:B:14:GLN:HE21	6:B:14:GLN:H	1.47	0.63
6:B:141:PHE:HA	6:B:144:PHE:CD1	2.34	0.63
6:B:337:ALA:HA	20:B:825:CLA:HAA1	1.81	0.63
10:F:76:ASP:O	10:F:78:ARG:N	2.32	0.63
11:G:48:ASP:H	11:G:49:THR:HG22	1.64	0.63
17:N:56:LYS:O	17:N:60:PHE:CD1	2.50	0.63
21:R:102:LMU:C5B	21:R:102:LMU:C6'	2.61	0.63
21:1:217:LMU:H5B	21:G:103:LMU:H3B	1.81	0.63
21:1:218:LMU:H3'	21:1:218:LMU:O5B	1.98	0.63
2:2:103:GLY:HA2	20:2:310:CLA:CBB	2.29	0.63
3:3:92:TRP:HB2	3:3:95:THR:OG1	1.98	0.63
4:4:39:TRP:O	4:4:40:PHE:HD1	1.72	0.63
5:A:24:ARG:HH12	5:A:29:THR:CB	2.12	0.63
5:A:39:HIS:O	5:A:40:PHE:HB3	1.98	0.63
5:A:368:LEU:CD1	20:A:825:CLA:H61	2.28	0.63
5:A:514:THR:O	5:A:531:PRO:O	2.16	0.63
20:A:820:CLA:H2A	20:A:820:CLA:O1D	1.99	0.63
20:A:824:CLA:HED3	20:A:825:CLA:CMD	2.28	0.63
6:B:174:ARG:HB2	20:B:814:CLA:HBC3	1.81	0.63
6:B:302:LYS:O	6:B:303:TYR:CB	2.41	0.63
20:B:824:CLA:H102	20:B:824:CLA:C15	2.22	0.63
20:B:838:CLA:HMA2	20:B:839:CLA:HED1	1.79	0.63
2:2:54:TRP:CE2	20:2:310:CLA:O1D	2.52	0.62
4:4:101:VAL:HG13	4:4:104:ARG:HH21	1.60	0.62
20:4:301:CLA:OBD	20:4:301:CLA:O2D	2.14	0.62
5:A:434:ARG:O	5:A:437:ARG:HB2	1.99	0.62
5:A:520:LEU:O	5:A:522:ALA:N	2.28	0.62
5:A:636:HIS:C	5:A:638:THR:N	2.51	0.62
5:A:661:ALA:HA	5:A:664:VAL:HG13	1.81	0.62
6:B:711:VAL:O	6:B:711:VAL:HG12	1.96	0.62

Continued on next page...

Continued from previous page...

Atom-1	Atom-2	Interatomic distance (Å)	Clash overlap (Å)
6:B:711:VAL:HG22	25:B:848:LMG:H391	1.80	0.62
6:B:732:LYS:CD	6:B:733:PHE:C	2.67	0.62
6:B:733:PHE:CD1	6:B:733:PHE:N	2.58	0.62
20:B:824:CLA:O2D	20:B:824:CLA:C2A	2.47	0.62
23:B:843:PQN:H291	25:B:848:LMG:H201	1.80	0.62
7:C:74:THR:HB	7:C:80:ALA:HB2	1.77	0.62
8:D:84:LEU:HD12	8:D:100:PHE:HZ	1.64	0.62
8:D:111:TYR:CD2	8:D:114:PRO:HB3	2.33	0.62
16:L:78:GLU:HG3	16:L:78:GLU:O	1.99	0.62
16:L:95:LEU:HD11	16:L:143:PHE:CZ	2.34	0.62
17:N:60:PHE:C	17:N:61:LEU:O	2.37	0.62
17:N:65:LEU:O	17:N:67:LEU:N	2.32	0.62
3:3:59:ILE:O	3:3:63:ARG:HG3	1.99	0.62
4:4:81:GLU:O	4:4:82:GLU:CB	2.47	0.62
5:A:207:LEU:HD13	20:A:819:CLA:HBB2	1.79	0.62
5:A:527:VAL:HG12	5:A:528:ALA:N	2.14	0.62
6:B:593:TYR:O	6:B:596:TRP:O	2.17	0.62
10:F:81:GLY:O	14:J:38:THR:HG23	1.98	0.62
12:H:73:PRO:HG3	19:Z:2:FRU:C5	2.09	0.62
21:K:107:LMU:H71	21:K:107:LMU:C2	2.28	0.62
16:L:45:THR:HA	16:L:52:ARG:HH12	1.63	0.62
16:L:64:LEU:HA	16:L:67:PRO:CG	2.29	0.62
2:2:211:LYS:HA	2:2:211:LYS:CE	2.28	0.62
20:4:315:CLA:HHD	20:4:315:CLA:HBC3	1.81	0.62
5:A:680:LEU:HD21	6:B:617:MET:HB2	1.81	0.62
5:A:708:VAL:HA	5:A:711:HIS:CD2	2.34	0.62
20:A:809:CLA:CBB	20:B:833:CLA:CMD	2.77	0.62
20:1:211:CLA:HED2	20:1:211:CLA:CAD	2.30	0.62
5:A:173:VAL:HG23	5:A:174:PHE:HD1	1.64	0.62
5:A:385:LEU:O	5:A:386:ALA:CB	2.47	0.62
5:A:680:LEU:HD21	6:B:617:MET:HE3	1.80	0.62
6:B:178:HIS:C	6:B:180:SER:H	2.00	0.62
6:B:427:LEU:HB3	20:B:832:CLA:HED1	1.81	0.62
6:B:493:TRP:CZ2	20:B:835:CLA:CGA	2.82	0.62
20:B:841:CLA:H102	13:I:21:MET:SD	2.40	0.62
7:C:29:ILE:CG2	8:D:126:GLY:HA2	2.29	0.62
11:G:44:PHE:CA	11:G:47:GLY:HA3	2.29	0.62
12:H:65:LEU:HD23	20:H:111:CLA:H52	1.82	0.62
20:K:101:CLA:HMD1	20:K:102:CLA:C1A	2.29	0.62
2:2:210:PRO:O	2:2:211:LYS:HB2	1.99	0.62
3:3:94:ARG:O	3:3:95:THR:HG23	1.99	0.62

Continued on next page...

Continued from previous page...

Atom-1	Atom-2	Interatomic distance (Å)	Clash overlap (Å)
21:3:320:LMU:O1'	21:3:320:LMU:H41	1.99	0.62
5:A:229:ILE:O	5:A:229:ILE:HG22	1.98	0.62
5:A:237:VAL:HG21	5:A:242:ILE:HD12	1.81	0.62
5:A:453:LEU:HD13	5:A:547:PHE:HA	1.80	0.62
20:A:813:CLA:HBA1	20:A:823:CLA:C4	2.28	0.62
6:B:178:HIS:O	6:B:180:SER:N	2.32	0.62
6:B:293:THR:HG22	6:B:294:ASN:ND2	2.14	0.62
6:B:336:LEU:CD2	20:B:825:CLA:HBB1	2.30	0.62
6:B:390:GLY:O	22:B:846:BCR:HC42	2.00	0.62
20:B:836:CLA:H3A	20:B:836:CLA:O2A	2.00	0.62
10:F:24:LYS:C	10:F:26:GLN:N	2.49	0.62
12:H:73:PRO:HD3	19:Z:2:FRU:C5	2.28	0.62
20:H:111:CLA:HMD3	22:I:101:BCR:H321	1.82	0.62
16:L:95:LEU:HD13	22:L:211:BCR:H312	1.81	0.62
20:1:204:CLA:CAA	20:1:204:CLA:CED	2.73	0.62
20:1:207:CLA:CGD	20:1:207:CLA:HAA2	2.30	0.62
3:3:93:PHE:HB2	3:3:94:ARG:O	2.00	0.62
4:4:36:ASN:O	4:4:39:TRP:CE3	2.52	0.62
4:4:99:HIS:ND1	4:4:103:ILE:HD11	2.15	0.62
5:A:286:GLY:C	5:A:287:LEU:HD22	2.19	0.62
20:A:822:CLA:C1D	22:A:844:BCR:C19	2.77	0.62
6:B:203:ARG:HG2	6:B:204:GLY:H	1.65	0.62
6:B:269:TRP:CD1	6:B:497:TRP:CH2	2.87	0.62
6:B:503:GLU:HB3	6:B:507:SER:CB	2.30	0.62
6:B:689:ASN:O	6:B:691:ILE:N	2.31	0.62
6:B:715:VAL:O	6:B:719:PHE:N	2.31	0.62
11:G:60:SER:OG	11:G:63:PRO:HB2	1.99	0.62
12:H:23:VAL:O	12:H:23:VAL:CG1	2.47	0.62
22:I:103:BCR:C29	22:L:211:BCR:H281	2.30	0.62
17:N:62:SER:HA	17:N:64:ASP:HB3	1.82	0.62
20:3:307:CLA:HAC1	20:K:104:CLA:H71	1.80	0.62
5:A:193:LEU:HA	5:A:196:PHE:CE2	2.34	0.62
5:A:457:SER:O	5:A:544:ILE:HD13	1.99	0.62
6:B:44:GLN:OE1	6:B:163:PRO:HB2	1.99	0.62
6:B:58:PHE:HB2	6:B:146:SER:HB2	1.81	0.62
6:B:82:PHE:O	6:B:84:VAL:N	2.32	0.62
10:F:25:LEU:HD23	10:F:46:MET:HB3	1.78	0.62
10:F:42:ILE:C	10:F:43:LYS:HE3	2.20	0.62
21:R:101:LMU:H62	21:R:101:LMU:C1	2.24	0.62
2:2:98:GLU:HG3	2:2:99:LEU:CG	2.29	0.62
20:3:310:CLA:H152	20:3:310:CLA:C19	2.29	0.62

Continued on next page...

Continued from previous page...

Atom-1	Atom-2	Interatomic distance (Å)	Clash overlap (Å)
4:4:142:ASN:CA	4:4:150:LYS:HZ1	2.13	0.62
5:A:58:HIS:CE1	20:A:803:CLA:C4D	2.82	0.62
5:A:131:ILE:HG12	6:B:445:ALA:O	1.99	0.62
5:A:340:GLY:O	5:A:343:HIS:N	2.32	0.62
20:A:807:CLA:C3B	22:J:102:BCR:H333	2.29	0.62
20:A:814:CLA:CHC	22:A:843:BCR:H19C	2.26	0.62
6:B:73:ASN:HB3	6:B:76:ALA:HB3	1.79	0.62
20:B:813:CLA:H11	20:B:813:CLA:H61	1.82	0.62
20:B:839:CLA:HBC2	20:F:201:CLA:HMC2	1.80	0.62
20:J:101:CLA:CGA	20:J:101:CLA:CGD	2.77	0.62
17:N:49:CYS:C	17:N:51:ASP:O	2.38	0.62
17:N:72:LYS:HD3	17:N:72:LYS:N	2.13	0.62
18:R:34:UNK:CB	18:R:35:UNK:C	2.77	0.62
21:2:313:LMU:H21	21:2:313:LMU:C6'	2.24	0.62
3:3:97:PHE:O	3:3:98:ILE:HG23	2.00	0.62
4:4:72:VAL:O	4:4:73:PRO:O	2.17	0.62
20:4:304:CLA:HED1	20:4:304:CLA:H2	1.82	0.62
20:B:809:CLA:C4	25:B:848:LMG:H321	2.30	0.62
7:C:1:MET:HB3	7:C:4:SER:HG	1.63	0.62
11:G:67:ASN:HA	11:G:70:ASP:OD2	1.99	0.62
15:K:31:ASN:H	15:K:32:ARG:HH11	1.48	0.62
20:L:209:CLA:HAC1	22:L:211:BCR:H322	1.80	0.62
20:1:206:CLA:H122	20:1:206:CLA:H61	1.82	0.62
3:3:62:GLY:HA2	3:3:65:ALA:HB3	1.82	0.62
3:3:74:ALA:CA	20:3:306:CLA:C2D	2.75	0.62
3:3:94:ARG:NH1	3:3:98:ILE:CG2	2.63	0.62
4:4:145:PRO:O	4:4:147:LEU:CA	2.47	0.62
5:A:64:PHE:HZ	5:A:77:LYS:CE	2.12	0.62
5:A:217:SER:CA	22:A:843:BCR:H351	2.28	0.62
5:A:370:ILE:CD1	20:A:824:CLA:O1D	2.48	0.62
5:A:490:GLN:HG2	16:L:166:TYR:CE1	2.35	0.62
5:A:707:ILE:C	5:A:711:HIS:CD2	2.73	0.62
5:A:710:ALA:CB	20:B:806:CLA:HED2	2.30	0.62
6:B:464:GLN:OE1	6:B:469:LYS:HD3	1.99	0.62
6:B:694:ARG:HE	16:L:105:ALA:HA	1.64	0.62
9:E:35:LYS:NZ	9:E:89:GLU:OE2	2.33	0.62
22:F:204:BCR:H333	20:F:206:CLA:HHB	1.81	0.62
22:I:103:BCR:C4	22:I:103:BCR:H322	2.30	0.62
16:L:163:LEU:CD1	16:L:165:TYR:CG	2.83	0.62
17:N:34:THR:OG1	17:N:36:GLU:HB3	1.99	0.62
1:1:140:LEU:HD23	1:1:140:LEU:H	1.65	0.61

Continued on next page...

Continued from previous page...

Atom-1	Atom-2	Interatomic distance (Å)	Clash overlap (Å)
2:2:50:VAL:O	2:2:54:TRP:CD1	2.43	0.61
2:2:93:THR:O	2:2:97:VAL:HG22	1.99	0.61
20:3:310:CLA:O1D	20:3:310:CLA:C2A	2.47	0.61
4:4:98:SER:HB2	4:4:102:GLU:OE1	1.99	0.61
5:A:131:ILE:HD13	6:B:447:GLY:CA	2.30	0.61
5:A:340:GLY:O	5:A:343:HIS:CB	2.47	0.61
5:A:454:GLY:N	5:A:457:SER:HB3	2.07	0.61
20:A:823:CLA:OBD	20:A:823:CLA:H92	2.00	0.61
21:A:854:LMU:H41	21:A:854:LMU:H92	1.82	0.61
6:B:130:ARG:HG2	6:B:130:ARG:HH11	1.64	0.61
6:B:282:PHE:O	6:B:286:ILE:HG13	1.99	0.61
6:B:310:PRO:CB	6:B:311:PRO:CD	2.78	0.61
6:B:355:LEU:HD21	20:B:827:CLA:HMC2	1.82	0.61
8:D:48:ILE:HB	8:D:100:PHE:HB3	1.82	0.61
16:L:113:SER:O	16:L:116:PRO:HD2	2.00	0.61
17:N:62:SER:CB	17:N:66:ASP:CG	2.67	0.61
21:1:216:LMU:O6'	21:1:216:LMU:H11	1.99	0.61
3:3:52:LYS:CA	3:3:55:ALA:HB3	2.30	0.61
3:3:104:TYR:HB2	3:3:106:TYR:H	1.64	0.61
5:A:95:GLY:HA3	20:A:807:CLA:C1C	2.30	0.61
5:A:425:THR:HG1	5:A:428:TYR:HE1	1.47	0.61
20:A:818:CLA:CGA	20:A:827:CLA:CMD	2.77	0.61
20:A:824:CLA:HED2	20:A:824:CLA:CAA	2.30	0.61
8:D:113:HIS:CD2	8:D:118:VAL:HG21	2.36	0.61
2:2:63:PHE:HD2	2:2:172:LEU:HD21	1.64	0.61
21:2:313:LMU:C2B	21:2:313:LMU:C6'	2.78	0.61
4:4:38:ARG:CG	4:4:39:TRP:H	2.10	0.61
5:A:91:LEU:O	20:A:807:CLA:CMC	2.48	0.61
5:A:197:GLN:NE2	5:A:351:THR:HB	2.15	0.61
5:A:467:MET:HA	5:A:470:LEU:HB2	1.83	0.61
6:B:57:ILE:HG12	20:B:809:CLA:HMC2	1.80	0.61
6:B:190:TRP:HE3	20:B:815:CLA:CBB	2.12	0.61
6:B:294:ASN:CB	11:G:36:PRO:HD2	2.27	0.61
11:G:16:LEU:HD12	11:G:17:PHE:CE2	2.36	0.61
11:G:68:ILE:HD12	11:G:68:ILE:H	1.66	0.61
17:N:32:ALA:CB	17:N:35:VAL:HG22	2.23	0.61
17:N:61:LEU:CG	17:N:62:SER:N	2.61	0.61
20:2:302:CLA:H42	20:2:302:CLA:CGA	2.31	0.61
21:2:319:LMU:H22	21:2:319:LMU:C2'	2.31	0.61
4:4:30:LEU:CB	21:4:316:LMU:H121	2.30	0.61
4:4:33:ASP:HB3	4:4:34:PRO:HD3	1.82	0.61

Continued on next page...

Continued from previous page...

Atom-1	Atom-2	Interatomic distance (Å)	Clash overlap (Å)
4:4:193:ILE:H	4:4:193:ILE:HD12	1.66	0.61
5:A:88:ILE:HG22	5:A:89:ILE:N	2.16	0.61
5:A:445:HIS:O	5:A:446:LEU:CB	2.48	0.61
5:A:519:ASP:C	5:A:520:LEU:HG	2.19	0.61
6:B:167:TRP:HB2	11:G:41:MET:HE3	1.80	0.61
6:B:175:LEU:O	6:B:179:LEU:HG	2.00	0.61
6:B:290:MET:HA	20:B:822:CLA:CAC	2.30	0.61
6:B:437:TYR:HB3	6:B:616:LEU:HD23	1.81	0.61
20:B:822:CLA:HHD	20:B:822:CLA:CBC	2.20	0.61
12:H:21:TRP:H	12:H:22:ASP:CB	2.13	0.61
21:H:103:LMU:H2B	21:H:103:LMU:H6'2	1.82	0.61
16:L:9:GLN:C	16:L:11:ILE:H	2.03	0.61
1:1:27:LEU:CG	6:B:314:ARG:NH1	2.63	0.61
20:1:207:CLA:HMA3	20:1:207:CLA:HBA2	1.80	0.61
3:3:173:GLU:HG2	3:3:174:LYS:N	2.08	0.61
4:4:76:TYR:CD1	4:4:76:TYR:O	2.54	0.61
4:4:95:PHE:HZ	20:4:314:CLA:C4C	2.10	0.61
4:4:142:ASN:C	4:4:150:LYS:HZ1	2.01	0.61
5:A:720:THR:O	5:A:720:THR:HG22	2.01	0.61
20:A:809:CLA:HBD	20:A:809:CLA:HBA2	1.81	0.61
20:A:819:CLA:C3C	20:A:825:CLA:H172	2.31	0.61
6:B:8:PHE:O	6:B:35:ASP:CB	2.49	0.61
6:B:247:THR:HG23	6:B:250:ALA:HB3	1.83	0.61
20:B:838:CLA:HMA1	20:B:839:CLA:CED	2.31	0.61
7:C:1:MET:H1	7:C:3:HIS:C	1.96	0.61
9:E:68:ARG:NH2	9:E:69:PHE:HA	2.15	0.61
10:F:22:LEU:H	10:F:22:LEU:CD1	2.09	0.61
10:F:22:LEU:O	10:F:25:LEU:CB	2.47	0.61
20:1:203:CLA:HBA2	20:1:203:CLA:CBD	2.29	0.61
2:2:203:THR:O	2:2:204:ILE:HG23	1.99	0.61
20:2:312:CLA:H41	20:2:312:CLA:C8	2.23	0.61
4:4:121:PHE:C	4:4:122:LYS:HD2	2.20	0.61
20:4:301:CLA:HBC2	20:4:301:CLA:CHD	2.21	0.61
5:A:223:VAL:HG23	5:A:227:LEU:HD13	1.83	0.61
5:A:281:LEU:HG	5:A:282:THR:H	1.65	0.61
5:A:452:PHE:CD1	20:A:835:CLA:HBB2	2.32	0.61
6:B:29:HIS:CG	20:B:808:CLA:CBB	2.83	0.61
7:C:39:ILE:HG12	7:C:40:ALA:N	2.06	0.61
9:E:69:PHE:CD2	9:E:71:LYS:HG2	2.35	0.61
9:E:72:VAL:O	9:E:73:ASN:CB	2.48	0.61
10:F:42:ILE:CG1	10:F:43:LYS:H	2.06	0.61

Continued on next page...

Continued from previous page...

Atom-1	Atom-2	Interatomic distance (Å)	Clash overlap (Å)
17:N:18:ASP:HB2	17:N:22:LEU:CG	2.27	0.61
17:N:47:THR:CB	17:N:52:LEU:O	2.49	0.61
21:R:109:LMU:O5B	21:R:109:LMU:H6D	2.00	0.61
2:2:70:LYS:CG	2:2:73:ILE:HG13	2.26	0.61
4:4:101:VAL:O	4:4:104:ARG:CZ	2.49	0.61
4:4:122:LYS:HB3	4:4:143:PHE:HB3	1.77	0.61
5:A:154:ARG:HG3	5:A:383:PRO:HB2	1.83	0.61
5:A:527:VAL:HG13	5:A:528:ALA:H	1.65	0.61
5:A:545:HIS:CE1	5:A:612:VAL:HG22	2.36	0.61
5:A:631:GLN:O	21:A:846:LMU:H6E	2.01	0.61
5:A:668:TYR:CE2	6:B:617:MET:SD	2.94	0.61
20:A:838:CLA:H62	20:A:851:CLA:H193	1.83	0.61
6:B:16:PRO:HG3	7:C:74:THR:CB	2.30	0.61
20:B:826:CLA:HED2	20:B:827:CLA:HMD1	1.83	0.61
20:B:829:CLA:O1D	20:B:829:CLA:OBD	2.12	0.61
20:B:832:CLA:HBB2	22:F:203:BCR:C27	2.31	0.61
10:F:24:LYS:O	10:F:27:ALA:HB2	2.01	0.61
20:K:101:CLA:CMD	20:K:102:CLA:C1A	2.79	0.61
17:N:57:LYS:O	17:N:60:PHE:C	2.39	0.61
4:4:121:PHE:O	4:4:122:LYS:HB2	2.01	0.61
5:A:412:ALA:HA	5:A:598:VAL:HG21	1.83	0.61
5:A:478:SER:HB3	5:A:644:GLN:OE1	2.01	0.61
5:A:701:GLN:OE1	9:E:74:TYR:CE1	2.54	0.61
20:A:804:CLA:HBB2	20:A:806:CLA:C4D	2.30	0.61
20:A:807:CLA:CGA	20:A:809:CLA:H12	2.31	0.61
20:A:826:CLA:C20	22:J:102:BCR:C17	2.68	0.61
21:A:854:LMU:C6B	21:A:854:LMU:C2B	2.75	0.61
20:B:806:CLA:H122	20:B:806:CLA:HBB2	1.83	0.61
20:B:824:CLA:HAA2	20:B:824:CLA:CBD	2.30	0.61
8:D:39:LYS:HD2	8:D:42:VAL:HG13	1.81	0.61
17:N:72:LYS:CB	17:N:74:LYS:N	2.43	0.61
3:3:106:TYR:CD1	3:3:107:TRP:N	2.68	0.61
4:4:58:MET:O	4:4:59:LEU:C	2.39	0.61
5:A:40:PHE:CE1	5:A:53:TRP:CD1	2.82	0.61
5:A:150:PHE:H	5:A:153:TRP:HE3	1.49	0.61
5:A:588:GLY:H	6:B:668:ARG:NH1	1.97	0.61
5:A:701:GLN:OE1	9:E:74:TYR:HE1	1.83	0.61
20:A:801:CLA:HMC1	20:A:801:CLA:CBC	2.24	0.61
20:A:824:CLA:C7	20:A:825:CLA:CED	2.70	0.61
20:A:850:CLA:CED	20:B:850:CLA:H2	2.30	0.61
6:B:289:LEU:O	20:B:822:CLA:HMC1	2.01	0.61

Continued on next page...

Continued from previous page...

Atom-1	Atom-2	Interatomic distance (Å)	Clash overlap (Å)
6:B:317:ARG:NE	6:B:317:ARG:CA	2.60	0.61
6:B:517:PHE:O	6:B:517:PHE:HD2	1.82	0.61
6:B:557:PHE:CD1	6:B:571:SER:HB3	2.35	0.61
7:C:55:GLU:C	7:C:57:ALA:N	2.53	0.61
20:K:103:CLA:O1A	20:K:103:CLA:H2A	1.99	0.61
20:R:107:CLA:H2A	20:R:107:CLA:O1A	2.00	0.61
2:2:60:ALA:HA	2:2:63:PHE:CE2	2.35	0.61
5:A:229:ILE:O	5:A:229:ILE:CG2	2.49	0.61
5:A:360:ILE:O	5:A:361:ASN:CB	2.48	0.61
20:A:830:CLA:HAA1	22:B:801:BCR:C13	2.31	0.61
20:A:838:CLA:H192	14:J:19:PHE:CD2	2.36	0.61
6:B:280:ILE:HD13	20:B:819:CLA:HBB2	1.83	0.61
6:B:409:ALA:O	6:B:411:MET:N	2.26	0.61
6:B:510:LEU:HD21	20:B:837:CLA:HHD	1.82	0.61
7:C:5:VAL:HB	7:C:65:VAL:HG22	1.82	0.61
14:J:10:VAL:CG1	14:J:11:ALA:N	2.64	0.61
16:L:158:MET:CG	16:L:159:TYR:H	2.14	0.61
2:2:36:SER:O	2:2:37:ASP:HB2	2.01	0.60
3:3:97:PHE:CE2	3:3:98:ILE:CD1	2.33	0.60
4:4:36:ASN:OD1	4:4:39:TRP:CG	2.54	0.60
4:4:71:ASN:O	4:4:72:VAL:C	2.39	0.60
5:A:309:LEU:O	5:A:310:PHE:HB2	2.01	0.60
5:A:604:TRP:O	5:A:607:ASN:N	2.32	0.60
5:A:678:PHE:O	5:A:680:LEU:N	2.33	0.60
20:A:804:CLA:CBA	20:A:811:CLA:H62	2.31	0.60
6:B:196:HIS:CE1	20:B:816:CLA:HED2	2.36	0.60
6:B:556:SER:C	6:B:558:PRO:CD	2.69	0.60
20:B:838:CLA:C15	22:F:204:BCR:H313	2.28	0.60
8:D:46:TYR:HE1	8:D:80:LYS:HE2	1.64	0.60
17:N:4:GLU:OE2	17:N:5:GLU:CB	2.47	0.60
17:N:80:ASN:C	17:N:82:PHE:H	2.03	0.60
19:P:1:GLC:C3	19:P:2:FRU:O5	2.49	0.60
4:4:194:VAL:HG12	4:4:195:GLN:HB2	1.83	0.60
5:A:396:PHE:HE2	5:A:616:PHE:CG	2.18	0.60
5:A:472:ARG:O	5:A:474:GLN:N	2.34	0.60
5:A:492:ILE:HD11	20:A:834:CLA:O1D	2.00	0.60
20:A:812:CLA:C3D	20:A:813:CLA:HMC3	2.31	0.60
20:A:830:CLA:H11	20:L:203:CLA:H43	1.83	0.60
6:B:551:LYS:CG	6:B:552:ASP:H	2.14	0.60
7:C:1:MET:N	7:C:4:SER:CA	2.54	0.60
10:F:46:MET:O	10:F:49:THR:N	2.34	0.60

Continued on next page...

Continued from previous page...

Atom-1	Atom-2	Interatomic distance (Å)	Clash overlap (Å)
22:F:204:BCR:HC32	20:F:206:CLA:CMA	2.31	0.60
11:G:44:PHE:CA	11:G:47:GLY:CA	2.78	0.60
12:H:47:PHE:CD2	16:L:141:GLY:HA2	2.35	0.60
12:H:72:ALA:HA	19:Z:2:FRU:H62	1.82	0.60
14:J:22:LEU:O	14:J:25:LEU:N	2.34	0.60
20:K:102:CLA:CAC	21:K:105:LMU:C3B	2.79	0.60
21:R:103:LMU:H41	21:R:103:LMU:C6'	2.31	0.60
21:1:217:LMU:H3O2	21:G:103:LMU:H6'	1.48	0.60
5:A:353:SER:HB2	5:A:356:ALA:HB3	1.82	0.60
5:A:364:MET:O	5:A:368:LEU:N	2.33	0.60
20:A:832:CLA:C3D	20:A:833:CLA:HAC1	2.31	0.60
20:B:838:CLA:H121	22:F:204:BCR:H311	1.81	0.60
10:F:7:PRO:HB3	10:F:60:GLY:O	2.00	0.60
18:R:34:UNK:H	18:R:36:UNK:CB	2.10	0.60
5:A:581:CYS:SG	24:A:856:SF4:S2	3.00	0.60
6:B:143:LEU:C	6:B:145:LEU:H	2.04	0.60
6:B:282:PHE:CZ	20:B:817:CLA:C1	2.79	0.60
6:B:288:GLY:O	6:B:289:LEU:HB2	2.01	0.60
6:B:347:LEU:HD21	6:B:351:HIS:HE1	1.66	0.60
6:B:732:LYS:CA	6:B:733:PHE:O	2.49	0.60
7:C:12:ILE:CB	7:C:39:ILE:HA	2.31	0.60
9:E:88:GLU:O	9:E:90:VAL:CB	2.49	0.60
15:K:79:LYS:CD	15:K:84:LEU:O	2.48	0.60
21:R:106:LMU:H41	21:R:106:LMU:O2'	2.01	0.60
21:1:217:LMU:O3'	21:G:103:LMU:O6'	2.19	0.60
4:4:99:HIS:HE1	4:4:103:ILE:CD1	2.10	0.60
4:4:121:PHE:CD2	4:4:122:LYS:O	2.54	0.60
5:A:618:TRP:CZ2	5:A:655:ASP:CB	2.84	0.60
5:A:707:ILE:O	5:A:711:HIS:CD2	2.55	0.60
6:B:450:GLU:O	6:B:452:GLN:N	2.27	0.60
10:F:23:LYS:HB2	10:F:24:LYS:HZ1	1.65	0.60
21:H:106:LMU:H102	21:H:106:LMU:C6	2.27	0.60
16:L:160:VAL:O	16:L:160:VAL:HG22	2.00	0.60
17:N:29:PHE:CE1	17:N:32:ALA:HB3	2.36	0.60
20:1:207:CLA:HMC1	20:1:207:CLA:HBC3	1.82	0.60
4:4:104:ARG:NH1	4:4:105:ARG:HB3	2.10	0.60
4:4:169:GLN:NE2	20:4:304:CLA:CHD	2.61	0.60
5:A:187:HIS:CD2	20:A:811:CLA:C4C	2.85	0.60
5:A:500:PRO:HB3	5:A:506:GLY:HA2	1.84	0.60
5:A:660:GLN:O	5:A:661:ALA:CB	2.48	0.60
20:A:851:CLA:H93	6:B:431:PHE:HD1	1.66	0.60

Continued on next page...

Continued from previous page...

Atom-1	Atom-2	Interatomic distance (Å)	Clash overlap (Å)
6:B:51:PHE:CD1	20:B:814:CLA:HED1	2.37	0.60
6:B:144:PHE:CD2	6:B:144:PHE:O	2.54	0.60
6:B:276:HIS:HB2	20:B:818:CLA:C1B	2.31	0.60
6:B:696:LYS:HG2	7:C:80:ALA:CA	2.31	0.60
6:B:732:LYS:HB2	6:B:732:LYS:HZ3	1.66	0.60
8:D:28:ILE:HG12	8:D:67:ILE:CG1	2.31	0.60
12:H:45:ALA:HB3	12:H:46:PRO:CD	2.31	0.60
12:H:67:TYR:O	12:H:70:ALA:O	2.20	0.60
13:I:8:PHE:CD1	20:I:102:CLA:H12	2.36	0.60
16:L:163:LEU:CD1	16:L:165:TYR:CE2	2.84	0.60
17:N:65:LEU:C	17:N:65:LEU:HD23	2.22	0.60
21:2:313:LMU:H62	21:2:313:LMU:C2	2.32	0.60
5:A:281:LEU:CD1	20:A:816:CLA:H2A	2.32	0.60
5:A:679:PHE:CE2	5:A:683:HIS:HD2	2.19	0.60
5:A:697:ARG:HD3	6:B:566:GLY:O	1.99	0.60
5:A:713:LYS:NZ	20:F:201:CLA:H43	2.15	0.60
20:A:811:CLA:HMC1	20:A:811:CLA:HBC3	1.84	0.60
20:A:835:CLA:H192	20:L:201:CLA:HBB2	1.83	0.60
20:A:851:CLA:H93	6:B:431:PHE:CD1	2.37	0.60
6:B:467:HIS:NE2	20:B:834:CLA:C1A	2.65	0.60
10:F:102:ARG:HG2	10:F:106:ILE:CD1	2.19	0.60
17:N:55:GLN:O	17:N:56:LYS:HG3	2.00	0.60
1:1:23:GLY:HA3	20:1:212:CLA:C3C	2.32	0.60
2:2:103:GLY:CA	20:2:310:CLA:CBB	2.79	0.60
20:2:303:CLA:H43	20:2:303:CLA:C4C	2.30	0.60
20:2:317:CLA:C19	20:2:317:CLA:C15	2.66	0.60
20:2:317:CLA:C1	20:2:317:CLA:CAA	2.80	0.60
3:3:141:GLN:HG2	3:3:142:TYR:N	2.16	0.60
4:4:34:PRO:HG3	4:4:35:GLU:OE1	2.01	0.60
4:4:121:PHE:CZ	4:4:125:SER:O	2.53	0.60
5:A:76:ARG:O	5:A:186:TYR:HD2	1.84	0.60
5:A:370:ILE:HG22	5:A:400:MET:CA	2.29	0.60
5:A:586:ARG:H	7:C:49:VAL:HG22	1.66	0.60
5:A:620:MET:HG3	5:A:625:TRP:CE2	2.37	0.60
5:A:705:GLU:CB	6:B:545:LYS:HZ2	2.14	0.60
20:A:817:CLA:H52	20:A:832:CLA:HBA1	1.83	0.60
6:B:98:GLN:O	6:B:100:ALA:N	2.35	0.60
6:B:396:ARG:NH1	20:B:830:CLA:HED2	2.17	0.60
7:C:73:THR:HG1	7:C:76:SER:HB3	1.65	0.60
8:D:94:TYR:O	8:D:95:LYS:CG	2.49	0.60
9:E:44:TYR:HB3	9:E:45:TRP:CE3	2.36	0.60

Continued on next page...

Continued from previous page...

Atom-1	Atom-2	Interatomic distance (Å)	Clash overlap (Å)
9:E:51:SER:HB3	9:E:68:ARG:NH1	2.16	0.60
14:J:10:VAL:HG13	14:J:11:ALA:H	1.66	0.60
15:K:27:ALA:CB	15:K:28:PRO:CD	2.79	0.60
17:N:11:LYS:HG2	17:N:12:THR:N	2.17	0.60
1:1:61:GLU:HG2	1:1:61:GLU:O	2.02	0.60
21:2:313:LMU:H62	21:2:313:LMU:H22	1.83	0.60
3:3:181:LEU:HD13	3:3:184:VAL:HG21	1.82	0.60
5:A:227:LEU:HD23	5:A:231:GLN:HE22	1.66	0.60
5:A:249:ILE:O	5:A:251:ASN:N	2.34	0.60
6:B:280:ILE:HA	6:B:283:LEU:HD12	1.84	0.60
20:B:809:CLA:HBB2	20:B:829:CLA:HHC	1.82	0.60
20:B:818:CLA:HBD	20:B:827:CLA:CBB	2.32	0.60
7:C:73:THR:OG1	7:C:76:SER:CB	2.46	0.60
9:E:40:ARG:CB	9:E:42:GLU:OE2	2.50	0.60
11:G:28:ARG:HH21	11:G:29:GLU:N	1.98	0.60
21:K:106:LMU:H5'	21:K:106:LMU:O2'	2.01	0.60
16:L:158:MET:SD	16:L:159:TYR:N	2.75	0.60
2:2:125:PHE:O	2:2:126:PRO:C	2.40	0.60
2:2:171:MET:SD	2:2:171:MET:C	2.80	0.60
4:4:169:GLN:CD	20:4:304:CLA:HAC2	2.22	0.60
5:A:81:ALA:CB	20:A:805:CLA:HBB2	2.29	0.60
5:A:113:PRO:C	5:A:115:HIS:H	2.04	0.60
5:A:301:HIS:HE2	20:A:816:CLA:CHA	2.15	0.60
5:A:578:ARG:HA	5:A:595:TRP:HB2	1.83	0.60
5:A:585:GLY:O	5:A:589:THR:OG1	2.20	0.60
5:A:669:GLY:H	6:B:445:ALA:CA	2.08	0.60
6:B:390:GLY:N	6:B:391:PRO:CD	2.65	0.60
10:F:17:ARG:HA	10:F:17:ARG:HE	1.66	0.60
10:F:90:PHE:CD1	22:F:203:BCR:H23C	2.36	0.60
10:F:126:ALA:O	10:F:128:SER:N	2.35	0.60
11:G:62:ASP:HB2	11:G:63:PRO:HD3	1.84	0.60
12:H:44:ALA:CB	16:L:145:PHE:CD1	2.62	0.60
1:1:183:ASP:OD1	1:1:184:PRO:HD2	1.98	0.59
3:3:194:ILE:HD11	20:3:303:CLA:HMC2	1.83	0.59
20:3:310:CLA:H193	20:3:310:CLA:C15	2.31	0.59
4:4:37:LEU:O	4:4:39:TRP:HD1	1.82	0.59
4:4:73:PRO:O	4:4:74:LYS:HB2	2.02	0.59
20:A:851:CLA:HMD3	6:B:578:LEU:CD2	2.18	0.59
17:N:61:LEU:CD1	17:N:63:ASP:C	2.56	0.59
17:N:79:SER:CA	17:N:80:ASN:O	2.45	0.59
2:2:162:LYS:HD3	2:2:162:LYS:C	2.22	0.59

Continued on next page...

Continued from previous page...

Atom-1	Atom-2	Interatomic distance (Å)	Clash overlap (Å)
2:2:182:ILE:O	2:2:204:ILE:O	2.19	0.59
2:2:191:ASN:HB3	19:O:1:GLC:C6	2.33	0.59
4:4:34:PRO:CB	4:4:35:GLU:HB2	2.32	0.59
5:A:735:VAL:O	5:A:739:LEU:HG	2.01	0.59
20:A:825:CLA:HBB2	20:A:832:CLA:HMA2	0.64	0.59
22:A:845:BCR:C31	20:A:851:CLA:H142	2.28	0.59
6:B:131:THR:HB	6:B:134:ASP:CB	2.19	0.59
6:B:154:TRP:CD1	6:B:158:GLN:HG2	2.37	0.59
6:B:290:MET:HA	20:B:822:CLA:HAC2	1.84	0.59
22:B:801:BCR:H352	20:L:203:CLA:H152	1.83	0.59
20:B:823:CLA:H72	20:B:823:CLA:CBB	2.25	0.59
20:B:826:CLA:H12	20:B:839:CLA:CED	2.32	0.59
20:B:827:CLA:H41	20:B:827:CLA:H72	1.84	0.59
20:B:838:CLA:CMA	20:B:839:CLA:CED	2.80	0.59
8:D:75:LEU:HD21	16:L:19:PHE:CE2	2.37	0.59
10:F:24:LYS:O	10:F:27:ALA:CB	2.50	0.59
15:K:44:GLU:O	15:K:46:GLY:C	2.40	0.59
20:L:203:CLA:H203	20:L:209:CLA:HBB2	1.84	0.59
19:P:1:GLC:O2	19:P:2:FRU:H12	2.02	0.59
19:V:1:GLC:O2	19:V:2:FRU:C1	2.50	0.59
2:2:143:PHE:HD1	2:2:144:ASP:N	2.00	0.59
2:2:182:ILE:HG23	2:2:205:PHE:HB2	1.83	0.59
20:2:303:CLA:C4	20:2:303:CLA:NC	2.65	0.59
4:4:122:LYS:CB	4:4:143:PHE:CG	2.85	0.59
5:A:47:GLY:O	10:F:115:THR:HB	2.02	0.59
5:A:141:ARG:HH21	5:A:141:ARG:CG	2.11	0.59
5:A:218:TRP:HD1	5:A:303:HIS:HD1	1.49	0.59
5:A:370:ILE:CG2	5:A:403:GLY:HA3	2.26	0.59
5:A:679:PHE:O	5:A:683:HIS:HB2	2.03	0.59
20:A:803:CLA:CGA	20:A:838:CLA:H2	2.33	0.59
21:A:847:LMU:O5B	21:A:847:LMU:H5'	2.01	0.59
6:B:310:PRO:CB	6:B:311:PRO:HD2	2.31	0.59
6:B:732:LYS:CG	6:B:733:PHE:C	2.69	0.59
11:G:68:ILE:HG23	11:G:72:LEU:CD1	2.26	0.59
13:I:26:LEU:HD13	13:I:30:LYS:HB3	1.83	0.59
20:K:103:CLA:O1A	20:K:103:CLA:C2A	2.49	0.59
17:N:63:ASP:H	17:N:64:ASP:C	2.05	0.59
1:1:24:PHE:HD2	6:B:314:ARG:CZ	2.13	0.59
2:2:208:PHE:CG	2:2:209:THR:N	2.70	0.59
5:A:451:ILE:HD12	20:A:830:CLA:CED	2.24	0.59
6:B:98:GLN:C	6:B:100:ALA:N	2.56	0.59

Continued on next page...

Continued from previous page...

Atom-1	Atom-2	Interatomic distance (Å)	Clash overlap (Å)
6:B:622:ASP:HA	6:B:626:LEU:HB3	1.82	0.59
9:E:34:SER:O	9:E:35:LYS:HB3	2.02	0.59
16:L:40:LEU:HB3	16:L:41:PRO:CD	2.33	0.59
20:2:303:CLA:H42	20:2:303:CLA:NC	2.18	0.59
21:2:313:LMU:H2B	21:2:313:LMU:O6'	2.03	0.59
4:4:33:ASP:CB	4:4:34:PRO:CD	2.75	0.59
4:4:160:MET:HA	4:4:163:PHE:HB2	1.83	0.59
20:4:310:CLA:CED	20:4:310:CLA:C1A	2.81	0.59
5:A:217:SER:HG	22:A:843:BCR:H15C	1.67	0.59
5:A:681:GLY:HA2	5:A:684:PHE:HB3	1.84	0.59
22:A:845:BCR:H313	20:A:851:CLA:H142	1.84	0.59
6:B:464:GLN:HA	6:B:467:HIS:HB2	1.83	0.59
20:B:812:CLA:HAA2	20:B:812:CLA:H43	1.85	0.59
20:B:826:CLA:HBB2	20:B:839:CLA:HBB	1.84	0.59
22:B:847:BCR:C33	22:B:847:BCR:HC8	2.32	0.59
7:C:66:ARG:HG2	7:C:66:ARG:NH2	1.99	0.59
8:D:125:PRO:HG2	8:D:127:ARG:HD3	1.83	0.59
11:G:43:HIS:HB2	11:G:44:PHE:HD1	1.59	0.59
17:N:70:GLU:O	17:N:72:LYS:CD	2.48	0.59
4:4:73:PRO:HB2	4:4:75:TRP:HB2	1.83	0.59
5:A:603:PHE:CE2	6:B:665:ILE:HG21	2.37	0.59
6:B:175:LEU:HD11	20:B:820:CLA:HMA1	1.85	0.59
6:B:188:LEU:O	6:B:191:ALA:N	2.35	0.59
6:B:190:TRP:CA	20:B:815:CLA:HBB2	2.31	0.59
6:B:212:PHE:CE1	20:B:815:CLA:HHD	2.29	0.59
6:B:292:ARG:NH2	6:B:297:ILE:HG13	2.18	0.59
6:B:529:THR:HA	6:B:532:LEU:HD23	1.84	0.59
6:B:651:LEU:HB3	20:B:802:CLA:O2A	2.03	0.59
8:D:86:LEU:CD1	8:D:90:LEU:HG	2.33	0.59
11:G:68:ILE:O	11:G:72:LEU:HB2	2.03	0.59
13:I:12:VAL:HG21	20:I:102:CLA:HBA1	1.85	0.59
15:K:83:VAL:O	15:K:84:LEU:C	2.39	0.59
2:2:124:ILE:CB	2:2:129:LYS:HB3	2.32	0.59
20:2:312:CLA:C4	20:2:312:CLA:C8	2.78	0.59
20:2:312:CLA:OBD	20:2:312:CLA:CED	2.51	0.59
3:3:180:LYS:CB	3:3:181:LEU:HB2	2.33	0.59
5:A:472:ARG:N	5:A:473:PRO:CD	2.64	0.59
20:A:804:CLA:H12	20:A:811:CLA:H92	1.84	0.59
20:A:838:CLA:H71	20:A:851:CLA:H171	1.84	0.59
6:B:141:PHE:HD2	6:B:144:PHE:CE1	2.21	0.59
6:B:193:HIS:HB2	20:B:815:CLA:CHC	2.33	0.59

Continued on next page...

Continued from previous page...

Atom-1	Atom-2	Interatomic distance (Å)	Clash overlap (Å)
10:F:151:ASP:C	10:F:154:PHE:HB3	2.23	0.59
13:I:20:ALA:O	13:I:24:LEU:HB3	2.03	0.59
14:J:10:VAL:HG13	14:J:11:ALA:N	2.17	0.59
1:1:184:PRO:HB2	20:1:213:CLA:O1D	2.02	0.59
2:2:195:ALA:HB1	2:2:197:LEU:HG	1.84	0.59
3:3:199:VAL:HG22	20:3:305:CLA:C4C	2.32	0.59
4:4:123:GLN:O	4:4:143:PHE:CG	2.55	0.59
20:A:850:CLA:CAD	20:A:850:CLA:CED	2.80	0.59
6:B:224:PRO:CB	6:B:227:THR:HB	2.32	0.59
6:B:378:ILE:HG22	6:B:379:ALA:H	1.67	0.59
6:B:595:HIS:HD2	6:B:623:TYR:OH	1.86	0.59
20:B:827:CLA:H8	22:B:846:BCR:H14C	1.84	0.59
7:C:1:MET:HE1	8:D:154:TYR:OH	2.03	0.59
16:L:99:LEU:O	16:L:102:TYR:N	2.34	0.59
2:2:43:TRP:C	2:2:45:VAL:N	2.56	0.59
3:3:194:ILE:HG23	3:3:197:TYR:OH	2.02	0.59
4:4:101:VAL:O	4:4:104:ARG:HB3	2.02	0.59
22:A:845:BCR:H353	20:A:850:CLA:H41	1.85	0.59
6:B:568:CYS:O	6:B:570:ILE:N	2.35	0.59
2:2:163:GLU:HG2	20:2:307:CLA:C2C	2.33	0.59
5:A:207:LEU:HA	5:A:211:LEU:HB2	1.85	0.59
5:A:361:ASN:O	5:A:365:LEU:N	2.35	0.59
5:A:665:ILE:HB	6:B:621:ARG:HB2	1.83	0.59
20:A:808:CLA:HMC3	20:A:809:CLA:HHD	1.83	0.59
20:A:809:CLA:HBB2	20:B:833:CLA:HMD2	1.82	0.59
20:A:839:CLA:C12	20:A:839:CLA:C7	2.66	0.59
6:B:79:GLN:O	6:B:80:ASP:HB3	2.01	0.59
20:L:203:CLA:HMB2	20:L:209:CLA:HBC1	1.85	0.59
17:N:49:CYS:O	17:N:51:ASP:O	2.21	0.59
19:P:1:GLC:C2	19:P:2:FRU:O5	2.50	0.59
1:1:25:ASP:CB	1:1:26:PRO:CD	2.81	0.58
20:2:303:CLA:CHD	20:2:303:CLA:CBC	2.73	0.58
5:A:25:ASP:CG	5:A:26:PRO:CA	2.64	0.58
5:A:158:ILE:O	5:A:243:PRO:HG2	2.02	0.58
5:A:373:ALA:HB1	5:A:396:PHE:HD1	1.68	0.58
5:A:544:ILE:O	5:A:548:THR:OG1	2.14	0.58
5:A:645:SER:HB3	6:B:637:PRO:CG	2.27	0.58
5:A:679:PHE:HE1	5:A:749:PHE:HB2	1.68	0.58
5:A:713:LYS:HZ1	20:F:201:CLA:H41	1.68	0.58
20:A:838:CLA:NC	20:A:838:CLA:C4	2.66	0.58
6:B:424:TRP:CZ3	20:B:839:CLA:HBC3	2.38	0.58

Continued on next page...

Continued from previous page...

Atom-1	Atom-2	Interatomic distance (Å)	Clash overlap (Å)
6:B:692:ARG:NH2	6:B:694:ARG:HG2	2.18	0.58
21:B:804:LMU:C6	21:B:804:LMU:C10	2.80	0.58
20:B:806:CLA:H52	20:B:806:CLA:NC	2.18	0.58
20:1:204:CLA:HED3	20:1:204:CLA:C2A	2.32	0.58
4:4:36:ASN:ND2	4:4:39:TRP:CE2	2.72	0.58
4:4:123:GLN:HG2	4:4:124:TYR:N	2.18	0.58
5:A:81:ALA:CB	20:A:804:CLA:HMA3	2.31	0.58
5:A:232:PHE:CZ	5:A:242:ILE:HG22	2.38	0.58
5:A:555:ILE:HG23	20:B:803:CLA:OBD	2.03	0.58
20:A:851:CLA:CMD	6:B:578:LEU:HD23	2.19	0.58
6:B:15:ASP:O	6:B:20:ARG:HG2	2.04	0.58
6:B:444:LEU:O	6:B:445:ALA:HB3	2.02	0.58
20:B:803:CLA:HMC1	20:B:803:CLA:HBC3	1.85	0.58
20:B:812:CLA:H12	20:B:812:CLA:CAA	2.29	0.58
8:D:118:VAL:CG1	8:D:119:TYR:N	2.66	0.58
9:E:65:VAL:HG13	9:E:82:TYR:O	2.02	0.58
12:H:41:GLU:OE2	12:H:42:THR:OG1	2.20	0.58
15:K:42:ALA:O	15:K:43:ARG:CB	2.50	0.58
18:R:39:UNK:N	18:R:42:UNK:CB	2.65	0.58
2:2:60:ALA:HA	2:2:63:PHE:CD2	2.39	0.58
3:3:157:ALA:O	3:3:158:TYR:HB2	2.02	0.58
4:4:104:ARG:HE	4:4:105:ARG:N	2.00	0.58
5:A:459:GLY:O	5:A:462:ILE:HG22	2.03	0.58
20:A:818:CLA:O2A	20:A:818:CLA:H42	2.03	0.58
20:A:826:CLA:C7	22:A:845:BCR:C37	2.81	0.58
6:B:67:HIS:O	6:B:68:VAL:HG23	2.02	0.58
6:B:160:LYS:HE3	6:B:161:TRP:CE2	2.39	0.58
20:B:824:CLA:H43	20:B:824:CLA:CAA	2.29	0.58
7:C:12:ILE:N	7:C:12:ILE:HD12	2.18	0.58
8:D:31:GLY:CA	16:L:13:PRO:HB3	2.33	0.58
16:L:122:GLY:O	16:L:124:LYS:N	2.36	0.58
20:1:203:CLA:CAD	20:1:203:CLA:CED	2.81	0.58
5:A:42:ARG:C	5:A:44:ILE:H	2.06	0.58
5:A:281:LEU:HD13	20:A:816:CLA:H2A	1.85	0.58
5:A:373:ALA:O	5:A:396:PHE:CD1	2.57	0.58
5:A:692:PHE:CZ	20:A:838:CLA:HBC3	2.38	0.58
5:A:708:VAL:CA	5:A:711:HIS:HD2	2.17	0.58
10:F:22:LEU:O	10:F:24:LYS:N	2.36	0.58
11:G:34:GLN:O	11:G:35:VAL:C	2.42	0.58
11:G:42:SER:OG	11:G:46:ALA:CA	2.50	0.58
16:L:58:LEU:HD11	16:L:153:TRP:HZ2	1.68	0.58

Continued on next page...

Continued from previous page...

Atom-1	Atom-2	Interatomic distance (Å)	Clash overlap (Å)
16:L:107:PHE:HB2	16:L:109:GLU:OE1	2.02	0.58
20:L:203:CLA:H112	20:L:203:CLA:C6	2.32	0.58
2:2:74:LEU:O	2:2:75:ASN:ND2	2.36	0.58
3:3:52:LYS:N	3:3:55:ALA:HB3	2.19	0.58
4:4:47:ASN:HB3	4:4:161:LEU:CD2	2.34	0.58
4:4:61:PRO:HB3	4:4:67:ILE:O	2.04	0.58
4:4:72:VAL:O	4:4:72:VAL:HG13	2.03	0.58
4:4:88:SER:O	4:4:90:LEU:HA	2.03	0.58
5:A:74:ILE:O	5:A:78:VAL:HG13	2.04	0.58
5:A:114:THR:CG2	5:A:115:HIS:CE1	2.84	0.58
5:A:229:ILE:CG1	5:A:243:PRO:HB3	2.33	0.58
5:A:389:TYR:HE1	5:A:625:TRP:CD1	2.22	0.58
5:A:558:LYS:HZ1	6:B:674:LEU:HB3	1.68	0.58
20:A:819:CLA:CBA	20:A:823:CLA:HBB2	2.34	0.58
20:A:831:CLA:CMD	6:B:95:HIS:HD2	2.17	0.58
9:E:85:ASP:O	9:E:86:GLU:CB	2.52	0.58
11:G:88:THR:OG1	11:G:92:GLY:HA3	2.04	0.58
12:H:16:ASN:HD22	12:H:19:GLY:HA2	1.68	0.58
21:H:105:LMU:H22	21:H:105:LMU:H6'2	1.85	0.58
15:K:42:ALA:C	15:K:43:ARG:HD3	2.23	0.58
16:L:40:LEU:HB3	16:L:41:PRO:HD3	1.84	0.58
16:L:56:VAL:HA	20:L:209:CLA:HED1	1.80	0.58
1:1:27:LEU:HD12	6:B:314:ARG:NH1	2.16	0.58
1:1:184:PRO:O	1:1:185:TRP:CD2	2.56	0.58
20:2:303:CLA:HBD	20:2:307:CLA:HMA3	1.85	0.58
5:A:618:TRP:CH2	5:A:655:ASP:HB2	2.39	0.58
20:A:818:CLA:CBB	20:A:818:CLA:H71	2.33	0.58
20:A:851:CLA:HMA1	20:A:851:CLA:H2	1.85	0.58
6:B:197:VAL:O	6:B:197:VAL:HG12	2.03	0.58
6:B:203:ARG:H	6:B:270:LEU:HD11	1.68	0.58
6:B:247:THR:C	6:B:250:ALA:HB2	2.24	0.58
6:B:284:PHE:CE1	20:B:820:CLA:HHC	2.39	0.58
6:B:569:ASP:HB3	6:B:574:ASP:HB3	1.86	0.58
6:B:633:ASN:ND2	6:B:636:THR:HB	2.19	0.58
8:D:60:MET:SD	8:D:61:PRO:HD2	2.43	0.58
8:D:111:TYR:CD2	8:D:114:PRO:CB	2.86	0.58
17:N:24:THR:O	17:N:26:GLY:N	2.36	0.58
20:4:303:CLA:CGD	20:4:303:CLA:C2A	2.81	0.58
5:A:255:LEU:CD1	5:A:280:PHE:HZ	2.15	0.58
5:A:607:ASN:HD21	20:A:849:CLA:H42	1.68	0.58
22:A:843:BCR:C12	22:A:843:BCR:H341	2.32	0.58

Continued on next page...

Continued from previous page...

Atom-1	Atom-2	Interatomic distance (Å)	Clash overlap (Å)
6:B:269:TRP:HD1	6:B:497:TRP:CH2	2.22	0.58
20:B:803:CLA:HBB	20:B:803:CLA:C4	2.29	0.58
11:G:92:GLY:O	11:G:93:TYR:C	2.41	0.58
20:H:101:CLA:CMA	20:H:101:CLA:C2	2.81	0.58
20:L:208:CLA:HED2	20:L:208:CLA:HAA2	1.86	0.58
18:R:3:UNK:O	18:R:4:UNK:CB	2.51	0.58
4:4:106:TRP:CH2	20:4:303:CLA:HBC1	2.38	0.58
5:A:21:LEU:O	5:A:21:LEU:HD13	2.03	0.58
5:A:21:LEU:HB2	5:A:22:VAL:O	2.04	0.58
5:A:122:VAL:HA	5:A:133:ASN:HD21	1.68	0.58
5:A:513:LEU:HB3	5:A:529:LEU:HD13	1.85	0.58
5:A:708:VAL:O	5:A:711:HIS:HB2	2.04	0.58
5:A:733:VAL:HG11	20:A:838:CLA:C1D	2.33	0.58
6:B:127:ILE:CD1	6:B:193:HIS:CE1	2.87	0.58
6:B:351:HIS:NE2	20:B:827:CLA:NC	2.52	0.58
6:B:438:VAL:HG22	20:B:833:CLA:HMC3	1.85	0.58
6:B:493:TRP:CH2	20:B:835:CLA:HBA1	2.38	0.58
6:B:577:TYR:HE2	6:B:578:LEU:HD12	1.68	0.58
6:B:648:TRP:CZ2	20:B:802:CLA:H62	2.39	0.58
10:F:123:VAL:HB	10:F:126:ALA:C	2.24	0.58
12:H:72:ALA:HA	19:Z:2:FRU:C6	2.33	0.58
16:L:10:VAL:O	16:L:10:VAL:CG2	2.52	0.58
2:2:79:TRP:CG	2:2:79:TRP:O	2.57	0.58
4:4:90:LEU:HD22	4:4:90:LEU:N	2.17	0.58
5:A:281:LEU:O	5:A:282:THR:C	2.42	0.58
21:A:853:LMU:H81	21:A:853:LMU:C3	2.34	0.58
21:A:853:LMU:C9	21:A:853:LMU:H32	2.34	0.58
6:B:266:GLN:HE21	6:B:363:GLN:HG2	1.69	0.58
20:B:831:CLA:HMB2	20:F:201:CLA:CHB	2.34	0.58
9:E:48:ASN:ND2	9:E:71:LYS:NZ	2.51	0.58
10:F:21:ALA:O	10:F:22:LEU:C	2.42	0.58
20:F:201:CLA:HHD	20:F:201:CLA:HBC2	1.80	0.58
20:1:206:CLA:CBC	20:1:206:CLA:CHD	2.82	0.58
20:2:303:CLA:O1A	20:2:303:CLA:H2	2.04	0.58
4:4:90:LEU:H	4:4:90:LEU:CD2	2.16	0.58
5:A:141:ARG:HG3	5:A:141:ARG:NH2	2.10	0.58
5:A:310:PHE:HE2	20:A:818:CLA:HMC3	1.69	0.58
5:A:413:HIS:ND1	5:A:416:ILE:HD12	2.19	0.58
5:A:415:ALA:HB2	5:A:560:VAL:HG12	1.85	0.58
20:A:813:CLA:HMA2	20:A:813:CLA:C2	2.33	0.58
23:A:842:PQN:H142	22:F:203:BCR:HC22	1.84	0.58

Continued on next page...

Continued from previous page...

Atom-1	Atom-2	Interatomic distance (Å)	Clash overlap (Å)
6:B:156:HIS:O	6:B:163:PRO:HB3	2.04	0.58
20:B:826:CLA:H11	20:B:839:CLA:CAD	2.33	0.58
20:B:834:CLA:HBB2	22:B:846:BCR:C38	2.34	0.58
20:B:838:CLA:HBB	20:B:839:CLA:OBD	2.04	0.58
9:E:39:LEU:HA	9:E:46:PHE:CE1	2.38	0.58
10:F:46:MET:O	10:F:48:LYS:N	2.37	0.58
16:L:25:THR:HB	16:L:26:PRO:CD	2.34	0.58
17:N:65:LEU:HD23	17:N:66:ASP:O	2.03	0.58
19:Q:1:GLC:C5	19:Q:2:FRU:O5	2.51	0.58
2:2:54:TRP:HZ2	2:2:109:ARG:HB3	1.69	0.57
2:2:72:GLY:C	2:2:74:LEU:H	2.04	0.57
4:4:147:LEU:CD2	4:4:148:GLU:CG	2.76	0.57
5:A:397:THR:HB	5:A:613:ILE:HG12	1.85	0.57
5:A:431:LEU:O	5:A:435:VAL:HG12	2.04	0.57
20:A:801:CLA:HBC2	20:A:801:CLA:CMC	2.26	0.57
20:A:826:CLA:C7	22:A:845:BCR:H372	2.33	0.57
22:A:843:BCR:C23	22:A:843:BCR:C40	2.82	0.57
6:B:122:GLN:O	6:B:126:THR:OG1	2.13	0.57
6:B:510:LEU:H	6:B:510:LEU:CD2	2.16	0.57
20:B:835:CLA:HBC2	20:B:835:CLA:HHD	1.85	0.57
10:F:33:ALA:HA	10:F:36:SER:HB2	1.85	0.57
12:H:67:TYR:C	12:H:67:TYR:HD1	2.08	0.57
20:H:101:CLA:HMA1	20:H:101:CLA:C2	2.33	0.57
20:H:111:CLA:HHD	20:H:111:CLA:HBC2	1.86	0.57
20:K:103:CLA:O1A	20:K:103:CLA:CMA	2.52	0.57
16:L:63:LEU:HD22	16:L:64:LEU:N	2.17	0.57
16:L:135:GLY:HA2	16:L:138:LYS:HE2	1.86	0.57
2:2:211:LYS:HG2	3:3:113:LEU:CD1	2.23	0.57
3:3:162:PRO:HG2	3:3:164:PHE:CD1	2.40	0.57
21:3:320:LMU:O1'	21:3:320:LMU:C5	2.51	0.57
4:4:36:ASN:ND2	4:4:39:TRP:CZ2	2.72	0.57
5:A:365:LEU:HD22	20:A:805:CLA:HED3	1.83	0.57
6:B:29:HIS:HB2	20:B:830:CLA:HBA1	1.86	0.57
6:B:167:TRP:CZ2	20:B:812:CLA:HMA1	2.39	0.57
6:B:277:HIS:HE1	20:B:819:CLA:NC	2.02	0.57
6:B:382:ILE:CG2	6:B:383:MET:N	2.51	0.57
6:B:594:TRP:C	6:B:594:TRP:HD1	2.08	0.57
20:B:839:CLA:O1D	20:B:839:CLA:C2A	2.52	0.57
22:I:103:BCR:H291	22:L:211:BCR:H281	1.86	0.57
15:K:55:PHE:N	15:K:55:PHE:CD1	2.72	0.57
2:2:128:ASN:CG	2:2:130:LEU:HB2	2.24	0.57

Continued on next page...

Continued from previous page...

Atom-1	Atom-2	Interatomic distance (Å)	Clash overlap (Å)
3:3:92:TRP:HA	3:3:95:THR:OG1	1.98	0.57
5:A:229:ILE:HG12	5:A:243:PRO:HB3	1.85	0.57
5:A:508:THR:O	5:A:509:ALA:CB	2.53	0.57
20:A:807:CLA:HNB	20:A:808:CLA:HMB3	1.86	0.57
6:B:152:ALA:O	6:B:153:GLY:C	2.42	0.57
6:B:172:GLU:HG3	6:B:301:ILE:HG13	1.85	0.57
6:B:665:ILE:HD12	20:B:803:CLA:HBC1	1.86	0.57
21:H:105:LMU:C3	21:H:105:LMU:H1B	2.32	0.57
2:2:98:GLU:HG2	2:2:99:LEU:CD1	2.34	0.57
3:3:205:GLY:N	5:A:252:ARG:NH2	2.22	0.57
20:A:822:CLA:C1D	22:A:844:BCR:H19C	2.33	0.57
20:A:824:CLA:CHD	20:A:824:CLA:CBC	2.81	0.57
20:A:829:CLA:HMB2	20:L:201:CLA:C2D	2.33	0.57
6:B:76:ALA:O	6:B:79:GLN:N	2.38	0.57
6:B:183:PHE:HE1	20:B:814:CLA:H71	1.69	0.57
6:B:693:TRP:HD1	20:B:840:CLA:C1D	2.17	0.57
10:F:93:ILE:HG22	22:F:203:BCR:C37	2.35	0.57
11:G:26:PHE:HB2	11:G:27:GLN:NE2	2.14	0.57
11:G:40:GLY:C	11:G:41:MET:SD	2.83	0.57
13:I:11:LEU:CD1	22:I:103:BCR:C10	2.67	0.57
17:N:61:LEU:HD12	17:N:62:SER:N	2.19	0.57
17:N:74:LYS:O	17:N:75:TYR:C	2.41	0.57
17:N:76:LYS:O	17:N:77:CYS:O	2.21	0.57
17:N:84:LYS:C	17:N:85:TRP:HD1	2.08	0.57
4:4:58:MET:O	4:4:60:LEU:N	2.37	0.57
4:4:116:ASN:O	4:4:123:GLN:HG3	2.04	0.57
5:A:53:TRP:HA	5:A:56:ASN:CB	2.34	0.57
5:A:109:TRP:HA	5:A:116:ILE:HG13	1.86	0.57
5:A:331:LEU:HD21	5:A:343:HIS:C	2.12	0.57
20:A:806:CLA:HBA2	20:A:806:CLA:CED	2.34	0.57
20:A:851:CLA:CGA	20:A:851:CLA:H3A	2.34	0.57
6:B:22:TRP:CE2	20:B:840:CLA:HMB1	2.39	0.57
6:B:329:SER:O	6:B:330:ILE:HG22	2.03	0.57
6:B:418:ILE:O	6:B:422:LEU:HD12	2.04	0.57
6:B:576:PHE:CE2	20:B:830:CLA:HAC1	2.39	0.57
20:B:841:CLA:C19	13:I:21:MET:HB3	2.34	0.57
8:D:102:ARG:HH21	8:D:110:GLN:HB2	1.70	0.57
20:R:107:CLA:HBA2	20:R:107:CLA:HBD	1.87	0.57
2:2:128:ASN:ND2	14:J:3:ASP:HB3	2.19	0.57
21:2:313:LMU:C6'	21:2:313:LMU:H2B	2.35	0.57
21:2:320:LMU:O2'	21:2:320:LMU:C1	2.51	0.57

Continued on next page...

Continued from previous page...

Atom-1	Atom-2	Interatomic distance (Å)	Clash overlap (Å)
5:A:54:ILE:O	5:A:58:HIS:HD2	1.87	0.57
5:A:382:TYR:CE2	20:A:827:CLA:HED3	2.39	0.57
5:A:547:PHE:CE2	20:B:803:CLA:O1A	2.56	0.57
5:A:690:LEU:HD21	5:A:738:TYR:HE1	1.69	0.57
5:A:733:VAL:HG11	20:A:838:CLA:C2D	2.34	0.57
6:B:120:VAL:CA	6:B:123:TRP:HD1	2.14	0.57
20:B:809:CLA:H71	25:B:848:LMG:H381	1.85	0.57
12:H:20:GLN:CB	12:H:22:ASP:CB	2.68	0.57
17:N:34:THR:C	17:N:36:GLU:H	2.07	0.57
18:R:43:UNK:O	18:R:44:UNK:C	2.50	0.57
2:2:126:PRO:HG2	2:2:129:LYS:H	1.70	0.57
2:2:187:GLY:O	2:2:188:PRO:C	2.42	0.57
21:2:313:LMU:H72	21:2:313:LMU:H31	1.86	0.57
4:4:70:ILE:O	4:4:72:VAL:N	2.37	0.57
4:4:93:ILE:O	4:4:94:GLU:C	2.42	0.57
4:4:122:LYS:HD3	4:4:142:ASN:O	2.04	0.57
5:A:109:TRP:CH2	5:A:154:ARG:HD3	2.39	0.57
20:A:804:CLA:H12	20:A:811:CLA:C6	2.20	0.57
20:A:807:CLA:HMB2	22:J:102:BCR:HC7	1.86	0.57
6:B:77:TRP:CZ2	6:B:122:GLN:NE2	2.73	0.57
6:B:347:LEU:CD2	6:B:351:HIS:HE1	2.16	0.57
20:B:841:CLA:H2	23:B:843:PQN:H251	1.86	0.57
20:L:203:CLA:H112	20:L:203:CLA:H61	1.86	0.57
2:2:127:ASN:O	2:2:128:ASN:HB2	2.03	0.57
3:3:190:ALA:O	20:3:303:CLA:HMC1	2.05	0.57
4:4:106:TRP:CD1	20:4:301:CLA:CGD	2.88	0.57
5:A:112:ASP:O	5:A:116:ILE:HG12	2.05	0.57
5:A:426:THR:HA	5:A:428:TYR:CZ	2.40	0.57
6:B:408:LEU:O	6:B:411:MET:HB3	2.04	0.57
6:B:560:ASP:CG	7:C:52:LYS:HZ3	2.08	0.57
20:B:818:CLA:H52	20:B:827:CLA:CMB	2.31	0.57
10:F:151:ASP:CA	10:F:154:PHE:HB3	2.34	0.57
11:G:64:VAL:O	11:G:64:VAL:HG12	2.04	0.57
15:K:46:GLY:C	15:K:47:LEU:CG	2.74	0.57
1:1:28:GLY:HA2	20:1:212:CLA:C3C	2.35	0.57
1:1:105:ILE:O	1:1:108:VAL:HG12	2.05	0.57
2:2:54:TRP:HZ2	2:2:109:ARG:CD	2.13	0.57
21:2:313:LMU:H12	21:2:313:LMU:H72	1.76	0.57
4:4:91:PHE:CG	4:4:92:VAL:N	2.73	0.57
5:A:101:ALA:O	5:A:104:SER:HA	2.05	0.57
5:A:105:ASN:HB2	5:A:140:PHE:HZ	1.70	0.57

Continued on next page...

Continued from previous page...

Atom-1	Atom-2	Interatomic distance (Å)	Clash overlap (Å)
5:A:699:TYR:HD1	5:A:700:TRP:CD1	2.23	0.57
20:A:804:CLA:HBB2	20:A:806:CLA:CAD	2.34	0.57
20:A:831:CLA:CGD	16:L:73:PRO:HA	2.35	0.57
20:A:849:CLA:HMB3	20:A:850:CLA:CAD	2.35	0.57
20:B:818:CLA:HBD	20:B:827:CLA:HBB2	1.87	0.57
8:D:45:PHE:C	8:D:46:TYR:HD2	2.08	0.57
15:K:42:ALA:O	15:K:43:ARG:HG2	2.05	0.57
17:N:70:GLU:OE2	17:N:72:LYS:O	2.23	0.57
18:R:27:UNK:O	18:R:29:UNK:N	2.31	0.57
2:2:100:VAL:CG2	2:2:101:PHE:N	2.67	0.57
20:3:307:CLA:CBA	20:3:307:CLA:CBF	2.83	0.57
4:4:93:ILE:HG22	4:4:94:GLU:N	2.19	0.57
4:4:121:PHE:O	4:4:143:PHE:CD2	2.58	0.57
4:4:128:ALA:HB3	4:4:143:PHE:HE2	1.65	0.57
5:A:402:ILE:C	5:A:404:GLY:H	2.08	0.57
20:A:832:CLA:HMC1	20:A:832:CLA:HBC3	1.87	0.57
6:B:20:ARG:HH11	6:B:20:ARG:CB	2.17	0.57
6:B:167:TRP:HB2	11:G:41:MET:HE2	1.86	0.57
6:B:221:GLY:C	6:B:223:GLY:H	2.08	0.57
6:B:347:LEU:HD13	6:B:351:HIS:HD1	1.70	0.57
6:B:414:HIS:O	6:B:414:HIS:CG	2.58	0.57
6:B:693:TRP:CD1	20:B:840:CLA:C1D	2.88	0.57
7:C:77:MET:O	7:C:79:LEU:N	2.34	0.57
8:D:75:LEU:HD21	16:L:19:PHE:CD2	2.39	0.57
9:E:80:ASN:HB3	9:E:82:TYR:CE2	2.40	0.57
15:K:55:PHE:N	15:K:55:PHE:HD1	2.03	0.57
15:K:69:ILE:HA	15:K:72:VAL:CG1	2.33	0.57
16:L:25:THR:HB	16:L:26:PRO:HD2	1.87	0.57
17:N:42:PHE:H	17:N:43:PRO:CD	2.18	0.57
2:2:116:PRO:HB2	2:2:136:GLY:CA	2.35	0.56
4:4:73:PRO:HG2	20:4:310:CLA:HMD2	1.87	0.56
4:4:169:GLN:CG	20:4:304:CLA:CAC	2.82	0.56
5:A:132:LEU:HD11	5:A:674:ALA:HB2	1.86	0.56
5:A:364:MET:O	5:A:368:LEU:HB2	2.04	0.56
5:A:439:ARG:NH1	5:A:565:SER:O	2.37	0.56
6:B:127:ILE:CD1	6:B:193:HIS:HE1	2.18	0.56
6:B:284:PHE:O	6:B:288:GLY:N	2.31	0.56
6:B:406:ASN:C	6:B:406:ASN:HD22	2.09	0.56
6:B:414:HIS:HD2	20:B:831:CLA:HMA3	1.68	0.56
6:B:576:PHE:HE2	20:B:830:CLA:HAC1	1.70	0.56
6:B:686:PRO:HD3	20:L:201:CLA:O1A	2.05	0.56

Continued on next page...

Continued from previous page...

Atom-1	Atom-2	Interatomic distance (Å)	Clash overlap (Å)
8:D:86:LEU:C	8:D:90:LEU:HB3	2.26	0.56
11:G:44:PHE:N	11:G:47:GLY:H	2.02	0.56
17:N:42:PHE:O	17:N:43:PRO:C	2.43	0.56
22:2:318:BCR:H321	22:2:318:BCR:HC8	1.87	0.56
4:4:73:PRO:CB	4:4:75:TRP:HB2	2.34	0.56
4:4:102:GLU:OE2	20:4:313:CLA:CHC	2.53	0.56
4:4:104:ARG:HA	4:4:107:GLN:HE21	1.69	0.56
5:A:40:PHE:CZ	5:A:56:ASN:HB3	2.41	0.56
5:A:207:LEU:HD12	5:A:310:PHE:CD1	2.38	0.56
5:A:389:TYR:CE1	5:A:625:TRP:CD1	2.93	0.56
5:A:402:ILE:CD1	20:A:827:CLA:HBB2	2.35	0.56
5:A:700:TRP:HZ3	20:A:851:CLA:O1D	1.87	0.56
5:A:711:HIS:HB3	5:A:717:ALA:CB	2.32	0.56
6:B:196:HIS:CE1	20:B:816:CLA:ND	2.73	0.56
6:B:299:HIS:HE1	20:B:823:CLA:HMD1	1.70	0.56
6:B:632:ILE:C	6:B:634:GLY:H	2.08	0.56
20:B:816:CLA:HMA1	22:B:845:BCR:H372	1.87	0.56
7:C:60:THR:CG2	7:C:63:LEU:O	2.53	0.56
10:F:37:ALA:N	10:F:38:PRO:HD3	2.20	0.56
10:F:91:LEU:O	10:F:94:ALA:O	2.23	0.56
14:J:18:TRP:CH2	14:J:22:LEU:HD22	2.40	0.56
20:J:103:CLA:O1A	20:J:103:CLA:C14	2.52	0.56
20:K:101:CLA:HMD1	20:K:102:CLA:C4A	2.35	0.56
16:L:124:LYS:O	16:L:126:GLN:N	2.35	0.56
2:2:164:ILE:O	2:2:167:GLY:CA	2.53	0.56
20:3:311:CLA:O2D	20:3:311:CLA:H2A	2.05	0.56
20:3:315:CLA:HBC2	20:3:315:CLA:CHD	2.35	0.56
4:4:36:ASN:OD1	4:4:39:TRP:CD2	2.59	0.56
4:4:71:ASN:O	4:4:73:PRO:N	2.38	0.56
4:4:93:ILE:O	4:4:95:PHE:N	2.39	0.56
4:4:104:ARG:NE	4:4:105:ARG:N	2.53	0.56
4:4:128:ALA:C	4:4:130:GLU:H	2.08	0.56
4:4:140:PRO:O	4:4:141:LEU:HB2	2.04	0.56
5:A:553:VAL:O	5:A:557:LEU:HB2	2.05	0.56
5:A:625:TRP:HB3	5:A:637:ILE:HD11	1.87	0.56
20:A:826:CLA:H111	22:J:102:BCR:H353	1.87	0.56
6:B:34:HIS:O	6:B:36:ASP:N	2.37	0.56
6:B:70:TRP:HB3	6:B:136:TYR:OH	2.03	0.56
6:B:482:ASN:OD1	6:B:485:ALA:HB2	2.04	0.56
6:B:710:LEU:C	6:B:712:HIS:N	2.58	0.56
20:B:826:CLA:H72	20:B:839:CLA:C3D	2.35	0.56

Continued on next page...

Continued from previous page...

Atom-1	Atom-2	Interatomic distance (Å)	Clash overlap (Å)
20:B:836:CLA:HBC3	20:B:836:CLA:CHD	2.33	0.56
9:E:44:TYR:CE1	9:E:73:ASN:HA	2.40	0.56
10:F:52:ARG:NH1	10:F:55:ASN:OD1	2.36	0.56
12:H:14:ILE:O	12:H:16:ASN:N	2.37	0.56
15:K:46:GLY:O	15:K:47:LEU:HB2	2.03	0.56
21:K:105:LMU:H42	21:K:105:LMU:C8	2.21	0.56
16:L:9:GLN:HG3	16:L:10:VAL:H	1.71	0.56
16:L:124:LYS:HB2	16:L:124:LYS:NZ	2.19	0.56
16:L:161:LEU:HD12	16:L:161:LEU:C	2.26	0.56
16:L:163:LEU:HB3	16:L:164:PRO:HD3	1.57	0.56
1:1:48:ARG:O	1:1:52:LEU:HB2	2.05	0.56
2:2:90:ASP:HB3	2:2:94:LEU:HB2	1.87	0.56
3:3:74:ALA:CA	20:3:306:CLA:C3D	2.67	0.56
5:A:66:SER:O	5:A:67:HIS:HB2	2.05	0.56
5:A:105:ASN:HB2	5:A:140:PHE:CZ	2.41	0.56
5:A:174:PHE:O	5:A:175:ALA:HB2	2.04	0.56
5:A:249:ILE:C	5:A:251:ASN:H	2.09	0.56
5:A:392:GLN:HA	5:A:395:LEU:HD23	1.88	0.56
20:B:831:CLA:CMA	20:F:201:CLA:O1A	2.54	0.56
7:C:1:MET:HE2	8:D:154:TYR:OH	2.06	0.56
7:C:7:ILE:O	7:C:8:TYR:C	2.42	0.56
10:F:20:GLN:O	10:F:21:ALA:CB	2.54	0.56
15:K:1:ASP:CA	15:K:5:SER:HB3	2.27	0.56
17:N:49:CYS:O	17:N:50:GLN:C	2.44	0.56
17:N:57:LYS:N	17:N:60:PHE:O	2.38	0.56
1:1:111:GLN:HA	1:1:111:GLN:HE21	1.71	0.56
1:1:115:GLU:HG3	1:1:116:LYS:H	1.71	0.56
4:4:35:GLU:CB	4:4:36:ASN:HB3	2.28	0.56
4:4:81:GLU:O	4:4:82:GLU:HG2	2.06	0.56
5:A:58:HIS:CE1	20:A:803:CLA:C1D	2.89	0.56
5:A:79:PHE:HE2	5:A:185:HIS:CE1	2.24	0.56
5:A:109:TRP:HH2	5:A:154:ARG:HD3	1.70	0.56
20:A:826:CLA:H71	22:A:845:BCR:H372	1.87	0.56
20:A:835:CLA:C20	20:L:201:CLA:HBB2	2.35	0.56
20:A:851:CLA:H11	6:B:431:PHE:CE1	2.41	0.56
6:B:154:TRP:CD1	6:B:158:GLN:CG	2.89	0.56
20:B:810:CLA:H102	20:B:810:CLA:H142	1.86	0.56
8:D:44:GLU:CB	8:D:46:TYR:HE2	2.08	0.56
8:D:58:PHE:HD2	8:D:59:GLU:H	1.52	0.56
15:K:44:GLU:C	15:K:46:GLY:HA2	2.25	0.56
15:K:72:VAL:HG13	15:K:73:GLY:N	2.20	0.56

Continued on next page...

Continued from previous page...

Atom-1	Atom-2	Interatomic distance (Å)	Clash overlap (Å)
17:N:63:ASP:N	17:N:64:ASP:C	2.59	0.56
2:2:203:THR:C	2:2:204:ILE:HG12	2.25	0.56
20:2:305:CLA:HMC1	20:2:305:CLA:HBC2	1.87	0.56
3:3:194:ILE:HA	3:3:197:TYR:CE1	2.40	0.56
5:A:42:ARG:C	5:A:44:ILE:N	2.59	0.56
5:A:302:HIS:HB2	20:A:817:CLA:CHB	2.35	0.56
5:A:680:LEU:HB3	20:A:850:CLA:C2	2.36	0.56
20:A:806:CLA:HED2	20:A:806:CLA:HBA2	1.86	0.56
6:B:278:LEU:O	6:B:281:ALA:N	2.38	0.56
6:B:388:ALA:C	6:B:391:PRO:CD	2.73	0.56
6:B:577:TYR:CE2	6:B:578:LEU:HD12	2.41	0.56
20:B:817:CLA:HED2	20:B:817:CLA:CBA	2.36	0.56
7:C:28:MET:HB3	8:D:122:LYS:O	2.06	0.56
16:L:48:ASN:HB2	16:L:50:LEU:HD22	1.88	0.56
20:L:201:CLA:HMB1	20:L:203:CLA:HAA2	1.86	0.56
21:R:106:LMU:H6D	21:R:106:LMU:O6B	2.06	0.56
20:2:307:CLA:H41	20:2:307:CLA:C9	2.29	0.56
20:3:315:CLA:HMA2	20:3:315:CLA:O2A	2.06	0.56
5:A:377:TYR:CD1	5:A:616:PHE:HE1	2.24	0.56
5:A:711:HIS:CE1	20:A:837:CLA:HAC1	2.40	0.56
6:B:496:GLY:O	6:B:499:ASN:HB2	2.06	0.56
20:B:820:CLA:OBD	20:B:823:CLA:CBC	2.52	0.56
9:E:36:VAL:CG2	9:E:52:VAL:HG22	2.35	0.56
9:E:44:TYR:CZ	9:E:73:ASN:HA	2.41	0.56
21:R:104:LMU:O2'	21:R:104:LMU:H1B	2.05	0.56
2:2:191:ASN:CB	19:O:1:GLC:C6	2.84	0.56
5:A:310:PHE:H	5:A:313:ALA:HB3	1.71	0.56
5:A:462:ILE:HG21	20:A:831:CLA:CMC	2.36	0.56
5:A:491:TRP:CD1	5:A:492:ILE:HG23	2.41	0.56
5:A:698:GLY:CA	6:B:570:ILE:HG21	2.36	0.56
5:A:699:TYR:O	6:B:536:LYS:NZ	2.38	0.56
21:A:848:LMU:H52	21:A:848:LMU:C1	2.36	0.56
6:B:120:VAL:HA	6:B:123:TRP:HE1	1.71	0.56
6:B:558:PRO:HG2	6:B:703:VAL:CB	2.21	0.56
20:B:827:CLA:H71	22:B:846:BCR:H14C	1.87	0.56
8:D:75:LEU:HD21	16:L:19:PHE:CZ	2.41	0.56
11:G:24:PHE:CE1	11:G:27:GLN:O	2.59	0.56
12:H:25:GLY:C	12:H:27:ASP:H	1.93	0.56
13:I:22:ALA:O	13:I:23:SER:C	2.43	0.56
17:N:38:GLY:HA3	17:N:46:PHE:CD1	2.41	0.56
18:R:38:UNK:O	18:R:42:UNK:CB	2.53	0.56

Continued on next page...

Continued from previous page...

Atom-1	Atom-2	Interatomic distance (Å)	Clash overlap (Å)
2:2:129:LYS:HA	2:2:131:THR:HG23	1.86	0.56
20:3:315:CLA:HMA2	20:3:315:CLA:C1	2.36	0.56
5:A:401:TRP:HD1	20:A:826:CLA:CHC	2.18	0.56
5:A:448:TRP:CD1	20:A:830:CLA:CED	2.89	0.56
5:A:455:PHE:HD1	20:A:830:CLA:CMA	2.19	0.56
5:A:641:ASN:HD22	5:A:641:ASN:H	1.54	0.56
20:A:825:CLA:H143	20:A:825:CLA:H101	1.88	0.56
6:B:49:SER:O	6:B:52:GLY:N	2.39	0.56
6:B:213:LEU:HD12	6:B:214:ASP:N	2.21	0.56
6:B:475:ASP:HA	6:B:480:SER:HA	1.88	0.56
7:C:5:VAL:HB	7:C:65:VAL:CG2	2.36	0.56
8:D:48:ILE:HG22	8:D:83:CYS:HB2	1.86	0.56
8:D:79:ARG:H	8:D:82:GLN:NE2	2.04	0.56
10:F:17:ARG:HA	10:F:17:ARG:NE	2.20	0.56
11:G:28:ARG:NH2	11:G:29:GLU:O	2.39	0.56
12:H:67:TYR:C	12:H:67:TYR:CD1	2.80	0.56
20:K:102:CLA:HBC1	21:K:105:LMU:O3B	2.04	0.56
16:L:48:ASN:HB3	16:L:49:PRO:CD	2.36	0.56
17:N:25:THR:CG2	17:N:26:GLY:N	2.69	0.56
17:N:61:LEU:O	17:N:62:SER:HB2	2.05	0.56
17:N:76:LYS:HG3	17:N:77:CYS:N	2.12	0.56
18:R:38:UNK:C	18:R:42:UNK:CB	2.83	0.56
19:Q:2:FRU:H62	19:Q:2:FRU:H11	1.88	0.56
22:2:318:BCR:H311	22:2:318:BCR:HC8	1.87	0.56
3:3:49:ILE:HA	3:3:51:PRO:HD2	1.88	0.56
3:3:97:PHE:CE2	3:3:98:ILE:HG21	2.35	0.56
4:4:84:PHE:O	4:4:85:ALA:CB	2.54	0.56
5:A:124:TRP:HD1	20:A:809:CLA:HED2	1.71	0.56
5:A:672:LEU:HD23	5:A:672:LEU:H	1.71	0.56
6:B:305:LEU:O	6:B:306:GLU:C	2.44	0.56
6:B:731:GLY:O	6:B:732:LYS:HB2	2.04	0.56
20:B:838:CLA:CGA	20:B:838:CLA:C1A	2.84	0.56
9:E:63:TYR:HA	9:E:83:ALA:HB2	1.88	0.56
22:I:103:BCR:C8	22:I:103:BCR:H311	2.35	0.56
1:1:149:LYS:HB3	20:1:206:CLA:CMC	2.35	0.55
2:2:171:MET:HE3	2:2:175:MET:HB2	1.87	0.55
3:3:48:PHE:CD2	3:3:49:ILE:CG2	2.69	0.55
4:4:106:TRP:CE3	20:4:313:CLA:HMA1	2.40	0.55
5:A:32:GLU:OE2	20:A:811:CLA:HMA2	2.06	0.55
5:A:578:ARG:O	5:A:579:PHE:CD1	2.59	0.55
20:A:820:CLA:C1C	20:A:820:CLA:H52	2.36	0.55

Continued on next page...

Continued from previous page...

Atom-1	Atom-2	Interatomic distance (Å)	Clash overlap (Å)
20:A:831:CLA:O1D	16:L:73:PRO:HA	2.04	0.55
6:B:55:ALA:HB1	6:B:150:LEU:CD1	2.37	0.55
6:B:649:MET:O	6:B:653:GLY:N	2.38	0.55
6:B:681:ALA:O	6:B:684:ARG:N	2.30	0.55
22:B:801:BCR:C33	20:L:209:CLA:NB	2.44	0.55
8:D:113:HIS:N	8:D:114:PRO:CD	2.69	0.55
9:E:73:ASN:HD22	9:E:73:ASN:C	2.08	0.55
12:H:63:SER:O	12:H:67:TYR:CB	2.54	0.55
13:I:11:LEU:HG	22:I:103:BCR:HC7	1.85	0.55
16:L:128:ASP:CG	16:L:129:GLN:N	2.59	0.55
17:N:1:GLY:O	17:N:2:VAL:CG1	2.53	0.55
3:3:201:ALA:C	3:3:202:LEU:HD22	2.27	0.55
5:A:81:ALA:CA	20:A:804:CLA:HMA1	2.35	0.55
5:A:123:VAL:HG22	5:A:133:ASN:OD1	2.06	0.55
5:A:214:GLY:O	5:A:215:SER:CB	2.53	0.55
5:A:436:LEU:O	5:A:439:ARG:HB3	2.05	0.55
5:A:478:SER:C	5:A:480:THR:H	2.10	0.55
6:B:645:VAL:HG11	20:B:810:CLA:HAC1	1.88	0.55
6:B:646:TRP:O	6:B:649:MET:HB2	2.06	0.55
6:B:666:SER:CB	6:B:671:TRP:HE1	2.14	0.55
20:B:824:CLA:HBC3	20:B:824:CLA:CMC	2.32	0.55
20:B:838:CLA:C6	22:F:204:BCR:H323	2.36	0.55
8:D:48:ILE:CG2	8:D:83:CYS:HB2	2.37	0.55
8:D:75:LEU:HD22	8:D:76:LYS:H	1.70	0.55
9:E:87:VAL:C	9:E:89:GLU:N	2.57	0.55
10:F:103:SER:C	10:F:105:LEU:N	2.60	0.55
13:I:2:ILE:HG12	13:I:3:ASN:ND2	2.21	0.55
22:I:103:BCR:C39	22:L:211:BCR:H401	2.35	0.55
20:L:203:CLA:C9	22:L:211:BCR:H321	2.36	0.55
1:1:185:TRP:CH2	20:1:213:CLA:H2	2.41	0.55
5:A:144:GLN:CG	5:A:145:ILE:H	2.19	0.55
5:A:230:ASN:HA	5:A:233:LEU:HB2	1.88	0.55
5:A:472:ARG:HG2	6:B:97:GLY:HA3	1.88	0.55
5:A:709:TRP:CZ3	6:B:417:ALA:HA	2.42	0.55
20:A:826:CLA:H72	22:A:845:BCR:H371	1.87	0.55
20:A:832:CLA:H2A	20:A:832:CLA:O1D	2.05	0.55
6:B:559:CYS:HB2	6:B:702:ILE:HD12	1.87	0.55
6:B:670:TYR:C	6:B:670:TYR:CD1	2.80	0.55
20:B:822:CLA:CHD	20:B:822:CLA:CBC	2.83	0.55
21:F:202:LMU:H11	21:F:202:LMU:H92	1.87	0.55
20:K:101:CLA:OBD	20:K:102:CLA:CHB	2.55	0.55

Continued on next page...

Continued from previous page...

Atom-1	Atom-2	Interatomic distance (Å)	Clash overlap (Å)
4:4:73:PRO:O	4:4:74:LYS:CG	2.54	0.55
5:A:88:ILE:HG22	5:A:89:ILE:H	1.72	0.55
5:A:103:PHE:HE1	20:A:807:CLA:CGD	2.19	0.55
5:A:255:LEU:HD11	5:A:280:PHE:HZ	1.71	0.55
5:A:479:ASP:OD2	5:A:536:THR:HG23	2.05	0.55
5:A:514:THR:HB	5:A:532:ILE:CG2	2.37	0.55
5:A:586:ARG:H	7:C:49:VAL:CG2	2.18	0.55
20:A:830:CLA:H101	20:A:830:CLA:C14	2.36	0.55
6:B:17:THR:HA	6:B:696:LYS:H	1.71	0.55
6:B:167:TRP:CZ2	20:B:814:CLA:HAC2	2.41	0.55
6:B:195:VAL:HA	6:B:199:ILE:HG13	1.89	0.55
9:E:69:PHE:HD2	9:E:71:LYS:HG2	1.72	0.55
16:L:165:TYR:CG	16:L:165:TYR:O	2.58	0.55
18:R:26:UNK:O	18:R:27:UNK:C	2.55	0.55
2:2:102:ILE:HD11	20:2:311:CLA:HMD1	1.87	0.55
21:2:313:LMU:C2	21:2:313:LMU:O5'	2.53	0.55
3:3:50:GLU:H	3:3:51:PRO:HD3	1.71	0.55
21:4:321:LMU:O2B	21:4:321:LMU:H6D	2.06	0.55
5:A:132:LEU:HD23	6:B:446:PHE:HE1	1.72	0.55
5:A:269:PHE:HE1	15:K:14:THR:CG2	2.06	0.55
20:A:808:CLA:HBB2	20:A:809:CLA:C3D	2.36	0.55
6:B:50:HIS:HA	6:B:53:GLN:HB2	1.89	0.55
6:B:529:THR:O	6:B:533:ILE:HG22	2.07	0.55
6:B:573:TRP:O	6:B:577:TYR:N	2.31	0.55
7:C:62:PHE:CE1	9:E:42:GLU:HB2	2.41	0.55
10:F:22:LEU:C	10:F:24:LYS:H	2.09	0.55
10:F:131:PHE:O	10:F:133:GLY:N	2.40	0.55
12:H:21:TRP:H	12:H:22:ASP:HB3	1.72	0.55
12:H:36:GLN:HG2	12:H:36:GLN:O	2.05	0.55
18:R:8:UNK:CB	20:R:107:CLA:CED	2.84	0.55
2:2:44:ASN:HD21	14:J:1:MET:HB2	1.70	0.55
2:2:59:ALA:CB	2:2:172:LEU:HD22	2.36	0.55
3:3:202:LEU:HB3	3:3:204:THR:HG23	1.87	0.55
20:3:310:CLA:CHD	20:3:310:CLA:CBC	2.77	0.55
4:4:71:ASN:C	4:4:73:PRO:HD3	2.27	0.55
4:4:107:GLN:O	20:4:301:CLA:HMA1	2.04	0.55
5:A:393:LEU:HG	5:A:394:SER:N	2.21	0.55
5:A:396:PHE:CG	5:A:396:PHE:O	2.58	0.55
5:A:432:LEU:C	5:A:434:ARG:N	2.59	0.55
5:A:464:ASN:O	5:A:468:SER:N	2.39	0.55
20:A:831:CLA:HBC2	20:H:111:CLA:HBC1	1.88	0.55

Continued on next page...

Continued from previous page...

Atom-1	Atom-2	Interatomic distance (Å)	Clash overlap (Å)
6:B:197:VAL:O	6:B:198:ALA:HB2	2.06	0.55
6:B:203:ARG:HB3	6:B:270:LEU:HD12	1.87	0.55
7:C:35:LYS:C	7:C:37:LYS:H	2.08	0.55
7:C:55:GLU:HG3	7:C:60:THR:HG22	1.88	0.55
17:N:4:GLU:HG3	17:N:4:GLU:O	2.06	0.55
17:N:73:ASP:O	17:N:75:TYR:N	2.39	0.55
21:R:102:LMU:H5B	21:R:102:LMU:O6'	2.06	0.55
2:2:188:PRO:HB2	2:2:189:ILE:HD13	1.88	0.55
4:4:95:PHE:HD1	4:4:95:PHE:H	1.51	0.55
4:4:105:ARG:HG3	4:4:105:ARG:O	2.05	0.55
4:4:160:MET:HE1	20:4:306:CLA:CAB	2.34	0.55
5:A:707:ILE:C	5:A:711:HIS:HD2	2.10	0.55
20:A:849:CLA:HMB3	20:A:850:CLA:HMD1	1.89	0.55
6:B:124:TRP:CD1	6:B:124:TRP:C	2.79	0.55
6:B:132:ASN:HA	6:B:135:LEU:HG	1.88	0.55
6:B:174:ARG:CB	20:B:814:CLA:CBC	2.79	0.55
6:B:424:TRP:CE2	20:F:201:CLA:HAC1	2.42	0.55
6:B:544:SER:O	6:B:546:LEU:N	2.39	0.55
14:J:9:SER:O	14:J:10:VAL:CB	2.54	0.55
20:K:104:CLA:HBC3	20:K:104:CLA:CHD	2.31	0.55
17:N:54:LYS:HB3	17:N:57:LYS:CE	2.37	0.55
17:N:65:LEU:O	17:N:66:ASP:C	2.44	0.55
21:2:313:LMU:O5'	21:2:313:LMU:H32	2.07	0.55
3:3:199:VAL:HG22	20:3:305:CLA:C3C	2.36	0.55
5:A:25:ASP:HA	5:A:27:ILE:N	2.22	0.55
5:A:308:ILE:HG21	20:A:816:CLA:HMC2	1.87	0.55
6:B:292:ARG:NH2	6:B:297:ILE:H	2.04	0.55
20:B:826:CLA:HBA1	20:B:827:CLA:HED3	1.88	0.55
11:G:93:TYR:HA	11:G:94:ASP:CG	2.26	0.55
20:H:101:CLA:C3A	20:H:101:CLA:CGA	2.85	0.55
16:L:161:LEU:HD12	16:L:162:ASP:C	2.26	0.55
17:N:67:LEU:HB2	17:N:68:GLU:CB	2.37	0.55
18:R:27:UNK:C	18:R:29:UNK:H	2.14	0.55
1:1:167:ALA:C	1:1:169:PRO:HD3	2.27	0.55
1:1:182:ALA:O	1:1:183:ASP:O	2.24	0.55
20:1:211:CLA:HED2	20:1:211:CLA:OBD	2.07	0.55
20:1:211:CLA:CAD	20:1:211:CLA:CED	2.84	0.55
20:2:311:CLA:HMC1	20:2:311:CLA:CBC	2.35	0.55
20:2:312:CLA:HED2	20:J:101:CLA:CMA	2.32	0.55
4:4:121:PHE:HB2	4:4:128:ALA:HB3	1.89	0.55
5:A:98:PHE:O	5:A:99:HIS:CB	2.54	0.55

Continued on next page...

Continued from previous page...

Atom-1	Atom-2	Interatomic distance (Å)	Clash overlap (Å)
5:A:225:VAL:O	5:A:229:ILE:HB	2.07	0.55
5:A:372:VAL:HG22	20:A:818:CLA:C4	2.37	0.55
5:A:425:THR:O	5:A:428:TYR:CE1	2.60	0.55
20:A:806:CLA:O1A	20:A:828:CLA:HMB2	2.06	0.55
6:B:31:PHE:O	6:B:37:ILE:HG21	2.06	0.55
6:B:304:ILE:HD11	20:B:820:CLA:HED2	1.87	0.55
6:B:535:VAL:HG22	6:B:539:LEU:HD23	1.89	0.55
20:B:802:CLA:CBB	20:B:803:CLA:CHB	2.84	0.55
20:B:829:CLA:H101	22:B:845:BCR:H343	1.89	0.55
22:B:845:BCR:H331	22:B:845:BCR:HC8	1.87	0.55
7:C:11:CYS:SG	7:C:12:ILE:N	2.79	0.55
8:D:60:MET:HG3	8:D:61:PRO:O	2.07	0.55
8:D:64:GLY:O	8:D:65:ALA:CB	2.55	0.55
8:D:122:LYS:NZ	8:D:124:ASN:OD1	2.40	0.55
11:G:83:TYR:O	11:G:83:TYR:CG	2.59	0.55
20:K:104:CLA:H2A	20:K:104:CLA:O2D	2.06	0.55
18:R:8:UNK:CB	20:R:107:CLA:O2D	2.55	0.55
18:R:38:UNK:C	18:R:42:UNK:C	2.85	0.55
4:4:101:VAL:O	4:4:104:ARG:NH2	2.40	0.55
5:A:281:LEU:O	5:A:283:PHE:N	2.39	0.55
5:A:284:ARG:HA	5:A:284:ARG:NH1	2.21	0.55
5:A:284:ARG:HH22	5:A:507:ALA:C	2.10	0.55
5:A:418:MET:O	5:A:564:ARG:HD2	2.06	0.55
5:A:584:PRO:HG3	6:B:559:CYS:SG	2.46	0.55
20:A:808:CLA:HAA2	20:A:826:CLA:HED3	1.89	0.55
21:A:854:LMU:H1'	21:A:854:LMU:O6'	2.07	0.55
6:B:187:SER:O	6:B:188:LEU:C	2.43	0.55
6:B:261:PHE:CZ	6:B:500:ALA:HB2	2.42	0.55
6:B:291:TYR:CE1	20:B:820:CLA:HED1	2.42	0.55
6:B:646:TRP:CH2	6:B:726:ILE:HG21	2.42	0.55
20:B:810:CLA:CGA	20:B:810:CLA:C1A	2.85	0.55
20:B:820:CLA:HBB2	20:B:825:CLA:H41	1.88	0.55
20:B:830:CLA:HMD2	25:B:848:LMG:H341	1.89	0.55
10:F:58:LYS:O	10:F:60:GLY:N	2.40	0.55
11:G:43:HIS:CB	11:G:44:PHE:CD1	2.76	0.55
11:G:78:GLY:O	11:G:79:HIS:ND1	2.40	0.55
21:H:105:LMU:H1B	21:H:105:LMU:O1'	2.07	0.55
17:N:33:TYR:O	17:N:34:THR:CG2	2.55	0.55
2:2:129:LYS:C	2:2:131:THR:N	2.60	0.54
3:3:158:TYR:OH	20:3:304:CLA:C2B	2.54	0.54
4:4:52:MET:CE	4:4:156:ASN:HB2	2.37	0.54

Continued on next page...

Continued from previous page...

Atom-1	Atom-2	Interatomic distance (Å)	Clash overlap (Å)
4:4:99:HIS:ND1	4:4:99:HIS:C	2.59	0.54
4:4:158:ARG:HA	4:4:161:LEU:CD1	2.36	0.54
5:A:79:PHE:CE2	5:A:185:HIS:CE1	2.95	0.54
5:A:362:LEU:CB	5:A:410:ALA:HB2	2.35	0.54
6:B:29:HIS:CD2	20:B:808:CLA:CBB	2.90	0.54
6:B:232:LEU:HD21	6:B:235:GLN:OE1	2.08	0.54
20:B:821:CLA:HBB2	11:G:18:LEU:HD13	1.88	0.54
15:K:39:LYS:N	15:K:39:LYS:HD2	2.21	0.54
2:2:79:TRP:CD1	2:2:81:THR:CG2	2.91	0.54
21:2:313:LMU:H72	21:2:313:LMU:C3	2.37	0.54
3:3:56:TYR:HD1	3:3:185:LYS:HZ1	1.52	0.54
3:3:98:ILE:C	17:N:63:ASP:O	2.45	0.54
3:3:134:LYS:O	3:3:135:PRO:C	2.45	0.54
4:4:81:GLU:O	4:4:82:GLU:CG	2.55	0.54
4:4:147:LEU:HD22	4:4:148:GLU:N	2.22	0.54
20:4:318:CLA:HBA1	20:4:318:CLA:CED	2.37	0.54
5:A:394:SER:HB2	20:A:826:CLA:CMA	2.30	0.54
5:A:462:ILE:CD1	20:B:802:CLA:H72	2.37	0.54
6:B:124:TRP:CG	6:B:129:LEU:HD13	2.42	0.54
6:B:292:ARG:HH22	6:B:297:ILE:HG13	1.72	0.54
12:H:21:TRP:H	12:H:22:ASP:HA	1.68	0.54
16:L:36:TYR:O	16:L:37:LEU:HB3	2.06	0.54
17:N:62:SER:HB2	17:N:66:ASP:OD1	2.07	0.54
19:Z:1:GLC:O2	19:Z:1:GLC:H5	2.06	0.54
2:2:41:LEU:O	2:2:43:TRP:N	2.41	0.54
4:4:160:MET:CE	4:4:163:PHE:CD2	2.89	0.54
5:A:401:TRP:CB	20:A:826:CLA:HMC3	2.38	0.54
5:A:406:LEU:HD11	20:A:806:CLA:HMB3	1.90	0.54
5:A:581:CYS:HB2	5:A:590:CYS:O	2.07	0.54
20:A:809:CLA:H51	22:J:102:BCR:H10C	1.90	0.54
21:A:852:LMU:O3'	21:A:852:LMU:H1B	2.08	0.54
6:B:292:ARG:HH22	20:B:821:CLA:HED1	1.72	0.54
6:B:393:PHE:CD2	6:B:397:ASP:OD1	2.53	0.54
6:B:561:GLY:HA3	7:C:52:LYS:CB	2.38	0.54
7:C:44:ARG:HH21	8:D:127:ARG:CB	2.09	0.54
9:E:36:VAL:C	9:E:49:VAL:HG13	2.28	0.54
9:E:45:TRP:CZ3	9:E:78:SER:OG	2.61	0.54
16:L:60:HIS:HD1	20:L:203:CLA:C19	2.19	0.54
17:N:61:LEU:HG	17:N:64:ASP:HB2	1.89	0.54
20:2:312:CLA:CGA	20:2:312:CLA:C3A	2.86	0.54
3:3:66:MET:HG2	3:3:195:LEU:HD11	1.88	0.54

Continued on next page...

Continued from previous page...

Atom-1	Atom-2	Interatomic distance (Å)	Clash overlap (Å)
20:3:310:CLA:HHC	20:3:310:CLA:HBB1	1.88	0.54
4:4:103:ILE:CG1	20:4:302:CLA:HMD1	2.35	0.54
5:A:157:GLY:O	5:A:158:ILE:HB	2.07	0.54
5:A:176:GLY:O	5:A:180:PHE:HB2	2.08	0.54
5:A:612:VAL:O	5:A:615:HIS:HB3	2.07	0.54
5:A:714:LEU:HD13	22:F:204:BCR:H393	1.89	0.54
5:A:747:TRP:CE3	22:A:845:BCR:C40	2.90	0.54
20:A:807:CLA:HBA2	20:A:809:CLA:C1	2.36	0.54
6:B:178:HIS:HE1	20:B:814:CLA:NC	2.05	0.54
6:B:228:GLY:HA3	11:G:8:ILE:HB	1.88	0.54
6:B:282:PHE:HE2	20:B:817:CLA:H3A	1.72	0.54
20:B:803:CLA:HBA2	20:B:803:CLA:HED3	1.89	0.54
9:E:41:ARG:HG3	9:E:46:PHE:CZ	2.42	0.54
19:U:1:GLC:O5	19:U:2:FRU:H12	2.07	0.54
1:1:29:LEU:O	1:1:31:GLU:N	2.41	0.54
2:2:85:GLN:OE1	2:2:86:GLU:N	2.41	0.54
2:2:143:PHE:CD1	2:2:144:ASP:N	2.76	0.54
20:2:312:CLA:O1A	20:2:312:CLA:C3A	2.44	0.54
3:3:94:ARG:HH12	3:3:98:ILE:CG2	2.19	0.54
3:3:156:PRO:O	3:3:157:ALA:C	2.46	0.54
4:4:81:GLU:O	4:4:82:GLU:HB3	2.06	0.54
5:A:22:VAL:HB	5:A:24:ARG:N	2.22	0.54
5:A:158:ILE:HG23	5:A:163:GLN:NE2	2.23	0.54
5:A:361:ASN:HD22	5:A:361:ASN:C	2.11	0.54
5:A:678:PHE:O	5:A:681:GLY:O	2.25	0.54
20:A:817:CLA:H51	20:A:825:CLA:HMB1	1.89	0.54
6:B:124:TRP:CZ2	6:B:135:LEU:HD22	2.43	0.54
6:B:409:ALA:C	6:B:411:MET:N	2.60	0.54
6:B:412:LEU:O	6:B:415:LYS:HB3	2.07	0.54
6:B:555:TYR:O	6:B:571:SER:HB2	2.07	0.54
6:B:664:LEU:C	6:B:667:TRP:CZ3	2.77	0.54
20:B:836:CLA:HBC2	20:B:836:CLA:CHD	2.32	0.54
10:F:40:LEU:HA	10:F:42:ILE:CG1	2.34	0.54
16:L:123:ARG:HB3	16:L:126:GLN:CG	2.37	0.54
17:N:38:GLY:HA3	17:N:46:PHE:HD1	1.72	0.54
17:N:48:GLY:CA	17:N:49:CYS:SG	2.96	0.54
2:2:203:THR:C	2:2:204:ILE:CG1	2.76	0.54
4:4:93:ILE:O	4:4:96:ILE:HD12	2.08	0.54
4:4:107:GLN:HA	20:4:301:CLA:H2A	1.90	0.54
5:A:213:LEU:O	5:A:217:SER:HB2	2.07	0.54
5:A:308:ILE:CG2	5:A:309:LEU:N	2.70	0.54

Continued on next page...

Continued from previous page...

Atom-1	Atom-2	Interatomic distance (Å)	Clash overlap (Å)
5:A:664:VAL:HG11	5:A:749:PHE:HA	1.88	0.54
5:A:697:ARG:NH1	5:A:724:ALA:HB3	2.22	0.54
20:A:824:CLA:O1A	20:A:824:CLA:C2	2.52	0.54
6:B:421:HIS:NE2	20:F:201:CLA:C1D	2.69	0.54
6:B:732:LYS:HD3	6:B:734:GLY:CA	2.33	0.54
20:B:838:CLA:CBC	10:F:83:PHE:HZ	2.20	0.54
10:F:78:ARG:O	10:F:80:TRP:HD1	1.90	0.54
3:3:53:TRP:HA	3:3:56:TYR:HD2	1.73	0.54
4:4:39:TRP:CA	4:4:40:PHE:HD1	2.19	0.54
4:4:117:GLN:O	4:4:122:LYS:O	2.24	0.54
5:A:207:LEU:HB3	20:A:819:CLA:HBB2	1.89	0.54
5:A:295:TRP:HB2	5:A:298:ASP:OD2	2.08	0.54
5:A:425:THR:OG1	5:A:428:TYR:HE1	1.91	0.54
5:A:472:ARG:HH22	16:L:74:LEU:CD2	2.21	0.54
5:A:740:LEU:HD13	20:A:838:CLA:HMA1	1.89	0.54
20:A:824:CLA:HBA2	20:A:836:CLA:CED	2.32	0.54
6:B:231:ASN:OD1	11:G:5:SER:HB2	2.08	0.54
6:B:438:VAL:HG21	20:B:833:CLA:HMC1	1.88	0.54
6:B:519:VAL:HG11	6:B:593:TYR:HB2	1.89	0.54
7:C:6:LYS:HE2	8:D:137:ILE:HG12	1.90	0.54
8:D:102:ARG:NH2	8:D:109:VAL:O	2.40	0.54
21:D:201:LMU:H42	21:D:201:LMU:O1'	2.08	0.54
9:E:53:VAL:O	9:E:55:VAL:N	2.40	0.54
10:F:42:ILE:CG1	10:F:43:LYS:N	2.66	0.54
11:G:48:ASP:N	11:G:48:ASP:OD2	2.41	0.54
17:N:62:SER:CA	17:N:66:ASP:H	2.21	0.54
17:N:66:ASP:O	17:N:67:LEU:CG	2.50	0.54
4:4:33:ASP:CB	4:4:34:PRO:HD3	2.37	0.54
4:4:62:GLU:C	4:4:65:THR:HG22	2.28	0.54
6:B:289:LEU:O	20:B:822:CLA:HAC1	2.08	0.54
6:B:707:LEU:HD11	6:B:711:VAL:HG21	1.90	0.54
7:C:1:MET:N	7:C:4:SER:N	2.42	0.54
10:F:144:LEU:CD1	10:F:149:LEU:HD13	2.37	0.54
11:G:30:ASN:C	11:G:30:ASN:HD22	2.10	0.54
11:G:43:HIS:HE1	11:G:45:GLU:HG2	1.72	0.54
20:H:112:CLA:CAC	22:I:103:BCR:C2	2.86	0.54
21:K:107:LMU:H5'	21:K:107:LMU:C2B	2.37	0.54
3:3:106:TYR:HB3	3:3:107:TRP:HD1	1.71	0.54
5:A:88:ILE:CG2	5:A:89:ILE:N	2.70	0.54
5:A:393:LEU:HD11	5:A:750:PHE:CD1	2.42	0.54
6:B:171:ALA:O	6:B:172:GLU:HB2	2.08	0.54

Continued on next page...

Continued from previous page...

Atom-1	Atom-2	Interatomic distance (Å)	Clash overlap (Å)
6:B:463:ILE:O	6:B:464:GLN:CB	2.54	0.54
6:B:654:HIS:HE1	20:B:850:CLA:NB	2.05	0.54
6:B:724:PHE:CD1	20:B:850:CLA:HMD1	2.43	0.54
20:B:809:CLA:C19	20:B:828:CLA:H141	2.38	0.54
9:E:36:VAL:HG22	9:E:52:VAL:CG2	2.38	0.54
9:E:52:VAL:C	9:E:53:VAL:HG23	2.26	0.54
10:F:104:TYR:O	10:F:104:TYR:CD2	2.60	0.54
16:L:52:ARG:O	16:L:56:VAL:HG23	2.08	0.54
16:L:96:SER:OG	16:L:143:PHE:HD2	1.91	0.54
2:2:174:VAL:O	2:2:178:TRP:HD1	1.85	0.54
4:4:90:LEU:N	4:4:90:LEU:CD2	2.71	0.54
20:4:318:CLA:CBA	20:4:318:CLA:O2D	2.56	0.54
5:A:114:THR:O	5:A:525:ASN:ND2	2.41	0.54
5:A:263:ALA:O	5:A:264:GLU:HG3	2.08	0.54
5:A:281:LEU:HD22	20:A:816:CLA:HMA3	1.90	0.54
5:A:425:THR:O	5:A:427:ARG:NE	2.40	0.54
5:A:439:ARG:HG2	5:A:562:PHE:CE2	2.42	0.54
5:A:491:TRP:HE1	20:A:834:CLA:C1	2.21	0.54
20:A:824:CLA:HAA2	20:A:825:CLA:CAD	2.38	0.54
6:B:294:ASN:OD1	11:G:38:GLN:N	2.41	0.54
6:B:557:PHE:N	6:B:558:PRO:HD2	2.18	0.54
8:D:27:PRO:O	16:L:19:PHE:HZ	1.91	0.54
20:J:103:CLA:H143	20:J:103:CLA:HAA1	1.90	0.54
16:L:54:VAL:O	16:L:58:LEU:HB2	2.07	0.54
20:L:202:CLA:O2D	20:L:202:CLA:H2A	2.06	0.54
21:R:102:LMU:O6'	21:R:102:LMU:H3B	2.08	0.54
3:3:49:ILE:HG13	3:3:52:LYS:HB2	1.90	0.53
4:4:95:PHE:CZ	20:4:314:CLA:C1C	2.91	0.53
21:4:319:LMU:H3'	21:4:319:LMU:O5B	2.07	0.53
5:A:158:ILE:HG23	5:A:163:GLN:HE22	1.73	0.53
5:A:653:LEU:HD23	20:B:850:CLA:HBC2	1.89	0.53
20:A:824:CLA:O2A	20:A:836:CLA:O2D	2.26	0.53
23:A:842:PQN:C13	22:F:203:BCR:H322	2.38	0.53
6:B:458:ILE:HG13	6:B:459:PHE:N	2.22	0.53
20:B:803:CLA:H142	22:I:101:BCR:C4	2.37	0.53
22:B:844:BCR:H331	22:B:844:BCR:HC8	1.91	0.53
7:C:74:THR:C	7:C:76:SER:H	2.11	0.53
15:K:46:GLY:C	15:K:47:LEU:HG	2.28	0.53
4:4:44:GLU:O	4:4:46:VAL:N	2.41	0.53
4:4:119:PRO:CG	20:4:312:CLA:C2D	2.73	0.53
5:A:233:LEU:O	5:A:235:ALA:N	2.36	0.53

Continued on next page...

Continued from previous page...

Atom-1	Atom-2	Interatomic distance (Å)	Clash overlap (Å)
5:A:466:THR:CG2	20:B:811:CLA:CHC	2.74	0.53
5:A:558:LYS:NZ	6:B:674:LEU:HD23	2.22	0.53
5:A:704:ILE:HA	5:A:707:ILE:HG13	1.89	0.53
20:A:825:CLA:HBA1	20:A:825:CLA:CGD	2.38	0.53
20:A:831:CLA:H171	20:A:835:CLA:C20	2.38	0.53
21:A:854:LMU:H82	21:A:854:LMU:C3	2.36	0.53
6:B:70:TRP:NE1	6:B:71:GLN:OE1	2.41	0.53
6:B:560:ASP:HB2	7:C:66:ARG:HE	1.71	0.53
8:D:46:TYR:N	8:D:46:TYR:CD2	2.76	0.53
9:E:37:LYS:HB2	9:E:49:VAL:HG22	1.90	0.53
15:K:43:ARG:NH1	15:K:43:ARG:CG	2.52	0.53
20:K:102:CLA:CGA	20:K:102:CLA:C3A	2.84	0.53
16:L:14:LEU:CD2	16:L:21:GLY:O	2.57	0.53
16:L:163:LEU:CD1	16:L:163:LEU:C	2.75	0.53
21:R:103:LMU:H62	21:R:103:LMU:C2	2.21	0.53
1:1:136:ASP:HB2	1:1:140:LEU:HB3	1.89	0.53
21:1:218:LMU:H3'	21:1:218:LMU:C5B	2.37	0.53
2:2:98:GLU:OE2	20:2:311:CLA:ND	2.40	0.53
4:4:115:VAL:HG13	4:4:116:ASN:H	1.72	0.53
4:4:118:ASP:OD2	20:4:305:CLA:HMA1	2.08	0.53
4:4:147:LEU:CG	4:4:148:GLU:N	2.70	0.53
20:4:306:CLA:O1A	20:4:306:CLA:C2	2.54	0.53
5:A:79:PHE:HE2	5:A:185:HIS:CD2	2.22	0.53
5:A:207:LEU:HA	5:A:211:LEU:CG	2.38	0.53
5:A:216:LEU:HD12	22:A:843:BCR:C35	2.38	0.53
5:A:246:HIS:O	5:A:248:PHE:CD2	2.56	0.53
5:A:497:ALA:HA	5:A:510:SER:OG	2.08	0.53
20:A:809:CLA:HBA2	20:A:809:CLA:CBF	2.38	0.53
20:A:815:CLA:CBB	22:A:843:BCR:H352	2.38	0.53
20:A:830:CLA:H52	22:B:847:BCR:C34	2.36	0.53
20:A:849:CLA:HBB2	20:A:850:CLA:HED1	1.91	0.53
6:B:406:ASN:C	6:B:406:ASN:ND2	2.62	0.53
6:B:475:ASP:CA	6:B:480:SER:HA	2.38	0.53
20:B:836:CLA:O1D	20:B:836:CLA:C2A	2.53	0.53
8:D:28:ILE:CG2	8:D:67:ILE:HG13	2.37	0.53
9:E:44:TYR:CD2	9:E:45:TRP:HE3	2.25	0.53
10:F:153:ASN:ND2	10:F:153:ASN:O	2.41	0.53
17:N:75:TYR:C	17:N:76:LYS:O	2.44	0.53
21:R:106:LMU:O6B	21:R:106:LMU:C6'	2.57	0.53
2:2:128:ASN:ND2	14:J:4:PHE:H	2.06	0.53
5:A:462:ILE:CG2	20:A:831:CLA:HMC3	2.38	0.53

Continued on next page...

Continued from previous page...

Atom-1	Atom-2	Interatomic distance (Å)	Clash overlap (Å)
5:A:698:GLY:HA3	6:B:570:ILE:HG21	1.91	0.53
21:A:854:LMU:C9	21:A:854:LMU:C4	2.86	0.53
6:B:574:ASP:OD2	6:B:706:ARG:NE	2.42	0.53
20:B:832:CLA:H51	22:F:204:BCR:C40	2.38	0.53
20:H:112:CLA:CHD	22:I:103:BCR:HC22	2.38	0.53
22:I:101:BCR:H272	22:I:103:BCR:H352	1.89	0.53
16:L:41:PRO:HG3	16:L:52:ARG:HD3	1.91	0.53
16:L:124:LYS:C	16:L:126:GLN:N	2.61	0.53
17:N:59:PRO:CA	17:N:66:ASP:OD1	2.57	0.53
17:N:80:ASN:O	17:N:82:PHE:HD2	1.92	0.53
2:2:68:LEU:O	2:2:70:LYS:N	2.42	0.53
4:4:150:LYS:O	4:4:150:LYS:HG2	2.05	0.53
5:A:123:VAL:HB	5:A:129:GLN:OE1	2.09	0.53
5:A:472:ARG:O	5:A:474:GLN:HG3	2.09	0.53
20:A:830:CLA:HAA1	22:B:801:BCR:C14	2.39	0.53
6:B:20:ARG:HH11	6:B:20:ARG:CG	2.21	0.53
6:B:117:TYR:O	6:B:367:THR:HG23	2.09	0.53
6:B:696:LYS:HD2	7:C:81:TYR:HA	1.90	0.53
6:B:724:PHE:CE1	20:B:850:CLA:HMD1	2.43	0.53
20:B:827:CLA:H122	22:B:846:BCR:H14C	1.91	0.53
7:C:5:VAL:CB	7:C:65:VAL:HG22	2.37	0.53
9:E:87:VAL:O	9:E:87:VAL:HG12	2.07	0.53
10:F:22:LEU:HB3	10:F:23:LYS:NZ	2.24	0.53
18:R:30:UNK:C	18:R:32:UNK:N	2.72	0.53
1:1:27:LEU:HD12	1:1:28:GLY:H	1.72	0.53
21:1:218:LMU:H6'2	21:1:218:LMU:O2'	2.09	0.53
21:1:218:LMU:O5B	21:1:218:LMU:C3'	2.56	0.53
3:3:56:TYR:O	3:3:60:ILE:HD12	2.07	0.53
4:4:168:ILE:O	4:4:168:ILE:HG13	2.09	0.53
20:4:304:CLA:H2	20:4:304:CLA:CED	2.39	0.53
5:A:281:LEU:CD1	20:A:816:CLA:HED2	2.39	0.53
5:A:578:ARG:HB2	5:A:578:ARG:NH1	2.23	0.53
5:A:581:CYS:CB	5:A:590:CYS:O	2.56	0.53
20:A:809:CLA:HBA2	20:A:809:CLA:CHA	2.37	0.53
6:B:189:ALA:HB1	20:B:829:CLA:H203	1.90	0.53
6:B:615:TYR:HD1	6:B:615:TYR:N	2.06	0.53
20:B:835:CLA:CMB	22:B:846:BCR:H391	2.38	0.53
8:D:94:TYR:O	8:D:95:LYS:CB	2.57	0.53
8:D:124:ASN:CB	8:D:125:PRO:CD	2.85	0.53
2:2:51:HIS:HA	2:2:54:TRP:HB2	1.91	0.53
5:A:118:PRO:HB3	5:A:150:PHE:CE2	2.43	0.53

Continued on next page...

Continued from previous page...

Atom-1	Atom-2	Interatomic distance (Å)	Clash overlap (Å)
5:A:648:THR:CG2	5:A:651:GLY:H	2.16	0.53
20:A:832:CLA:CAD	20:A:833:CLA:HAC1	2.37	0.53
6:B:25:ILE:HG22	22:L:211:BCR:H282	1.89	0.53
6:B:44:GLN:CD	6:B:163:PRO:HB2	2.29	0.53
6:B:143:LEU:C	6:B:145:LEU:N	2.61	0.53
6:B:224:PRO:O	6:B:226:LEU:N	2.42	0.53
6:B:293:THR:O	6:B:294:ASN:ND2	2.41	0.53
6:B:310:PRO:HB2	6:B:311:PRO:HD2	1.91	0.53
6:B:334:LEU:CB	20:B:808:CLA:HMD3	2.36	0.53
21:B:804:LMU:C10	21:B:804:LMU:H62	2.38	0.53
21:B:805:LMU:C1B	21:B:805:LMU:H3O2	2.22	0.53
20:B:838:CLA:CBC	10:F:83:PHE:CZ	2.83	0.53
7:C:59:PRO:HB3	7:C:61:ASP:OD1	2.08	0.53
8:D:31:GLY:HA3	16:L:23:LEU:CD2	2.39	0.53
11:G:60:SER:CA	11:G:63:PRO:HD2	2.31	0.53
12:H:63:SER:O	12:H:67:TYR:HB2	2.08	0.53
13:I:19:VAL:O	13:I:23:SER:N	2.42	0.53
20:K:101:CLA:HMD3	20:K:102:CLA:ND	2.23	0.53
17:N:66:ASP:C	17:N:67:LEU:HD12	2.29	0.53
2:2:203:THR:O	2:2:204:ILE:HG12	2.09	0.53
3:3:92:TRP:CA	3:3:95:THR:HG21	2.20	0.53
4:4:40:PHE:CD2	4:4:43:ALA:HB2	2.43	0.53
4:4:98:SER:O	4:4:102:GLU:HG3	2.09	0.53
4:4:158:ARG:O	4:4:159:LEU:C	2.46	0.53
4:4:169:GLN:HE22	20:4:304:CLA:HHD	1.69	0.53
20:4:317:CLA:HHD	20:4:317:CLA:HBC2	1.90	0.53
5:A:25:ASP:HA	5:A:26:PRO:C	2.29	0.53
5:A:26:PRO:HB2	5:A:27:ILE:HB	1.90	0.53
5:A:124:TRP:HA	5:A:124:TRP:CE3	2.44	0.53
5:A:378:SER:HG	5:A:512:SER:HG	1.55	0.53
5:A:392:GLN:CG	5:A:392:GLN:O	2.57	0.53
5:A:397:THR:HB	5:A:613:ILE:HD11	1.91	0.53
20:A:804:CLA:HBA2	20:A:811:CLA:C6	2.38	0.53
20:A:819:CLA:C2C	20:A:825:CLA:C17	2.86	0.53
8:D:124:ASN:HB3	8:D:125:PRO:CD	2.33	0.53
17:N:70:GLU:CB	17:N:72:LYS:H	2.18	0.53
3:3:64:TYR:CB	20:3:310:CLA:H42	2.36	0.53
3:3:80:LYS:HB2	20:3:305:CLA:C3D	2.39	0.53
4:4:97:LEU:O	4:4:98:SER:C	2.47	0.53
4:4:129:GLY:C	4:4:131:VAL:N	2.61	0.53
4:4:164:LEU:O	4:4:165:GLY:C	2.46	0.53

Continued on next page...

Continued from previous page...

Atom-1	Atom-2	Interatomic distance (Å)	Clash overlap (Å)
20:4:306:CLA:HMA2	20:4:306:CLA:CGA	2.39	0.53
5:A:46:LYS:HG3	5:A:48:PRO:HB2	1.91	0.53
5:A:174:PHE:O	5:A:175:ALA:CB	2.56	0.53
5:A:185:HIS:O	5:A:188:LYS:N	2.42	0.53
5:A:368:LEU:HD21	20:A:818:CLA:H91	1.90	0.53
5:A:435:VAL:HA	5:A:438:HIS:CE1	2.44	0.53
6:B:708:VAL:O	6:B:710:LEU:O	2.27	0.53
6:B:715:VAL:O	6:B:719:PHE:HB2	2.09	0.53
23:B:843:PQN:H192	22:B:847:BCR:C10	2.33	0.53
7:C:17:CYS:SG	7:C:18:VAL:N	2.81	0.53
9:E:35:LYS:CE	9:E:89:GLU:OE2	2.57	0.53
11:G:33:LYS:HE3	11:G:33:LYS:CA	2.27	0.53
21:G:102:LMU:C6B	21:G:102:LMU:C3'	2.84	0.53
21:H:104:LMU:O5'	21:H:104:LMU:C2	2.55	0.53
18:R:5:UNK:O	18:R:6:UNK:CB	2.57	0.53
2:2:110:TRP:CD2	20:2:310:CLA:HED1	2.44	0.53
2:2:163:GLU:HG2	20:2:307:CLA:C3C	2.38	0.53
20:2:302:CLA:H2A	20:2:302:CLA:CGD	2.39	0.53
3:3:208:PRO:HB3	3:3:210:GLN:CD	2.29	0.53
20:3:307:CLA:CMC	20:3:307:CLA:CBC	2.85	0.53
5:A:87:SER:O	5:A:88:ILE:HB	2.08	0.53
5:A:114:THR:HG1	5:A:525:ASN:HB2	1.74	0.53
5:A:448:TRP:CD1	20:A:830:CLA:HED2	2.43	0.53
5:A:697:ARG:C	5:A:699:TYR:H	2.13	0.53
5:A:703:LEU:O	5:A:707:ILE:HG12	2.09	0.53
5:A:713:LYS:HZ1	20:F:201:CLA:C4	2.21	0.53
20:B:822:CLA:HBA2	20:B:823:CLA:O1A	2.09	0.53
10:F:147:GLY:C	10:F:150:VAL:HB	2.30	0.53
20:J:103:CLA:H2	20:J:103:CLA:C16	2.39	0.53
18:R:26:UNK:O	18:R:28:UNK:CB	2.57	0.53
20:2:315:CLA:CAD	20:2:315:CLA:HED3	2.38	0.52
21:2:319:LMU:H22	21:2:319:LMU:H2'	1.91	0.52
3:3:132:TRP:CZ3	3:3:155:GLU:OE1	2.57	0.52
4:4:37:LEU:HA	4:4:39:TRP:CD1	2.44	0.52
5:A:132:LEU:HD11	5:A:674:ALA:CB	2.39	0.52
5:A:316:MET:HA	5:A:317:TYR:CD1	2.39	0.52
5:A:455:PHE:HD1	20:A:830:CLA:HMA2	1.73	0.52
5:A:710:ALA:HB1	20:B:806:CLA:HED2	1.91	0.52
6:B:141:PHE:O	6:B:143:LEU:N	2.42	0.52
6:B:664:LEU:O	6:B:667:TRP:CZ3	2.61	0.52
20:B:807:CLA:C4C	22:I:103:BCR:H401	2.39	0.52

Continued on next page...

Continued from previous page...

Atom-1	Atom-2	Interatomic distance (Å)	Clash overlap (Å)
8:D:37:LEU:O	8:D:39:LYS:N	2.42	0.52
8:D:41:GLN:HG3	16:L:125:LYS:HZ2	1.73	0.52
12:H:25:GLY:CA	12:H:27:ASP:N	2.66	0.52
16:L:62:PHE:HB2	16:L:154:ALA:HB2	1.90	0.52
19:W:1:GLC:C1	19:W:2:FRU:C4	2.86	0.52
1:1:27:LEU:HD11	6:B:314:ARG:NE	2.17	0.52
20:1:205:CLA:CAB	20:1:211:CLA:CHD	2.88	0.52
20:1:206:CLA:HHD	20:1:206:CLA:HBC3	1.88	0.52
2:2:54:TRP:NE1	20:2:310:CLA:O1D	2.42	0.52
3:3:92:TRP:O	3:3:97:PHE:CD1	2.59	0.52
4:4:127:PRO:O	4:4:129:GLY:N	2.35	0.52
4:4:142:ASN:HA	4:4:150:LYS:HZ1	1.72	0.52
5:A:338:PHE:O	5:A:339:THR:O	2.27	0.52
5:A:408:VAL:HG21	5:A:602:LEU:HG	1.90	0.52
5:A:651:GLY:O	5:A:655:ASP:N	2.42	0.52
5:A:696:GLY:HA3	6:B:569:ASP:HB2	1.92	0.52
20:A:819:CLA:CAA	20:A:823:CLA:HBB2	2.39	0.52
6:B:132:ASN:C	6:B:132:ASN:OD1	2.48	0.52
6:B:140:ILE:HD13	6:B:140:ILE:N	2.18	0.52
6:B:247:THR:CG2	6:B:250:ALA:HB3	2.39	0.52
23:B:843:PQN:C16	22:B:847:BCR:H333	2.08	0.52
8:D:39:LYS:NZ	8:D:43:GLU:OE2	2.41	0.52
13:I:14:LEU:C	13:I:17:PRO:HD2	2.29	0.52
15:K:44:GLU:OE1	15:K:44:GLU:C	2.47	0.52
3:3:194:ILE:CD1	20:3:303:CLA:HMC2	2.38	0.52
4:4:183:GLN:HG2	4:4:183:GLN:O	2.09	0.52
5:A:309:LEU:O	5:A:310:PHE:CB	2.56	0.52
5:A:443:ILE:HG12	5:A:558:LYS:HB2	1.91	0.52
5:A:571:ASP:OD2	8:D:88:THR:HG21	2.09	0.52
5:A:662:SER:HA	5:A:665:ILE:HD11	1.92	0.52
6:B:50:HIS:HB3	20:B:808:CLA:CHB	2.39	0.52
6:B:53:GLN:C	6:B:55:ALA:N	2.63	0.52
6:B:87:ILE:O	6:B:121:TYR:HE2	1.91	0.52
6:B:597:LYS:O	6:B:598:HIS:HB2	2.09	0.52
6:B:628:SER:O	6:B:631:LEU:HD23	2.10	0.52
20:B:808:CLA:HMC3	20:B:830:CLA:H3A	1.89	0.52
20:B:809:CLA:H41	25:B:848:LMG:H321	1.90	0.52
12:H:25:GLY:CA	12:H:27:ASP:OD2	2.56	0.52
20:L:209:CLA:HBC3	20:L:209:CLA:HMC1	1.91	0.52
17:N:42:PHE:H	17:N:43:PRO:HD2	1.74	0.52
17:N:61:LEU:HD12	17:N:62:SER:C	2.30	0.52

Continued on next page...

Continued from previous page...

Atom-1	Atom-2	Interatomic distance (Å)	Clash overlap (Å)
20:1:207:CLA:HBA2	20:1:207:CLA:CMA	2.40	0.52
3:3:74:ALA:HA	20:3:306:CLA:C1D	2.39	0.52
20:4:303:CLA:H2A	20:4:303:CLA:O1D	2.09	0.52
20:4:310:CLA:CBA	20:4:310:CLA:CBD	2.85	0.52
20:4:310:CLA:HED3	20:4:310:CLA:C2A	2.38	0.52
5:A:661:ALA:O	5:A:665:ILE:HG13	2.08	0.52
5:A:680:LEU:HD21	6:B:617:MET:CE	2.40	0.52
6:B:475:ASP:HA	6:B:480:SER:O	2.09	0.52
20:B:834:CLA:C1D	20:B:835:CLA:CBB	2.87	0.52
8:D:101:TYR:CD1	8:D:114:PRO:HD3	2.44	0.52
9:E:61:THR:HG22	9:E:62:ARG:N	2.20	0.52
11:G:19:GLY:O	11:G:22:VAL:N	2.43	0.52
12:H:75:ASP:CG	12:H:77:LEU:HG	2.29	0.52
16:L:46:ALA:HB2	16:L:52:ARG:NH2	2.24	0.52
16:L:63:LEU:O	16:L:64:LEU:C	2.47	0.52
21:1:217:LMU:H92	21:G:103:LMU:O3'	2.08	0.52
2:2:168:ARG:HA	2:2:168:ARG:NE	2.24	0.52
3:3:60:ILE:HA	3:3:63:ARG:HD2	1.92	0.52
4:4:104:ARG:HA	4:4:107:GLN:CB	2.38	0.52
4:4:118:ASP:HA	4:4:122:LYS:CA	2.39	0.52
4:4:136:GLY:O	4:4:137:ILE:HB	2.09	0.52
4:4:161:LEU:O	4:4:162:ALA:CB	2.57	0.52
5:A:25:ASP:OD2	5:A:25:ASP:C	2.46	0.52
5:A:312:ILE:O	5:A:313:ALA:CB	2.57	0.52
5:A:701:GLN:O	5:A:704:ILE:N	2.42	0.52
20:A:826:CLA:C1A	20:A:826:CLA:CGA	2.88	0.52
6:B:398:TYR:CD1	6:B:542:ARG:NH2	2.77	0.52
20:B:820:CLA:HBD	20:B:820:CLA:HBA1	1.92	0.52
20:B:837:CLA:O2D	20:B:837:CLA:OBD	2.27	0.52
20:B:841:CLA:H151	16:L:98:CYS:SG	2.49	0.52
18:R:41:UNK:CA	18:R:42:UNK:CB	2.88	0.52
2:2:50:VAL:O	2:2:50:VAL:CG1	2.58	0.52
3:3:49:ILE:CG1	3:3:52:LYS:HB2	2.39	0.52
5:A:205:HIS:ND1	20:A:813:CLA:HMC2	2.24	0.52
20:A:814:CLA:C2D	20:A:840:CLA:HBC3	2.40	0.52
6:B:437:TYR:CG	6:B:616:LEU:HD22	2.44	0.52
6:B:630:GLN:HE21	6:B:731:GLY:HA3	1.75	0.52
20:B:803:CLA:H142	22:I:101:BCR:HC42	1.92	0.52
20:B:825:CLA:C8	20:B:827:CLA:H43	2.39	0.52
8:D:28:ILE:HG21	8:D:67:ILE:HG13	1.91	0.52
8:D:69:ARG:O	8:D:70:GLU:CB	2.57	0.52

Continued on next page...

Continued from previous page...

Atom-1	Atom-2	Interatomic distance (Å)	Clash overlap (Å)
21:K:107:LMU:H71	21:K:107:LMU:C1	2.40	0.52
16:L:95:LEU:HA	16:L:98:CYS:CB	2.39	0.52
17:N:80:ASN:C	17:N:82:PHE:N	2.63	0.52
20:2:302:CLA:O1A	20:2:302:CLA:NA	2.43	0.52
20:3:310:CLA:CHC	20:3:310:CLA:CBB	2.82	0.52
20:4:310:CLA:HED3	20:4:310:CLA:C1A	2.39	0.52
5:A:42:ARG:HA	5:A:44:ILE:HG12	1.92	0.52
5:A:137:GLY:C	5:A:139:GLY:H	2.12	0.52
20:A:808:CLA:CMB	20:A:809:CLA:H11	2.37	0.52
20:A:819:CLA:C1C	20:A:825:CLA:H171	2.40	0.52
6:B:124:TRP:CD1	6:B:129:LEU:HD13	2.45	0.52
6:B:175:LEU:HA	6:B:178:HIS:HB2	1.91	0.52
20:B:817:CLA:CBC	20:B:817:CLA:CHD	2.88	0.52
20:B:834:CLA:HMC3	20:B:837:CLA:H2	1.92	0.52
8:D:32:SER:N	16:L:23:LEU:HG	2.19	0.52
8:D:96:ILE:O	8:D:97:LYS:HB2	2.08	0.52
9:E:90:VAL:C	9:E:92:ALA:N	2.61	0.52
12:H:65:LEU:HD11	16:L:90:GLY:HA2	1.92	0.52
19:O:1:GLC:C2	19:O:2:FRU:O5	2.57	0.52
3:3:47:GLY:C	3:3:49:ILE:H	2.10	0.52
4:4:36:ASN:O	4:4:39:TRP:CG	2.62	0.52
4:4:104:ARG:CA	4:4:107:GLN:HB2	2.39	0.52
5:A:157:GLY:HA2	5:A:229:ILE:HG21	1.91	0.52
5:A:302:HIS:HE1	20:A:818:CLA:CHB	2.23	0.52
5:A:307:ALA:O	5:A:308:ILE:C	2.49	0.52
5:A:368:LEU:CD2	20:A:818:CLA:H91	2.36	0.52
5:A:449:VAL:HG22	20:A:836:CLA:HMC3	1.92	0.52
5:A:750:PHE:O	5:A:752:ALA:N	2.42	0.52
20:A:849:CLA:H192	20:B:802:CLA:C2B	2.40	0.52
6:B:438:VAL:CG2	20:B:833:CLA:CMC	2.81	0.52
6:B:557:PHE:HE2	7:C:66:ARG:NE	2.05	0.52
6:B:595:HIS:CE1	6:B:599:ILE:HD11	2.45	0.52
6:B:625:TRP:HE3	6:B:626:LEU:N	2.08	0.52
6:B:633:ASN:ND2	6:B:636:THR:CB	2.72	0.52
6:B:674:LEU:C	6:B:674:LEU:HD12	2.30	0.52
6:B:707:LEU:CD1	6:B:711:VAL:HG21	2.40	0.52
20:B:824:CLA:HMD2	20:B:825:CLA:CAB	2.37	0.52
20:B:829:CLA:H62	22:B:845:BCR:H321	1.91	0.52
9:E:39:LEU:H	9:E:40:ARG:HH11	1.54	0.52
17:N:63:ASP:HA	17:N:64:ASP:C	2.29	0.52
1:1:179:THR:HG21	4:4:87:SER:O	2.10	0.52

Continued on next page...

Continued from previous page...

Atom-1	Atom-2	Interatomic distance (Å)	Clash overlap (Å)
20:4:310:CLA:CBA	20:4:310:CLA:O1D	2.53	0.52
5:A:64:PHE:HE2	20:A:805:CLA:HMC1	1.75	0.52
5:A:68:THR:C	5:A:70:ASP:H	2.13	0.52
5:A:177:LEU:C	5:A:179:LEU:H	2.13	0.52
5:A:223:VAL:O	5:A:228:PRO:HD3	2.09	0.52
5:A:261:SER:O	5:A:262:PHE:CD2	2.63	0.52
5:A:370:ILE:HD13	20:A:824:CLA:CAD	2.40	0.52
20:A:837:CLA:H41	20:B:806:CLA:H202	1.92	0.52
6:B:194:LEU:O	6:B:198:ALA:HB3	2.10	0.52
6:B:199:ILE:HG22	6:B:203:ARG:CZ	2.40	0.52
6:B:322:LEU:O	6:B:326:ILE:HG22	2.10	0.52
6:B:442:VAL:HG21	20:B:833:CLA:CAC	2.33	0.52
20:B:808:CLA:H43	22:B:844:BCR:C33	2.39	0.52
10:F:80:TRP:CE3	20:F:207:CLA:HMC2	2.43	0.52
14:J:26:LEU:HA	14:J:29:ILE:HG22	1.91	0.52
20:L:201:CLA:H92	20:L:204:CLA:H2	1.92	0.52
2:2:54:TRP:CZ2	2:2:109:ARG:CG	2.93	0.52
3:3:92:TRP:O	3:3:95:THR:OG1	2.28	0.52
3:3:104:TYR:CB	3:3:106:TYR:H	2.22	0.52
4:4:122:LYS:HB2	4:4:143:PHE:HB2	1.81	0.52
21:4:321:LMU:O2'	21:4:321:LMU:C2	2.55	0.52
21:4:321:LMU:O2B	21:4:321:LMU:C5'	2.58	0.52
5:A:44:ILE:O	5:A:45:ALA:C	2.48	0.52
5:A:81:ALA:HB1	20:A:804:CLA:HMA3	1.89	0.52
5:A:370:ILE:CD1	20:A:824:CLA:CAD	2.88	0.52
5:A:539:PHE:HD2	5:A:539:PHE:O	1.93	0.52
5:A:591:GLN:OE1	5:A:600:LEU:HD21	2.10	0.52
5:A:684:PHE:HB2	20:A:850:CLA:HAA1	1.91	0.52
20:A:850:CLA:HED1	20:B:850:CLA:H61	1.92	0.52
6:B:135:LEU:O	6:B:135:LEU:HD12	2.10	0.52
6:B:295:PHE:O	11:G:33:LYS:HB2	2.09	0.52
6:B:369:ALA:O	6:B:725:LEU:CD1	2.57	0.52
6:B:391:PRO:HB3	6:B:538:ALA:CA	2.32	0.52
6:B:586:THR:C	6:B:588:GLY:N	2.61	0.52
21:B:804:LMU:C6'	21:B:804:LMU:H1B	2.40	0.52
20:B:829:CLA:C14	22:B:845:BCR:H10C	2.32	0.52
7:C:14:CYS:C	7:C:17:CYS:SG	2.87	0.52
9:E:69:PHE:HD2	9:E:71:LYS:H	1.54	0.52
10:F:73:VAL:HG11	10:F:83:PHE:HB2	1.90	0.52
14:J:2:ARG:HH12	14:J:8:LEU:CD1	2.17	0.52
20:J:103:CLA:O2D	20:J:103:CLA:H2A	2.10	0.52

Continued on next page...

Continued from previous page...

Atom-1	Atom-2	Interatomic distance (Å)	Clash overlap (Å)
16:L:8:TYR:CE1	16:L:11:ILE:HG23	2.42	0.52
17:N:70:GLU:CD	17:N:72:LYS:O	2.48	0.52
3:3:153:SER:OG	3:3:154:GLY:N	2.43	0.51
21:3:319:LMU:H3B	19:S:2:FRU:O4	2.10	0.51
4:4:30:LEU:O	4:4:32:GLU:N	2.43	0.51
5:A:92:TRP:O	5:A:93:LEU:HB2	2.10	0.51
5:A:281:LEU:HB2	5:A:301:HIS:HD2	1.74	0.51
5:A:374:GLN:O	5:A:377:TYR:CD2	2.63	0.51
5:A:475:ASP:HB3	20:A:831:CLA:HED3	1.91	0.51
5:A:629:ASN:HD21	5:A:633:VAL:CG2	2.22	0.51
6:B:528:HIS:HE1	20:B:839:CLA:NB	2.07	0.51
6:B:615:TYR:N	6:B:615:TYR:CD1	2.77	0.51
20:B:803:CLA:H111	22:B:847:BCR:C35	2.40	0.51
20:B:806:CLA:H52	20:B:806:CLA:C4C	2.40	0.51
20:B:822:CLA:HMA3	20:B:823:CLA:C4D	2.40	0.51
17:N:61:LEU:HD21	17:N:63:ASP:O	2.09	0.51
4:4:52:MET:HE1	4:4:156:ASN:HB2	1.92	0.51
4:4:103:ILE:O	4:4:107:GLN:HB2	2.10	0.51
5:A:28:LYS:CB	5:A:28:LYS:HZ2	2.10	0.51
5:A:165:TYR:CD2	5:A:165:TYR:O	2.63	0.51
5:A:464:ASN:H	5:A:464:ASN:ND2	2.08	0.51
20:A:806:CLA:H51	20:A:828:CLA:C4C	2.40	0.51
6:B:130:ARG:HH11	6:B:130:ARG:CG	2.22	0.51
6:B:451:LYS:HD2	20:B:833:CLA:O2D	2.10	0.51
6:B:542:ARG:HH12	8:D:141:VAL:HA	1.75	0.51
6:B:587:ILE:O	6:B:587:ILE:CG2	2.58	0.51
6:B:652:PHE:O	6:B:656:VAL:HG23	2.09	0.51
20:B:803:CLA:H111	22:B:847:BCR:H351	1.92	0.51
8:D:117:GLY:O	8:D:118:VAL:CG2	2.48	0.51
16:L:163:LEU:O	16:L:165:TYR:HB3	2.09	0.51
1:1:29:LEU:O	1:1:33:PRO:HD3	2.10	0.51
3:3:106:TYR:CB	3:3:107:TRP:CD1	2.92	0.51
5:A:164:LEU:HA	5:A:167:THR:HG23	1.91	0.51
5:A:492:ILE:HA	5:A:495:THR:HG23	1.91	0.51
5:A:536:THR:HA	5:A:539:PHE:CB	2.40	0.51
5:A:701:GLN:NE2	5:A:724:ALA:H	2.08	0.51
22:A:843:BCR:H311	22:A:843:BCR:C8	2.12	0.51
6:B:74:PHE:C	6:B:76:ALA:H	2.13	0.51
20:B:809:CLA:CBB	20:B:829:CLA:HHC	2.40	0.51
20:B:813:CLA:CAC	20:B:814:CLA:CBB	2.52	0.51
20:B:822:CLA:HMA3	20:B:823:CLA:C3D	2.40	0.51

Continued on next page...

Continued from previous page...

Atom-1	Atom-2	Interatomic distance (Å)	Clash overlap (Å)
10:F:72:ILE:HG22	10:F:73:VAL:N	2.25	0.51
12:H:27:ASP:C	12:H:29:PRO:HD3	2.28	0.51
20:H:112:CLA:H2A	20:H:112:CLA:O1D	2.09	0.51
15:K:47:LEU:HB3	15:K:48:GLN:HB2	1.91	0.51
17:N:62:SER:HB3	17:N:66:ASP:N	2.23	0.51
5:A:397:THR:HB	5:A:613:ILE:CD1	2.41	0.51
5:A:588:GLY:HA3	6:B:668:ARG:HB3	1.92	0.51
5:A:708:VAL:N	5:A:711:HIS:HD2	2.09	0.51
20:A:833:CLA:H3A	20:A:833:CLA:O1A	2.11	0.51
6:B:429:LEU:HB3	6:B:525:LEU:HB2	1.91	0.51
6:B:438:VAL:O	6:B:441:ASP:N	2.42	0.51
6:B:538:ALA:O	6:B:540:ASP:N	2.43	0.51
6:B:551:LYS:O	6:B:553:PHE:CD2	2.64	0.51
6:B:694:ARG:HE	16:L:105:ALA:CB	2.23	0.51
6:B:715:VAL:HA	6:B:718:ILE:HG22	1.92	0.51
7:C:52:LYS:C	7:C:54:CYS:N	2.62	0.51
22:I:101:BCR:H392	20:I:102:CLA:H142	1.93	0.51
15:K:44:GLU:C	15:K:47:LEU:HG	2.27	0.51
17:N:50:GLN:HA	17:N:51:ASP:C	2.31	0.51
18:R:4:UNK:O	18:R:5:UNK:CB	2.59	0.51
1:1:89:VAL:HB	1:1:90:PRO:CD	2.32	0.51
1:1:182:ALA:O	1:1:183:ASP:C	2.48	0.51
20:2:302:CLA:O1A	20:2:302:CLA:C4A	2.58	0.51
3:3:157:ALA:O	3:3:158:TYR:CD2	2.63	0.51
5:A:144:GLN:HG3	5:A:145:ILE:H	1.75	0.51
5:A:385:LEU:O	5:A:386:ALA:HB3	2.10	0.51
5:A:462:ILE:HD11	20:B:802:CLA:C5	2.29	0.51
5:A:555:ILE:HG22	6:B:670:TYR:CZ	2.45	0.51
20:A:850:CLA:H152	20:A:850:CLA:H101	1.92	0.51
6:B:580:VAL:CG1	6:B:710:LEU:HD21	2.41	0.51
20:B:826:CLA:O1A	20:B:839:CLA:HED2	2.10	0.51
7:C:12:ILE:HD13	7:C:39:ILE:HG13	1.93	0.51
7:C:30:PRO:HB3	7:C:37:LYS:O	2.10	0.51
20:H:101:CLA:CGA	20:H:101:CLA:H3A	2.34	0.51
13:I:2:ILE:HG12	13:I:3:ASN:CG	2.31	0.51
14:J:2:ARG:NH1	14:J:8:LEU:HB2	2.25	0.51
16:L:69:VAL:HG11	16:L:84:GLY:N	2.25	0.51
17:N:62:SER:O	17:N:63:ASP:CB	2.58	0.51
2:2:55:ALA:CB	2:2:56:MET:HE1	2.39	0.51
2:2:124:ILE:CG2	2:2:129:LYS:HB3	2.40	0.51
3:3:116:PHE:O	3:3:120:LEU:HB2	2.10	0.51

Continued on next page...

Continued from previous page...

Atom-1	Atom-2	Interatomic distance (Å)	Clash overlap (Å)
4:4:34:PRO:HA	4:4:35:GLU:CD	2.31	0.51
4:4:121:PHE:O	4:4:122:LYS:CB	2.58	0.51
4:4:164:LEU:O	4:4:167:ILE:N	2.44	0.51
21:4:319:LMU:H5'	21:4:319:LMU:O2B	2.10	0.51
5:A:472:ARG:N	5:A:473:PRO:HD2	2.24	0.51
20:A:807:CLA:HAA2	20:A:809:CLA:HED1	1.93	0.51
20:A:837:CLA:HED1	20:B:806:CLA:H18	1.93	0.51
6:B:40:GLY:HA2	6:B:165:VAL:HG23	1.91	0.51
6:B:228:GLY:HA3	11:G:8:ILE:HD13	1.93	0.51
6:B:388:ALA:O	6:B:391:PRO:HD2	2.10	0.51
6:B:479:SER:O	6:B:481:THR:N	2.38	0.51
6:B:555:TYR:CD2	6:B:573:TRP:HB2	2.44	0.51
6:B:592:PHE:HA	6:B:721:TYR:OH	2.11	0.51
20:B:803:CLA:HMC1	20:B:803:CLA:HBC2	1.92	0.51
20:B:840:CLA:HBC2	20:B:840:CLA:HMC1	1.93	0.51
15:K:32:ARG:NE	15:K:32:ARG:HA	2.25	0.51
15:K:44:GLU:CG	15:K:45:SER:N	2.30	0.51
17:N:79:SER:CA	17:N:80:ASN:C	2.74	0.51
2:2:81:THR:O	2:2:83:GLY:N	2.44	0.51
3:3:63:ARG:NH2	3:3:189:LEU:HD23	2.19	0.51
3:3:97:PHE:C	3:3:98:ILE:HG23	2.30	0.51
5:A:114:THR:CG2	5:A:115:HIS:ND1	2.71	0.51
5:A:210:LEU:HD12	20:A:813:CLA:HMB2	1.93	0.51
5:A:302:HIS:HB2	20:A:817:CLA:C1B	2.41	0.51
5:A:438:HIS:HB2	5:A:441:ALA:HB3	1.91	0.51
6:B:378:ILE:CA	6:B:381:PHE:HB2	2.41	0.51
6:B:710:LEU:C	6:B:712:HIS:H	2.13	0.51
20:B:825:CLA:H61	20:B:825:CLA:HMA2	1.91	0.51
20:B:832:CLA:H51	22:F:204:BCR:H401	1.93	0.51
7:C:70:TRP:O	7:C:72:GLU:CB	2.59	0.51
8:D:36:LEU:HB2	16:L:19:PHE:O	2.10	0.51
8:D:78:ALA:O	8:D:79:ARG:NH1	2.37	0.51
11:G:17:PHE:O	11:G:20:ARG:CB	2.54	0.51
12:H:74:GLN:OE1	12:H:74:GLN:O	2.29	0.51
22:I:103:BCR:H292	22:L:211:BCR:H281	1.92	0.51
1:1:141:GLU:O	1:1:143:LEU:O	2.29	0.51
21:3:320:LMU:H5B	21:3:320:LMU:O2B	2.10	0.51
4:4:32:GLU:HA	4:4:32:GLU:OE2	2.10	0.51
21:4:321:LMU:O2B	21:4:321:LMU:C4'	2.59	0.51
5:A:122:VAL:HG22	5:A:142:GLY:HA2	1.92	0.51
5:A:243:PRO:O	5:A:244:LEU:O	2.28	0.51

Continued on next page...

Continued from previous page...

Atom-1	Atom-2	Interatomic distance (Å)	Clash overlap (Å)
5:A:462:ILE:CG2	20:A:831:CLA:CMC	2.89	0.51
5:A:520:LEU:HD22	21:A:846:LMU:O1'	2.10	0.51
5:A:624:VAL:O	5:A:636:HIS:CD2	2.64	0.51
5:A:732:ALA:HB1	20:A:838:CLA:HED2	1.93	0.51
20:A:830:CLA:HED1	20:L:203:CLA:O1A	2.11	0.51
6:B:63:GLY:HA2	6:B:66:PHE:HB3	1.93	0.51
6:B:70:TRP:HB3	6:B:136:TYR:HH	1.76	0.51
6:B:124:TRP:O	6:B:124:TRP:HD1	1.94	0.51
6:B:175:LEU:HD11	20:B:820:CLA:CMA	2.41	0.51
6:B:400:PRO:HD2	8:D:143:PRO:HD3	1.92	0.51
6:B:655:LEU:CD2	20:B:841:CLA:CBB	2.89	0.51
20:B:821:CLA:HMA1	11:G:21:PHE:CG	2.46	0.51
8:D:75:LEU:HD21	16:L:19:PHE:CG	2.45	0.51
21:H:106:LMU:C11	21:H:106:LMU:H71	2.41	0.51
13:I:10:PRO:O	13:I:15:LEU:N	2.35	0.51
17:N:47:THR:OG1	17:N:52:LEU:O	2.29	0.51
3:3:182:LYS:O	3:3:185:LYS:HB3	2.11	0.51
20:4:310:CLA:CBA	20:4:310:CLA:HBD	2.41	0.51
5:A:86:LEU:HD22	5:A:86:LEU:H	1.76	0.51
5:A:258:LEU:O	5:A:280:PHE:CE1	2.64	0.51
5:A:327:ILE:O	5:A:328:LYS:O	2.29	0.51
5:A:713:LYS:CE	20:F:201:CLA:H43	2.41	0.51
20:A:808:CLA:H43	22:A:845:BCR:H383	1.93	0.51
20:A:816:CLA:H2	20:A:816:CLA:CBA	2.33	0.51
23:A:842:PQN:H241	23:A:842:PQN:H272	1.93	0.51
6:B:353:TYR:C	6:B:355:LEU:H	2.13	0.51
6:B:503:GLU:HB3	6:B:507:SER:HB2	1.92	0.51
20:B:803:CLA:CMB	20:B:803:CLA:H41	2.41	0.51
12:H:65:LEU:HD23	20:H:111:CLA:C5	2.41	0.51
13:I:12:VAL:CG2	20:I:102:CLA:O1A	2.59	0.51
20:K:103:CLA:HBC2	20:K:103:CLA:CMC	2.37	0.51
16:L:5:LYS:HA	16:L:5:LYS:HE2	1.93	0.51
16:L:33:ILE:HD11	16:L:36:TYR:HD1	1.75	0.51
17:N:50:GLN:OE1	17:N:51:ASP:HA	2.10	0.51
17:N:80:ASN:O	17:N:82:PHE:N	2.32	0.51
1:1:42:SER:HA	1:1:45:ILE:HG12	1.92	0.51
20:2:302:CLA:H42	20:2:302:CLA:O2A	2.10	0.51
5:A:598:VAL:O	5:A:598:VAL:HG12	2.11	0.51
20:A:824:CLA:HAA2	20:A:825:CLA:OBD	2.12	0.51
20:A:839:CLA:HBC2	20:A:839:CLA:CHD	2.31	0.51
6:B:166:SER:C	6:B:168:PHE:H	2.14	0.51

Continued on next page...

Continued from previous page...

Atom-1	Atom-2	Interatomic distance (Å)	Clash overlap (Å)
6:B:320:LYS:O	6:B:322:LEU:N	2.44	0.51
6:B:354:SER:O	6:B:355:LEU:HD13	2.11	0.51
6:B:378:ILE:HA	6:B:381:PHE:HB2	1.92	0.51
6:B:464:GLN:HG3	6:B:469:LYS:HD3	1.93	0.51
20:B:802:CLA:C9	20:B:803:CLA:C9	2.86	0.51
20:B:806:CLA:HBC3	22:F:203:BCR:H332	1.92	0.51
7:C:69:LEU:HD23	7:C:70:TRP:N	2.26	0.51
8:D:46:TYR:HD1	8:D:80:LYS:HB3	1.75	0.51
8:D:93:LYS:NZ	8:D:93:LYS:HB3	2.26	0.51
10:F:53:PHE:C	10:F:55:ASN:N	2.62	0.51
10:F:92:TYR:C	10:F:92:TYR:CD2	2.84	0.51
16:L:102:TYR:C	16:L:104:ILE:H	2.14	0.51
21:1:217:LMU:O6B	21:1:217:LMU:C1B	2.54	0.50
2:2:50:VAL:O	2:2:50:VAL:HG12	2.10	0.50
2:2:170:ALA:O	2:2:171:MET:C	2.48	0.50
5:A:141:ARG:HD3	10:F:39:ALA:HA	1.92	0.50
5:A:160:SER:HB2	5:A:163:GLN:OE1	2.11	0.50
5:A:210:LEU:N	5:A:213:LEU:H	2.09	0.50
5:A:309:LEU:HA	5:A:312:ILE:O	2.11	0.50
5:A:446:LEU:CD1	5:A:554:LEU:HA	2.42	0.50
5:A:514:THR:HB	5:A:532:ILE:HG23	1.93	0.50
5:A:711:HIS:CB	5:A:717:ALA:HB2	2.35	0.50
6:B:77:TRP:CE2	6:B:81:PRO:HB3	2.45	0.50
6:B:551:LYS:HG2	6:B:552:ASP:H	1.76	0.50
6:B:661:PHE:HB3	20:B:803:CLA:HMC1	1.92	0.50
6:B:696:LYS:NZ	8:D:39:LYS:HE3	2.25	0.50
20:B:838:CLA:C6	22:F:204:BCR:C32	2.89	0.50
8:D:36:LEU:HD21	8:D:45:PHE:CZ	2.45	0.50
9:E:32:ARG:HH22	9:E:53:VAL:HA	1.76	0.50
10:F:116:GLN:C	10:F:118:GLU:N	2.64	0.50
17:N:61:LEU:HD11	17:N:63:ASP:CB	2.40	0.50
19:T:1:GLC:H5	19:T:2:FRU:HO1	1.76	0.50
20:1:207:CLA:H43	20:1:207:CLA:CGA	2.41	0.50
2:2:128:ASN:HD21	14:J:4:PHE:H	1.58	0.50
20:2:303:CLA:O2D	20:2:303:CLA:OBD	2.30	0.50
3:3:157:ALA:O	3:3:158:TYR:CB	2.59	0.50
20:4:304:CLA:HAA1	20:F:207:CLA:C4	2.36	0.50
5:A:149:PHE:O	5:A:150:PHE:HB2	2.10	0.50
5:A:262:PHE:O	5:A:264:GLU:N	2.44	0.50
5:A:552:THR:O	5:A:553:VAL:HB	2.11	0.50
5:A:700:TRP:CZ2	23:A:842:PQN:H2M3	2.47	0.50

Continued on next page...

Continued from previous page...

Atom-1	Atom-2	Interatomic distance (Å)	Clash overlap (Å)
5:A:746:THR:HG1	20:A:849:CLA:CGD	2.24	0.50
20:A:820:CLA:HBC3	20:A:822:CLA:HED1	1.92	0.50
20:A:831:CLA:H171	20:A:835:CLA:H202	1.93	0.50
6:B:55:ALA:HB1	6:B:150:LEU:HD12	1.93	0.50
6:B:92:TRP:O	6:B:92:TRP:CD1	2.64	0.50
7:C:7:ILE:O	7:C:60:THR:HA	2.11	0.50
9:E:40:ARG:NE	9:E:86:GLU:CD	2.60	0.50
10:F:125:LEU:HD11	14:J:18:TRP:CZ3	2.45	0.50
14:J:15:SER:HA	14:J:18:TRP:HB3	1.93	0.50
22:J:102:BCR:C39	22:J:102:BCR:C23	2.77	0.50
15:K:44:GLU:OE1	15:K:45:SER:O	2.29	0.50
16:L:33:ILE:CD1	16:L:36:TYR:HD1	2.25	0.50
16:L:128:ASP:OD2	16:L:129:GLN:N	2.41	0.50
17:N:51:ASP:O	17:N:52:LEU:HD22	2.11	0.50
18:R:49:UNK:O	18:R:51:UNK:CB	2.58	0.50
2:2:57:LEU:HD23	2:2:58:GLY:N	2.26	0.50
2:2:154:GLN:HA	2:2:154:GLN:OE1	2.11	0.50
5:A:157:GLY:HA2	5:A:229:ILE:CG2	2.41	0.50
5:A:478:SER:HB3	5:A:644:GLN:CD	2.31	0.50
5:A:725:LEU:HD21	20:A:838:CLA:HMD3	1.93	0.50
5:A:733:VAL:HG21	20:A:838:CLA:HMD3	1.93	0.50
20:A:817:CLA:C4A	20:A:817:CLA:H12	2.42	0.50
20:A:830:CLA:H191	23:B:843:PQN:H303	1.93	0.50
22:A:845:BCR:C3	22:F:203:BCR:H17C	2.41	0.50
21:A:853:LMU:C8	21:A:853:LMU:C3	2.89	0.50
6:B:75:GLU:HB2	6:B:132:ASN:HD22	1.76	0.50
6:B:527:LEU:HD12	20:B:826:CLA:C1D	2.42	0.50
6:B:694:ARG:HE	16:L:105:ALA:CA	2.24	0.50
9:E:73:ASN:C	9:E:73:ASN:ND2	2.64	0.50
11:G:45:GLU:C	11:G:47:GLY:N	2.54	0.50
21:H:103:LMU:H2B	21:H:103:LMU:C6B	2.41	0.50
14:J:2:ARG:HB3	14:J:7:TYR:CZ	2.45	0.50
15:K:4:GLY:HA2	15:K:7:THR:CB	2.41	0.50
17:N:45:ASN:ND2	17:N:54:LYS:HB2	2.26	0.50
17:N:48:GLY:HA3	17:N:49:CYS:SG	2.51	0.50
17:N:61:LEU:HD12	17:N:63:ASP:HB2	1.93	0.50
18:R:47:UNK:O	18:R:48:UNK:O	2.30	0.50
2:2:106:GLU:O	20:2:310:CLA:HMA3	2.10	0.50
3:3:109:ASP:O	3:3:110:SER:O	2.28	0.50
3:3:182:LYS:O	3:3:182:LYS:HG2	2.12	0.50
4:4:46:VAL:HG21	4:4:105:ARG:NH1	2.26	0.50

Continued on next page...

Continued from previous page...

Atom-1	Atom-2	Interatomic distance (Å)	Clash overlap (Å)
4:4:114:SER:O	4:4:117:GLN:N	2.44	0.50
21:4:319:LMU:C4B	21:4:319:LMU:O1B	2.56	0.50
5:A:44:ILE:O	5:A:46:LYS:HA	2.11	0.50
5:A:188:LYS:O	5:A:190:ALA:N	2.45	0.50
5:A:360:ILE:O	5:A:361:ASN:HB3	2.11	0.50
5:A:390:ALA:HB1	5:A:754:ILE:HD13	1.93	0.50
5:A:475:ASP:HB3	20:A:831:CLA:CED	2.41	0.50
5:A:592:VAL:O	5:A:597:HIS:CD2	2.65	0.50
20:A:826:CLA:C17	22:J:102:BCR:H17C	2.40	0.50
6:B:127:ILE:CG1	6:B:193:HIS:HE1	2.24	0.50
6:B:558:PRO:O	6:B:559:CYS:HB3	2.12	0.50
20:B:829:CLA:H62	22:B:845:BCR:C32	2.42	0.50
8:D:29:PHE:O	8:D:30:ALA:HB3	2.12	0.50
10:F:22:LEU:HD12	10:F:22:LEU:N	2.10	0.50
10:F:26:GLN:O	10:F:28:SER:N	2.44	0.50
21:F:202:LMU:C7	21:F:202:LMU:C3	2.85	0.50
11:G:68:ILE:HG22	11:G:72:LEU:HD13	1.91	0.50
21:H:106:LMU:C11	21:H:106:LMU:C7	2.88	0.50
15:K:44:GLU:OE2	15:K:45:SER:O	2.29	0.50
18:R:34:UNK:C	18:R:36:UNK:N	2.75	0.50
20:1:203:CLA:HBD	20:1:203:CLA:CAA	2.41	0.50
2:2:37:ASP:OD2	3:3:41:ASP:CG	2.50	0.50
2:2:98:GLU:CG	2:2:99:LEU:HD12	2.41	0.50
2:2:163:GLU:HA	2:2:163:GLU:OE1	2.10	0.50
20:2:307:CLA:H93	20:2:307:CLA:C4	2.32	0.50
4:4:76:TYR:CD1	4:4:76:TYR:C	2.83	0.50
5:A:58:HIS:HE1	20:A:803:CLA:C4D	2.20	0.50
5:A:96:MET:HE1	20:A:807:CLA:HBB2	1.92	0.50
5:A:445:HIS:O	5:A:446:LEU:HB2	2.11	0.50
5:A:583:GLY:O	5:A:589:THR:HB	2.11	0.50
20:A:825:CLA:CBB	20:A:832:CLA:C3A	2.90	0.50
20:A:838:CLA:C19	14:J:19:PHE:CD2	2.94	0.50
6:B:338:LEU:O	6:B:339:ALA:HB3	2.11	0.50
6:B:440:ASN:ND2	6:B:453:ILE:O	2.45	0.50
6:B:558:PRO:HB3	6:B:706:ARG:HH21	1.75	0.50
6:B:594:TRP:HD1	6:B:595:HIS:HB2	1.77	0.50
20:B:809:CLA:H43	25:B:848:LMG:H321	1.93	0.50
20:B:812:CLA:HED2	20:B:812:CLA:O2A	2.11	0.50
20:B:827:CLA:C7	22:B:846:BCR:H14C	2.42	0.50
23:B:843:PQN:H192	22:B:847:BCR:C8	2.41	0.50
7:C:60:THR:HG23	7:C:63:LEU:O	2.11	0.50

Continued on next page...

Continued from previous page...

Atom-1	Atom-2	Interatomic distance (Å)	Clash overlap (Å)
8:D:116:ASP:HB3	8:D:127:ARG:HH12	1.76	0.50
9:E:88:GLU:O	9:E:90:VAL:HB	2.11	0.50
11:G:37:GLU:OE2	11:G:42:SER:N	2.44	0.50
12:H:45:ALA:HB3	12:H:46:PRO:HD3	1.92	0.50
14:J:36:ALA:O	14:J:37:LEU:HB2	2.11	0.50
15:K:47:LEU:O	15:K:48:GLN:OE1	2.30	0.50
20:K:104:CLA:O2D	20:K:104:CLA:HBA1	2.11	0.50
16:L:17:ASP:OD1	16:L:17:ASP:O	2.29	0.50
16:L:163:LEU:C	16:L:163:LEU:HD13	2.31	0.50
18:R:34:UNK:O	18:R:36:UNK:O	2.29	0.50
2:2:162:LYS:HD3	2:2:162:LYS:O	2.12	0.50
2:2:203:THR:CG2	2:2:204:ILE:N	2.73	0.50
4:4:69:ILE:O	4:4:71:ASN:N	2.45	0.50
4:4:114:SER:O	4:4:117:GLN:HG3	2.12	0.50
20:4:303:CLA:CED	20:4:303:CLA:CAA	2.78	0.50
5:A:223:VAL:HA	5:A:227:LEU:HB2	1.94	0.50
5:A:707:ILE:HG22	5:A:711:HIS:CD2	2.45	0.50
20:A:826:CLA:C11	22:J:102:BCR:H353	2.40	0.50
20:A:828:CLA:H152	20:A:828:CLA:C10	2.41	0.50
20:A:850:CLA:HED1	20:B:850:CLA:H2	1.93	0.50
6:B:30:ASP:O	6:B:34:HIS:HD2	1.95	0.50
6:B:54:LEU:HD11	20:B:814:CLA:HBA2	1.94	0.50
6:B:75:GLU:CB	6:B:132:ASN:HD22	2.24	0.50
6:B:439:HIS:CD2	6:B:453:ILE:HG22	2.47	0.50
20:B:810:CLA:H42	20:B:810:CLA:C4C	2.42	0.50
10:F:80:TRP:HB3	20:F:207:CLA:HHC	1.93	0.50
16:L:63:LEU:CD2	16:L:64:LEU:H	2.22	0.50
20:L:201:CLA:H141	20:L:204:CLA:H93	1.93	0.50
20:L:202:CLA:CGD	20:L:202:CLA:C1	2.88	0.50
17:N:83:TRP:O	17:N:83:TRP:CE3	2.63	0.50
18:R:38:UNK:O	18:R:39:UNK:O	2.29	0.50
21:2:319:LMU:H3'	21:2:319:LMU:C5B	2.42	0.50
4:4:40:PHE:HA	4:4:43:ALA:H	1.75	0.50
4:4:97:LEU:C	4:4:99:HIS:N	2.60	0.50
4:4:192:THR:CG2	4:4:193:ILE:N	2.75	0.50
5:A:131:ILE:CG2	6:B:446:PHE:HA	2.36	0.50
5:A:555:ILE:CG2	20:B:803:CLA:OBD	2.60	0.50
20:A:803:CLA:HBA2	20:A:838:CLA:H2	1.93	0.50
20:A:807:CLA:HMB1	22:J:102:BCR:HC7	1.91	0.50
6:B:91:ILE:CD1	6:B:104:PHE:CE2	2.95	0.50
6:B:353:TYR:CD1	6:B:594:TRP:HZ3	2.30	0.50

Continued on next page...

Continued from previous page...

Atom-1	Atom-2	Interatomic distance (Å)	Clash overlap (Å)
11:G:28:ARG:HG3	11:G:29:GLU:CG	2.41	0.50
15:K:35:THR:HG23	15:K:36:ALA:H	1.77	0.50
17:N:54:LYS:HB3	17:N:57:LYS:HB2	1.94	0.50
17:N:80:ASN:OD1	17:N:82:PHE:CA	2.60	0.50
17:N:80:ASN:OD1	17:N:82:PHE:N	2.45	0.50
18:R:43:UNK:O	18:R:44:UNK:O	2.29	0.50
2:2:97:VAL:CA	2:2:100:VAL:HG13	2.41	0.50
22:2:318:BCR:H361	20:A:840:CLA:H92	1.94	0.50
4:4:142:ASN:N	4:4:150:LYS:NZ	2.56	0.50
20:4:301:CLA:O1D	20:4:301:CLA:H2A	2.12	0.50
5:A:24:ARG:O	5:A:25:ASP:OD1	2.30	0.50
5:A:49:ASP:HB2	5:A:720:THR:HA	1.94	0.50
5:A:59:ALA:O	5:A:61:ALA:N	2.44	0.50
5:A:755:ILE:O	5:A:756:ALA:HB3	2.12	0.50
6:B:119:GLY:O	6:B:121:TYR:N	2.45	0.50
6:B:193:HIS:CD2	20:B:815:CLA:NB	2.80	0.50
6:B:196:HIS:NE2	20:B:816:CLA:ND	2.60	0.50
6:B:492:ILE:HD13	6:B:492:ILE:N	2.17	0.50
6:B:594:TRP:CD2	6:B:598:HIS:CE1	3.00	0.50
20:B:809:CLA:H191	20:B:828:CLA:H141	1.93	0.50
8:D:58:PHE:CD2	8:D:59:GLU:N	2.80	0.50
16:L:148:VAL:O	16:L:149:SER:CB	2.54	0.50
1:1:27:LEU:HG	6:B:314:ARG:NH1	2.26	0.50
2:2:171:MET:CE	2:2:175:MET:HB2	2.42	0.50
3:3:106:TYR:CD2	3:3:107:TRP:CG	2.99	0.50
4:4:92:VAL:HG12	4:4:93:ILE:N	2.27	0.50
4:4:127:PRO:HB2	4:4:143:PHE:CE1	2.47	0.50
5:A:209:GLY:C	5:A:213:LEU:HB2	2.32	0.50
5:A:638:THR:OG1	5:A:641:ASN:ND2	2.44	0.50
20:A:822:CLA:CAB	22:A:844:BCR:C35	2.90	0.50
6:B:124:TRP:O	6:B:124:TRP:CD1	2.64	0.50
6:B:202:SER:CB	6:B:270:LEU:HD21	2.42	0.50
6:B:385:GLY:N	20:B:830:CLA:HBC3	2.27	0.50
6:B:681:ALA:O	6:B:682:HIS:C	2.50	0.50
20:B:808:CLA:HAC1	20:B:830:CLA:HMA1	1.94	0.50
20:B:824:CLA:HMC1	20:B:824:CLA:CBC	2.35	0.50
10:F:50:LYS:C	10:F:52:ARG:N	2.65	0.50
16:L:135:GLY:O	16:L:138:LYS:HG2	2.12	0.50
16:L:163:LEU:HD11	16:L:165:TYR:CE1	2.45	0.50
2:2:98:GLU:HG2	2:2:99:LEU:HD12	1.93	0.49
3:3:158:TYR:CB	3:3:159:PRO:HD2	2.22	0.49

Continued on next page...

Continued from previous page...

Atom-1	Atom-2	Interatomic distance (Å)	Clash overlap (Å)
5:A:44:ILE:O	5:A:46:LYS:CA	2.60	0.49
5:A:98:PHE:HD1	5:A:99:HIS:HD2	1.58	0.49
5:A:335:LYS:HE3	5:A:341:GLN:HB2	1.93	0.49
5:A:464:ASN:N	5:A:464:ASN:ND2	2.57	0.49
5:A:599:PHE:CD1	5:A:600:LEU:HD23	2.35	0.49
5:A:618:TRP:O	5:A:618:TRP:CD1	2.64	0.49
5:A:651:GLY:O	5:A:655:ASP:HB2	2.12	0.49
5:A:683:HIS:O	20:A:850:CLA:HAA2	2.11	0.49
5:A:711:HIS:NE2	20:A:837:CLA:CAC	2.74	0.49
20:A:810:CLA:HBB2	20:A:813:CLA:HMA3	1.92	0.49
20:A:830:CLA:H152	22:L:211:BCR:C36	2.42	0.49
6:B:299:HIS:NE2	6:B:304:ILE:HG21	2.27	0.49
6:B:321:GLY:O	6:B:325:THR:HG22	2.11	0.49
6:B:438:VAL:O	6:B:442:VAL:N	2.44	0.49
6:B:454:LEU:HD12	6:B:454:LEU:N	2.27	0.49
6:B:475:ASP:O	6:B:479:SER:OG	2.30	0.49
6:B:595:HIS:CD2	6:B:623:TYR:OH	2.65	0.49
20:B:828:CLA:CGA	20:B:828:CLA:H3A	2.38	0.49
10:F:123:VAL:HB	10:F:126:ALA:O	2.12	0.49
20:F:206:CLA:H2A	20:F:206:CLA:O1D	2.12	0.49
16:L:48:ASN:CB	16:L:49:PRO:HD2	2.39	0.49
17:N:84:LYS:C	17:N:85:TRP:CD1	2.85	0.49
2:2:103:GLY:O	2:2:104:TRP:C	2.49	0.49
2:2:128:ASN:CG	14:J:3:ASP:HB3	2.31	0.49
21:2:321:LMU:O2B	21:2:321:LMU:H4'	2.12	0.49
21:3:320:LMU:H81	21:3:320:LMU:C4	2.42	0.49
4:4:36:ASN:C	4:4:39:TRP:CG	2.86	0.49
4:4:82:GLU:O	4:4:83:TYR:HD1	1.95	0.49
5:A:308:ILE:HG13	20:A:816:CLA:CBB	2.43	0.49
5:A:690:LEU:HD23	5:A:693:LEU:HD12	1.93	0.49
5:A:736:THR:HG21	20:A:828:CLA:H91	1.94	0.49
20:A:820:CLA:C2D	20:A:821:CLA:HMB3	2.42	0.49
6:B:242:HIS:O	6:B:243:LEU:HG	2.12	0.49
6:B:334:LEU:CA	20:B:808:CLA:HMD3	2.42	0.49
6:B:583:MET:HA	20:B:826:CLA:HBC1	1.93	0.49
20:B:835:CLA:HBB1	22:B:846:BCR:C28	2.39	0.49
7:C:65:VAL:HG12	7:C:66:ARG:N	2.26	0.49
8:D:36:LEU:HD12	8:D:78:ALA:H	1.77	0.49
12:H:25:GLY:HA3	12:H:27:ASP:CG	2.32	0.49
15:K:44:GLU:O	15:K:46:GLY:O	2.30	0.49
18:R:37:UNK:O	18:R:42:UNK:O	2.30	0.49

Continued on next page...

Continued from previous page...

Atom-1	Atom-2	Interatomic distance (Å)	Clash overlap (Å)
20:2:302:CLA:O2A	20:2:302:CLA:C4	2.60	0.49
5:A:182:GLY:HA3	20:A:811:CLA:HAC1	1.94	0.49
5:A:207:LEU:CD1	20:A:819:CLA:HBB2	2.42	0.49
5:A:398:HIS:HD2	20:A:826:CLA:ND	2.10	0.49
5:A:582:ASP:HB3	5:A:589:THR:CG2	2.41	0.49
5:A:636:HIS:O	5:A:638:THR:N	2.45	0.49
20:A:835:CLA:ND	20:A:835:CLA:H11	2.26	0.49
6:B:292:ARG:NE	6:B:297:ILE:O	2.45	0.49
6:B:305:LEU:O	6:B:308:HIS:N	2.28	0.49
6:B:309:ILE:HG22	6:B:319:HIS:CD2	2.48	0.49
6:B:357:ALA:O	6:B:358:TYR:CD1	2.65	0.49
6:B:382:ILE:O	6:B:385:GLY:N	2.43	0.49
6:B:459:PHE:O	6:B:463:ILE:HD13	2.12	0.49
6:B:542:ARG:NH2	8:D:143:PRO:HG3	2.27	0.49
6:B:607:SER:HA	6:B:610:ASN:ND2	2.27	0.49
20:B:806:CLA:H61	22:F:203:BCR:H12C	1.94	0.49
8:D:50:TRP:N	8:D:50:TRP:CD1	2.80	0.49
4:4:98:SER:OG	4:4:102:GLU:OE1	2.28	0.49
4:4:175:LYS:O	4:4:175:LYS:HD2	2.12	0.49
5:A:56:ASN:O	5:A:57:LEU:CB	2.56	0.49
5:A:63:ASP:HA	20:A:828:CLA:HED2	1.94	0.49
5:A:258:LEU:O	5:A:259:TYR:HB2	2.11	0.49
5:A:312:ILE:O	5:A:313:ALA:HB2	2.12	0.49
5:A:435:VAL:HA	5:A:438:HIS:HE1	1.77	0.49
5:A:442:ILE:CG2	20:A:829:CLA:HMC3	2.37	0.49
5:A:443:ILE:HD13	5:A:561:LEU:HD12	1.95	0.49
5:A:625:TRP:CB	5:A:637:ILE:HD11	2.43	0.49
20:A:838:CLA:C4A	20:A:838:CLA:HBA2	2.35	0.49
6:B:53:GLN:OE1	6:B:53:GLN:HA	2.04	0.49
6:B:325:THR:HG21	6:B:403:ASN:HD21	1.77	0.49
6:B:376:GLN:OE1	6:B:376:GLN:HA	2.12	0.49
6:B:535:VAL:HG13	6:B:536:LYS:N	2.28	0.49
6:B:596:TRP:O	6:B:597:LYS:CB	2.60	0.49
6:B:616:LEU:O	6:B:619:TRP:HB2	2.12	0.49
7:C:1:MET:HB3	7:C:4:SER:CB	2.37	0.49
10:F:125:LEU:O	10:F:126:ALA:HB2	2.12	0.49
20:F:207:CLA:CAD	20:F:207:CLA:HED2	2.41	0.49
11:G:44:PHE:C	11:G:47:GLY:N	2.65	0.49
12:H:37:SER:HB3	16:L:51:LEU:HG	1.94	0.49
20:J:101:CLA:CBD	20:J:101:CLA:CBA	2.78	0.49
18:R:27:UNK:C	18:R:29:UNK:N	2.73	0.49

Continued on next page...

Continued from previous page...

Atom-1	Atom-2	Interatomic distance (Å)	Clash overlap (Å)
1:1:136:ASP:O	1:1:138:LYS:N	2.46	0.49
1:1:142:GLU:OE1	20:1:201:CLA:C2D	2.60	0.49
2:2:57:LEU:O	2:2:60:ALA:CB	2.61	0.49
2:2:192:LEU:HG	2:2:193:PHE:N	2.27	0.49
3:3:133:ALA:O	3:3:134:LYS:HB2	2.12	0.49
4:4:195:GLN:OE1	4:4:195:GLN:HA	2.13	0.49
5:A:746:THR:O	5:A:750:PHE:N	2.40	0.49
20:A:818:CLA:O2A	20:A:818:CLA:C4	2.58	0.49
22:A:845:BCR:H323	22:J:102:BCR:H391	1.93	0.49
6:B:376:GLN:HB3	6:B:587:ILE:HD12	1.94	0.49
6:B:527:LEU:HD13	6:B:586:THR:HG21	1.94	0.49
6:B:646:TRP:CZ2	6:B:726:ILE:HG21	2.47	0.49
6:B:662:MET:HE2	23:B:843:PQN:H2M3	1.94	0.49
20:B:826:CLA:C1	20:B:839:CLA:HED2	2.43	0.49
7:C:1:MET:HA	7:C:2:SER:C	2.33	0.49
9:E:58:ASP:OD1	9:E:58:ASP:N	2.39	0.49
20:G:105:CLA:H2A	20:G:105:CLA:O1D	2.12	0.49
20:K:101:CLA:HED1	20:K:102:CLA:CMB	2.37	0.49
20:K:104:CLA:HHD	20:K:104:CLA:CBC	2.34	0.49
18:R:6:UNK:CB	18:R:10:UNK:CB	2.90	0.49
21:R:102:LMU:H6E	21:R:102:LMU:C6B	2.42	0.49
1:1:144:LYS:HE3	20:1:201:CLA:CGD	2.41	0.49
5:A:24:ARG:O	5:A:25:ASP:O	2.30	0.49
5:A:83:PHE:HA	5:A:86:LEU:HD23	1.94	0.49
5:A:170:GLY:C	5:A:173:VAL:HG22	2.33	0.49
5:A:369:THR:HG21	5:A:402:ILE:CG2	2.43	0.49
5:A:679:PHE:O	5:A:683:HIS:CB	2.60	0.49
20:A:821:CLA:HAA1	15:K:32:ARG:CZ	2.43	0.49
20:A:826:CLA:H171	22:J:102:BCR:H351	1.94	0.49
20:A:828:CLA:H122	20:A:838:CLA:HMA2	1.94	0.49
6:B:247:THR:HB	6:B:248:GLN:OE1	2.12	0.49
6:B:436:LEU:O	6:B:437:TYR:HB2	2.13	0.49
20:B:814:CLA:H192	20:B:819:CLA:OBD	2.13	0.49
20:B:838:CLA:C12	22:F:204:BCR:H311	2.43	0.49
8:D:75:LEU:HD21	16:L:19:PHE:CE1	2.47	0.49
10:F:83:PHE:O	10:F:87:GLY:N	2.46	0.49
14:J:20:GLY:O	14:J:21:SER:HB2	2.11	0.49
14:J:26:LEU:H	14:J:28:GLU:H	1.60	0.49
15:K:38:LEU:HG	15:K:39:LYS:HD2	1.87	0.49
17:N:5:GLU:OE1	17:N:5:GLU:O	2.30	0.49
17:N:27:ALA:O	17:N:28:ASN:O	2.30	0.49

Continued on next page...

Continued from previous page...

Atom-1	Atom-2	Interatomic distance (Å)	Clash overlap (Å)
18:R:36:UNK:C	18:R:38:UNK:CB	2.90	0.49
3:3:74:ALA:CB	3:3:75:PRO:HD3	2.26	0.49
3:3:129:PHE:O	3:3:129:PHE:CD1	2.66	0.49
5:A:225:VAL:HG12	5:A:248:PHE:CD1	2.48	0.49
5:A:281:LEU:HD12	20:A:816:CLA:HED2	1.95	0.49
5:A:331:LEU:CD2	5:A:331:LEU:C	2.80	0.49
5:A:382:TYR:HB2	5:A:385:LEU:HD11	1.94	0.49
20:A:807:CLA:HBA2	20:A:807:CLA:H3A	1.50	0.49
6:B:363:GLN:HA	6:B:365:PHE:CE1	2.47	0.49
20:B:826:CLA:C2B	22:B:846:BCR:H352	2.42	0.49
7:C:8:TYR:HB2	7:C:41:SER:OG	2.13	0.49
21:H:106:LMU:H71	21:H:106:LMU:H112	1.93	0.49
17:N:39:SER:OG	17:N:41:LYS:CA	2.58	0.49
17:N:62:SER:CA	17:N:64:ASP:HB3	2.42	0.49
20:R:108:CLA:H92	21:R:109:LMU:O4'	2.12	0.49
1:1:184:PRO:O	1:1:185:TRP:CE2	2.66	0.49
2:2:188:PRO:O	2:2:189:ILE:C	2.50	0.49
20:3:310:CLA:HHC	20:3:310:CLA:CBB	2.43	0.49
20:4:303:CLA:O1A	20:4:303:CLA:C2	2.59	0.49
20:4:306:CLA:CBA	20:4:306:CLA:CMA	2.70	0.49
5:A:22:VAL:CG1	5:A:24:ARG:HA	2.42	0.49
5:A:78:VAL:O	5:A:82:HIS:CD2	2.65	0.49
5:A:83:PHE:CE2	5:A:185:HIS:CD2	3.01	0.49
5:A:207:LEU:HB3	20:A:819:CLA:CBB	2.43	0.49
5:A:327:ILE:O	5:A:328:LYS:C	2.50	0.49
5:A:536:THR:HA	5:A:539:PHE:HB3	1.95	0.49
6:B:256:THR:HG22	6:B:271:THR:OG1	2.12	0.49
7:C:1:MET:CB	7:C:4:SER:CB	2.91	0.49
9:E:89:GLU:O	9:E:90:VAL:HB	2.13	0.49
10:F:130:LEU:CG	10:F:131:PHE:H	2.09	0.49
20:F:207:CLA:HED2	20:F:207:CLA:OBD	2.12	0.49
13:I:8:PHE:CZ	20:I:102:CLA:H43	2.48	0.49
16:L:97:MET:HA	16:L:100:THR:HG23	1.95	0.49
17:N:45:ASN:HB2	17:N:54:LYS:CB	2.42	0.49
17:N:58:VAL:C	17:N:60:PHE:H	2.16	0.49
17:N:70:GLU:O	17:N:72:LYS:CE	2.61	0.49
2:2:64:ILE:HD13	20:2:303:CLA:HMB1	1.95	0.49
4:4:107:GLN:C	20:4:301:CLA:HMA2	2.22	0.49
4:4:107:GLN:HA	20:4:301:CLA:C2A	2.42	0.49
5:A:96:MET:N	5:A:98:PHE:O	2.46	0.49
5:A:146:THR:HA	5:A:391:THR:HG23	1.95	0.49

Continued on next page...

Continued from previous page...

Atom-1	Atom-2	Interatomic distance (Å)	Clash overlap (Å)
5:A:193:LEU:O	5:A:194:ALA:C	2.50	0.49
5:A:536:THR:O	5:A:537:ALA:HB3	2.13	0.49
5:A:549:ILE:O	5:A:552:THR:O	2.31	0.49
5:A:713:LYS:HE3	20:F:201:CLA:H43	1.94	0.49
20:A:815:CLA:CED	20:A:815:CLA:HAA1	2.43	0.49
20:A:818:CLA:CBB	20:A:818:CLA:C10	2.90	0.49
6:B:60:TRP:CD1	20:B:809:CLA:HBC1	2.48	0.49
6:B:304:ILE:CD1	20:B:820:CLA:HED3	2.41	0.49
6:B:340:SER:O	6:B:344:ILE:HG13	2.13	0.49
6:B:354:SER:OG	20:B:827:CLA:HBC3	2.13	0.49
6:B:407:VAL:HG23	20:B:831:CLA:HMD3	1.95	0.49
6:B:481:THR:O	6:B:482:ASN:HB2	2.13	0.49
20:B:831:CLA:HMB2	20:F:201:CLA:C4A	2.43	0.49
20:B:841:CLA:HED1	25:B:848:LMG:C21	2.43	0.49
9:E:69:PHE:CD2	9:E:70:ALA:N	2.80	0.49
16:L:50:LEU:HG	16:L:51:LEU:HD23	1.95	0.49
16:L:64:LEU:CD2	20:L:203:CLA:H201	2.41	0.49
1:1:184:PRO:N	1:1:185:TRP:CD1	2.81	0.49
20:1:207:CLA:HAA2	20:1:207:CLA:CBF	2.43	0.49
2:2:120:ASN:OD1	2:2:120:ASN:N	2.45	0.49
2:2:127:ASN:OD1	14:J:7:TYR:CD2	2.65	0.49
2:2:166:ASN:OD1	2:2:169:LEU:CD1	2.58	0.49
20:4:304:CLA:CBC	20:4:304:CLA:CMC	2.78	0.49
20:4:315:CLA:HBC3	20:4:315:CLA:CHD	2.42	0.49
5:A:100:GLY:HA3	5:A:153:TRP:CZ3	2.48	0.49
5:A:205:HIS:CG	20:A:813:CLA:HMC2	2.48	0.49
6:B:255:LEU:HA	6:B:271:THR:HB	1.95	0.49
6:B:693:TRP:CD1	20:B:840:CLA:HMD3	2.48	0.49
20:B:814:CLA:H41	20:B:819:CLA:CBC	2.43	0.49
20:B:822:CLA:HMD2	22:G:104:BCR:C32	2.43	0.49
7:C:52:LYS:NZ	7:C:64:SER:OG	2.33	0.49
8:D:31:GLY:O	8:D:32:SER:CB	2.61	0.49
21:D:201:LMU:O1'	21:D:201:LMU:C4	2.58	0.49
20:L:202:CLA:HHD	20:L:202:CLA:HBC3	1.95	0.49
19:P:1:GLC:O6	19:P:1:GLC:C1	2.60	0.49
2:2:98:GLU:CG	2:2:99:LEU:HD11	2.42	0.48
4:4:104:ARG:HA	4:4:107:GLN:NE2	2.28	0.48
4:4:116:ASN:HB3	4:4:118:ASP:OD1	2.13	0.48
20:4:318:CLA:HBB2	21:4:321:LMU:O3B	2.08	0.48
5:A:107:GLU:OE1	5:A:161:GLU:CG	2.59	0.48
5:A:221:HIS:NE2	20:A:814:CLA:NA	2.61	0.48

Continued on next page...

Continued from previous page...

Atom-1	Atom-2	Interatomic distance (Å)	Clash overlap (Å)
5:A:711:HIS:O	5:A:716:VAL:HG22	2.14	0.48
20:A:851:CLA:HBC2	20:A:851:CLA:HMC1	1.95	0.48
6:B:291:TYR:HE1	20:B:820:CLA:HED1	1.78	0.48
6:B:336:LEU:HD21	20:B:825:CLA:HBB1	1.94	0.48
6:B:400:PRO:HG2	8:D:141:VAL:C	2.34	0.48
20:B:831:CLA:HBA2	20:B:831:CLA:H3A	1.48	0.48
8:D:40:ALA:HA	8:D:44:GLU:O	2.13	0.48
8:D:75:LEU:HD21	16:L:19:PHE:CD1	2.48	0.48
8:D:152:GLN:HA	8:D:153:PRO:HD2	1.69	0.48
14:J:26:LEU:C	14:J:26:LEU:HD23	2.33	0.48
16:L:101:MET:SD	16:L:104:ILE:HG12	2.53	0.48
17:N:27:ALA:O	17:N:28:ASN:C	2.51	0.48
17:N:35:VAL:HG12	17:N:37:PHE:CE1	2.48	0.48
17:N:45:ASN:HD21	17:N:54:LYS:HD3	1.68	0.48
2:2:191:ASN:HD21	2:2:194:ALA:HA	1.78	0.48
21:2:321:LMU:O2B	21:2:321:LMU:C6'	2.61	0.48
4:4:69:ILE:CG2	4:4:70:ILE:N	2.47	0.48
20:A:804:CLA:H2A	20:A:804:CLA:CED	2.43	0.48
20:A:830:CLA:H101	20:A:830:CLA:H143	1.93	0.48
6:B:68:VAL:O	6:B:69:ALA:CB	2.60	0.48
6:B:145:LEU:HA	6:B:148:ILE:HD12	1.95	0.48
6:B:216:LEU:HD22	6:B:218:TYR:H	1.77	0.48
6:B:356:PRO:HB2	6:B:361:ILE:CG2	2.44	0.48
6:B:462:TRP:HZ3	20:B:834:CLA:CBC	2.26	0.48
6:B:664:LEU:O	6:B:667:TRP:HZ3	1.96	0.48
10:F:123:VAL:O	10:F:126:ALA:N	2.46	0.48
11:G:33:LYS:O	11:G:34:GLN:O	2.31	0.48
13:I:9:VAL:H	13:I:10:PRO:CD	2.26	0.48
20:1:203:CLA:O1A	20:1:203:CLA:C2	2.61	0.48
2:2:168:ARG:HG2	2:2:168:ARG:NH1	2.28	0.48
5:A:40:PHE:CE1	5:A:53:TRP:HD1	2.19	0.48
5:A:83:PHE:HE2	5:A:185:HIS:CD2	2.31	0.48
5:A:350:LEU:HA	5:A:350:LEU:HD23	1.66	0.48
5:A:583:GLY:O	5:A:585:GLY:N	2.47	0.48
20:A:819:CLA:C2C	20:A:825:CLA:H171	2.43	0.48
20:A:824:CLA:HAA1	20:A:824:CLA:HBD	1.94	0.48
6:B:102:GLU:O	6:B:103:ALA:C	2.51	0.48
6:B:336:LEU:HD22	20:B:825:CLA:HBB1	1.95	0.48
6:B:550:LYS:CG	6:B:550:LYS:O	2.60	0.48
7:C:12:ILE:HG21	7:C:39:ILE:C	2.34	0.48
9:E:41:ARG:HG3	9:E:46:PHE:CE1	2.48	0.48

Continued on next page...

Continued from previous page...

Atom-1	Atom-2	Interatomic distance (Å)	Clash overlap (Å)
10:F:47:GLU:CG	10:F:51:LYS:HE3	2.28	0.48
10:F:151:ASP:O	10:F:154:PHE:CB	2.56	0.48
11:G:13:GLY:HA2	11:G:16:LEU:CG	2.35	0.48
11:G:58:LEU:HD12	11:G:59:LYS:HE3	1.95	0.48
16:L:32:LEU:CD1	20:L:204:CLA:HED1	2.43	0.48
16:L:95:LEU:O	16:L:99:LEU:HD13	2.13	0.48
16:L:163:LEU:HD12	16:L:165:TYR:CG	2.46	0.48
17:N:62:SER:CB	17:N:66:ASP:HA	2.37	0.48
1:1:179:THR:OG1	4:4:87:SER:OG	2.16	0.48
2:2:167:GLY:O	2:2:169:LEU:N	2.47	0.48
2:2:178:TRP:O	2:2:182:ILE:N	2.27	0.48
20:2:302:CLA:CGD	20:2:302:CLA:C2A	2.91	0.48
4:4:36:ASN:OD1	4:4:39:TRP:CD1	2.67	0.48
4:4:174:GLY:C	4:4:175:LYS:HG3	2.23	0.48
20:A:818:CLA:OBD	20:A:827:CLA:H43	2.13	0.48
21:A:852:LMU:H3'	21:A:852:LMU:H2O1	1.74	0.48
6:B:166:SER:O	6:B:168:PHE:N	2.44	0.48
6:B:464:GLN:CG	6:B:469:LYS:HD3	2.42	0.48
6:B:528:HIS:CE1	20:B:839:CLA:NB	2.81	0.48
6:B:536:LYS:O	6:B:537:GLY:C	2.51	0.48
20:B:832:CLA:HMB3	20:B:833:CLA:HBB2	1.96	0.48
7:C:11:CYS:C	7:C:13:GLY:H	2.17	0.48
9:E:52:VAL:HG12	9:E:53:VAL:N	2.16	0.48
9:E:58:ASP:OD2	9:E:60:LYS:NZ	2.38	0.48
11:G:21:PHE:CE1	22:G:104:BCR:H343	2.48	0.48
11:G:57:LEU:O	11:G:61:ASN:OD1	2.31	0.48
18:R:38:UNK:O	18:R:39:UNK:C	2.61	0.48
2:2:54:TRP:NE1	2:2:109:ARG:HD2	2.29	0.48
3:3:157:ALA:O	3:3:158:TYR:HD2	1.94	0.48
5:A:24:ARG:NH1	5:A:29:THR:CA	2.64	0.48
5:A:341:GLN:HB3	5:A:434:ARG:NH1	2.28	0.48
5:A:468:SER:HB2	5:A:476:MET:SD	2.54	0.48
5:A:723:ARG:NH2	9:E:73:ASN:O	2.45	0.48
6:B:48:ALA:HB3	6:B:157:LEU:HD22	1.93	0.48
6:B:182:LEU:HA	20:B:814:CLA:HMB2	1.94	0.48
6:B:192:GLY:HA2	20:B:816:CLA:HMC3	1.94	0.48
6:B:428:PHE:HA	20:B:832:CLA:O1D	2.14	0.48
20:B:802:CLA:NB	20:B:803:CLA:HBB2	2.29	0.48
20:B:812:CLA:HAA2	20:B:812:CLA:C1	2.42	0.48
8:D:61:PRO:HD3	8:D:86:LEU:HD21	1.96	0.48
8:D:87:GLY:N	8:D:90:LEU:HB3	2.29	0.48

Continued on next page...

Continued from previous page...

Atom-1	Atom-2	Interatomic distance (Å)	Clash overlap (Å)
21:E:101:LMU:H61	21:E:101:LMU:H11	1.96	0.48
11:G:7:VAL:HG23	11:G:8:ILE:N	2.28	0.48
11:G:18:LEU:C	11:G:21:PHE:H	2.17	0.48
16:L:5:LYS:N	16:L:6:PRO:HD3	2.28	0.48
1:1:89:VAL:HG12	11:G:77:ILE:HG21	1.96	0.48
2:2:97:VAL:HG23	2:2:98:GLU:H	1.79	0.48
4:4:193:ILE:HG21	14:J:42:PHE:HD1	1.79	0.48
20:4:317:CLA:C6	20:4:317:CLA:C1	2.91	0.48
5:A:151:GLN:HA	5:A:154:ARG:HG2	1.95	0.48
5:A:359:SER:OG	5:A:414:ALA:HB2	2.14	0.48
5:A:603:PHE:CZ	5:A:735:VAL:HG22	2.49	0.48
6:B:154:TRP:CD1	6:B:154:TRP:C	2.86	0.48
6:B:190:TRP:CD2	20:B:819:CLA:HMD3	2.48	0.48
6:B:715:VAL:HG23	6:B:719:PHE:HD2	1.75	0.48
20:B:807:CLA:H3A	20:B:807:CLA:HBA2	1.61	0.48
7:C:81:TYR:N	7:C:81:TYR:CD1	2.82	0.48
11:G:19:GLY:C	11:G:21:PHE:H	2.15	0.48
12:H:37:SER:C	12:H:39:PHE:H	2.15	0.48
21:K:106:LMU:H82	21:K:106:LMU:H111	1.76	0.48
2:2:51:HIS:C	2:2:54:TRP:HB2	2.34	0.48
4:4:36:ASN:O	4:4:39:TRP:HE3	1.93	0.48
4:4:128:ALA:O	4:4:130:GLU:HG2	2.14	0.48
21:4:321:LMU:C2B	21:4:321:LMU:C5'	2.87	0.48
5:A:132:LEU:HD13	5:A:671:SER:O	2.14	0.48
5:A:202:MET:HB3	20:A:823:CLA:HMD3	1.96	0.48
5:A:210:LEU:HB2	20:A:813:CLA:HMB2	1.96	0.48
5:A:257:GLN:O	5:A:258:LEU:CB	2.62	0.48
5:A:309:LEU:HD23	5:A:309:LEU:C	2.34	0.48
5:A:370:ILE:HD11	20:A:824:CLA:C3D	2.43	0.48
5:A:502:THR:C	5:A:504:ALA:N	2.67	0.48
5:A:567:ARG:NH2	8:D:82:GLN:OE1	2.44	0.48
5:A:685:VAL:HG12	5:A:741:GLY:CA	2.42	0.48
20:B:807:CLA:HBC3	20:B:830:CLA:H41	1.94	0.48
10:F:2:ILE:HD11	10:F:76:ASP:OD2	2.13	0.48
10:F:123:VAL:HG13	14:J:7:TYR:H	1.77	0.48
21:H:106:LMU:C10	21:H:106:LMU:C6	2.80	0.48
15:K:42:ALA:C	15:K:43:ARG:CD	2.80	0.48
15:K:47:LEU:O	15:K:48:GLN:CB	2.59	0.48
17:N:18:ASP:HB2	17:N:22:LEU:CD1	2.44	0.48
21:3:320:LMU:O2'	21:3:320:LMU:C1	2.61	0.48
5:A:40:PHE:HZ	5:A:56:ASN:HB3	1.77	0.48

Continued on next page...

Continued from previous page...

Atom-1	Atom-2	Interatomic distance (Å)	Clash overlap (Å)
5:A:216:LEU:HD12	22:A:843:BCR:H353	1.93	0.48
5:A:458:PHE:CD2	20:B:802:CLA:CMB	2.96	0.48
20:A:803:CLA:CBA	20:A:838:CLA:H2	2.43	0.48
6:B:433:THR:O	6:B:436:LEU:O	2.31	0.48
6:B:478:LEU:O	6:B:479:SER:HB3	2.13	0.48
20:B:820:CLA:H41	20:B:820:CLA:H61	1.63	0.48
20:B:831:CLA:HAA1	20:B:831:CLA:HED2	1.96	0.48
20:B:841:CLA:H51	23:B:843:PQN:H251	1.95	0.48
8:D:139:LYS:NZ	9:E:41:ARG:NH1	2.62	0.48
11:G:96:SER:C	11:G:98:PHE:H	2.16	0.48
12:H:36:GLN:HE22	20:L:208:CLA:CAD	2.26	0.48
12:H:53:LEU:O	12:H:54:LEU:HB3	2.13	0.48
17:N:50:GLN:C	17:N:51:ASP:O	2.52	0.48
17:N:58:VAL:C	17:N:60:PHE:N	2.67	0.48
2:2:96:ILE:O	2:2:100:VAL:HG13	2.14	0.48
5:A:154:ARG:HH21	5:A:233:LEU:HD13	1.78	0.48
5:A:202:MET:HG3	20:A:813:CLA:HBC2	1.95	0.48
5:A:622:SER:OG	5:A:642:PHE:HB2	2.14	0.48
20:A:822:CLA:HBC1	22:A:844:BCR:C39	2.44	0.48
23:A:842:PQN:H243	23:A:842:PQN:H212	1.77	0.48
6:B:170:ASN:O	6:B:323:TYR:OH	2.29	0.48
6:B:420:SER:O	6:B:424:TRP:N	2.36	0.48
20:B:806:CLA:H191	10:F:104:TYR:CG	2.48	0.48
20:B:823:CLA:HBA2	20:B:823:CLA:H3A	1.48	0.48
8:D:75:LEU:HD11	16:L:19:PHE:CD1	2.49	0.48
21:E:101:LMU:H1B	21:E:101:LMU:H4B	1.47	0.48
10:F:62:LEU:CG	10:F:72:ILE:HD13	2.41	0.48
21:H:105:LMU:H81	21:H:105:LMU:H52	1.51	0.48
16:L:68:PHE:H	16:L:68:PHE:HD1	1.60	0.48
16:L:99:LEU:O	16:L:136:TRP:HZ3	1.96	0.48
2:2:68:LEU:O	2:2:69:THR:C	2.52	0.48
2:2:73:ILE:H	2:2:73:ILE:CD1	2.18	0.48
21:2:320:LMU:H2B	21:2:320:LMU:C6B	2.44	0.48
3:3:181:LEU:HD13	3:3:184:VAL:CG2	2.44	0.48
4:4:144:ALA:CB	4:4:148:GLU:O	2.61	0.48
5:A:22:VAL:HG23	5:A:23:ASP:HA	1.70	0.48
5:A:38:GLY:O	5:A:39:HIS:HB3	2.14	0.48
5:A:172:LEU:O	5:A:175:ALA:O	2.32	0.48
5:A:361:ASN:C	5:A:361:ASN:ND2	2.67	0.48
5:A:431:LEU:O	5:A:435:VAL:CG1	2.62	0.48
5:A:660:GLN:HE21	5:A:660:GLN:H	1.61	0.48

Continued on next page...

Continued from previous page...

Atom-1	Atom-2	Interatomic distance (Å)	Clash overlap (Å)
5:A:746:THR:OG1	20:A:849:CLA:O1D	2.32	0.48
6:B:697:PRO:HB3	20:B:840:CLA:CBC	2.41	0.48
22:B:801:BCR:H332	20:L:209:CLA:C2B	2.42	0.48
20:B:809:CLA:H91	20:B:809:CLA:H161	1.95	0.48
9:E:73:ASN:ND2	9:E:78:SER:HB2	2.29	0.48
11:G:85:ILE:O	11:G:86:LEU:HB2	2.14	0.48
21:K:106:LMU:O2'	21:K:106:LMU:C5'	2.61	0.48
2:2:102:ILE:HG22	2:2:106:GLU:HG3	1.96	0.47
2:2:148:TRP:O	2:2:150:SER:N	2.47	0.47
3:3:93:PHE:N	3:3:94:ARG:O	2.46	0.47
4:4:192:THR:HG21	4:4:195:GLN:CA	2.44	0.47
21:4:321:LMU:H5'	21:4:321:LMU:H1B	1.31	0.47
5:A:240:LYS:H	5:A:243:PRO:HD3	1.78	0.47
5:A:369:THR:O	5:A:372:VAL:HG23	2.14	0.47
5:A:379:MET:SD	5:A:511:THR:O	2.71	0.47
5:A:506:GLY:O	5:A:507:ALA:HB3	2.14	0.47
5:A:723:ARG:HH11	5:A:723:ARG:HG3	1.75	0.47
5:A:734:GLY:O	5:A:736:THR:N	2.47	0.47
20:A:818:CLA:CAB	20:A:818:CLA:H101	2.44	0.47
20:A:831:CLA:HAA2	16:L:71:ALA:O	2.14	0.47
6:B:30:ASP:OD2	6:B:396:ARG:NH1	2.38	0.47
6:B:185:VAL:HG22	6:B:188:LEU:HD23	1.96	0.47
8:D:113:HIS:HD2	8:D:118:VAL:HG21	1.77	0.47
16:L:30:SER:C	16:L:32:LEU:N	2.68	0.47
17:N:7:LEU:O	17:N:8:GLU:HB2	2.14	0.47
17:N:25:THR:HG22	17:N:26:GLY:H	1.79	0.47
20:1:204:CLA:CMC	20:1:210:CLA:CAC	2.91	0.47
4:4:142:ASN:O	4:4:143:PHE:CD2	2.66	0.47
20:4:303:CLA:HAA2	20:4:303:CLA:O2D	2.11	0.47
5:A:569:ILE:HB	5:A:572:LYS:HG3	1.96	0.47
5:A:684:PHE:CD2	5:A:685:VAL:N	2.74	0.47
20:A:818:CLA:CBB	20:A:818:CLA:H101	2.44	0.47
20:A:826:CLA:H172	22:J:102:BCR:C17	2.43	0.47
6:B:373:THR:O	6:B:377:TYR:N	2.36	0.47
6:B:442:VAL:O	6:B:446:PHE:HB2	2.14	0.47
6:B:498:LEU:HD12	6:B:498:LEU:O	2.14	0.47
20:B:827:CLA:H41	20:B:827:CLA:C7	2.44	0.47
20:B:841:CLA:H192	13:I:21:MET:HB3	1.96	0.47
8:D:118:VAL:HG12	8:D:119:TYR:N	2.29	0.47
9:E:50:GLY:HA3	9:E:69:PHE:HB2	1.96	0.47
10:F:23:LYS:C	10:F:24:LYS:CE	2.77	0.47

Continued on next page...

Continued from previous page...

Atom-1	Atom-2	Interatomic distance (Å)	Clash overlap (Å)
10:F:95:GLY:O	10:F:99:TRP:CB	2.62	0.47
11:G:60:SER:HG	11:G:63:PRO:HB2	1.76	0.47
12:H:14:ILE:O	12:H:14:ILE:HD13	2.14	0.47
21:H:105:LMU:H3'	21:H:105:LMU:H5B	1.96	0.47
15:K:44:GLU:O	15:K:47:LEU:CD1	2.62	0.47
16:L:112:PRO:O	16:L:113:SER:HB3	2.14	0.47
17:N:51:ASP:C	17:N:52:LEU:HD22	2.34	0.47
18:R:38:UNK:O	18:R:42:UNK:O	2.32	0.47
20:1:204:CLA:CMC	20:1:204:CLA:CBC	2.84	0.47
2:2:51:HIS:O	2:2:54:TRP:HB2	2.14	0.47
20:2:305:CLA:H42	20:2:307:CLA:CMD	2.42	0.47
4:4:154:ILE:O	4:4:157:GLY:HA3	2.14	0.47
5:A:182:GLY:C	20:A:811:CLA:HAC1	2.35	0.47
5:A:211:LEU:O	5:A:214:GLY:O	2.33	0.47
5:A:331:LEU:CD2	5:A:343:HIS:C	2.77	0.47
5:A:369:THR:HG21	5:A:402:ILE:HG22	1.95	0.47
20:A:831:CLA:H91	20:A:831:CLA:H111	1.58	0.47
20:A:840:CLA:H52	20:A:840:CLA:H11	1.64	0.47
6:B:334:LEU:O	6:B:334:LEU:CG	2.60	0.47
6:B:420:SER:H	6:B:422:LEU:H	1.62	0.47
6:B:509:PHE:CD2	6:B:509:PHE:N	2.80	0.47
20:B:813:CLA:C3C	20:B:814:CLA:HBB2	2.41	0.47
12:H:66:THR:HA	12:H:69:SER:OG	2.13	0.47
20:H:101:CLA:H61	20:H:101:CLA:HMA2	1.90	0.47
17:N:41:LYS:HG3	17:N:42:PHE:CD2	2.49	0.47
17:N:61:LEU:CD1	17:N:63:ASP:CB	2.92	0.47
19:Y:2:FRU:C6	19:Y:2:FRU:H12	2.44	0.47
1:1:18:ALA:N	1:1:19:PRO:HD2	2.28	0.47
1:1:121:LYS:HG3	1:1:122:LYS:HG2	1.96	0.47
1:1:184:PRO:O	1:1:185:TRP:NE1	2.48	0.47
21:2:319:LMU:O5B	21:2:319:LMU:C5'	2.58	0.47
3:3:195:LEU:HA	3:3:198:PHE:HB2	1.96	0.47
4:4:126:LEU:HD23	4:4:127:PRO:CG	2.44	0.47
21:4:321:LMU:O2B	21:4:321:LMU:C6'	2.61	0.47
5:A:227:LEU:O	5:A:231:GLN:HB2	2.14	0.47
5:A:328:LYS:CE	5:A:332:GLU:CG	2.80	0.47
5:A:362:LEU:HD11	20:A:828:CLA:CBB	2.33	0.47
5:A:396:PHE:CE2	5:A:616:PHE:CB	2.96	0.47
20:A:811:CLA:H141	20:A:811:CLA:H171	1.96	0.47
22:A:845:BCR:H312	20:A:851:CLA:H143	1.90	0.47
6:B:22:TRP:CZ2	20:B:840:CLA:HMB1	2.50	0.47

Continued on next page...

Continued from previous page...

Atom-1	Atom-2	Interatomic distance (Å)	Clash overlap (Å)
6:B:186:SER:C	6:B:187:SER:O	2.52	0.47
6:B:309:ILE:HD12	6:B:312:GLY:HA3	1.96	0.47
9:E:48:ASN:ND2	9:E:71:LYS:HZ2	2.11	0.47
16:L:36:TYR:HE1	20:L:201:CLA:H93	1.78	0.47
1:1:85:LEU:HD13	1:1:85:LEU:H	1.78	0.47
1:1:115:GLU:O	1:1:116:LYS:HB2	2.14	0.47
2:2:205:PHE:O	2:2:206:ALA:CB	2.62	0.47
20:3:315:CLA:CGA	20:3:315:CLA:CMA	2.91	0.47
20:4:306:CLA:CGD	20:4:306:CLA:CAA	2.81	0.47
5:A:42:ARG:O	5:A:44:ILE:HG13	2.15	0.47
5:A:103:PHE:HD2	5:A:103:PHE:H	1.59	0.47
5:A:693:LEU:HD11	5:A:738:TYR:CD1	2.50	0.47
5:A:697:ARG:C	5:A:699:TYR:N	2.67	0.47
20:A:809:CLA:HBB2	20:B:833:CLA:HMD1	1.94	0.47
20:A:809:CLA:H51	22:J:102:BCR:C10	2.43	0.47
20:A:826:CLA:H18	20:A:826:CLA:H122	1.96	0.47
20:A:826:CLA:H2A	20:A:826:CLA:O1D	2.14	0.47
20:A:831:CLA:H141	20:A:831:CLA:H161	1.71	0.47
6:B:419:ILE:C	6:B:420:SER:OG	2.53	0.47
6:B:427:LEU:HB3	20:B:832:CLA:CED	2.44	0.47
6:B:462:TRP:CZ3	20:B:834:CLA:CBC	2.98	0.47
7:C:19:ARG:NE	8:D:121:GLU:OE2	2.48	0.47
9:E:40:ARG:N	9:E:46:PHE:HE1	2.12	0.47
10:F:12:LYS:HG2	10:F:13:GLN:H	1.76	0.47
11:G:30:ASN:ND2	11:G:34:GLN:H	2.13	0.47
16:L:33:ILE:O	16:L:36:TYR:N	2.47	0.47
17:N:54:LYS:CB	17:N:57:LYS:NZ	2.77	0.47
2:2:128:ASN:O	2:2:130:LEU:CD1	2.60	0.47
4:4:75:TRP:CD1	20:4:310:CLA:CMD	2.98	0.47
4:4:159:LEU:O	4:4:163:PHE:HB2	2.15	0.47
5:A:87:SER:OG	5:A:179:LEU:HB2	2.14	0.47
5:A:207:LEU:CB	20:A:819:CLA:CBB	2.90	0.47
5:A:237:VAL:CG2	5:A:242:ILE:HD12	2.44	0.47
20:A:804:CLA:HBC3	20:A:804:CLA:HHD	1.95	0.47
6:B:272:ASP:C	6:B:274:ALA:H	2.18	0.47
6:B:387:PHE:HE2	20:B:826:CLA:HHC	1.79	0.47
6:B:492:ILE:O	6:B:493:TRP:HB2	2.14	0.47
6:B:668:ARG:NH2	6:B:672:GLN:OE1	2.48	0.47
6:B:711:VAL:O	6:B:711:VAL:CG1	2.62	0.47
20:B:827:CLA:H8	22:B:846:BCR:C12	2.41	0.47
22:B:845:BCR:H382	22:B:845:BCR:H23C	1.97	0.47

Continued on next page...

Continued from previous page...

Atom-1	Atom-2	Interatomic distance (Å)	Clash overlap (Å)
10:F:124:PRO:O	10:F:125:LEU:HB2	2.14	0.47
21:F:202:LMU:C6'	21:F:202:LMU:O5B	2.62	0.47
16:L:14:LEU:HD22	16:L:21:GLY:O	2.14	0.47
16:L:124:LYS:HB2	16:L:124:LYS:HZ2	1.80	0.47
20:L:204:CLA:H62	20:L:204:CLA:H41	1.56	0.47
20:1:206:CLA:HBC3	20:1:206:CLA:H121	1.96	0.47
2:2:63:PHE:CD1	2:2:64:ILE:N	2.83	0.47
2:2:161:THR:HB	2:2:165:LYS:HB2	1.97	0.47
20:2:317:CLA:ND	20:2:317:CLA:H18	2.29	0.47
3:3:52:LYS:C	3:3:56:TYR:HD2	2.10	0.47
3:3:59:ILE:HB	3:3:63:ARG:HH21	1.79	0.47
3:3:141:GLN:O	3:3:142:TYR:HB2	2.14	0.47
20:3:315:CLA:CGA	20:3:315:CLA:HMA2	2.45	0.47
4:4:60:LEU:HG	4:4:61:PRO:CD	2.36	0.47
4:4:99:HIS:CE1	4:4:103:ILE:HD13	2.44	0.47
4:4:124:TYR:HD1	4:4:127:PRO:HG2	1.80	0.47
4:4:126:LEU:HD23	4:4:127:PRO:HG3	1.96	0.47
4:4:128:ALA:HB3	4:4:143:PHE:CE2	2.38	0.47
4:4:169:GLN:OE1	20:4:304:CLA:HHD	2.15	0.47
5:A:128:GLY:HA3	6:B:446:PHE:CD2	2.49	0.47
5:A:157:GLY:O	5:A:248:PHE:CE1	2.68	0.47
5:A:162:LEU:C	5:A:165:TYR:HB3	2.35	0.47
5:A:337:PRO:HG2	20:A:841:CLA:C3B	2.44	0.47
5:A:365:LEU:O	5:A:369:THR:HG23	2.15	0.47
5:A:744:ALA:HA	5:A:747:TRP:HB3	1.95	0.47
20:A:818:CLA:H121	20:A:818:CLA:H8	1.74	0.47
20:A:826:CLA:H43	20:A:826:CLA:CGA	2.44	0.47
20:A:830:CLA:HMA1	22:I:101:BCR:HC31	1.96	0.47
22:A:845:BCR:H17C	20:A:850:CLA:H172	1.96	0.47
6:B:80:ASP:HA	6:B:81:PRO:HD3	1.55	0.47
6:B:124:TRP:HE1	6:B:129:LEU:HD22	1.73	0.47
6:B:203:ARG:HB3	6:B:270:LEU:CD1	2.44	0.47
6:B:596:TRP:O	6:B:597:LYS:HB3	2.13	0.47
6:B:608:GLN:O	6:B:612:SER:HB3	2.15	0.47
6:B:696:LYS:HG2	7:C:80:ALA:C	2.35	0.47
6:B:714:SER:O	6:B:718:ILE:HG22	2.15	0.47
20:B:813:CLA:H61	20:B:813:CLA:C1	2.43	0.47
20:B:826:CLA:CED	20:B:827:CLA:OBD	2.63	0.47
20:B:829:CLA:H142	22:B:845:BCR:C10	2.33	0.47
20:B:835:CLA:HBC2	20:B:835:CLA:CHD	2.45	0.47
20:B:840:CLA:C1D	20:L:203:CLA:HMC3	2.45	0.47

Continued on next page...

Continued from previous page...

Atom-1	Atom-2	Interatomic distance (Å)	Clash overlap (Å)
8:D:46:TYR:HE1	8:D:80:LYS:CE	2.28	0.47
11:G:16:LEU:CA	11:G:68:ILE:HG13	2.45	0.47
12:H:73:PRO:CD	19:Z:2:FRU:H5	2.43	0.47
20:H:101:CLA:HMA1	20:H:101:CLA:C6	2.43	0.47
20:H:102:CLA:C10	20:H:102:CLA:H41	2.45	0.47
21:K:107:LMU:H52	21:K:107:LMU:H81	1.48	0.47
16:L:5:LYS:N	16:L:6:PRO:CD	2.78	0.47
16:L:66:GLY:N	16:L:67:PRO:CD	2.78	0.47
20:L:201:CLA:C9	20:L:204:CLA:H2	2.44	0.47
17:N:41:LYS:HG3	17:N:42:PHE:CG	2.47	0.47
19:P:1:GLC:HO2	19:P:2:FRU:H12	1.78	0.47
19:V:1:GLC:O2	19:V:2:FRU:C2	2.63	0.47
2:2:64:ILE:CG2	2:2:65:PRO:HD3	2.44	0.47
2:2:86:GLU:HA	2:2:86:GLU:OE2	2.15	0.47
3:3:94:ARG:CA	3:3:97:PHE:CD1	2.80	0.47
20:4:303:CLA:CGD	20:4:303:CLA:H2A	2.45	0.47
5:A:127:VAL:CG1	14:J:30:ASN:ND2	2.78	0.47
5:A:347:TYR:HE1	5:A:417:PHE:HZ	1.61	0.47
5:A:362:LEU:HB3	5:A:406:LEU:O	2.14	0.47
5:A:393:LEU:HD21	5:A:754:ILE:HG12	1.95	0.47
5:A:401:TRP:CZ3	5:A:609:ILE:HB	2.49	0.47
5:A:466:THR:O	5:A:470:LEU:CG	2.62	0.47
5:A:592:VAL:HG23	5:A:593:SER:N	2.30	0.47
20:A:812:CLA:C4D	20:A:813:CLA:HMC3	2.45	0.47
20:A:819:CLA:C4C	20:A:825:CLA:H172	2.44	0.47
20:A:822:CLA:HBB2	22:A:844:BCR:H353	1.96	0.47
20:A:835:CLA:H171	20:L:204:CLA:CBB	2.45	0.47
20:A:851:CLA:H2	20:A:851:CLA:CMA	2.44	0.47
6:B:421:HIS:CE1	20:F:201:CLA:CHA	2.98	0.47
6:B:493:TRP:NE1	20:B:817:CLA:HAC2	2.27	0.47
6:B:575:ASP:O	6:B:579:ALA:N	2.44	0.47
9:E:85:ASP:O	9:E:85:ASP:OD1	2.32	0.47
13:I:12:VAL:HG21	20:I:102:CLA:CGA	2.43	0.47
14:J:2:ARG:NH1	14:J:8:LEU:HD13	2.21	0.47
14:J:22:LEU:O	14:J:23:ALA:C	2.53	0.47
17:N:5:GLU:HA	17:N:6:TYR:CD2	2.50	0.47
2:2:49:LEU:CB	20:2:305:CLA:HAC2	2.45	0.47
3:3:63:ARG:NH1	3:3:189:LEU:H	2.13	0.47
3:3:97:PHE:CE2	3:3:98:ILE:CG1	2.97	0.47
3:3:171:LYS:HE3	3:3:171:LYS:N	2.29	0.47
3:3:189:LEU:C	3:3:191:MET:H	2.18	0.47

Continued on next page...

Continued from previous page...

Atom-1	Atom-2	Interatomic distance (Å)	Clash overlap (Å)
4:4:62:GLU:O	4:4:65:THR:HG22	2.14	0.47
5:A:211:LEU:HB3	5:A:310:PHE:CD2	2.50	0.47
5:A:390:ALA:HA	5:A:393:LEU:HD23	1.97	0.47
5:A:567:ARG:NH2	5:A:567:ARG:HB3	2.30	0.47
5:A:681:GLY:C	5:A:683:HIS:H	2.16	0.47
5:A:711:HIS:NE2	20:A:837:CLA:HAC1	2.30	0.47
20:A:839:CLA:O2D	20:A:839:CLA:CAA	2.58	0.47
6:B:53:GLN:HE21	20:B:807:CLA:HBB1	1.78	0.47
6:B:216:LEU:O	6:B:218:TYR:N	2.48	0.47
6:B:224:PRO:HB3	6:B:227:THR:CB	2.43	0.47
6:B:486:LEU:HB2	6:B:489:GLY:O	2.14	0.47
8:D:39:LYS:HG3	8:D:43:GLU:HG2	1.96	0.47
8:D:99:GLN:OE1	8:D:101:TYR:OH	2.33	0.47
10:F:104:TYR:HD2	10:F:104:TYR:C	2.18	0.47
20:J:101:CLA:H12	20:J:101:CLA:O1D	2.15	0.47
15:K:46:GLY:O	15:K:47:LEU:HG	2.12	0.47
16:L:40:LEU:CB	16:L:41:PRO:CD	2.90	0.47
17:N:46:PHE:O	17:N:47:THR:OG1	2.33	0.47
2:2:165:LYS:C	2:2:167:GLY:N	2.67	0.47
21:2:313:LMU:C7	21:2:313:LMU:C3	2.91	0.47
3:3:80:LYS:HD3	3:3:105:ASN:HB3	1.91	0.47
4:4:88:SER:HB3	4:4:89:THR:HG22	1.96	0.47
5:A:328:LYS:HE2	5:A:332:GLU:CD	2.35	0.47
5:A:457:SER:OG	5:A:544:ILE:HA	2.15	0.47
5:A:508:THR:O	5:A:509:ALA:HB3	2.15	0.47
5:A:697:ARG:CD	6:B:566:GLY:O	2.63	0.47
20:A:808:CLA:H2A	20:A:808:CLA:O2D	2.15	0.47
6:B:29:HIS:CD2	20:B:808:CLA:HBB1	2.50	0.47
6:B:29:HIS:CE1	20:B:830:CLA:H43	2.49	0.47
6:B:211:ASN:CB	6:B:214:ASP:HB3	2.42	0.47
6:B:427:LEU:C	20:B:832:CLA:HED2	2.36	0.47
6:B:546:LEU:HD12	6:B:570:ILE:HD13	1.97	0.47
20:B:807:CLA:CHD	22:I:103:BCR:H401	2.44	0.47
20:B:818:CLA:CBD	20:B:827:CLA:CBB	2.89	0.47
20:B:825:CLA:HMB2	20:B:827:CLA:H92	1.97	0.47
20:B:841:CLA:CHD	23:B:843:PQN:H18	2.44	0.47
8:D:70:GLU:HB3	8:D:71:GLY:H	1.48	0.47
9:E:69:PHE:CG	9:E:70:ALA:N	2.82	0.47
10:F:104:TYR:CD2	10:F:104:TYR:C	2.89	0.47
10:F:123:VAL:HG13	14:J:7:TYR:HB2	1.96	0.47
20:L:203:CLA:C1A	20:L:203:CLA:CGA	2.93	0.47

Continued on next page...

Continued from previous page...

Atom-1	Atom-2	Interatomic distance (Å)	Clash overlap (Å)
17:N:28:ASN:HA	17:N:30:ALA:H	1.79	0.47
20:2:302:CLA:H3A	20:2:302:CLA:HBA2	1.62	0.46
3:3:127:ARG:C	3:3:129:PHE:H	2.18	0.46
20:4:306:CLA:HAA2	20:4:306:CLA:O1D	2.14	0.46
5:A:127:VAL:CG2	20:A:809:CLA:CBB	2.94	0.46
20:A:818:CLA:C4D	20:A:827:CLA:H72	2.45	0.46
20:A:839:CLA:H62	20:A:839:CLA:H41	1.55	0.46
6:B:431:PHE:CD2	20:B:832:CLA:CMA	2.98	0.46
6:B:670:TYR:OH	20:B:803:CLA:CAD	2.63	0.46
20:B:813:CLA:HMC1	22:B:844:BCR:H373	1.97	0.46
20:B:839:CLA:CHA	20:B:839:CLA:CBA	2.91	0.46
7:C:28:MET:HA	7:C:38:GLN:HB2	1.97	0.46
9:E:52:VAL:CG1	9:E:53:VAL:H	2.15	0.46
9:E:88:GLU:O	9:E:89:GLU:C	2.53	0.46
12:H:14:ILE:HD11	12:H:17:THR:H	1.80	0.46
20:H:111:CLA:CHD	20:H:111:CLA:HBC2	2.45	0.46
22:I:103:BCR:H322	22:I:103:BCR:HC42	1.96	0.46
17:N:18:ASP:HB3	17:N:22:LEU:HG	1.93	0.46
17:N:61:LEU:HG	17:N:62:SER:N	2.29	0.46
1:1:160:GLY:CA	20:1:203:CLA:HBB2	2.44	0.46
2:2:209:THR:HG23	2:2:209:THR:O	2.14	0.46
3:3:164:PHE:O	3:3:165:ASN:C	2.53	0.46
20:3:310:CLA:HBD	20:3:310:CLA:HAA1	1.97	0.46
5:A:159:THR:O	5:A:160:SER:CB	2.64	0.46
5:A:206:HIS:O	5:A:211:LEU:HD23	2.14	0.46
5:A:389:TYR:CD1	5:A:625:TRP:CG	3.03	0.46
5:A:568:LEU:O	5:A:586:ARG:HD3	2.15	0.46
5:A:595:TRP:HE3	5:A:596:ASP:OD2	1.98	0.46
6:B:50:HIS:CA	6:B:53:GLN:HB2	2.44	0.46
6:B:658:ALA:O	6:B:661:PHE:HD2	1.98	0.46
6:B:732:LYS:HZ2	6:B:732:LYS:HG3	1.50	0.46
16:L:25:THR:O	16:L:28:THR:HB	2.15	0.46
1:1:50:ALA:O	1:1:54:VAL:HG23	2.15	0.46
20:2:302:CLA:O1A	20:2:302:CLA:C1A	2.63	0.46
3:3:56:TYR:HD1	3:3:185:LYS:CE	2.29	0.46
3:3:180:LYS:C	3:3:182:LYS:H	2.18	0.46
4:4:73:PRO:O	4:4:74:LYS:HG3	2.14	0.46
4:4:109:ILE:HG22	4:4:120:ILE:HG23	1.96	0.46
4:4:128:ALA:CA	4:4:143:PHE:CZ	2.98	0.46
20:4:303:CLA:H3A	20:4:303:CLA:HBA2	1.09	0.46
20:4:305:CLA:HED3	20:4:315:CLA:C1	2.45	0.46

Continued on next page...

Continued from previous page...

Atom-1	Atom-2	Interatomic distance (Å)	Clash overlap (Å)
5:A:75:SER:HB3	5:A:354:TRP:CZ2	2.50	0.46
5:A:156:SER:O	5:A:158:ILE:N	2.49	0.46
5:A:253:ASP:O	5:A:256:ALA:HB3	2.14	0.46
5:A:358:LEU:O	5:A:361:ASN:HB3	2.14	0.46
5:A:574:ASN:OD1	5:A:574:ASN:N	2.48	0.46
20:A:809:CLA:CHA	20:A:809:CLA:CBA	2.92	0.46
20:A:837:CLA:H3A	20:A:837:CLA:HBA1	1.64	0.46
6:B:293:THR:C	6:B:294:ASN:CG	2.74	0.46
6:B:436:LEU:O	6:B:437:TYR:CB	2.63	0.46
6:B:471:THR:CG2	6:B:502:ASN:ND2	2.78	0.46
20:B:810:CLA:H141	20:B:828:CLA:H91	1.97	0.46
7:C:81:TYR:N	7:C:81:TYR:HD1	2.14	0.46
9:E:56:ASP:HB2	9:E:64:PRO:CB	2.32	0.46
12:H:57:LEU:O	12:H:57:LEU:HD13	2.14	0.46
20:H:101:CLA:H3A	20:H:101:CLA:HBA1	1.79	0.46
20:L:203:CLA:HMB2	20:L:209:CLA:CBC	2.45	0.46
17:N:45:ASN:C	17:N:46:PHE:O	2.52	0.46
1:1:34:ALA:O	1:1:38:ARG:N	2.39	0.46
20:2:307:CLA:HBA1	21:3:319:LMU:H51	1.97	0.46
20:3:311:CLA:O1A	20:3:311:CLA:CMA	2.63	0.46
4:4:192:THR:HG21	4:4:195:GLN:HA	1.98	0.46
5:A:127:VAL:HG12	14:J:30:ASN:ND2	2.30	0.46
5:A:614:PHE:HE1	20:A:849:CLA:H62	1.80	0.46
20:A:836:CLA:HBC3	20:A:836:CLA:CMC	2.42	0.46
6:B:15:ASP:O	6:B:20:ARG:CG	2.63	0.46
6:B:127:ILE:O	6:B:128:GLY:C	2.53	0.46
6:B:130:ARG:CG	6:B:130:ARG:NH1	2.78	0.46
6:B:439:HIS:HB2	20:B:833:CLA:C1C	2.45	0.46
6:B:545:LYS:HG2	6:B:546:LEU:N	2.30	0.46
6:B:553:PHE:O	6:B:555:TYR:N	2.49	0.46
21:B:804:LMU:H101	21:B:804:LMU:H61	1.97	0.46
20:B:827:CLA:C10	22:B:846:BCR:H14C	2.45	0.46
20:B:830:CLA:HMC1	20:B:830:CLA:HBC3	1.96	0.46
22:B:847:BCR:H331	22:B:847:BCR:C8	2.46	0.46
10:F:40:LEU:HD12	10:F:42:ILE:HD11	1.97	0.46
21:K:107:LMU:O2B	21:K:107:LMU:C5'	2.55	0.46
16:L:46:ALA:CB	16:L:52:ARG:NH2	2.78	0.46
16:L:68:PHE:CD1	16:L:68:PHE:N	2.84	0.46
19:V:2:FRU:O3	19:V:2:FRU:O1	2.33	0.46
20:2:317:CLA:H193	20:2:317:CLA:C15	2.35	0.46
5:A:149:PHE:C	5:A:151:GLN:N	2.67	0.46

Continued on next page...

Continued from previous page...

Atom-1	Atom-2	Interatomic distance (Å)	Clash overlap (Å)
5:A:378:SER:OG	20:A:825:CLA:HBC2	2.16	0.46
20:A:811:CLA:C4A	20:A:811:CLA:CBA	2.93	0.46
20:A:818:CLA:HMB2	20:A:818:CLA:H2	1.96	0.46
20:A:819:CLA:HMC1	20:A:819:CLA:HBC2	1.96	0.46
20:A:819:CLA:H43	20:A:822:CLA:H2	1.96	0.46
20:A:849:CLA:C1A	20:B:850:CLA:HBB2	2.46	0.46
6:B:197:VAL:O	6:B:198:ALA:CB	2.63	0.46
6:B:308:HIS:HD1	6:B:309:ILE:N	2.12	0.46
6:B:362:ALA:C	6:B:364:ASP:H	2.19	0.46
6:B:395:ILE:HD13	6:B:555:TYR:H	1.80	0.46
20:B:808:CLA:CAB	20:B:809:CLA:HBA2	2.46	0.46
20:B:810:CLA:HMC2	22:B:847:BCR:C28	2.34	0.46
7:C:14:CYS:SG	7:C:14:CYS:O	2.73	0.46
7:C:79:LEU:CD2	7:C:81:TYR:C	2.83	0.46
9:E:44:TYR:HD2	9:E:45:TRP:HE3	1.62	0.46
10:F:44:ALA:C	10:F:46:MET:N	2.69	0.46
10:F:46:MET:C	10:F:50:LYS:HB2	2.36	0.46
17:N:81:VAL:O	17:N:82:PHE:C	2.53	0.46
2:2:73:ILE:HD12	2:2:73:ILE:N	2.24	0.46
3:3:56:TYR:HD1	3:3:185:LYS:NZ	2.12	0.46
4:4:125:SER:HB3	4:4:126:LEU:H	1.43	0.46
20:4:304:CLA:HAA1	20:F:207:CLA:H12	1.97	0.46
5:A:72:GLU:HB2	5:A:73:GLU:H	1.57	0.46
5:A:187:HIS:CE1	20:A:811:CLA:CHA	2.95	0.46
5:A:356:ALA:O	5:A:360:ILE:HG22	2.15	0.46
5:A:370:ILE:CD1	20:A:824:CLA:C3D	2.94	0.46
5:A:662:SER:O	5:A:666:GLN:HB2	2.15	0.46
6:B:54:LEU:HD11	20:B:814:CLA:CBA	2.46	0.46
6:B:180:SER:CB	6:B:288:GLY:HA3	2.38	0.46
6:B:231:ASN:O	6:B:233:TYR:N	2.48	0.46
6:B:233:TYR:HB3	6:B:254:ILE:O	2.16	0.46
6:B:309:ILE:HD11	6:B:313:GLY:H	1.80	0.46
6:B:311:PRO:HD3	20:B:842:CLA:C3C	2.46	0.46
6:B:350:GLN:HG3	6:B:372:TYR:HE1	1.80	0.46
6:B:377:TYR:O	6:B:378:ILE:HB	2.16	0.46
7:C:62:PHE:CD1	9:E:42:GLU:HB2	2.51	0.46
20:F:207:CLA:HBD	20:F:207:CLA:HAA2	1.97	0.46
16:L:118:LEU:HD12	16:L:119:THR:N	2.21	0.46
18:R:38:UNK:O	18:R:42:UNK:C	2.64	0.46
21:R:106:LMU:H62	21:R:106:LMU:H92	1.62	0.46
3:3:132:TRP:HZ3	3:3:155:GLU:CD	1.82	0.46

Continued on next page...

Continued from previous page...

Atom-1	Atom-2	Interatomic distance (Å)	Clash overlap (Å)
3:3:165:ASN:HD22	3:3:165:ASN:HA	1.59	0.46
4:4:33:ASP:O	4:4:34:PRO:O	2.32	0.46
4:4:142:ASN:O	4:4:143:PHE:CB	2.63	0.46
4:4:144:ALA:HB3	4:4:147:LEU:C	2.36	0.46
5:A:293:GLY:O	5:A:294:LEU:HB3	2.15	0.46
5:A:392:GLN:O	5:A:392:GLN:HG2	2.14	0.46
5:A:686:TRP:O	5:A:689:SER:OG	2.28	0.46
20:A:801:CLA:O1D	20:A:801:CLA:CBA	2.64	0.46
20:A:818:CLA:CGA	20:A:827:CLA:HMD1	2.43	0.46
6:B:48:ALA:HB1	6:B:157:LEU:HD22	1.95	0.46
6:B:50:HIS:HB2	6:B:53:GLN:HB2	1.98	0.46
6:B:138:GLY:H	6:B:140:ILE:HG12	1.79	0.46
6:B:183:PHE:HB3	6:B:284:PHE:HD2	1.81	0.46
6:B:594:TRP:CD1	6:B:595:HIS:N	2.84	0.46
6:B:625:TRP:CE3	6:B:626:LEU:N	2.83	0.46
6:B:672:GLN:HE22	6:B:698:VAL:HA	1.81	0.46
6:B:721:TYR:HA	6:B:724:PHE:HB3	1.97	0.46
22:B:801:BCR:HC8	20:L:209:CLA:HHC	1.97	0.46
20:B:803:CLA:H41	20:B:803:CLA:HMB2	1.96	0.46
20:B:810:CLA:HMB3	20:I:102:CLA:HMA1	1.96	0.46
20:B:824:CLA:C9	20:B:824:CLA:HBB2	2.46	0.46
20:B:826:CLA:CGA	20:B:839:CLA:HAA1	2.46	0.46
9:E:53:VAL:HG12	9:E:54:ALA:N	2.30	0.46
10:F:96:TRP:CZ2	20:F:205:CLA:C3B	2.99	0.46
17:N:46:PHE:O	17:N:47:THR:CG2	2.63	0.46
17:N:59:PRO:CB	17:N:75:TYR:CE1	2.96	0.46
21:R:109:LMU:O5B	21:R:109:LMU:C5'	2.60	0.46
2:2:54:TRP:CB	20:2:310:CLA:OBD	2.64	0.46
2:2:129:LYS:O	2:2:132:GLY:HA3	2.14	0.46
22:2:318:BCR:H11C	22:2:318:BCR:H341	1.64	0.46
3:3:97:PHE:HE2	3:3:98:ILE:HD13	0.49	0.46
20:3:310:CLA:HBB1	20:3:310:CLA:CHC	2.45	0.46
4:4:75:TRP:CD2	4:4:76:TYR:N	2.84	0.46
4:4:165:GLY:O	4:4:169:GLN:CG	2.59	0.46
21:4:319:LMU:H1B	21:4:319:LMU:O1'	2.16	0.46
5:A:118:PRO:HB3	5:A:150:PHE:CD2	2.50	0.46
5:A:656:PHE:O	5:A:659:ALA:N	2.48	0.46
5:A:680:LEU:HB3	20:A:850:CLA:C1	2.45	0.46
20:A:818:CLA:HBA2	20:A:818:CLA:H3A	1.34	0.46
20:A:850:CLA:HED2	20:A:850:CLA:C3D	2.46	0.46
6:B:17:THR:HA	6:B:696:LYS:N	2.31	0.46

Continued on next page...

Continued from previous page...

Atom-1	Atom-2	Interatomic distance (Å)	Clash overlap (Å)
6:B:174:ARG:HH12	20:B:825:CLA:HMD2	1.80	0.46
6:B:348:VAL:HG12	6:B:349:ALA:N	2.30	0.46
8:D:48:ILE:CB	8:D:100:PHE:HB3	2.45	0.46
8:D:90:LEU:O	8:D:90:LEU:HD13	2.16	0.46
11:G:44:PHE:O	11:G:47:GLY:CA	2.28	0.46
12:H:65:LEU:O	20:H:111:CLA:H52	2.16	0.46
21:H:104:LMU:H21	21:H:104:LMU:C6'	2.45	0.46
15:K:24:PHE:HB3	15:K:52:PRO:CG	2.43	0.46
15:K:31:ASN:H	15:K:32:ARG:NH1	2.12	0.46
16:L:64:LEU:CA	16:L:67:PRO:HG2	2.45	0.46
2:2:49:LEU:HB3	20:2:305:CLA:HAC2	1.98	0.46
3:3:162:PRO:HG2	3:3:164:PHE:CG	2.51	0.46
4:4:38:ARG:CG	4:4:38:ARG:HH11	2.28	0.46
4:4:101:VAL:O	4:4:104:ARG:HD3	2.15	0.46
5:A:207:LEU:O	5:A:310:PHE:CB	2.58	0.46
5:A:242:ILE:HG12	5:A:243:PRO:CG	2.45	0.46
5:A:389:TYR:CE1	5:A:625:TRP:CG	3.03	0.46
20:A:819:CLA:HMC1	20:A:819:CLA:HBC3	1.96	0.46
22:A:845:BCR:H11C	22:A:845:BCR:H341	1.69	0.46
21:A:853:LMU:O6'	21:A:853:LMU:C4	2.64	0.46
6:B:124:TRP:C	6:B:124:TRP:HD1	2.18	0.46
6:B:271:THR:OG1	6:B:272:ASP:N	2.49	0.46
6:B:378:ILE:HG22	6:B:379:ALA:N	2.31	0.46
8:D:36:LEU:HB3	16:L:20:ILE:HG13	1.97	0.46
11:G:33:LYS:HA	11:G:33:LYS:HZ2	1.79	0.46
20:H:101:CLA:HMC1	20:H:101:CLA:CBC	2.39	0.46
21:H:105:LMU:O5B	21:H:105:LMU:C3	2.59	0.46
16:L:66:GLY:C	20:L:210:CLA:HMC3	2.36	0.46
17:N:4:GLU:O	17:N:4:GLU:CG	2.64	0.46
1:1:44:LEU:O	1:1:48:ARG:HG3	2.16	0.46
2:2:93:THR:HA	2:2:96:ILE:HG12	1.99	0.46
2:2:205:PHE:CD1	2:2:206:ALA:CA	2.99	0.46
20:2:303:CLA:HBA2	20:2:303:CLA:H3A	1.34	0.46
3:3:97:PHE:CD2	3:3:98:ILE:N	2.73	0.46
3:3:188:ARG:HA	3:3:191:MET:HB2	1.97	0.46
4:4:36:ASN:O	4:4:38:ARG:NH1	2.49	0.46
4:4:93:ILE:C	4:4:96:ILE:HD12	2.35	0.46
4:4:142:ASN:C	4:4:143:PHE:CG	2.89	0.46
4:4:142:ASN:O	4:4:143:PHE:CG	2.68	0.46
5:A:207:LEU:CD2	5:A:314:GLY:HA2	2.43	0.46
5:A:567:ARG:HH11	8:D:35:GLY:N	2.13	0.46

Continued on next page...

Continued from previous page...

Atom-1	Atom-2	Interatomic distance (Å)	Clash overlap (Å)
5:A:594:ALA:O	5:A:598:VAL:HG23	2.16	0.46
5:A:654:ARG:HH21	6:B:637:PRO:HD2	1.80	0.46
20:A:805:CLA:HMC3	20:A:828:CLA:HMA1	1.97	0.46
20:A:810:CLA:CBB	20:A:813:CLA:HMA3	2.46	0.46
20:A:838:CLA:H192	14:J:19:PHE:HD2	1.78	0.46
6:B:29:HIS:CB	20:B:830:CLA:HBA1	2.46	0.46
6:B:167:TRP:CB	11:G:41:MET:HE3	2.45	0.46
6:B:545:LYS:CD	6:B:546:LEU:H	2.26	0.46
20:B:826:CLA:CAD	20:B:837:CLA:CBB	2.94	0.46
7:C:66:ARG:NH2	7:C:66:ARG:CG	2.74	0.46
8:D:102:ARG:NH2	8:D:110:GLN:HB2	2.29	0.46
10:F:11:SER:OG	10:F:14:PHE:HB3	2.16	0.46
10:F:24:LYS:CA	10:F:26:GLN:H	2.29	0.46
22:J:102:BCR:H393	22:J:102:BCR:C23	2.08	0.46
21:K:107:LMU:H61	21:K:107:LMU:H31	1.39	0.46
1:1:144:LYS:NZ	20:1:201:CLA:CGD	2.79	0.45
2:2:97:VAL:HA	2:2:100:VAL:CG1	2.46	0.45
3:3:66:MET:CE	3:3:69:ALA:HB3	2.46	0.45
20:3:311:CLA:H61	20:3:311:CLA:H41	1.61	0.45
4:4:42:GLN:NE2	4:4:119:PRO:HB2	2.31	0.45
4:4:98:SER:C	4:4:102:GLU:OE1	2.54	0.45
5:A:132:LEU:HD23	6:B:446:PHE:CE1	2.51	0.45
5:A:145:ILE:HG22	5:A:147:SER:H	1.80	0.45
5:A:291:THR:O	5:A:293:GLY:N	2.42	0.45
5:A:334:HIS:HB3	20:A:820:CLA:CMA	2.46	0.45
5:A:353:SER:O	5:A:354:TRP:CB	2.64	0.45
5:A:374:GLN:O	5:A:376:MET:N	2.49	0.45
5:A:538:ASP:O	5:A:542:HIS:HB2	2.16	0.45
5:A:603:PHE:HZ	5:A:693:LEU:CD2	2.25	0.45
20:A:839:CLA:HBC3	20:A:839:CLA:CHD	2.32	0.45
20:A:849:CLA:CBB	20:A:850:CLA:HED1	2.46	0.45
6:B:53:GLN:O	6:B:54:LEU:HB2	2.16	0.45
6:B:122:GLN:HG3	6:B:361:ILE:CG1	2.43	0.45
6:B:292:ARG:NH2	20:B:821:CLA:HED1	2.31	0.45
6:B:560:ASP:CG	6:B:561:GLY:N	2.69	0.45
22:B:801:BCR:C23	22:B:801:BCR:C38	2.93	0.45
20:B:817:CLA:HBC2	20:B:817:CLA:CHD	2.37	0.45
20:B:826:CLA:HED1	20:B:827:CLA:HMD2	1.98	0.45
21:G:102:LMU:H82	21:G:102:LMU:H112	1.53	0.45
12:H:73:PRO:CD	19:Z:2:FRU:C5	2.93	0.45
20:L:209:CLA:HBA1	20:L:209:CLA:CHA	2.47	0.45

Continued on next page...

Continued from previous page...

Atom-1	Atom-2	Interatomic distance (Å)	Clash overlap (Å)
2:2:168:ARG:HH21	2:2:171:MET:CG	2.29	0.45
2:2:189:ILE:HD13	2:2:189:ILE:N	2.22	0.45
2:2:205:PHE:CE1	2:2:206:ALA:HA	2.51	0.45
3:3:58:GLU:HG2	20:3:309:CLA:C1D	2.46	0.45
5:A:284:ARG:HH12	5:A:507:ALA:HB1	1.81	0.45
5:A:308:ILE:HD13	20:A:816:CLA:H91	1.94	0.45
5:A:347:TYR:CE1	5:A:417:PHE:HZ	2.33	0.45
5:A:520:LEU:HD13	21:A:846:LMU:O2'	2.16	0.45
5:A:618:TRP:HB2	5:A:656:PHE:CE1	2.51	0.45
20:A:807:CLA:C4B	22:J:102:BCR:H333	2.46	0.45
6:B:120:VAL:HG22	6:B:123:TRP:HE1	1.82	0.45
6:B:353:TYR:HB2	6:B:594:TRP:HH2	1.81	0.45
6:B:543:GLY:HA3	6:B:548:PRO:O	2.16	0.45
6:B:592:PHE:CZ	20:B:850:CLA:H62	2.52	0.45
6:B:621:ARG:HE	6:B:621:ARG:HB3	1.60	0.45
20:B:806:CLA:HMC2	20:B:806:CLA:H71	1.98	0.45
20:B:810:CLA:H42	20:B:810:CLA:CHD	2.46	0.45
20:B:832:CLA:HBA1	20:B:832:CLA:HBD	1.98	0.45
20:B:832:CLA:HBC1	20:B:838:CLA:H151	1.97	0.45
20:B:834:CLA:O2A	20:B:835:CLA:CMB	2.51	0.45
7:C:60:THR:HG21	7:C:64:SER:HB3	1.97	0.45
8:D:21:ASP:HB3	8:D:22:PRO:HD3	1.98	0.45
22:F:204:BCR:H371	22:F:204:BCR:H24C	1.72	0.45
11:G:31:MET:O	11:G:34:GLN:N	2.38	0.45
20:H:111:CLA:HMB3	13:I:14:LEU:HD12	1.99	0.45
18:R:39:UNK:C	18:R:42:UNK:CB	2.92	0.45
2:2:79:TRP:O	2:2:79:TRP:CD2	2.69	0.45
3:3:106:TYR:O	3:3:107:TRP:C	2.54	0.45
4:4:36:ASN:C	4:4:36:ASN:OD1	2.55	0.45
20:4:318:CLA:O2D	20:4:318:CLA:O1A	2.33	0.45
20:4:318:CLA:O2D	20:4:318:CLA:HAA2	2.17	0.45
5:A:185:HIS:O	5:A:187:HIS:N	2.49	0.45
5:A:354:TRP:O	5:A:358:LEU:N	2.49	0.45
20:A:830:CLA:C16	22:L:211:BCR:H361	2.37	0.45
6:B:58:PHE:CE2	6:B:145:LEU:HD12	2.51	0.45
6:B:247:THR:HG23	6:B:250:ALA:CB	2.46	0.45
6:B:294:ASN:HB2	11:G:38:GLN:NE2	2.17	0.45
6:B:346:SER:O	6:B:350:GLN:N	2.47	0.45
6:B:459:PHE:CD2	20:B:838:CLA:C2D	3.00	0.45
6:B:551:LYS:O	6:B:553:PHE:CE2	2.69	0.45
6:B:662:MET:HG2	23:B:843:PQN:O1	2.17	0.45

Continued on next page...

Continued from previous page...

Atom-1	Atom-2	Interatomic distance (Å)	Clash overlap (Å)
7:C:73:THR:HB	7:C:74:THR:H	1.37	0.45
8:D:41:GLN:HG3	16:L:125:LYS:NZ	2.31	0.45
10:F:44:ALA:HB1	10:F:48:LYS:HB3	1.97	0.45
21:K:107:LMU:C3	21:K:107:LMU:O5'	2.63	0.45
17:N:61:LEU:HG	17:N:62:SER:H	1.81	0.45
21:R:102:LMU:O2'	21:R:102:LMU:H5'	2.16	0.45
1:1:183:ASP:HB3	1:1:185:TRP:HE1	1.81	0.45
20:1:213:CLA:HMC1	20:4:303:CLA:CMB	2.42	0.45
2:2:56:MET:O	2:2:57:LEU:C	2.55	0.45
4:4:58:MET:O	4:4:61:PRO:HD3	2.13	0.45
5:A:21:LEU:HA	5:A:22:VAL:O	2.15	0.45
5:A:95:GLY:HA3	20:A:807:CLA:CHC	2.46	0.45
5:A:126:ILE:O	5:A:129:GLN:HB2	2.15	0.45
6:B:74:PHE:C	6:B:76:ALA:N	2.69	0.45
6:B:323:TYR:HE1	20:B:825:CLA:HBC1	1.78	0.45
6:B:355:LEU:CD2	20:B:827:CLA:HMC2	2.46	0.45
6:B:667:TRP:O	6:B:669:GLY:N	2.49	0.45
8:D:131:GLY:O	8:D:132:LEU:HB2	2.15	0.45
20:H:112:CLA:C2C	22:I:103:BCR:HC21	2.47	0.45
19:P:1:GLC:O2	19:P:2:FRU:C2	2.63	0.45
2:2:126:PRO:HG2	2:2:129:LYS:N	2.31	0.45
4:4:30:LEU:O	4:4:32:GLU:CD	2.55	0.45
4:4:38:ARG:HG3	4:4:39:TRP:CA	2.43	0.45
5:A:258:LEU:HG	5:A:280:PHE:CD1	2.51	0.45
5:A:431:LEU:HD22	20:A:822:CLA:HMC3	1.99	0.45
5:A:497:ALA:O	5:A:498:LEU:HB2	2.17	0.45
5:A:618:TRP:CZ2	5:A:655:ASP:HB3	2.52	0.45
5:A:655:ASP:O	5:A:660:GLN:NE2	2.49	0.45
5:A:749:PHE:CG	20:A:849:CLA:HMD1	2.51	0.45
20:A:831:CLA:C3	16:L:67:PRO:HB2	2.46	0.45
21:A:852:LMU:H22	21:A:852:LMU:H51	1.67	0.45
21:A:853:LMU:H32	21:A:853:LMU:H91	1.98	0.45
6:B:375:HIS:CE1	20:B:829:CLA:NC	2.82	0.45
22:B:801:BCR:C35	20:L:203:CLA:H152	2.47	0.45
20:B:824:CLA:HAA1	20:B:824:CLA:H12	1.99	0.45
20:B:826:CLA:H11	20:B:839:CLA:CBF	2.45	0.45
20:B:834:CLA:H3A	20:B:834:CLA:HBA2	1.40	0.45
20:B:834:CLA:NC	20:B:835:CLA:CBB	2.79	0.45
20:B:838:CLA:C12	22:F:204:BCR:C31	2.92	0.45
20:B:839:CLA:O1A	20:B:839:CLA:C4A	2.64	0.45
8:D:87:GLY:H	8:D:90:LEU:H	1.64	0.45

Continued on next page...

Continued from previous page...

Atom-1	Atom-2	Interatomic distance (Å)	Clash overlap (Å)
9:E:43:SER:CB	9:E:82:TYR:HE1	2.26	0.45
10:F:63:CYS:CA	10:F:69:PRO:HA	2.43	0.45
11:G:19:GLY:N	11:G:21:PHE:H	2.15	0.45
16:L:65:VAL:HG11	16:L:154:ALA:HB1	1.98	0.45
16:L:108:LYS:O	16:L:132:SER:CB	2.45	0.45
20:L:202:CLA:O2D	20:L:202:CLA:H2	2.16	0.45
2:2:205:PHE:O	2:2:206:ALA:HB2	2.15	0.45
22:2:318:BCR:C8	22:2:318:BCR:C31	2.92	0.45
4:4:68:GLY:C	4:4:71:ASN:HB2	2.35	0.45
4:4:119:PRO:C	4:4:121:PHE:H	2.18	0.45
5:A:64:PHE:CZ	5:A:77:LYS:HE2	2.50	0.45
5:A:97:TYR:HA	5:A:153:TRP:HZ2	1.82	0.45
5:A:170:GLY:O	5:A:173:VAL:CG2	2.59	0.45
5:A:471:GLY:O	5:A:472:ARG:HG2	2.16	0.45
5:A:499:ALA:N	5:A:500:PRO:CD	2.79	0.45
20:A:808:CLA:ND	20:A:826:CLA:H42	2.32	0.45
21:A:853:LMU:O6'	21:A:853:LMU:C3	2.65	0.45
6:B:216:LEU:HD21	6:B:221:GLY:CA	2.41	0.45
6:B:224:PRO:HA	6:B:227:THR:OG1	2.16	0.45
6:B:262:HIS:O	6:B:265:THR:O	2.35	0.45
6:B:557:PHE:CE2	7:C:66:ARG:NE	2.85	0.45
20:B:810:CLA:CMC	22:B:847:BCR:C28	2.92	0.45
20:B:826:CLA:H3A	20:B:826:CLA:HBA2	1.59	0.45
8:D:34:GLY:HA3	8:D:62:THR:HB	1.97	0.45
9:E:73:ASN:ND2	9:E:75:ALA:H	2.15	0.45
10:F:62:LEU:HG	10:F:72:ILE:CD1	2.42	0.45
21:H:103:LMU:C1B	21:H:103:LMU:O6B	2.64	0.45
21:1:217:LMU:H112	21:G:103:LMU:O5B	2.17	0.45
2:2:51:HIS:CB	20:2:310:CLA:OBD	2.63	0.45
2:2:110:TRP:CD2	20:2:310:CLA:CED	3.00	0.45
2:2:196:HIS:CE1	19:O:1:GLC:HO3	2.28	0.45
4:4:36:ASN:HB2	4:4:39:TRP:CH2	2.42	0.45
4:4:37:LEU:O	4:4:39:TRP:CG	2.70	0.45
4:4:76:TYR:HB2	20:4:310:CLA:O2D	2.17	0.45
20:4:318:CLA:HBA1	20:4:318:CLA:HED1	1.99	0.45
20:4:318:CLA:HAA2	20:4:318:CLA:CGD	2.47	0.45
5:A:25:ASP:CA	5:A:27:ILE:N	2.78	0.45
5:A:358:LEU:HD11	5:A:413:HIS:CB	2.47	0.45
5:A:388:ASP:O	5:A:390:ALA:N	2.50	0.45
5:A:490:GLN:HG2	16:L:166:TYR:HE1	1.76	0.45
5:A:539:PHE:HE2	5:A:543:HIS:CE1	2.34	0.45

Continued on next page...

Continued from previous page...

Atom-1	Atom-2	Interatomic distance (Å)	Clash overlap (Å)
5:A:630:ASP:C	5:A:632:GLY:N	2.70	0.45
5:A:636:HIS:C	5:A:638:THR:H	2.19	0.45
5:A:733:VAL:HG12	5:A:737:HIS:CE1	2.51	0.45
20:A:821:CLA:HAA1	15:K:32:ARG:NE	2.32	0.45
6:B:232:LEU:HD22	6:B:232:LEU:HA	1.69	0.45
6:B:287:GLY:O	6:B:290:MET:HB2	2.16	0.45
6:B:535:VAL:CG2	6:B:539:LEU:HD23	2.47	0.45
6:B:570:ILE:O	6:B:570:ILE:HG13	2.17	0.45
6:B:587:ILE:HD13	6:B:587:ILE:HA	1.76	0.45
6:B:655:LEU:HD21	20:B:841:CLA:HBB1	1.99	0.45
20:B:818:CLA:C3D	20:B:827:CLA:HBB2	2.47	0.45
7:C:7:ILE:C	7:C:8:TYR:O	2.54	0.45
10:F:124:PRO:C	10:F:126:ALA:H	2.20	0.45
12:H:39:PHE:O	12:H:40:PHE:CD1	2.69	0.45
21:H:105:LMU:C3	21:H:105:LMU:H2B	2.46	0.45
1:1:51:MET:SD	1:1:54:VAL:HB	2.57	0.45
2:2:118:CYS:O	2:2:119:VAL:CG1	2.52	0.45
20:2:303:CLA:O1A	20:2:303:CLA:C2	2.64	0.45
3:3:94:ARG:NH1	3:3:98:ILE:HG23	2.30	0.45
3:3:111:TYR:HB2	3:3:112:THR:H	1.68	0.45
4:4:100:TYR:CA	4:4:103:ILE:HG12	2.42	0.45
21:4:320:LMU:H32	21:4:320:LMU:O2'	2.16	0.45
5:A:34:TRP:O	5:A:35:ALA:CB	2.65	0.45
5:A:284:ARG:NH1	5:A:507:ALA:HB1	2.30	0.45
5:A:363:ALA:O	5:A:367:SER:CB	2.65	0.45
5:A:398:HIS:HD2	20:A:826:CLA:NC	2.15	0.45
20:A:806:CLA:H51	20:A:828:CLA:NC	2.32	0.45
6:B:29:HIS:O	20:B:830:CLA:HAA2	2.16	0.45
6:B:160:LYS:HB2	6:B:160:LYS:NZ	2.29	0.45
6:B:323:TYR:CD1	20:B:825:CLA:HBC1	2.51	0.45
6:B:553:PHE:O	6:B:554:GLY:C	2.54	0.45
6:B:655:LEU:HD21	20:B:841:CLA:CBB	2.46	0.45
6:B:704:GLN:HG3	25:B:848:LMG:H132	1.99	0.45
20:B:827:CLA:H122	22:B:846:BCR:C13	2.46	0.45
21:H:105:LMU:O5B	21:H:105:LMU:C3'	2.49	0.45
17:N:47:THR:O	17:N:48:GLY:C	2.56	0.45
17:N:48:GLY:HA3	17:N:49:CYS:CB	2.47	0.45
17:N:61:LEU:CG	17:N:62:SER:H	2.29	0.45
19:O:1:GLC:H2	19:O:2:FRU:O5	2.17	0.45
1:1:34:ALA:HB3	1:1:137:PRO:CB	2.47	0.45
21:1:217:LMU:H3O2	21:1:217:LMU:C1B	2.30	0.45

Continued on next page...

Continued from previous page...

Atom-1	Atom-2	Interatomic distance (Å)	Clash overlap (Å)
2:2:181:HIS:CE1	20:2:304:CLA:ND	2.85	0.45
20:2:317:CLA:HAA2	20:2:317:CLA:HBD	1.99	0.45
4:4:94:GLU:CB	4:4:95:PHE:HD1	2.26	0.45
4:4:123:GLN:CG	4:4:124:TYR:N	2.80	0.45
21:4:319:LMU:H1B	21:4:319:LMU:C1'	2.47	0.45
5:A:207:LEU:HA	5:A:211:LEU:CB	2.45	0.45
5:A:388:ASP:OD1	5:A:391:THR:HB	2.17	0.45
5:A:428:TYR:CD1	8:D:57:ILE:HG12	2.52	0.45
5:A:654:ARG:HA	6:B:632:ILE:CD1	2.44	0.45
5:A:731:ARG:O	5:A:735:VAL:HG23	2.15	0.45
20:A:808:CLA:ND	20:A:826:CLA:C4	2.80	0.45
20:A:830:CLA:O1A	20:L:203:CLA:C1	2.62	0.45
6:B:31:PHE:O	6:B:32:GLU:C	2.55	0.45
6:B:190:TRP:CE3	20:B:815:CLA:HBB2	2.47	0.45
6:B:558:PRO:CB	6:B:703:VAL:HB	2.47	0.45
6:B:618:GLY:HA2	6:B:621:ARG:HB3	1.98	0.45
6:B:655:LEU:HD22	20:B:841:CLA:CBB	2.46	0.45
6:B:673:GLU:O	6:B:676:GLU:HB2	2.17	0.45
22:B:801:BCR:C33	22:B:801:BCR:C8	2.86	0.45
20:B:824:CLA:HAA1	20:B:824:CLA:C4	2.31	0.45
20:B:838:CLA:C9	20:B:839:CLA:HAC1	2.47	0.45
7:C:62:PHE:CE2	9:E:42:GLU:CD	2.87	0.45
9:E:36:VAL:HG22	9:E:52:VAL:HG22	1.98	0.45
10:F:20:GLN:HG2	10:F:24:LYS:HD2	1.99	0.45
10:F:96:TRP:CE3	10:F:134:PHE:N	2.85	0.45
10:F:113:LYS:HA	10:F:114:PRO:HD3	1.68	0.45
11:G:58:LEU:O	11:G:60:SER:N	2.48	0.45
13:I:7:LEU:HB2	22:I:103:BCR:H333	1.98	0.45
20:K:102:CLA:CBC	21:K:105:LMU:C3B	2.93	0.45
17:N:59:PRO:C	17:N:66:ASP:OD1	2.55	0.45
17:N:62:SER:C	17:N:66:ASP:H	2.20	0.45
18:R:24:UNK:O	18:R:27:UNK:CB	2.65	0.45
21:1:217:LMU:O5'	21:1:217:LMU:H22	2.16	0.45
2:2:43:TRP:O	2:2:45:VAL:N	2.50	0.45
21:2:320:LMU:H31	21:2:320:LMU:H62	1.53	0.45
3:3:49:ILE:CG1	3:3:52:LYS:CB	2.94	0.45
20:4:303:CLA:CGD	20:4:303:CLA:CAA	2.94	0.45
20:4:317:CLA:HBC2	20:4:317:CLA:CHD	2.47	0.45
5:A:435:VAL:O	5:A:438:HIS:ND1	2.44	0.45
5:A:440:ASP:HA	6:B:677:THR:HB	1.98	0.45
5:A:607:ASN:HD22	5:A:607:ASN:HA	1.65	0.45

Continued on next page...

Continued from previous page...

Atom-1	Atom-2	Interatomic distance (Å)	Clash overlap (Å)
20:A:809:CLA:HMC1	20:A:809:CLA:HBC3	1.99	0.45
20:A:831:CLA:H43	16:L:64:LEU:CD2	2.42	0.45
6:B:29:HIS:HB3	20:B:808:CLA:HBB2	1.98	0.45
6:B:36:ASP:O	6:B:41:ARG:NE	2.50	0.45
6:B:272:ASP:HB3	20:B:818:CLA:HMA1	1.99	0.45
6:B:450:GLU:C	6:B:452:GLN:H	2.16	0.45
6:B:594:TRP:HD1	6:B:595:HIS:N	2.15	0.45
20:B:841:CLA:C19	13:I:21:MET:CB	2.94	0.45
7:C:5:VAL:CG1	7:C:65:VAL:HG13	2.41	0.45
8:D:132:LEU:HD12	8:D:136:SER:OG	2.17	0.45
8:D:140:ASN:HA	8:D:142:SER:OG	2.16	0.45
10:F:131:PHE:C	10:F:133:GLY:N	2.69	0.45
12:H:45:ALA:C	12:H:48:THR:H	2.12	0.45
17:N:2:VAL:HG23	17:N:2:VAL:O	2.17	0.45
17:N:34:THR:C	17:N:36:GLU:N	2.71	0.45
17:N:57:LYS:HE2	17:N:57:LYS:HB2	1.44	0.45
18:R:38:UNK:C	18:R:42:UNK:CA	2.94	0.45
1:1:27:LEU:O	1:1:31:GLU:HB2	2.16	0.44
21:1:218:LMU:H5'	21:1:218:LMU:H1B	1.59	0.44
2:2:51:HIS:CA	2:2:54:TRP:HB2	2.47	0.44
2:2:167:GLY:O	2:2:168:ARG:C	2.55	0.44
4:4:58:MET:SD	4:4:59:LEU:HA	2.56	0.44
20:4:305:CLA:CMC	20:4:305:CLA:CBC	2.89	0.44
5:A:113:PRO:C	5:A:115:HIS:N	2.71	0.44
5:A:143:ILE:HG12	20:A:808:CLA:HBC2	1.99	0.44
5:A:146:THR:H	20:A:808:CLA:HMD1	1.81	0.44
5:A:249:ILE:C	5:A:251:ASN:N	2.71	0.44
5:A:360:ILE:HD13	22:A:844:BCR:C37	2.43	0.44
5:A:648:THR:O	5:A:649:ILE:HG22	2.16	0.44
5:A:733:VAL:HG13	20:A:838:CLA:C3D	2.47	0.44
20:A:809:CLA:HBB1	6:B:446:PHE:HE2	1.82	0.44
20:A:832:CLA:O1A	20:A:833:CLA:HBC3	2.17	0.44
6:B:217:PRO:HB2	6:B:218:TYR:HD1	1.82	0.44
6:B:389:HIS:HE1	20:B:830:CLA:NC	2.15	0.44
6:B:444:LEU:O	6:B:445:ALA:CB	2.65	0.44
6:B:458:ILE:HG13	6:B:459:PHE:CD1	2.53	0.44
6:B:602:TRP:C	6:B:604:GLY:H	2.17	0.44
6:B:732:LYS:CB	6:B:732:LYS:HZ3	2.16	0.44
20:B:816:CLA:O1D	20:B:816:CLA:H2A	2.17	0.44
20:B:832:CLA:NB	10:F:90:PHE:CE1	2.85	0.44
9:E:38:ILE:HB	9:E:46:PHE:O	2.18	0.44

Continued on next page...

Continued from previous page...

Atom-1	Atom-2	Interatomic distance (Å)	Clash overlap (Å)
10:F:144:LEU:HD12	10:F:149:LEU:HD13	1.99	0.44
11:G:16:LEU:CD2	11:G:68:ILE:HG21	2.47	0.44
11:G:79:HIS:NE2	11:G:82:ALA:HB2	2.33	0.44
12:H:19:GLY:O	12:H:20:GLN:CB	2.63	0.44
20:H:111:CLA:H41	16:L:87:ALA:HB2	1.98	0.44
15:K:44:GLU:OE1	15:K:45:SER:CA	2.62	0.44
17:N:57:LYS:O	17:N:60:PHE:N	2.49	0.44
2:2:63:PHE:HE2	2:2:168:ARG:CD	2.30	0.44
2:2:102:ILE:HD13	2:2:102:ILE:N	2.32	0.44
21:2:313:LMU:H4'	21:2:313:LMU:H1'	1.46	0.44
3:3:74:ALA:N	20:3:306:CLA:C2D	2.80	0.44
21:3:320:LMU:H22	21:3:320:LMU:H51	1.85	0.44
4:4:144:ALA:O	4:4:147:LEU:O	2.35	0.44
20:4:304:CLA:CAA	20:F:207:CLA:H42	2.40	0.44
5:A:157:GLY:O	5:A:248:PHE:HE1	2.00	0.44
5:A:209:GLY:HA3	5:A:213:LEU:HD12	1.99	0.44
5:A:258:LEU:HG	5:A:280:PHE:CE1	2.52	0.44
5:A:362:LEU:CD1	20:A:828:CLA:HBB2	2.34	0.44
5:A:369:THR:HG22	20:A:827:CLA:HMC1	1.99	0.44
5:A:723:ARG:O	20:A:837:CLA:CBB	2.66	0.44
20:A:826:CLA:HBD	20:A:826:CLA:HAA1	1.98	0.44
20:B:827:CLA:H71	22:B:846:BCR:C14	2.47	0.44
7:C:29:ILE:CG2	8:D:126:GLY:CA	2.95	0.44
12:H:55:LYS:O	12:H:56:PHE:HB2	2.18	0.44
16:L:23:LEU:O	16:L:25:THR:N	2.50	0.44
16:L:67:PRO:O	16:L:71:ALA:HB3	2.18	0.44
16:L:123:ARG:HB3	16:L:126:GLN:HG3	1.97	0.44
16:L:163:LEU:HD12	16:L:164:PRO:CA	2.44	0.44
1:1:168:TYR:N	1:1:169:PRO:HD3	2.32	0.44
1:1:179:THR:HB	1:1:180:HIS:H	1.49	0.44
20:2:315:CLA:C2	20:2:315:CLA:CAA	2.94	0.44
4:4:139:ASN:HD22	4:4:139:ASN:HA	1.62	0.44
5:A:126:ILE:O	5:A:126:ILE:HD12	2.17	0.44
5:A:309:LEU:HD21	20:A:819:CLA:HMC3	1.99	0.44
5:A:462:ILE:HG21	20:A:831:CLA:HMC1	1.99	0.44
5:A:473:PRO:C	5:A:475:ASP:N	2.71	0.44
5:A:558:LYS:HZ2	6:B:674:LEU:HB3	1.80	0.44
20:A:818:CLA:ND	20:A:827:CLA:H72	2.32	0.44
20:A:826:CLA:H191	20:A:850:CLA:H13	1.98	0.44
21:A:846:LMU:H22	21:A:846:LMU:H51	1.77	0.44
6:B:221:GLY:C	6:B:223:GLY:N	2.71	0.44

Continued on next page...

Continued from previous page...

Atom-1	Atom-2	Interatomic distance (Å)	Clash overlap (Å)
6:B:290:MET:O	6:B:290:MET:HG2	2.16	0.44
6:B:326:ILE:O	6:B:326:ILE:HG12	2.17	0.44
6:B:362:ALA:O	6:B:363:GLN:CG	2.61	0.44
6:B:390:GLY:HA3	22:B:846:BCR:HC22	1.98	0.44
6:B:454:LEU:HD13	10:F:69:PRO:O	2.18	0.44
6:B:467:HIS:NE2	20:B:834:CLA:CHA	2.80	0.44
7:C:39:ILE:HG23	7:C:40:ALA:N	2.31	0.44
8:D:28:ILE:O	8:D:66:ALA:HB3	2.18	0.44
8:D:28:ILE:HG13	8:D:66:ALA:HB1	1.98	0.44
8:D:33:THR:HG23	16:L:23:LEU:HD12	1.98	0.44
8:D:139:LYS:HZ3	9:E:41:ARG:NH1	2.16	0.44
10:F:50:LYS:O	10:F:52:ARG:C	2.56	0.44
13:I:28:VAL:O	13:I:29:GLU:CD	2.56	0.44
15:K:3:ILE:HD13	15:K:3:ILE:O	2.17	0.44
16:L:65:VAL:O	16:L:69:VAL:N	2.51	0.44
17:N:62:SER:O	17:N:63:ASP:HB2	2.17	0.44
1:1:56:GLY:HA3	20:1:205:CLA:C4D	2.48	0.44
2:2:57:LEU:HD23	2:2:57:LEU:C	2.37	0.44
2:2:120:ASN:CG	14:J:5:LYS:HD2	2.38	0.44
21:2:319:LMU:H3'	21:2:319:LMU:H5B	1.99	0.44
3:3:50:GLU:OE1	3:3:54:LEU:HB2	2.17	0.44
3:3:112:THR:HG1	3:3:113:LEU:H	1.57	0.44
5:A:22:VAL:CA	5:A:24:ARG:HA	2.48	0.44
5:A:22:VAL:HG12	5:A:24:ARG:HA	1.99	0.44
5:A:24:ARG:C	5:A:25:ASP:CG	2.76	0.44
5:A:349:ILE:HD13	5:A:422:TYR:HB3	1.99	0.44
6:B:172:GLU:C	6:B:176:ASN:HB2	2.37	0.44
6:B:356:PRO:HB2	6:B:361:ILE:HG22	2.00	0.44
6:B:447:GLY:O	6:B:449:PRO:HD3	2.18	0.44
20:B:803:CLA:O2A	20:B:803:CLA:C3A	2.61	0.44
20:B:803:CLA:HED3	20:B:803:CLA:CBA	2.48	0.44
8:D:30:ALA:O	16:L:18:PRO:CB	2.59	0.44
10:F:22:LEU:HA	10:F:25:LEU:HD13	1.99	0.44
10:F:116:GLN:HE21	10:F:116:GLN:HB2	1.60	0.44
11:G:10:LEU:HD23	11:G:13:GLY:HA3	2.00	0.44
11:G:13:GLY:C	11:G:16:LEU:HG	2.37	0.44
12:H:50:ARG:NH1	12:H:53:LEU:C	2.67	0.44
15:K:43:ARG:HA	15:K:43:ARG:HD2	1.48	0.44
16:L:65:VAL:HG23	16:L:66:GLY:H	1.82	0.44
2:2:128:ASN:CG	14:J:3:ASP:CB	2.85	0.44
3:3:164:PHE:HD1	3:3:164:PHE:HA	1.71	0.44

Continued on next page...

Continued from previous page...

Atom-1	Atom-2	Interatomic distance (Å)	Clash overlap (Å)
4:4:32:GLU:O	4:4:33:ASP:OD1	2.35	0.44
4:4:36:ASN:CA	4:4:39:TRP:CE3	3.01	0.44
4:4:75:TRP:HD1	20:4:310:CLA:HHD	1.80	0.44
5:A:81:ALA:HA	20:A:804:CLA:HMA1	1.97	0.44
5:A:230:ASN:C	5:A:230:ASN:HD22	2.21	0.44
5:A:260:PRO:HG3	5:A:277:TYR:CZ	2.52	0.44
5:A:277:TYR:HD2	5:A:279:ASP:H	1.64	0.44
5:A:420:ARG:HG2	5:A:421:ASP:N	2.31	0.44
5:A:631:GLN:HG2	5:A:633:VAL:HG13	1.98	0.44
20:A:820:CLA:H3A	20:A:820:CLA:HBA2	1.75	0.44
20:A:826:CLA:H72	22:A:845:BCR:C37	2.45	0.44
20:A:831:CLA:H92	20:A:831:CLA:H62	1.73	0.44
21:A:853:LMU:O6'	21:A:853:LMU:C5	2.60	0.44
6:B:188:LEU:HG	6:B:189:ALA:N	2.32	0.44
6:B:202:SER:O	6:B:245:GLY:CA	2.50	0.44
6:B:202:SER:HB3	6:B:270:LEU:HD21	1.99	0.44
6:B:257:ILE:HA	6:B:272:ASP:OD2	2.17	0.44
6:B:395:ILE:HG22	6:B:551:LYS:HG3	2.00	0.44
6:B:545:LYS:CG	6:B:546:LEU:N	2.79	0.44
6:B:568:CYS:HB3	6:B:569:ASP:H	1.65	0.44
6:B:573:TRP:O	6:B:576:PHE:HB3	2.18	0.44
22:B:844:BCR:H24C	22:B:844:BCR:H371	1.58	0.44
22:B:847:BCR:C33	22:B:847:BCR:C8	2.93	0.44
7:C:28:MET:HB2	8:D:121:GLU:HA	1.98	0.44
12:H:77:LEU:HB3	12:H:78:PRO:CD	2.47	0.44
20:H:101:CLA:H61	20:H:101:CLA:HMA3	1.91	0.44
21:H:104:LMU:H61	21:H:104:LMU:H31	1.52	0.44
20:K:101:CLA:HAA2	20:K:101:CLA:HBD	1.99	0.44
20:L:202:CLA:CED	20:L:202:CLA:H72	2.47	0.44
17:N:58:VAL:O	17:N:60:PHE:N	2.51	0.44
17:N:67:LEU:CA	17:N:68:GLU:HG2	2.47	0.44
20:2:302:CLA:CHD	20:2:302:CLA:CBC	2.88	0.44
4:4:115:VAL:HG13	4:4:116:ASN:N	2.32	0.44
5:A:59:ALA:C	5:A:61:ALA:H	2.21	0.44
5:A:73:GLU:O	5:A:74:ILE:C	2.56	0.44
5:A:222:GLN:O	5:A:227:LEU:HD12	2.18	0.44
5:A:335:LYS:CG	5:A:336:GLY:N	2.67	0.44
5:A:419:VAL:HG21	5:A:577:PHE:HB2	2.00	0.44
23:A:842:PQN:H293	23:A:842:PQN:H261	1.87	0.44
6:B:22:TRP:HE1	20:B:840:CLA:HBB2	1.75	0.44
6:B:361:ILE:C	6:B:362:ALA:O	2.56	0.44

Continued on next page...

Continued from previous page...

Atom-1	Atom-2	Interatomic distance (Å)	Clash overlap (Å)
6:B:365:PHE:HB3	6:B:602:TRP:CZ2	2.53	0.44
6:B:517:PHE:O	6:B:517:PHE:CG	2.69	0.44
6:B:700:LEU:N	23:B:843:PQN:O4	2.34	0.44
20:B:803:CLA:H202	20:B:803:CLA:H162	1.72	0.44
20:B:829:CLA:H3A	20:B:829:CLA:HBA2	1.52	0.44
8:D:83:CYS:O	8:D:83:CYS:SG	2.75	0.44
20:J:101:CLA:O1D	20:J:101:CLA:H2A	2.18	0.44
20:K:101:CLA:HMD3	20:K:102:CLA:NA	2.31	0.44
16:L:68:PHE:HD1	16:L:68:PHE:N	2.14	0.44
21:L:212:LMU:H52	21:L:212:LMU:H82	1.81	0.44
17:N:4:GLU:OE2	17:N:4:GLU:C	2.56	0.44
17:N:54:LYS:HA	17:N:54:LYS:HD2	1.32	0.44
21:R:106:LMU:O2'	21:R:106:LMU:H21	2.18	0.44
2:2:164:ILE:O	2:2:168:ARG:NH1	2.50	0.44
20:2:307:CLA:H142	20:2:307:CLA:H112	1.67	0.44
20:3:315:CLA:H112	20:3:315:CLA:H72	1.28	0.44
4:4:40:PHE:CD1	4:4:40:PHE:N	2.77	0.44
4:4:142:ASN:HA	4:4:150:LYS:NZ	2.21	0.44
4:4:143:PHE:N	4:4:150:LYS:HE2	2.33	0.44
20:4:301:CLA:CBC	20:4:301:CLA:CHD	2.85	0.44
5:A:34:TRP:O	5:A:35:ALA:HB3	2.18	0.44
5:A:64:PHE:HZ	5:A:77:LYS:HE2	1.79	0.44
5:A:148:GLY:C	5:A:149:PHE:O	2.54	0.44
5:A:212:GLY:C	5:A:214:GLY:H	2.20	0.44
5:A:509:ALA:O	5:A:510:SER:OG	2.25	0.44
21:A:854:LMU:O6'	21:A:854:LMU:C1'	2.65	0.44
6:B:174:ARG:HH12	20:B:825:CLA:CMD	2.27	0.44
6:B:230:TRP:CE3	20:B:817:CLA:HAA2	2.52	0.44
6:B:387:PHE:O	6:B:391:PRO:HG3	2.17	0.44
6:B:527:LEU:O	20:B:839:CLA:HMA3	2.17	0.44
6:B:715:VAL:O	6:B:716:GLY:C	2.56	0.44
7:C:73:THR:N	7:C:76:SER:OG	2.50	0.44
22:G:104:BCR:H15C	22:G:104:BCR:H351	1.86	0.44
20:K:104:CLA:H41	20:K:104:CLA:C9	2.44	0.44
20:1:201:CLA:HMA2	20:1:201:CLA:HBA1	1.99	0.44
2:2:100:VAL:HG22	2:2:101:PHE:N	2.32	0.44
2:2:137:TYR:CD1	2:2:138:PRO:CD	3.00	0.44
4:4:69:ILE:CG1	4:4:175:LYS:HB2	2.48	0.44
4:4:81:GLU:OE2	4:4:81:GLU:HA	2.18	0.44
4:4:86:SER:O	4:4:88:SER:N	2.49	0.44
5:A:239:PRO:CA	5:A:242:ILE:HD11	2.43	0.44

Continued on next page...

Continued from previous page...

Atom-1	Atom-2	Interatomic distance (Å)	Clash overlap (Å)
5:A:274:TRP:NE1	5:A:277:TYR:CE2	2.86	0.44
5:A:430:ASP:H	5:A:433:ASP:CG	2.21	0.44
20:A:831:CLA:HBA1	20:A:831:CLA:H3A	1.45	0.44
22:A:843:BCR:C31	22:A:843:BCR:C8	2.80	0.44
20:A:849:CLA:HBB1	6:B:624:LEU:HD11	2.00	0.44
6:B:597:LYS:HG2	20:B:837:CLA:HBC1	2.00	0.44
20:B:840:CLA:ND	20:L:203:CLA:HMC3	2.32	0.44
11:G:12:THR:HG22	11:G:72:LEU:CD1	2.46	0.44
20:G:105:CLA:H12	20:G:105:CLA:H52	1.75	0.44
20:H:111:CLA:HBB2	13:I:13:GLY:C	2.37	0.44
20:J:103:CLA:CHA	20:J:103:CLA:CED	2.94	0.44
20:J:103:CLA:HBA2	20:J:103:CLA:H3A	1.25	0.44
16:L:64:LEU:HD21	20:L:203:CLA:H202	2.00	0.44
16:L:64:LEU:CG	20:L:203:CLA:H201	2.48	0.44
17:N:62:SER:CB	17:N:66:ASP:OD1	2.65	0.44
2:2:206:ALA:O	2:2:207:ALA:CB	2.66	0.44
3:3:50:GLU:OE2	3:3:54:LEU:HD13	2.17	0.44
4:4:104:ARG:HE	4:4:105:ARG:CA	2.31	0.44
5:A:41:SER:O	5:A:44:ILE:CA	2.61	0.44
5:A:308:ILE:HD12	20:A:816:CLA:HHC	2.00	0.44
5:A:430:ASP:O	5:A:432:LEU:N	2.51	0.44
5:A:462:ILE:HG21	20:A:831:CLA:HMC3	1.98	0.44
5:A:472:ARG:HG3	6:B:97:GLY:HA2	1.99	0.44
5:A:701:GLN:NE2	5:A:701:GLN:HA	2.33	0.44
20:A:822:CLA:CHD	22:A:844:BCR:C20	2.95	0.44
6:B:144:PHE:O	6:B:144:PHE:HD2	1.98	0.44
6:B:160:LYS:CG	6:B:161:TRP:H	2.30	0.44
6:B:193:HIS:HD2	20:B:815:CLA:NC	2.16	0.44
6:B:513:GLY:O	6:B:515:GLY:N	2.51	0.44
22:B:801:BCR:H23C	22:B:801:BCR:H383	1.99	0.44
20:B:808:CLA:H71	20:B:825:CLA:O1A	2.17	0.44
8:D:139:LYS:HG2	8:D:141:VAL:HG22	2.00	0.44
9:E:43:SER:HB2	9:E:82:TYR:CE1	2.39	0.44
10:F:24:LYS:C	10:F:26:GLN:H	2.20	0.44
11:G:8:ILE:O	11:G:8:ILE:CG1	2.63	0.44
11:G:32:ALA:O	11:G:33:LYS:C	2.56	0.44
21:H:103:LMU:O6B	21:H:103:LMU:H1B	2.17	0.44
20:H:111:CLA:HBA1	20:H:111:CLA:H3A	1.59	0.44
20:J:101:CLA:H2A	20:J:101:CLA:O2A	2.18	0.44
15:K:14:THR:O	15:K:18:MET:HG2	2.17	0.44
16:L:33:ILE:HG12	20:L:201:CLA:H42	2.00	0.44

Continued on next page...

Continued from previous page...

Atom-1	Atom-2	Interatomic distance (Å)	Clash overlap (Å)
16:L:69:VAL:HG11	16:L:84:GLY:H	1.83	0.44
17:N:37:PHE:CD2	17:N:37:PHE:N	2.84	0.44
1:1:25:ASP:O	1:1:26:PRO:C	2.55	0.43
2:2:62:ILE:HG13	2:2:66:GLU:OE2	2.18	0.43
20:2:303:CLA:H43	20:2:303:CLA:NC	2.32	0.43
3:3:97:PHE:C	3:3:98:ILE:CG2	2.83	0.43
3:3:111:TYR:HB2	3:3:112:THR:HG22	2.00	0.43
3:3:114:PHE:CZ	20:3:310:CLA:HMB3	2.53	0.43
4:4:179:ASP:H	4:4:184:HIS:CD2	2.36	0.43
5:A:24:ARG:HH12	5:A:29:THR:HA	1.77	0.43
5:A:346:LEU:O	5:A:347:TYR:HB2	2.17	0.43
5:A:365:LEU:O	5:A:369:THR:CG2	2.66	0.43
5:A:515:TRP:CZ2	20:A:825:CLA:HMC3	2.52	0.43
5:A:584:PRO:CB	7:C:67:VAL:HB	2.48	0.43
5:A:660:GLN:O	5:A:661:ALA:HB3	2.17	0.43
20:A:803:CLA:CBB	20:A:804:CLA:NC	2.81	0.43
20:A:826:CLA:H193	20:A:826:CLA:H162	1.83	0.43
20:A:849:CLA:CMB	20:A:850:CLA:HMD1	2.48	0.43
6:B:25:ILE:H	6:B:25:ILE:HG13	1.57	0.43
6:B:178:HIS:C	6:B:180:SER:N	2.69	0.43
6:B:278:LEU:HD12	20:B:817:CLA:HMA1	1.99	0.43
6:B:297:ILE:HG21	11:G:21:PHE:HZ	1.82	0.43
6:B:615:TYR:OH	6:B:621:ARG:NH2	2.50	0.43
20:B:818:CLA:C1A	20:B:818:CLA:H12	2.48	0.43
20:B:838:CLA:HBB2	20:B:838:CLA:C8	2.45	0.43
7:C:51:CYS:N	24:C:102:SF4:S4	2.86	0.43
8:D:96:ILE:O	8:D:97:LYS:CB	2.66	0.43
11:G:24:PHE:C	11:G:26:PHE:N	2.71	0.43
11:G:43:HIS:N	11:G:43:HIS:HD1	2.16	0.43
20:H:101:CLA:H61	20:H:101:CLA:H2	1.84	0.43
13:I:15:LEU:HD12	13:I:18:ALA:HB3	2.00	0.43
15:K:51:ASP:CB	15:K:52:PRO:CD	2.92	0.43
21:K:106:LMU:O6'	21:K:106:LMU:C1B	2.64	0.43
16:L:65:VAL:C	16:L:67:PRO:HD2	2.37	0.43
17:N:35:VAL:HG12	17:N:37:PHE:CZ	2.53	0.43
17:N:82:PHE:H	17:N:82:PHE:HD2	1.66	0.43
20:1:204:CLA:CHA	20:1:204:CLA:HBA1	2.39	0.43
2:2:114:LEU:O	2:2:116:PRO:HD3	2.19	0.43
2:2:159:LEU:O	2:2:160:ARG:C	2.56	0.43
2:2:208:PHE:O	2:2:209:THR:HB	2.18	0.43
2:2:211:LYS:O	20:2:308:CLA:C3B	2.66	0.43

Continued on next page...

Continued from previous page...

Atom-1	Atom-2	Interatomic distance (Å)	Clash overlap (Å)
21:3:320:LMU:O2B	21:3:320:LMU:C5B	2.66	0.43
4:4:123:GLN:CG	4:4:124:TYR:H	2.32	0.43
4:4:147:LEU:O	4:4:148:GLU:O	2.36	0.43
5:A:131:ILE:CG2	5:A:132:LEU:N	2.81	0.43
5:A:571:ASP:O	5:A:574:ASN:ND2	2.51	0.43
5:A:578:ARG:HG2	5:A:595:TRP:CD1	2.53	0.43
5:A:679:PHE:O	5:A:679:PHE:CD2	2.70	0.43
20:A:803:CLA:HBB1	20:A:804:CLA:C1C	2.47	0.43
20:A:827:CLA:CMD	20:A:827:CLA:H52	2.48	0.43
6:B:29:HIS:CB	20:B:808:CLA:HBB2	2.48	0.43
6:B:50:HIS:HA	6:B:53:GLN:H	1.84	0.43
6:B:172:GLU:O	6:B:173:SER:C	2.56	0.43
6:B:274:ALA:O	6:B:278:LEU:HB2	2.18	0.43
6:B:710:LEU:HA	6:B:713:PHE:HB3	2.00	0.43
20:B:822:CLA:CBA	20:B:823:CLA:O1A	2.66	0.43
20:B:825:CLA:H61	20:B:825:CLA:CMA	2.48	0.43
20:B:832:CLA:HBB2	22:F:203:BCR:C25	2.48	0.43
20:B:832:CLA:CBB	22:F:203:BCR:C23	2.96	0.43
20:B:832:CLA:CBB	22:F:203:BCR:H23C	2.48	0.43
10:F:33:ALA:C	10:F:35:ASP:H	2.20	0.43
11:G:43:HIS:CE1	11:G:45:GLU:CG	2.96	0.43
21:H:104:LMU:H41	21:H:104:LMU:O6'	2.18	0.43
13:I:4:LEU:HG	13:I:4:LEU:O	2.18	0.43
17:N:63:ASP:HA	17:N:64:ASP:O	2.17	0.43
2:2:96:ILE:O	2:2:100:VAL:CG1	2.66	0.43
3:3:114:PHE:CD1	20:3:308:CLA:CHA	3.01	0.43
20:3:314:CLA:HAA2	20:3:314:CLA:HBD	2.00	0.43
4:4:98:SER:O	4:4:102:GLU:CG	2.66	0.43
5:A:73:GLU:HA	5:A:76:ARG:HD2	1.99	0.43
5:A:88:ILE:C	5:A:90:PHE:N	2.70	0.43
5:A:631:GLN:O	5:A:632:GLY:C	2.56	0.43
5:A:716:VAL:O	20:A:837:CLA:HMD3	2.18	0.43
20:A:805:CLA:HBA1	20:A:805:CLA:H3A	1.68	0.43
20:A:824:CLA:C6	20:A:825:CLA:CED	2.93	0.43
6:B:564:ARG:CZ	7:C:64:SER:OG	2.66	0.43
20:B:815:CLA:H71	20:B:815:CLA:H111	1.50	0.43
21:F:202:LMU:H82	21:F:202:LMU:C3	2.46	0.43
11:G:16:LEU:CD2	11:G:68:ILE:CG2	2.89	0.43
14:J:38:THR:O	14:J:39:PHE:CB	2.66	0.43
16:L:58:LEU:CD2	16:L:153:TRP:CZ2	3.01	0.43
16:L:115:ALA:N	16:L:116:PRO:CD	2.77	0.43

Continued on next page...

Continued from previous page...

Atom-1	Atom-2	Interatomic distance (Å)	Clash overlap (Å)
17:N:47:THR:HG1	17:N:54:LYS:HD3	1.79	0.43
17:N:50:GLN:N	17:N:51:ASP:O	2.51	0.43
17:N:70:GLU:O	17:N:72:LYS:NZ	2.51	0.43
4:4:34:PRO:HB3	4:4:35:GLU:HB2	1.99	0.43
4:4:70:ILE:CG1	4:4:71:ASN:N	2.80	0.43
4:4:89:THR:O	4:4:92:VAL:CB	2.59	0.43
4:4:118:ASP:HA	4:4:122:LYS:HA	1.99	0.43
4:4:139:ASN:HA	4:4:140:PRO:HD3	1.85	0.43
4:4:193:ILE:CG2	4:4:194:VAL:N	2.74	0.43
5:A:84:GLY:O	5:A:87:SER:O	2.36	0.43
5:A:216:LEU:CD1	22:A:843:BCR:H352	2.48	0.43
5:A:555:ILE:H	5:A:555:ILE:HG12	1.55	0.43
5:A:582:ASP:OD1	7:C:53:ARG:NH2	2.52	0.43
5:A:648:THR:C	5:A:650:ASN:H	2.21	0.43
20:A:825:CLA:H111	20:A:825:CLA:H151	1.52	0.43
6:B:91:ILE:CD1	6:B:104:PHE:HE2	2.24	0.43
6:B:183:PHE:HB3	6:B:284:PHE:CD2	2.52	0.43
6:B:285:LEU:HD11	20:B:821:CLA:HBC2	1.98	0.43
6:B:416:GLU:O	6:B:420:SER:OG	2.36	0.43
6:B:590:VAL:O	6:B:593:TYR:HB3	2.18	0.43
6:B:625:TRP:CE3	6:B:625:TRP:C	2.92	0.43
20:B:806:CLA:HBC1	22:F:203:BCR:C33	2.49	0.43
20:B:833:CLA:H3A	20:B:833:CLA:HBA1	1.63	0.43
10:F:23:LYS:CB	10:F:24:LYS:NZ	2.80	0.43
11:G:59:LYS:HD3	11:G:59:LYS:HA	1.83	0.43
13:I:11:LEU:HD13	13:I:11:LEU:O	2.19	0.43
20:J:103:CLA:O1A	20:J:103:CLA:C16	2.66	0.43
16:L:121:THR:OG1	16:L:122:GLY:N	2.47	0.43
17:N:61:LEU:O	17:N:62:SER:O	2.36	0.43
17:N:72:LYS:HZ1	17:N:74:LYS:CE	2.13	0.43
21:R:109:LMU:O5B	21:R:109:LMU:C6'	2.66	0.43
1:1:144:LYS:NZ	20:1:201:CLA:OBD	2.25	0.43
1:1:179:THR:HG21	4:4:87:SER:C	2.39	0.43
21:1:216:LMU:O6'	21:1:216:LMU:H1'	2.18	0.43
21:1:217:LMU:H4'	21:G:103:LMU:O6'	2.19	0.43
3:3:94:ARG:NH2	3:3:97:PHE:CE2	2.82	0.43
5:A:78:VAL:O	5:A:82:HIS:CB	2.65	0.43
5:A:85:GLN:O	5:A:88:ILE:HG22	2.18	0.43
5:A:113:PRO:O	5:A:115:HIS:CD2	2.72	0.43
5:A:223:VAL:CG1	5:A:224:HIS:N	2.80	0.43
5:A:250:LEU:O	5:A:252:ARG:HG2	2.19	0.43

Continued on next page...

Continued from previous page...

Atom-1	Atom-2	Interatomic distance (Å)	Clash overlap (Å)
5:A:347:TYR:HE1	5:A:417:PHE:CZ	2.36	0.43
5:A:530:LEU:HB2	5:A:531:PRO:CD	2.43	0.43
5:A:541:VAL:O	5:A:544:ILE:HG22	2.17	0.43
5:A:679:PHE:CE2	5:A:683:HIS:CD2	3.03	0.43
6:B:317:ARG:HD3	6:B:410:ARG:HG2	2.00	0.43
6:B:431:PHE:CD2	20:B:832:CLA:HMA3	2.54	0.43
6:B:438:VAL:O	6:B:442:VAL:HG23	2.17	0.43
6:B:707:LEU:HD11	20:B:830:CLA:C9	2.49	0.43
22:B:846:BCR:C8	22:B:846:BCR:H311	2.48	0.43
7:C:64:SER:O	7:C:65:VAL:HB	2.19	0.43
11:G:48:ASP:N	11:G:49:THR:HG22	2.31	0.43
12:H:42:THR:O	12:H:45:ALA:N	2.52	0.43
14:J:32:PHE:HE2	14:J:33:PHE:CZ	2.36	0.43
17:N:47:THR:O	17:N:52:LEU:O	2.36	0.43
21:R:106:LMU:O2'	21:R:106:LMU:C4	2.67	0.43
5:A:87:SER:HA	5:A:90:PHE:HB2	1.99	0.43
5:A:685:VAL:CG1	5:A:741:GLY:HA2	2.44	0.43
6:B:81:PRO:HG2	6:B:360:PHE:CE1	2.52	0.43
21:B:804:LMU:H1B	21:B:804:LMU:O6'	2.18	0.43
8:D:48:ILE:HA	8:D:100:PHE:HB3	1.99	0.43
9:E:46:PHE:CD2	9:E:47:LYS:N	2.86	0.43
10:F:20:GLN:NE2	10:F:21:ALA:N	2.67	0.43
11:G:60:SER:C	11:G:62:ASP:N	2.71	0.43
16:L:136:TRP:O	16:L:140:THR:HG23	2.19	0.43
17:N:82:PHE:N	17:N:82:PHE:CD2	2.86	0.43
20:R:107:CLA:CED	20:R:107:CLA:C1A	2.96	0.43
19:Q:2:FRU:H62	19:Q:2:FRU:C1	2.48	0.43
21:1:217:LMU:H42	21:1:217:LMU:H11	1.67	0.43
2:2:64:ILE:HG22	2:2:65:PRO:HD3	2.01	0.43
21:3:320:LMU:H42	21:3:320:LMU:H72	1.48	0.43
20:4:303:CLA:H122	20:4:303:CLA:H161	1.41	0.43
20:4:304:CLA:H92	20:4:304:CLA:H61	1.88	0.43
5:A:57:LEU:O	5:A:61:ALA:HB2	2.18	0.43
5:A:147:SER:OG	20:A:826:CLA:HED2	2.19	0.43
5:A:185:HIS:O	5:A:186:TYR:C	2.57	0.43
5:A:287:LEU:N	5:A:295:TRP:HE1	2.16	0.43
5:A:462:ILE:O	5:A:466:THR:OG1	2.34	0.43
5:A:709:TRP:CE3	5:A:710:ALA:N	2.87	0.43
20:A:831:CLA:H111	20:A:831:CLA:H142	1.58	0.43
6:B:31:PHE:HB2	6:B:42:LEU:CD1	2.49	0.43
6:B:334:LEU:HD22	20:B:808:CLA:CHD	2.49	0.43

Continued on next page...

Continued from previous page...

Atom-1	Atom-2	Interatomic distance (Å)	Clash overlap (Å)
6:B:555:TYR:CE2	6:B:573:TRP:HA	2.54	0.43
20:B:810:CLA:H2	20:B:810:CLA:H71	2.00	0.43
20:B:814:CLA:C19	20:B:819:CLA:OBD	2.66	0.43
20:B:835:CLA:CBB	22:B:846:BCR:C28	2.95	0.43
21:E:101:LMU:C6'	21:E:101:LMU:O3'	2.67	0.43
11:G:28:ARG:NH2	11:G:28:ARG:CG	2.74	0.43
20:H:111:CLA:O1D	20:H:111:CLA:OBD	2.32	0.43
13:I:12:VAL:HG21	20:I:102:CLA:CBA	2.49	0.43
13:I:26:LEU:HD22	13:I:30:LYS:HA	2.01	0.43
20:J:101:CLA:CMA	20:J:101:CLA:H2	2.48	0.43
21:R:101:LMU:H1B	21:R:101:LMU:H3'	1.25	0.43
1:1:143:LEU:HD23	1:1:143:LEU:HA	1.89	0.43
21:1:217:LMU:H4'	21:G:103:LMU:C6'	2.49	0.43
2:2:54:TRP:CD1	20:2:310:CLA:O1D	2.72	0.43
2:2:100:VAL:HG22	2:2:101:PHE:H	1.84	0.43
21:2:320:LMU:H11	21:2:320:LMU:H42	1.85	0.43
4:4:53:LEU:O	4:4:54:GLY:C	2.57	0.43
5:A:24:ARG:O	5:A:25:ASP:C	2.55	0.43
5:A:58:HIS:HB3	20:A:804:CLA:HBC1	2.00	0.43
5:A:495:THR:O	5:A:495:THR:OG1	2.37	0.43
23:A:842:PQN:H251	20:B:806:CLA:HMC1	2.01	0.43
6:B:177:HIS:CD2	20:B:814:CLA:HMC2	2.54	0.43
6:B:486:LEU:O	6:B:487:ASN:HB3	2.19	0.43
6:B:556:SER:O	25:B:848:LMG:HC2	2.19	0.43
6:B:628:SER:O	6:B:629:SER:C	2.56	0.43
20:B:837:CLA:HBC3	20:B:837:CLA:CMC	2.40	0.43
8:D:80:LYS:HD3	8:D:112:LEU:HD21	2.01	0.43
9:E:32:ARG:NH2	9:E:53:VAL:HA	2.33	0.43
10:F:115:THR:O	10:F:116:GLN:CB	2.67	0.43
11:G:58:LEU:HB2	11:G:59:LYS:H	1.40	0.43
20:K:103:CLA:HMD2	21:K:105:LMU:H52	2.01	0.43
16:L:88:ALA:O	16:L:90:GLY:N	2.45	0.43
16:L:164:PRO:N	16:L:165:TYR:CD1	2.86	0.43
1:1:34:ALA:O	1:1:35:ASN:C	2.57	0.43
1:1:63:LEU:HD22	1:1:63:LEU:H	1.84	0.43
2:2:85:GLN:OE1	2:2:85:GLN:CA	2.61	0.43
5:A:348:GLU:O	5:A:350:LEU:N	2.51	0.43
5:A:397:THR:HB	5:A:613:ILE:HG13	1.98	0.43
5:A:447:ASN:ND2	6:B:678:LEU:HD21	2.34	0.43
5:A:450:CYS:HB3	20:B:803:CLA:HBA1	2.00	0.43
5:A:654:ARG:HG3	5:A:655:ASP:N	2.34	0.43

Continued on next page...

Continued from previous page...

Atom-1	Atom-2	Interatomic distance (Å)	Clash overlap (Å)
20:A:826:CLA:H18	20:A:850:CLA:H18	2.00	0.43
20:A:849:CLA:CAA	20:B:850:CLA:HBB2	2.45	0.43
6:B:42:LEU:O	6:B:43:TYR:C	2.57	0.43
6:B:60:TRP:HH2	20:B:829:CLA:CHB	2.32	0.43
6:B:288:GLY:O	6:B:289:LEU:CB	2.66	0.43
6:B:708:VAL:C	6:B:710:LEU:O	2.57	0.43
20:B:832:CLA:C4B	10:F:90:PHE:CE1	3.02	0.43
8:D:84:LEU:HD12	8:D:100:PHE:CZ	2.49	0.43
10:F:24:LYS:O	10:F:27:ALA:HB3	2.18	0.43
12:H:24:TYR:HB3	12:H:25:GLY:H	1.59	0.43
21:H:103:LMU:C6B	21:H:103:LMU:C2B	2.95	0.43
22:I:101:BCR:H371	22:I:101:BCR:H24C	1.57	0.43
20:L:208:CLA:H3A	20:L:208:CLA:HBA2	1.55	0.43
19:P:1:GLC:O2	19:P:2:FRU:C1	2.66	0.43
2:2:54:TRP:HZ2	2:2:109:ARG:CB	2.32	0.43
2:2:181:HIS:CE1	20:2:304:CLA:C4D	3.01	0.43
3:3:94:ARG:NH2	3:3:98:ILE:CD1	2.82	0.43
4:4:151:GLU:CA	4:4:154:ILE:HG23	2.40	0.43
20:4:301:CLA:HBD	20:4:301:CLA:HAA1	2.00	0.43
5:A:110:LEU:O	5:A:113:PRO:HD3	2.19	0.43
5:A:119:SER:CB	5:A:136:VAL:HG21	2.48	0.43
5:A:128:GLY:HA3	6:B:446:PHE:HD2	1.83	0.43
5:A:132:LEU:HD21	5:A:674:ALA:HB2	2.00	0.43
5:A:229:ILE:HG13	5:A:243:PRO:HB3	2.00	0.43
5:A:462:ILE:HG22	20:A:831:CLA:HMC3	2.01	0.43
5:A:588:GLY:HA3	6:B:668:ARG:CD	2.28	0.43
20:A:826:CLA:C18	22:J:102:BCR:H17C	2.46	0.43
20:A:831:CLA:H2A	20:A:831:CLA:O2D	2.18	0.43
21:B:849:LMU:H3'	21:B:849:LMU:H1B	1.47	0.43
7:C:44:ARG:NH2	8:D:127:ARG:NE	2.65	0.43
21:E:101:LMU:C6'	21:E:101:LMU:H3O2	2.32	0.43
17:N:39:SER:OG	17:N:40:CYS:N	2.52	0.43
21:R:106:LMU:O5B	21:R:106:LMU:C6'	2.57	0.43
1:1:34:ALA:HB3	1:1:137:PRO:HB3	2.01	0.42
2:2:70:LYS:O	2:2:71:LEU:C	2.57	0.42
2:2:73:ILE:O	2:2:73:ILE:HG22	2.19	0.42
3:3:132:TRP:CE3	3:3:155:GLU:HG2	2.26	0.42
3:3:192:LEU:C	3:3:194:ILE:H	2.23	0.42
20:3:315:CLA:H143	20:3:315:CLA:H162	1.85	0.42
4:4:101:VAL:O	4:4:104:ARG:CD	2.67	0.42
20:4:318:CLA:O2D	20:4:318:CLA:CAA	2.67	0.42

Continued on next page...

Continued from previous page...

Atom-1	Atom-2	Interatomic distance (Å)	Clash overlap (Å)
5:A:182:GLY:CA	20:A:811:CLA:HAC1	2.49	0.42
5:A:197:GLN:HE22	5:A:351:THR:CB	2.26	0.42
5:A:281:LEU:C	5:A:283:PHE:N	2.72	0.42
5:A:346:LEU:HD11	20:A:822:CLA:HHD	2.01	0.42
5:A:409:GLY:C	5:A:411:ALA:N	2.72	0.42
5:A:412:ALA:O	5:A:415:ALA:HB3	2.18	0.42
5:A:417:PHE:CD1	5:A:417:PHE:C	2.92	0.42
5:A:606:TYR:HB2	5:A:739:LEU:CD2	2.49	0.42
20:A:801:CLA:O1D	20:A:801:CLA:HBA2	2.19	0.42
6:B:86:PRO:C	6:B:115:ASN:HB3	2.40	0.42
6:B:127:ILE:HD13	6:B:193:HIS:CE1	2.53	0.42
6:B:290:MET:HG3	20:B:822:CLA:C2C	2.49	0.42
6:B:378:ILE:H	6:B:381:PHE:HD1	1.67	0.42
6:B:649:MET:HG2	22:B:847:BCR:H381	2.01	0.42
20:B:809:CLA:HBB	20:B:830:CLA:CBB	2.30	0.42
23:B:843:PQN:H161	22:B:847:BCR:H331	1.95	0.42
22:B:845:BCR:H15C	22:B:845:BCR:H351	1.85	0.42
20:H:111:CLA:CMA	20:H:111:CLA:O2A	2.61	0.42
14:J:13:VAL:CG1	14:J:15:SER:HB2	2.48	0.42
14:J:25:LEU:HA	14:J:28:GLU:HB2	2.01	0.42
16:L:126:GLN:O	16:L:127:PRO:O	2.37	0.42
22:L:211:BCR:H11C	22:L:211:BCR:H341	1.81	0.42
17:N:61:LEU:CD1	17:N:62:SER:N	2.80	0.42
2:2:56:MET:SD	2:2:169:LEU:HD23	2.59	0.42
2:2:196:HIS:HB3	2:2:197:LEU:H	1.54	0.42
20:2:307:CLA:HBD	20:2:307:CLA:HAA1	2.01	0.42
4:4:104:ARG:HD2	20:4:312:CLA:C3C	2.42	0.42
4:4:194:VAL:HG12	4:4:195:GLN:HB3	1.98	0.42
20:4:318:CLA:CBC	20:4:318:CLA:CMC	2.79	0.42
5:A:99:HIS:C	5:A:101:ALA:H	2.21	0.42
5:A:259:TYR:HB3	5:A:260:PRO:CD	2.38	0.42
5:A:361:ASN:ND2	20:A:805:CLA:CED	2.81	0.42
20:A:803:CLA:C1	20:A:838:CLA:H61	2.49	0.42
21:A:847:LMU:O1'	21:A:847:LMU:O6B	2.29	0.42
6:B:123:TRP:CZ3	20:B:814:CLA:C19	2.98	0.42
6:B:198:ALA:H	6:B:200:PRO:HG2	1.83	0.42
6:B:230:TRP:O	6:B:231:ASN:C	2.56	0.42
6:B:377:TYR:OH	6:B:717:TYR:HE1	2.02	0.42
6:B:387:PHE:O	6:B:391:PRO:CD	2.65	0.42
6:B:431:PHE:HD2	20:B:832:CLA:HMA3	1.83	0.42
6:B:439:HIS:NE2	6:B:443:MET:SD	2.92	0.42

Continued on next page...

Continued from previous page...

Atom-1	Atom-2	Interatomic distance (Å)	Clash overlap (Å)
6:B:503:GLU:O	6:B:507:SER:HB2	2.18	0.42
7:C:44:ARG:NH2	8:D:127:ARG:CB	2.71	0.42
21:G:103:LMU:H82	21:G:103:LMU:H112	1.80	0.42
16:L:66:GLY:HA2	16:L:69:VAL:HG22	2.01	0.42
21:1:218:LMU:C6B	21:1:218:LMU:C3'	2.89	0.42
2:2:103:GLY:HA2	20:2:310:CLA:HBB2	1.94	0.42
2:2:127:ASN:OD1	14:J:2:ARG:CG	2.67	0.42
2:2:168:ARG:HH21	2:2:171:MET:HG3	1.84	0.42
3:3:49:ILE:O	3:3:49:ILE:HG23	2.18	0.42
3:3:182:LYS:O	3:3:186:ASN:N	2.33	0.42
4:4:32:GLU:OE2	4:4:32:GLU:CA	2.68	0.42
4:4:99:HIS:ND1	4:4:103:ILE:HD13	2.34	0.42
4:4:169:GLN:NE2	4:4:169:GLN:CA	2.70	0.42
20:4:303:CLA:CAA	20:4:303:CLA:O2D	2.67	0.42
5:A:22:VAL:H	5:A:22:VAL:HG13	1.45	0.42
5:A:53:TRP:HA	5:A:56:ASN:CG	2.39	0.42
5:A:76:ARG:NH1	5:A:192:LYS:CG	2.77	0.42
5:A:127:VAL:HG21	20:A:809:CLA:CBB	2.49	0.42
5:A:210:LEU:CD1	20:A:813:CLA:CMB	2.94	0.42
5:A:210:LEU:HD11	20:A:813:CLA:H42	2.01	0.42
5:A:277:TYR:CD2	5:A:278:ALA:N	2.87	0.42
5:A:338:PHE:HB2	20:A:829:CLA:HBD	2.01	0.42
5:A:400:MET:O	5:A:609:ILE:HD12	2.19	0.42
5:A:472:ARG:O	5:A:474:GLN:CG	2.67	0.42
5:A:685:VAL:O	5:A:688:PHE:HB3	2.19	0.42
20:A:812:CLA:HBD	20:A:812:CLA:HAA1	1.99	0.42
22:A:845:BCR:H17C	20:A:850:CLA:C17	2.50	0.42
6:B:124:TRP:HZ2	6:B:135:LEU:HB2	1.83	0.42
6:B:301:ILE:O	6:B:301:ILE:CG2	2.67	0.42
6:B:550:LYS:O	6:B:550:LYS:HG2	2.18	0.42
6:B:704:GLN:O	6:B:707:LEU:HB3	2.19	0.42
10:F:30:LYS:O	10:F:31:LEU:CB	2.68	0.42
11:G:41:MET:O	11:G:42:SER:C	2.55	0.42
15:K:14:THR:HG23	15:K:15:THR:N	2.35	0.42
16:L:50:LEU:HG	16:L:51:LEU:CD2	2.49	0.42
16:L:107:PHE:HA	16:L:133:ALA:HB2	2.01	0.42
20:1:203:CLA:CBA	20:1:203:CLA:CBF	2.90	0.42
3:3:106:TYR:CB	3:3:107:TRP:HD1	2.31	0.42
4:4:194:VAL:CB	4:4:195:GLN:C	2.77	0.42
5:A:210:LEU:CD1	20:A:813:CLA:HBB	2.46	0.42
5:A:347:TYR:CE1	5:A:417:PHE:CZ	3.07	0.42

Continued on next page...

Continued from previous page...

Atom-1	Atom-2	Interatomic distance (Å)	Clash overlap (Å)
5:A:682:ALA:HA	5:A:685:VAL:HG12	2.01	0.42
5:A:688:PHE:HD1	20:A:851:CLA:CMB	2.33	0.42
20:A:804:CLA:C4A	20:A:811:CLA:H71	2.49	0.42
20:A:835:CLA:H71	20:A:835:CLA:H112	1.46	0.42
21:A:854:LMU:H91	21:A:854:LMU:H41	1.99	0.42
6:B:441:ASP:OD1	6:B:617:MET:HB3	2.19	0.42
6:B:674:LEU:O	6:B:678:LEU:HB2	2.19	0.42
20:B:834:CLA:CMC	20:B:837:CLA:H2	2.49	0.42
20:B:840:CLA:H171	16:L:94:ILE:HG12	2.00	0.42
7:C:58:CYS:HA	7:C:59:PRO:HD2	1.60	0.42
8:D:27:PRO:HG2	8:D:75:LEU:HD23	2.00	0.42
21:H:103:LMU:O2'	21:H:103:LMU:H21	2.18	0.42
21:H:104:LMU:O6'	21:H:104:LMU:C4	2.67	0.42
16:L:84:GLY:HA3	16:L:155:CYS:CB	2.50	0.42
16:L:99:LEU:HB3	16:L:140:THR:HG21	2.02	0.42
19:O:1:GLC:O2	19:O:2:FRU:H5	2.19	0.42
21:1:217:LMU:C4'	21:G:103:LMU:O6'	2.68	0.42
2:2:164:ILE:O	2:2:168:ARG:N	2.52	0.42
2:2:203:THR:HG22	2:2:204:ILE:N	2.35	0.42
3:3:66:MET:HE1	3:3:69:ALA:HB3	2.01	0.42
4:4:36:ASN:CB	4:4:39:TRP:CZ3	2.69	0.42
4:4:37:LEU:CA	4:4:39:TRP:CG	2.98	0.42
4:4:51:ALA:O	4:4:55:VAL:HG13	2.19	0.42
4:4:122:LYS:HE2	4:4:150:LYS:CG	2.49	0.42
20:4:301:CLA:H41	20:4:301:CLA:H62	1.84	0.42
5:A:361:ASN:OD1	20:A:805:CLA:OBD	2.38	0.42
5:A:430:ASP:HA	5:A:434:ARG:HH21	1.84	0.42
5:A:603:PHE:CZ	5:A:693:LEU:CD2	3.02	0.42
5:A:652:TRP:O	5:A:656:PHE:HB3	2.19	0.42
20:A:801:CLA:HAA1	20:A:801:CLA:CBD	2.49	0.42
20:A:815:CLA:HMC1	20:A:815:CLA:HBC3	2.01	0.42
21:A:847:LMU:H12	21:A:847:LMU:H41	1.79	0.42
21:A:848:LMU:C1	21:A:848:LMU:C5	2.96	0.42
6:B:471:THR:O	6:B:472:TYR:C	2.58	0.42
6:B:479:SER:C	6:B:481:THR:H	2.19	0.42
6:B:633:ASN:HD22	6:B:636:THR:HB	1.85	0.42
22:B:844:BCR:H11C	22:B:844:BCR:H341	1.77	0.42
7:C:12:ILE:O	7:C:38:GLN:HG2	2.18	0.42
7:C:25:VAL:HA	7:C:43:PRO:CD	2.50	0.42
7:C:34:CYS:SG	7:C:39:ILE:HD12	2.59	0.42
8:D:137:ILE:H	8:D:137:ILE:HG13	1.55	0.42

Continued on next page...

Continued from previous page...

Atom-1	Atom-2	Interatomic distance (Å)	Clash overlap (Å)
11:G:30:ASN:ND2	11:G:31:MET:O	2.52	0.42
12:H:32:TYR:HB3	12:H:33:ASN:H	1.62	0.42
12:H:47:PHE:HD2	16:L:141:GLY:CA	2.32	0.42
14:J:9:SER:HB2	14:J:10:VAL:H	1.67	0.42
20:K:102:CLA:C4	20:K:102:CLA:O2A	2.67	0.42
16:L:49:PRO:HG3	16:L:131:GLN:NE2	2.35	0.42
17:N:72:LYS:HG3	17:N:74:LYS:H	1.82	0.42
1:1:108:VAL:HG23	20:1:209:CLA:NA	2.35	0.42
2:2:198:ALA:O	2:2:199:ASP:CB	2.67	0.42
20:2:307:CLA:H3A	20:2:307:CLA:HBA2	1.68	0.42
3:3:158:TYR:C	3:3:160:GLY:N	2.70	0.42
5:A:76:ARG:NE	5:A:192:LYS:HA	2.34	0.42
5:A:163:GLN:C	5:A:165:TYR:N	2.72	0.42
5:A:363:ALA:O	5:A:367:SER:HB3	2.19	0.42
5:A:703:LEU:HD13	5:A:707:ILE:HD11	2.01	0.42
5:A:733:VAL:CG1	20:A:838:CLA:C3D	2.97	0.42
20:A:808:CLA:H142	22:J:102:BCR:H14C	1.99	0.42
20:A:817:CLA:HBA2	20:A:817:CLA:H3A	1.21	0.42
20:A:834:CLA:HBA2	20:A:834:CLA:CBD	2.44	0.42
6:B:225:LEU:HD22	6:B:230:TRP:CD1	2.54	0.42
6:B:365:PHE:HB3	6:B:602:TRP:CH2	2.54	0.42
6:B:460:ALA:O	6:B:461:GLN:C	2.57	0.42
6:B:592:PHE:CE2	20:B:850:CLA:H62	2.54	0.42
6:B:694:ARG:HH11	16:L:105:ALA:C	2.23	0.42
6:B:710:LEU:H	6:B:713:PHE:H	1.67	0.42
8:D:58:PHE:HE2	8:D:60:MET:HA	1.85	0.42
8:D:79:ARG:H	8:D:82:GLN:HE21	1.65	0.42
15:K:11:MET:O	15:K:15:THR:OG1	2.33	0.42
20:K:104:CLA:CHD	20:K:104:CLA:CBC	2.95	0.42
16:L:125:LYS:C	16:L:127:PRO:HD2	2.39	0.42
19:Q:2:FRU:C1	19:Q:2:FRU:C6	2.97	0.42
1:1:54:VAL:O	1:1:56:GLY:N	2.53	0.42
3:3:127:ARG:HG2	3:3:131:ASP:OD1	2.18	0.42
4:4:142:ASN:O	4:4:143:PHE:HB2	2.20	0.42
4:4:143:PHE:HB2	4:4:150:LYS:HE2	2.02	0.42
4:4:177:PRO:HB2	4:4:178:PHE:CD1	2.54	0.42
5:A:35:ALA:O	5:A:36:LYS:HB2	2.20	0.42
5:A:98:PHE:CD1	5:A:98:PHE:C	2.93	0.42
5:A:183:TRP:C	5:A:185:HIS:H	2.23	0.42
5:A:241:GLU:O	5:A:242:ILE:HG23	2.20	0.42
5:A:499:ALA:O	5:A:501:GLY:N	2.42	0.42

Continued on next page...

Continued from previous page...

Atom-1	Atom-2	Interatomic distance (Å)	Clash overlap (Å)
5:A:705:GLU:O	5:A:706:SER:C	2.58	0.42
20:A:806:CLA:C7	20:A:806:CLA:H2	2.49	0.42
20:A:814:CLA:CHC	22:A:843:BCR:C18	2.97	0.42
20:A:819:CLA:HMB2	20:A:825:CLA:H92	2.01	0.42
20:A:819:CLA:H102	22:A:844:BCR:C21	2.50	0.42
21:A:853:LMU:H1'	21:A:853:LMU:H6D	1.72	0.42
6:B:136:TYR:O	6:B:140:ILE:HD11	2.20	0.42
6:B:153:GLY:O	6:B:157:LEU:HB2	2.19	0.42
6:B:599:ILE:O	6:B:734:GLY:C	2.58	0.42
6:B:684:ARG:HD3	6:B:684:ARG:HA	1.80	0.42
6:B:685:THR:HA	6:B:686:PRO:HD3	1.92	0.42
6:B:705:ALA:CB	23:B:843:PQN:C8	2.97	0.42
20:B:809:CLA:H193	20:B:809:CLA:H161	1.79	0.42
20:B:814:CLA:H42	22:B:844:BCR:H10C	2.00	0.42
8:D:114:PRO:HB2	8:D:115:LYS:H	1.68	0.42
8:D:118:VAL:HG13	8:D:119:TYR:H	1.84	0.42
10:F:47:GLU:N	10:F:50:LYS:HB2	2.34	0.42
10:F:144:LEU:O	10:F:149:LEU:O	2.38	0.42
10:F:151:ASP:HA	10:F:154:PHE:CB	2.47	0.42
13:I:12:VAL:CG1	22:I:101:BCR:H271	2.49	0.42
16:L:43:TYR:O	16:L:44:ARG:CB	2.65	0.42
17:N:25:THR:HG22	17:N:26:GLY:N	2.35	0.42
17:N:39:SER:O	17:N:40:CYS:HB2	2.19	0.42
17:N:83:TRP:O	17:N:84:LYS:HG2	2.19	0.42
21:1:216:LMU:O6'	21:1:216:LMU:C1'	2.67	0.42
3:3:52:LYS:O	3:3:56:TYR:CB	2.68	0.42
4:4:36:ASN:C	4:4:39:TRP:CE3	2.93	0.42
4:4:69:ILE:C	4:4:71:ASN:N	2.70	0.42
5:A:199:VAL:O	5:A:201:SER:N	2.53	0.42
5:A:270:PHE:CZ	20:A:839:CLA:O2A	2.73	0.42
5:A:441:ALA:HA	5:A:444:SER:HB3	2.02	0.42
5:A:535:GLY:O	5:A:539:PHE:HB2	2.20	0.42
5:A:684:PHE:HD2	5:A:685:VAL:CA	2.32	0.42
20:A:807:CLA:HAA2	20:A:809:CLA:O2D	2.20	0.42
20:A:826:CLA:C7	22:A:845:BCR:H371	2.47	0.42
20:A:849:CLA:H111	20:A:849:CLA:H71	1.75	0.42
20:A:850:CLA:H11	6:B:616:LEU:CB	2.50	0.42
6:B:25:ILE:O	6:B:26:ALA:HB2	2.20	0.42
6:B:273:VAL:O	6:B:277:HIS:CD2	2.66	0.42
6:B:339:ALA:O	6:B:340:SER:CB	2.68	0.42
6:B:470:THR:H	6:B:501:ILE:HG23	1.84	0.42

Continued on next page...

Continued from previous page...

Atom-1	Atom-2	Interatomic distance (Å)	Clash overlap (Å)
6:B:589:TRP:CD1	20:B:850:CLA:H152	2.54	0.42
6:B:596:TRP:CZ3	6:B:613:SER:HB3	2.55	0.42
6:B:639:VAL:HG22	6:B:640:CYS:N	2.35	0.42
20:B:808:CLA:H102	20:B:808:CLA:H62	1.59	0.42
20:B:815:CLA:H3A	20:B:815:CLA:HBA2	1.57	0.42
20:B:837:CLA:H71	20:B:837:CLA:H112	1.78	0.42
10:F:131:PHE:O	10:F:132:ARG:C	2.58	0.42
11:G:27:GLN:HG2	20:G:105:CLA:C4D	2.49	0.42
11:G:88:THR:HG23	11:G:91:ASN:O	2.19	0.42
12:H:37:SER:C	12:H:39:PHE:N	2.73	0.42
12:H:42:THR:HG22	12:H:45:ALA:CB	2.46	0.42
12:H:63:SER:O	12:H:67:TYR:HB3	2.19	0.42
15:K:52:PRO:O	15:K:56:THR:HG22	2.19	0.42
19:P:2:FRU:C1	19:P:2:FRU:H62	2.50	0.42
2:2:102:ILE:CG1	20:2:311:CLA:HMD2	2.43	0.42
20:2:312:CLA:H111	20:2:312:CLA:H152	1.14	0.42
3:3:114:PHE:HE1	20:3:308:CLA:C3D	2.33	0.42
21:4:319:LMU:H102	21:4:319:LMU:H71	1.38	0.42
21:4:321:LMU:O6'	21:4:321:LMU:H1'	2.19	0.42
5:A:90:PHE:HB3	5:A:175:ALA:HB2	2.02	0.42
5:A:242:ILE:HG12	5:A:243:PRO:HG3	2.01	0.42
5:A:390:ALA:CB	5:A:754:ILE:HD13	2.50	0.42
5:A:409:GLY:C	5:A:411:ALA:H	2.23	0.42
5:A:539:PHE:C	5:A:539:PHE:CD2	2.93	0.42
20:A:838:CLA:HBA2	20:A:838:CLA:H3A	1.60	0.42
6:B:67:HIS:CD2	6:B:71:GLN:HE22	2.37	0.42
6:B:255:LEU:HD12	20:B:817:CLA:O2D	2.20	0.42
6:B:493:TRP:CH2	20:B:835:CLA:HMA2	2.55	0.42
6:B:503:GLU:HB3	6:B:507:SER:CA	2.50	0.42
6:B:605:ASN:C	6:B:605:ASN:HD22	2.23	0.42
6:B:607:SER:HA	6:B:610:ASN:HD22	1.85	0.42
6:B:720:THR:O	6:B:724:PHE:N	2.48	0.42
20:B:809:CLA:HBA1	20:B:809:CLA:H3A	1.78	0.42
20:B:810:CLA:H13	20:B:828:CLA:C12	2.49	0.42
20:B:824:CLA:O1D	20:B:824:CLA:OBD	2.37	0.42
20:B:838:CLA:H41	22:F:204:BCR:H323	2.02	0.42
7:C:31:TRP:HD1	7:C:32:GLY:N	2.18	0.42
10:F:41:ALA:O	10:F:44:ALA:O	2.38	0.42
10:F:73:VAL:HG21	10:F:83:PHE:HB2	2.01	0.42
10:F:123:VAL:HG13	14:J:7:TYR:N	2.34	0.42
11:G:35:VAL:HG13	11:G:38:GLN:HB2	2.02	0.42

Continued on next page...

Continued from previous page...

Atom-1	Atom-2	Interatomic distance (Å)	Clash overlap (Å)
11:G:42:SER:CB	11:G:46:ALA:HB2	2.46	0.42
12:H:73:PRO:CD	19:Z:2:FRU:O6	2.68	0.42
21:H:106:LMU:H62	21:H:106:LMU:C11	2.49	0.42
15:K:74:ILE:CG2	15:K:75:VAL:HG22	2.41	0.42
21:K:107:LMU:H71	21:K:107:LMU:H11	2.01	0.42
1:1:54:VAL:C	1:1:56:GLY:H	2.23	0.42
1:1:135:LYS:HB3	1:1:136:ASP:H	1.54	0.42
2:2:72:GLY:C	2:2:74:LEU:N	2.69	0.42
4:4:36:ASN:O	4:4:39:TRP:CD2	2.73	0.42
4:4:123:GLN:HG2	4:4:124:TYR:H	1.84	0.42
4:4:127:PRO:HB2	4:4:143:PHE:HE1	1.83	0.42
4:4:179:ASP:N	4:4:184:HIS:HD2	2.17	0.42
5:A:76:ARG:C	5:A:186:TYR:HD2	2.23	0.42
5:A:131:ILE:HG21	6:B:446:PHE:HD1	1.84	0.42
5:A:185:HIS:O	5:A:188:LYS:HG3	2.20	0.42
5:A:502:THR:H	5:A:504:ALA:HB3	1.84	0.42
5:A:553:VAL:O	5:A:557:LEU:CB	2.67	0.42
20:A:808:CLA:H111	22:J:102:BCR:C10	2.50	0.42
20:A:832:CLA:HBA2	20:A:832:CLA:H3A	1.56	0.42
6:B:255:LEU:N	6:B:255:LEU:HD23	2.34	0.42
6:B:291:TYR:HE1	20:B:820:CLA:CED	2.32	0.42
6:B:304:ILE:HG22	20:B:823:CLA:O1D	2.20	0.42
6:B:352:MET:SD	20:B:829:CLA:OBD	2.78	0.42
6:B:476:ILE:HA	6:B:477:PRO:HD2	1.83	0.42
6:B:509:PHE:N	6:B:509:PHE:HD2	2.18	0.42
6:B:681:ALA:O	6:B:683:GLU:N	2.53	0.42
6:B:693:TRP:CZ2	6:B:697:PRO:HG3	2.54	0.42
20:B:839:CLA:O1D	20:B:839:CLA:C1A	2.62	0.42
8:D:120:PRO:O	8:D:121:GLU:HB3	2.19	0.42
20:K:103:CLA:O1A	20:K:103:CLA:C3A	2.68	0.42
16:L:58:LEU:HA	16:L:146:GLY:O	2.20	0.42
17:N:62:SER:O	17:N:66:ASP:CG	2.59	0.42
20:R:108:CLA:H141	20:R:108:CLA:H161	1.88	0.42
21:1:218:LMU:H31	21:1:218:LMU:H61	1.72	0.41
2:2:102:ILE:HG22	20:2:310:CLA:CBB	2.50	0.41
2:2:162:LYS:CE	20:2:305:CLA:OBD	2.68	0.41
2:2:178:TRP:CD1	2:2:178:TRP:N	2.88	0.41
2:2:183:TYR:O	2:2:184:THR:C	2.58	0.41
20:2:310:CLA:HHD	20:2:310:CLA:HAC1	1.87	0.41
4:4:70:ILE:O	4:4:73:PRO:CD	2.66	0.41
4:4:118:ASP:CA	4:4:122:LYS:HA	2.49	0.41

Continued on next page...

Continued from previous page...

Atom-1	Atom-2	Interatomic distance (Å)	Clash overlap (Å)
5:A:123:VAL:O	20:A:809:CLA:O1D	2.38	0.41
5:A:358:LEU:HD11	5:A:413:HIS:CD2	2.54	0.41
5:A:364:MET:CE	20:A:825:CLA:H2	2.49	0.41
5:A:372:VAL:HG22	20:A:818:CLA:H43	2.02	0.41
5:A:582:ASP:OD1	5:A:586:ARG:NH1	2.24	0.41
20:A:805:CLA:C4B	20:A:828:CLA:HMB2	2.50	0.41
20:A:832:CLA:C3D	20:A:833:CLA:CAC	2.97	0.41
6:B:70:TRP:HD1	6:B:70:TRP:H	1.66	0.41
6:B:160:LYS:HG3	6:B:161:TRP:N	2.30	0.41
6:B:606:VAL:C	6:B:608:GLN:N	2.72	0.41
20:B:808:CLA:H62	20:B:808:CLA:H2	1.86	0.41
20:B:824:CLA:HHD	20:B:824:CLA:HAC2	1.83	0.41
20:B:841:CLA:C2	23:B:843:PQN:H251	2.50	0.41
8:D:49:THR:C	8:D:50:TRP:HD1	2.23	0.41
8:D:101:TYR:CE1	8:D:114:PRO:HD3	2.55	0.41
11:G:16:LEU:HD12	11:G:17:PHE:CZ	2.55	0.41
11:G:43:HIS:ND1	11:G:43:HIS:N	2.68	0.41
12:H:34:SER:OG	12:H:36:GLN:NE2	2.53	0.41
13:I:24:LEU:HD23	22:L:211:BCR:H23C	2.01	0.41
22:I:103:BCR:C39	22:L:211:BCR:C40	2.97	0.41
16:L:65:VAL:H	16:L:67:PRO:HD2	1.85	0.41
2:2:77:PRO:O	17:N:3:ILE:CD1	2.68	0.41
3:3:111:TYR:HB2	3:3:112:THR:CG2	2.51	0.41
3:3:206:VAL:HB	3:3:207:GLY:H	1.69	0.41
3:3:207:GLY:O	3:3:208:PRO:C	2.58	0.41
4:4:121:PHE:CD1	4:4:143:PHE:HE2	2.32	0.41
5:A:251:ASN:C	5:A:253:ASP:N	2.65	0.41
5:A:306:ILE:O	5:A:309:LEU:N	2.52	0.41
5:A:313:ALA:C	5:A:315:HIS:H	2.24	0.41
5:A:341:GLN:O	5:A:344:LYS:HB2	2.19	0.41
20:A:828:CLA:HAA1	20:A:828:CLA:HBD	2.03	0.41
20:A:829:CLA:H2A	16:L:25:THR:HG21	2.02	0.41
20:A:830:CLA:C15	22:L:211:BCR:C36	2.98	0.41
20:A:849:CLA:H122	20:A:849:CLA:H162	1.58	0.41
6:B:222:LEU:HD21	6:B:226:LEU:HD12	2.01	0.41
6:B:233:TYR:HD1	6:B:254:ILE:HG13	1.85	0.41
6:B:247:THR:O	6:B:248:GLN:C	2.58	0.41
6:B:292:ARG:NH1	6:B:293:THR:H	2.18	0.41
6:B:580:VAL:HG13	6:B:710:LEU:HD21	2.01	0.41
6:B:606:VAL:C	6:B:608:GLN:H	2.24	0.41
6:B:646:TRP:CH2	6:B:726:ILE:HD13	2.55	0.41

Continued on next page...

Continued from previous page...

Atom-1	Atom-2	Interatomic distance (Å)	Clash overlap (Å)
6:B:660:GLY:O	6:B:663:PHE:O	2.39	0.41
10:F:130:LEU:CD1	10:F:131:PHE:HD1	2.33	0.41
11:G:14:LEU:O	11:G:14:LEU:HG	2.19	0.41
12:H:70:ALA:O	12:H:71:ASN:CB	2.68	0.41
14:J:21:SER:O	14:J:22:LEU:C	2.58	0.41
16:L:30:SER:C	16:L:32:LEU:H	2.22	0.41
16:L:96:SER:OG	16:L:143:PHE:CD2	2.73	0.41
16:L:126:GLN:N	16:L:127:PRO:CD	2.82	0.41
17:N:72:LYS:CE	17:N:74:LYS:HE3	2.38	0.41
1:1:179:THR:OG1	4:4:87:SER:CB	2.69	0.41
2:2:112:ASP:C	2:2:114:LEU:N	2.72	0.41
20:2:302:CLA:O1A	20:2:302:CLA:C2	2.67	0.41
4:4:53:LEU:O	4:4:56:ALA:N	2.53	0.41
4:4:75:TRP:CE3	4:4:76:TYR:HB3	2.55	0.41
4:4:163:PHE:O	4:4:166:PHE:CB	2.66	0.41
5:A:40:PHE:N	5:A:44:ILE:HG21	2.35	0.41
5:A:145:ILE:HG23	20:A:808:CLA:OBD	2.20	0.41
5:A:372:VAL:HG22	20:A:818:CLA:H41	2.00	0.41
5:A:374:GLN:C	5:A:376:MET:N	2.73	0.41
5:A:553:VAL:H	5:A:556:LEU:CD1	2.31	0.41
5:A:586:ARG:CG	7:C:49:VAL:HG21	2.38	0.41
5:A:650:ASN:O	5:A:653:LEU:HD13	2.19	0.41
5:A:677:LEU:HD11	6:B:442:VAL:HG13	2.02	0.41
20:A:818:CLA:CBB	20:A:818:CLA:C8	2.93	0.41
6:B:199:ILE:N	6:B:200:PRO:HD2	2.35	0.41
6:B:260:GLY:H	6:B:269:TRP:HE1	1.68	0.41
6:B:309:ILE:HA	6:B:310:PRO:HD3	1.77	0.41
6:B:407:VAL:HG23	20:B:831:CLA:CMD	2.49	0.41
6:B:456:GLU:HA	6:B:514:PRO:HD3	2.03	0.41
6:B:569:ASP:OD2	6:B:569:ASP:N	2.54	0.41
20:B:822:CLA:HBC3	22:G:104:BCR:HC7	2.03	0.41
20:B:824:CLA:C2A	20:B:824:CLA:CGD	2.98	0.41
20:B:839:CLA:HBC2	20:B:839:CLA:CMC	2.42	0.41
7:C:31:TRP:CD1	7:C:31:TRP:C	2.93	0.41
8:D:30:ALA:HA	16:L:13:PRO:HG3	2.01	0.41
9:E:90:VAL:O	9:E:91:ALA:C	2.58	0.41
10:F:62:LEU:CD2	10:F:72:ILE:HD13	2.50	0.41
20:F:201:CLA:CHD	20:F:201:CLA:HBC2	2.44	0.41
12:H:23:VAL:O	12:H:24:TYR:C	2.59	0.41
12:H:30:SER:O	12:H:31:PRO:O	2.37	0.41
14:J:21:SER:O	14:J:23:ALA:N	2.52	0.41

Continued on next page...

Continued from previous page...

Atom-1	Atom-2	Interatomic distance (Å)	Clash overlap (Å)
21:K:106:LMU:H4'	21:K:106:LMU:H2B	1.70	0.41
16:L:12:GLN:HA	16:L:13:PRO:HD3	1.85	0.41
17:N:9:LYS:HB3	17:N:9:LYS:HE2	1.78	0.41
17:N:60:PHE:HA	17:N:61:LEU:O	2.20	0.41
17:N:82:PHE:HD2	17:N:82:PHE:N	2.17	0.41
18:R:26:UNK:C	18:R:28:UNK:N	2.81	0.41
20:2:303:CLA:O1D	20:2:303:CLA:C2A	2.63	0.41
3:3:56:TYR:CD1	3:3:185:LYS:NZ	2.84	0.41
20:3:315:CLA:H18	20:3:315:CLA:H151	1.36	0.41
4:4:61:PRO:HA	4:4:65:THR:O	2.20	0.41
4:4:128:ALA:C	4:4:130:GLU:N	2.72	0.41
4:4:193:ILE:HG22	4:4:195:GLN:O	2.20	0.41
21:4:320:LMU:H72	21:4:320:LMU:H101	1.69	0.41
5:A:98:PHE:HD1	5:A:99:HIS:CD2	2.37	0.41
5:A:183:TRP:O	5:A:185:HIS:N	2.54	0.41
5:A:254:LEU:C	5:A:256:ALA:N	2.73	0.41
5:A:374:GLN:C	5:A:376:MET:H	2.24	0.41
5:A:672:LEU:H	5:A:672:LEU:CD2	2.32	0.41
6:B:262:HIS:HA	6:B:263:PRO:HD2	1.93	0.41
6:B:290:MET:HA	20:B:822:CLA:C3C	2.49	0.41
6:B:293:THR:O	6:B:295:PHE:CD2	2.73	0.41
6:B:431:PHE:HE2	20:B:832:CLA:HED3	1.85	0.41
6:B:564:ARG:NE	7:C:64:SER:OG	2.52	0.41
9:E:62:ARG:O	9:E:83:ALA:CB	2.69	0.41
10:F:29:LEU:HB3	10:F:30:LYS:H	1.74	0.41
10:F:123:VAL:CG1	14:J:7:TYR:HB2	2.50	0.41
11:G:34:GLN:O	11:G:36:PRO:N	2.53	0.41
15:K:24:PHE:CB	15:K:52:PRO:HG2	2.46	0.41
21:K:105:LMU:H42	21:K:105:LMU:H102	2.01	0.41
21:K:106:LMU:H1B	21:K:106:LMU:H4B	1.67	0.41
16:L:10:VAL:HG13	16:L:12:GLN:HE22	1.85	0.41
16:L:50:LEU:HD23	16:L:51:LEU:H	1.85	0.41
20:L:202:CLA:O1D	20:L:202:CLA:OBD	2.35	0.41
17:N:63:ASP:N	17:N:64:ASP:CA	2.76	0.41
19:X:1:GLC:O5	19:X:2:FRU:C5	2.68	0.41
1:1:58:LEU:O	1:1:60:PRO:HD3	2.21	0.41
3:3:94:ARG:NH2	3:3:98:ILE:HD13	2.36	0.41
4:4:105:ARG:O	4:4:108:ASP:HB3	2.20	0.41
5:A:53:TRP:CA	5:A:56:ASN:HB2	2.44	0.41
5:A:97:TYR:HA	5:A:153:TRP:CZ2	2.55	0.41
5:A:366:GLY:O	5:A:403:GLY:HA2	2.19	0.41

Continued on next page...

Continued from previous page...

Atom-1	Atom-2	Interatomic distance (Å)	Clash overlap (Å)
5:A:382:TYR:HE2	20:A:827:CLA:HED3	1.84	0.41
5:A:560:VAL:O	5:A:563:ALA:HB2	2.21	0.41
5:A:639:ALA:O	5:A:641:ASN:N	2.54	0.41
5:A:749:PHE:CD2	20:A:849:CLA:HMD1	2.55	0.41
20:A:818:CLA:CBB	20:A:818:CLA:C7	2.97	0.41
20:A:826:CLA:H71	22:A:845:BCR:C37	2.48	0.41
20:A:829:CLA:HMB2	20:L:201:CLA:C3D	2.51	0.41
20:A:830:CLA:C2D	20:A:831:CLA:H121	2.51	0.41
6:B:289:LEU:HD21	20:B:821:CLA:NA	2.35	0.41
6:B:317:ARG:HH12	6:B:407:VAL:N	2.18	0.41
6:B:350:GLN:CD	20:B:837:CLA:HBB2	2.41	0.41
6:B:694:ARG:NH1	16:L:105:ALA:O	2.50	0.41
20:B:809:CLA:HED1	20:B:830:CLA:H52	2.01	0.41
20:B:834:CLA:NC	20:B:835:CLA:HBB2	2.34	0.41
20:B:834:CLA:C4C	20:B:835:CLA:CBB	2.98	0.41
8:D:28:ILE:O	8:D:66:ALA:CB	2.69	0.41
9:E:55:VAL:CG2	9:E:65:VAL:HB	2.44	0.41
10:F:104:TYR:O	10:F:104:TYR:HD2	2.01	0.41
11:G:60:SER:O	11:G:62:ASP:N	2.53	0.41
18:R:8:UNK:CB	20:R:107:CLA:HED1	2.51	0.41
21:R:109:LMU:H71	21:R:109:LMU:H102	1.55	0.41
2:2:179:PHE:O	2:2:183:TYR:CD2	2.73	0.41
3:3:112:THR:C	3:3:114:PHE:N	2.69	0.41
3:3:153:SER:C	3:3:161:GLY:HA2	2.40	0.41
3:3:158:TYR:CB	3:3:159:PRO:CD	2.82	0.41
4:4:30:LEU:O	4:4:32:GLU:OE1	2.38	0.41
4:4:83:TYR:HB3	4:4:84:PHE:H	1.53	0.41
4:4:119:PRO:O	4:4:121:PHE:N	2.54	0.41
5:A:25:ASP:HA	5:A:27:ILE:H	1.85	0.41
5:A:82:HIS:O	5:A:84:GLY:N	2.54	0.41
5:A:155:ALA:O	5:A:156:SER:C	2.59	0.41
5:A:453:LEU:CB	5:A:547:PHE:HB2	2.35	0.41
5:A:702:GLU:HA	6:B:545:LYS:HE2	2.02	0.41
20:A:818:CLA:H93	20:A:818:CLA:H62	1.30	0.41
20:A:831:CLA:H18	20:L:209:CLA:CMB	2.43	0.41
6:B:462:TRP:HZ3	20:B:834:CLA:HBC1	1.86	0.41
6:B:471:THR:HB	6:B:472:TYR:CE1	2.56	0.41
6:B:510:LEU:HG	6:B:597:LYS:NZ	2.36	0.41
6:B:668:ARG:HH12	6:B:672:GLN:HG2	1.85	0.41
20:B:807:CLA:HBC2	20:B:807:CLA:HMC1	2.03	0.41
20:B:820:CLA:C3	20:B:825:CLA:H92	2.51	0.41

Continued on next page...

Continued from previous page...

Atom-1	Atom-2	Interatomic distance (Å)	Clash overlap (Å)
10:F:44:ALA:O	10:F:46:MET:N	2.53	0.41
12:H:40:PHE:O	12:H:41:GLU:C	2.59	0.41
15:K:38:LEU:CG	15:K:39:LYS:CD	2.78	0.41
16:L:14:LEU:CA	16:L:24:GLU:HG3	2.40	0.41
16:L:160:VAL:O	16:L:160:VAL:CG2	2.66	0.41
20:L:209:CLA:HAC2	22:L:211:BCR:HC42	2.02	0.41
2:2:70:LYS:HB3	2:2:70:LYS:HE3	1.62	0.41
2:2:171:MET:SD	2:2:172:LEU:HA	2.60	0.41
20:3:315:CLA:H92	20:3:315:CLA:H142	2.03	0.41
21:3:320:LMU:H1B	21:3:320:LMU:H3'	1.30	0.41
4:4:38:ARG:O	4:4:39:TRP:O	2.39	0.41
4:4:152:LYS:HA	4:4:152:LYS:HD2	1.73	0.41
5:A:249:ILE:CG1	5:A:250:LEU:N	2.55	0.41
5:A:298:ASP:O	5:A:301:HIS:N	2.54	0.41
5:A:532:ILE:N	5:A:533:PRO:HD3	2.34	0.41
5:A:581:CYS:HB2	5:A:590:CYS:C	2.40	0.41
20:A:807:CLA:HMB2	22:J:102:BCR:H342	2.01	0.41
20:A:808:CLA:H3A	20:A:808:CLA:HBA2	1.39	0.41
20:A:816:CLA:HHD	20:A:816:CLA:HAC2	1.93	0.41
20:A:837:CLA:NC	20:B:806:CLA:HBC2	2.35	0.41
6:B:189:ALA:HA	20:B:816:CLA:HBB1	2.03	0.41
6:B:353:TYR:CB	6:B:594:TRP:CH2	3.03	0.41
6:B:434:LEU:O	6:B:438:VAL:HG13	2.21	0.41
6:B:645:VAL:HG11	20:B:810:CLA:HMC1	2.02	0.41
20:B:806:CLA:H52	20:B:806:CLA:C1C	2.51	0.41
20:B:806:CLA:H201	10:F:104:TYR:CD1	2.56	0.41
20:B:829:CLA:H62	22:B:845:BCR:HC7	2.02	0.41
23:B:843:PQN:H2M1	23:B:843:PQN:H111	1.80	0.41
7:C:29:ILE:HG23	8:D:126:GLY:CA	2.44	0.41
7:C:77:MET:C	7:C:79:LEU:H	2.19	0.41
8:D:53:PRO:HB2	8:D:54:LYS:H	1.66	0.41
8:D:102:ARG:CZ	8:D:110:GLN:HB2	2.51	0.41
10:F:21:ALA:O	10:F:23:LYS:N	2.54	0.41
10:F:44:ALA:HA	10:F:47:GLU:HB3	2.03	0.41
10:F:104:TYR:OH	10:F:122:ASP:N	2.42	0.41
20:H:102:CLA:HBD	20:H:102:CLA:HAA2	2.02	0.41
21:K:107:LMU:C7	21:K:107:LMU:C2	2.92	0.41
16:L:163:LEU:HD13	16:L:164:PRO:N	2.28	0.41
20:L:203:CLA:H91	22:L:211:BCR:H10C	2.03	0.41
3:3:120:LEU:O	3:3:123:PHE:HB3	2.21	0.41
4:4:163:PHE:O	4:4:164:LEU:C	2.58	0.41

Continued on next page...

Continued from previous page...

Atom-1	Atom-2	Interatomic distance (Å)	Clash overlap (Å)
5:A:131:ILE:HG21	6:B:446:PHE:CD1	2.55	0.41
5:A:236:GLY:O	5:A:237:VAL:HG22	2.20	0.41
5:A:538:ASP:O	5:A:542:HIS:CD2	2.73	0.41
5:A:586:ARG:HB2	5:A:589:THR:OG1	2.21	0.41
5:A:747:TRP:HB2	20:A:826:CLA:CBB	2.51	0.41
20:A:812:CLA:O1D	20:A:813:CLA:HMC1	2.21	0.41
20:A:827:CLA:HMD2	20:A:827:CLA:H52	2.02	0.41
6:B:5:ILE:HG13	6:B:20:ARG:HH21	1.85	0.41
6:B:414:HIS:CD2	6:B:414:HIS:O	2.74	0.41
6:B:549:ASP:OD1	7:C:63:LEU:HD22	2.21	0.41
6:B:557:PHE:N	6:B:558:PRO:HD3	2.34	0.41
21:D:201:LMU:C1	21:D:201:LMU:H52	2.48	0.41
9:E:60:LYS:HG3	9:E:61:THR:OG1	2.21	0.41
10:F:90:PHE:N	22:F:203:BCR:H391	2.36	0.41
21:G:102:LMU:H4B	21:G:102:LMU:H1B	1.53	0.41
22:J:102:BCR:H341	22:J:102:BCR:H11C	1.80	0.41
20:K:103:CLA:CMD	21:K:105:LMU:H52	2.51	0.41
17:N:79:SER:OG	17:N:80:ASN:N	2.53	0.41
2:2:37:ASP:HA	2:2:38:PRO:HD3	1.81	0.41
2:2:102:ILE:CG2	2:2:106:GLU:HG3	2.50	0.41
2:2:128:ASN:CA	2:2:130:LEU:H	2.29	0.41
2:2:191:ASN:HB2	19:O:1:GLC:C6	2.51	0.41
2:2:206:ALA:O	2:2:207:ALA:HB3	2.21	0.41
20:2:315:CLA:HHD	20:2:315:CLA:CBC	2.47	0.41
3:3:47:GLY:O	3:3:48:PHE:CD2	2.74	0.41
3:3:49:ILE:CA	3:3:51:PRO:HD2	2.51	0.41
3:3:94:ARG:HD2	3:3:94:ARG:HA	1.76	0.41
3:3:189:LEU:C	3:3:191:MET:N	2.74	0.41
3:3:205:GLY:CA	5:A:252:ARG:NH1	2.67	0.41
20:3:307:CLA:HMC1	20:3:307:CLA:CBC	2.22	0.41
4:4:37:LEU:O	4:4:38:ARG:C	2.59	0.41
4:4:40:PHE:CA	4:4:43:ALA:CB	2.97	0.41
4:4:58:MET:SD	4:4:59:LEU:N	2.94	0.41
4:4:94:GLU:O	4:4:97:LEU:HB3	2.20	0.41
4:4:107:GLN:HA	20:4:301:CLA:C3A	2.50	0.41
4:4:128:ALA:CA	4:4:143:PHE:HZ	2.31	0.41
4:4:149:ALA:HB1	4:4:150:LYS:HE3	2.03	0.41
4:4:154:ILE:CG1	4:4:155:ALA:N	2.62	0.41
5:A:40:PHE:CD1	5:A:40:PHE:O	2.74	0.41
5:A:55:TRP:CD2	5:A:729:GLN:NE2	2.89	0.41
5:A:405:PHE:O	20:A:828:CLA:HMC1	2.21	0.41

Continued on next page...

Continued from previous page...

Atom-1	Atom-2	Interatomic distance (Å)	Clash overlap (Å)
5:A:420:ARG:CZ	5:A:420:ARG:HB3	2.51	0.41
5:A:458:PHE:CD1	5:A:458:PHE:C	2.94	0.41
5:A:553:VAL:O	5:A:557:LEU:N	2.37	0.41
5:A:628:ILE:HG13	5:A:632:GLY:CA	2.48	0.41
5:A:656:PHE:HB3	5:A:657:LEU:H	1.71	0.41
5:A:668:TYR:CD1	6:B:445:ALA:HB2	2.55	0.41
5:A:685:VAL:CG1	5:A:741:GLY:CA	2.99	0.41
20:A:815:CLA:HAA1	20:A:815:CLA:HED2	2.03	0.41
20:A:819:CLA:HBA1	20:A:823:CLA:HBB2	2.00	0.41
20:A:831:CLA:H161	20:A:831:CLA:H202	1.80	0.41
20:A:835:CLA:H192	20:L:201:CLA:CBB	2.51	0.41
20:A:840:CLA:HBA1	20:A:840:CLA:H3A	1.13	0.41
21:A:852:LMU:O2B	21:A:852:LMU:C3'	2.56	0.41
6:B:96:PHE:HZ	6:B:104:PHE:CE2	2.39	0.41
6:B:104:PHE:CZ	6:B:645:VAL:HG22	2.55	0.41
6:B:145:LEU:HD22	6:B:148:ILE:HD12	2.02	0.41
6:B:278:LEU:O	6:B:279:ALA:C	2.59	0.41
6:B:398:TYR:C	8:D:143:PRO:HG2	2.37	0.41
6:B:529:THR:O	6:B:533:ILE:CG2	2.68	0.41
6:B:534:LEU:HD21	6:B:579:ALA:CB	2.51	0.41
6:B:535:VAL:CG1	6:B:536:LYS:N	2.84	0.41
6:B:583:MET:HE2	6:B:583:MET:O	2.20	0.41
6:B:598:HIS:HB3	6:B:602:TRP:CH2	2.56	0.41
6:B:600:THR:O	6:B:605:ASN:O	2.38	0.41
6:B:726:ILE:C	6:B:728:SER:H	2.23	0.41
20:B:802:CLA:CAD	20:B:850:CLA:HMB3	2.50	0.41
20:B:809:CLA:CBC	20:B:828:CLA:CMD	2.99	0.41
20:B:812:CLA:HBC2	20:B:812:CLA:HMC1	2.02	0.41
20:B:820:CLA:HBA1	20:B:820:CLA:CHA	2.51	0.41
20:B:832:CLA:H71	22:F:204:BCR:H402	2.03	0.41
20:B:835:CLA:HMB1	22:B:846:BCR:C30	2.42	0.41
23:B:843:PQN:H161	23:B:843:PQN:H141	1.60	0.41
7:C:65:VAL:HG12	7:C:66:ARG:H	1.85	0.41
7:C:75:ARG:HH22	8:D:110:GLN:CD	2.24	0.41
12:H:77:LEU:HB3	12:H:78:PRO:HD2	2.03	0.41
16:L:21:GLY:C	16:L:23:LEU:H	2.24	0.41
16:L:64:LEU:CD2	16:L:91:LEU:HD22	2.51	0.41
16:L:90:GLY:O	16:L:94:ILE:N	2.49	0.41
16:L:160:VAL:O	16:L:161:LEU:O	2.38	0.41
20:L:201:CLA:H72	20:L:204:CLA:HBA1	2.03	0.41
20:L:202:CLA:H93	20:L:202:CLA:H62	1.85	0.41

Continued on next page...

Continued from previous page...

Atom-1	Atom-2	Interatomic distance (Å)	Clash overlap (Å)
17:N:42:PHE:N	17:N:43:PRO:CD	2.83	0.41
17:N:46:PHE:O	17:N:47:THR:CB	2.68	0.41
18:R:35:UNK:CA	18:R:38:UNK:CB	2.97	0.41
21:R:109:LMU:H62	21:R:109:LMU:H32	1.85	0.41
19:T:1:GLC:H5	19:T:2:FRU:C1	2.51	0.41
2:2:150:SER:HB3	2:2:151:ALA:H	1.51	0.41
20:2:307:CLA:H41	20:2:307:CLA:H62	1.47	0.41
3:3:94:ARG:CZ	3:3:98:ILE:HD13	2.50	0.41
4:4:159:LEU:HB3	4:4:160:MET:HE3	2.02	0.41
5:A:48:PRO:HB3	9:E:72:VAL:HG22	2.02	0.41
5:A:205:HIS:CE1	20:A:813:CLA:CMC	3.02	0.41
5:A:220:ARG:O	5:A:221:HIS:CB	2.65	0.41
5:A:378:SER:O	5:A:379:MET:HG3	2.21	0.41
5:A:458:PHE:C	5:A:460:LEU:N	2.73	0.41
5:A:555:ILE:CG2	20:B:803:CLA:HMD1	2.39	0.41
5:A:587:GLY:HA3	6:B:668:ARG:CZ	2.51	0.41
5:A:650:ASN:HA	5:A:653:LEU:HD13	2.03	0.41
5:A:664:VAL:HG23	5:A:665:ILE:HG23	2.02	0.41
5:A:665:ILE:C	5:A:665:ILE:HD12	2.41	0.41
20:A:830:CLA:HMD2	20:A:831:CLA:H151	2.03	0.41
20:A:838:CLA:C10	20:A:851:CLA:H152	2.51	0.41
21:A:854:LMU:H91	21:A:854:LMU:C3	2.50	0.41
6:B:140:ILE:O	6:B:144:PHE:HD1	2.04	0.41
6:B:183:PHE:CE1	20:B:814:CLA:H71	2.54	0.41
6:B:551:LYS:HE2	8:D:143:PRO:HA	2.03	0.41
6:B:631:LEU:HG	6:B:632:ILE:HG23	2.03	0.41
20:B:809:CLA:H62	25:B:848:LMG:H351	2.02	0.41
20:B:839:CLA:HBA2	20:B:839:CLA:H11	1.86	0.41
22:B:847:BCR:H331	22:B:847:BCR:HC8	2.01	0.41
8:D:75:LEU:HD22	8:D:76:LYS:N	2.35	0.41
20:F:207:CLA:CAD	20:F:207:CLA:CED	2.99	0.41
11:G:45:GLU:O	11:G:46:ALA:O	2.38	0.41
12:H:25:GLY:HA3	12:H:27:ASP:CA	2.51	0.41
16:L:26:PRO:C	16:L:28:THR:H	2.22	0.41
21:R:103:LMU:H41	21:R:103:LMU:O6 ⁷	2.20	0.41
21:R:109:LMU:O6B	21:R:109:LMU:C1B	2.67	0.41
20:1:206:CLA:H41	20:1:206:CLA:H62	1.78	0.40
2:2:197:LEU:HD23	2:2:197:LEU:HA	1.85	0.40
4:4:91:PHE:CE2	20:4:311:CLA:C3C	3.01	0.40
4:4:120:ILE:H	4:4:120:ILE:HD12	1.85	0.40
4:4:143:PHE:N	4:4:150:LYS:CE	2.83	0.40

Continued on next page...

Continued from previous page...

Atom-1	Atom-2	Interatomic distance (Å)	Clash overlap (Å)
4:4:193:ILE:O	4:4:194:VAL:C	2.59	0.40
20:4:304:CLA:HBC3	20:4:304:CLA:CMC	2.18	0.40
21:4:319:LMU:H82	21:4:319:LMU:H52	1.61	0.40
5:A:197:GLN:NE2	5:A:351:THR:O	2.53	0.40
5:A:206:HIS:C	5:A:211:LEU:HD23	2.42	0.40
5:A:211:LEU:HA	20:A:818:CLA:HMC1	2.03	0.40
5:A:227:LEU:HB3	5:A:258:LEU:HD21	2.03	0.40
5:A:229:ILE:HG12	5:A:243:PRO:CB	2.50	0.40
5:A:343:HIS:O	5:A:346:LEU:HB2	2.20	0.40
5:A:703:LEU:HB2	6:B:536:LYS:HZ2	1.85	0.40
20:A:805:CLA:H41	20:A:805:CLA:H61	1.70	0.40
20:A:819:CLA:HBA1	20:A:823:CLA:CBB	2.51	0.40
21:A:847:LMU:H1'	21:A:847:LMU:H21	1.61	0.40
6:B:292:ARG:CZ	6:B:297:ILE:H	2.34	0.40
6:B:459:PHE:CD2	20:B:838:CLA:C3D	3.04	0.40
6:B:460:ALA:O	6:B:463:ILE:N	2.55	0.40
6:B:492:ILE:CD1	6:B:492:ILE:N	2.80	0.40
6:B:659:THR:OG1	20:B:803:CLA:C3B	2.69	0.40
6:B:721:TYR:N	20:B:850:CLA:O1D	2.53	0.40
20:B:818:CLA:CAD	20:B:827:CLA:CBB	2.92	0.40
20:B:818:CLA:HBA2	20:B:818:CLA:H3A	1.30	0.40
7:C:28:MET:CG	7:C:38:GLN:HE21	2.32	0.40
10:F:93:ILE:HG22	22:F:203:BCR:H372	2.03	0.40
11:G:23:PHE:CE2	11:G:24:PHE:HB2	2.56	0.40
21:H:105:LMU:C1B	21:H:105:LMU:O1'	2.69	0.40
14:J:19:PHE:CD2	14:J:19:PHE:C	2.93	0.40
15:K:44:GLU:C	15:K:46:GLY:CA	2.88	0.40
16:L:92:VAL:O	16:L:96:SER:CB	2.69	0.40
17:N:65:LEU:O	17:N:67:LEU:CA	2.70	0.40
21:R:106:LMU:O2'	21:R:106:LMU:C2	2.69	0.40
1:1:36:LEU:O	1:1:40:LYS:N	2.54	0.40
2:2:183:TYR:CD2	2:2:184:THR:N	2.89	0.40
20:2:315:CLA:CAD	20:2:315:CLA:CED	2.99	0.40
3:3:50:GLU:HG3	3:3:51:PRO:N	2.35	0.40
4:4:58:MET:SD	4:4:59:LEU:CA	3.09	0.40
4:4:72:VAL:O	4:4:72:VAL:HG22	2.21	0.40
4:4:76:TYR:O	4:4:77:ALA:HB3	2.22	0.40
4:4:193:ILE:HG21	14:J:42:PHE:CD1	2.56	0.40
5:A:64:PHE:HZ	5:A:77:LYS:HE3	1.84	0.40
5:A:90:PHE:HE2	5:A:178:MET:SD	2.44	0.40
5:A:173:VAL:HG23	5:A:174:PHE:N	2.36	0.40

Continued on next page...

Continued from previous page...

Atom-1	Atom-2	Interatomic distance (Å)	Clash overlap (Å)
5:A:308:ILE:HG22	5:A:309:LEU:H	1.81	0.40
5:A:652:TRP:CE2	20:A:849:CLA:H142	2.56	0.40
5:A:687:ALA:O	20:A:851:CLA:CBB	2.70	0.40
5:A:690:LEU:CD2	6:B:661:PHE:CE1	2.95	0.40
5:A:692:PHE:HE2	20:A:838:CLA:HBC3	1.78	0.40
6:B:14:GLN:HE21	6:B:14:GLN:N	2.14	0.40
6:B:22:TRP:HA	6:B:25:ILE:HD11	2.03	0.40
6:B:185:VAL:HA	6:B:188:LEU:HB3	2.04	0.40
6:B:273:VAL:HG21	20:B:819:CLA:HED2	2.02	0.40
6:B:568:CYS:C	6:B:570:ILE:HG23	2.42	0.40
6:B:598:HIS:O	6:B:599:ILE:C	2.59	0.40
6:B:633:ASN:HD22	6:B:633:ASN:HA	1.67	0.40
20:B:831:CLA:HED2	20:B:831:CLA:CAA	2.51	0.40
7:C:79:LEU:HD22	7:C:81:TYR:O	2.21	0.40
8:D:31:GLY:HA2	16:L:13:PRO:HB2	2.00	0.40
10:F:23:LYS:HD2	10:F:23:LYS:HA	1.82	0.40
14:J:2:ARG:HB3	14:J:7:TYR:CE1	2.57	0.40
14:J:41:PHE:CD1	14:J:41:PHE:N	2.89	0.40
21:K:107:LMU:H32	21:K:107:LMU:O6'	2.19	0.40
16:L:9:GLN:O	16:L:11:ILE:N	2.54	0.40
16:L:82:ALA:O	16:L:83:ALA:HB3	2.21	0.40
19:Q:1:GLC:O6	19:Q:2:FRU:H5	2.21	0.40
2:2:57:LEU:O	2:2:60:ALA:HB3	2.21	0.40
2:2:126:PRO:HG3	2:2:129:LYS:HD2	2.03	0.40
2:2:153:PRO:HB2	2:2:157:LYS:NZ	2.37	0.40
20:2:315:CLA:CBA	20:2:315:CLA:CHA	2.99	0.40
3:3:92:TRP:C	3:3:95:THR:OG1	2.59	0.40
4:4:36:ASN:C	4:4:39:TRP:CD2	2.95	0.40
5:A:216:LEU:HD12	22:A:843:BCR:H352	2.03	0.40
5:A:274:TRP:CZ2	5:A:278:ALA:HA	2.56	0.40
5:A:277:TYR:HD2	5:A:278:ALA:N	2.20	0.40
5:A:335:LYS:HG3	5:A:341:GLN:HA	2.02	0.40
5:A:506:GLY:O	5:A:507:ALA:CB	2.69	0.40
5:A:550:HIS:O	5:A:552:THR:O	2.39	0.40
5:A:575:LEU:H	5:A:575:LEU:HD12	1.85	0.40
20:A:811:CLA:H152	20:A:811:CLA:H202	2.03	0.40
20:A:818:CLA:O1D	20:A:818:CLA:C2A	2.68	0.40
22:A:845:BCR:C39	22:A:845:BCR:C23	2.76	0.40
6:B:211:ASN:ND2	6:B:214:ASP:OD1	2.55	0.40
20:B:807:CLA:HBB2	20:B:809:CLA:CHA	2.51	0.40
7:C:12:ILE:O	7:C:12:ILE:HG22	2.21	0.40

Continued on next page...

Continued from previous page...

Atom-1	Atom-2	Interatomic distance (Å)	Clash overlap (Å)
7:C:62:PHE:HB3	7:C:63:LEU:H	1.59	0.40
8:D:45:PHE:C	8:D:46:TYR:CD2	2.92	0.40
8:D:77:LEU:HD23	8:D:77:LEU:HA	1.81	0.40
9:E:40:ARG:N	9:E:46:PHE:CE1	2.85	0.40
9:E:90:VAL:O	9:E:90:VAL:CG1	2.69	0.40
9:E:90:VAL:O	9:E:90:VAL:HG12	2.21	0.40
13:I:29:GLU:HA	13:I:29:GLU:OE2	2.20	0.40
16:L:63:LEU:O	16:L:65:VAL:N	2.54	0.40
16:L:99:LEU:HD11	22:L:211:BCR:C7	2.44	0.40
2:2:204:ILE:O	2:2:205:PHE:HB3	2.21	0.40
4:4:176:GLY:HA2	4:4:177:PRO:HD3	1.92	0.40
5:A:32:GLU:HG3	5:A:33:GLN:N	2.37	0.40
5:A:249:ILE:N	5:A:251:ASN:OD1	2.51	0.40
5:A:591:GLN:HA	5:A:591:GLN:NE2	2.28	0.40
20:A:826:CLA:H102	22:A:845:BCR:C37	2.44	0.40
20:A:851:CLA:O2A	6:B:430:GLY:HA3	2.22	0.40
6:B:57:ILE:HG22	6:B:58:PHE:CD1	2.55	0.40
6:B:86:PRO:O	6:B:115:ASN:HB3	2.22	0.40
6:B:98:GLN:HE21	6:B:101:VAL:HG13	1.87	0.40
6:B:152:ALA:HB2	20:B:812:CLA:HMC3	2.02	0.40
6:B:390:GLY:CA	22:B:846:BCR:HC22	2.52	0.40
6:B:403:ASN:C	6:B:406:ASN:HB3	2.19	0.40
6:B:424:TRP:HD1	20:B:806:CLA:O1A	2.05	0.40
6:B:525:LEU:HD22	6:B:529:THR:OG1	2.21	0.40
20:B:818:CLA:H12	20:B:818:CLA:NA	2.36	0.40
8:D:113:HIS:CD2	8:D:113:HIS:O	2.74	0.40
10:F:53:PHE:HB2	10:F:55:ASN:HD22	1.87	0.40
16:L:99:LEU:HD23	16:L:140:THR:HG22	2.04	0.40
16:L:108:LYS:C	16:L:108:LYS:HE2	2.42	0.40
17:N:61:LEU:CD1	17:N:63:ASP:CA	2.96	0.40
19:P:2:FRU:C1	19:P:2:FRU:C6	2.99	0.40
19:X:1:GLC:O5	19:X:2:FRU:H5	2.21	0.40
1:1:160:GLY:O	1:1:162:CYS:N	2.54	0.40
1:1:185:TRP:CZ2	20:1:213:CLA:O2A	2.71	0.40
2:2:62:ILE:O	2:2:66:GLU:HB2	2.22	0.40
3:3:194:ILE:HG13	20:3:303:CLA:CMC	2.52	0.40
4:4:141:LEU:HB3	4:4:142:ASN:H	1.79	0.40
4:4:192:THR:O	4:4:193:ILE:O	2.39	0.40
5:A:44:ILE:H	5:A:44:ILE:HG13	1.58	0.40
5:A:53:TRP:HA	5:A:56:ASN:ND2	2.37	0.40
5:A:230:ASN:C	5:A:230:ASN:ND2	2.75	0.40

Continued on next page...

Continued from previous page...

Atom-1	Atom-2	Interatomic distance (Å)	Clash overlap (Å)
5:A:588:GLY:N	6:B:668:ARG:NH1	2.67	0.40
5:A:593:SER:OG	5:A:594:ALA:N	2.53	0.40
5:A:714:LEU:HB2	5:A:716:VAL:HG13	2.03	0.40
5:A:723:ARG:O	20:A:837:CLA:HBB1	2.21	0.40
5:A:746:THR:OG1	20:A:849:CLA:CGD	2.69	0.40
6:B:8:PHE:O	6:B:35:ASP:CG	2.60	0.40
6:B:159:PRO:O	6:B:163:PRO:HD3	2.21	0.40
6:B:310:PRO:O	20:B:842:CLA:CHD	2.69	0.40
6:B:377:TYR:O	6:B:378:ILE:CB	2.69	0.40
6:B:429:LEU:HD23	6:B:429:LEU:HA	1.90	0.40
6:B:559:CYS:SG	6:B:560:ASP:N	2.94	0.40
6:B:580:VAL:HG11	6:B:710:LEU:HD11	2.03	0.40
20:B:808:CLA:HBD	20:B:808:CLA:CBA	2.48	0.40
20:B:829:CLA:C6	22:B:845:BCR:H322	2.52	0.40
20:B:838:CLA:H62	20:B:838:CLA:H101	1.88	0.40
23:B:843:PQN:H302	22:L:211:BCR:H24C	2.04	0.40
7:C:17:CYS:O	7:C:58:CYS:HB2	2.21	0.40
9:E:44:TYR:HB3	9:E:45:TRP:CZ3	2.57	0.40
21:G:102:LMU:H92	21:G:102:LMU:H61	1.99	0.40
21:H:106:LMU:H3'	21:H:106:LMU:H1B	1.72	0.40
15:K:58:ALA:HB1	20:K:102:CLA:HMD3	2.04	0.40
20:K:101:CLA:OBD	20:K:102:CLA:C1B	2.70	0.40

All (69) symmetry-related close contacts are listed below. The label for Atom-2 includes the symmetry operator and encoded unit-cell translations to be applied.

Atom-1	Atom-2	Interatomic distance (Å)	Clash overlap (Å)
19:Y:2:FRU:O2	21:G:101:LMU:C5B[1_456]	0.08	2.12
3:3:180:LYS:CD	6:B:490:ARG:CZ[1_556]	0.31	1.89
3:3:180:LYS:NZ	6:B:490:ARG:CD[1_556]	0.56	1.64
19:Y:1:GLC:O2	21:G:101:LMU:O4'[1_456]	1.01	1.19
3:3:180:LYS:CG	6:B:490:ARG:NE[1_556]	1.05	1.15
19:Y:1:GLC:O5	21:G:101:LMU:C3B[1_456]	1.06	1.14
3:3:180:LYS:CD	6:B:490:ARG:NH1[1_556]	1.09	1.11
19:Y:1:GLC:C1	21:G:101:LMU:C4B[1_456]	1.13	1.07
3:3:180:LYS:CG	6:B:490:ARG:CZ[1_556]	1.22	0.98
19:Y:1:GLC:C1	21:G:101:LMU:C3B[1_456]	1.27	0.93
19:Y:2:FRU:C2	21:G:101:LMU:O5B[1_456]	1.31	0.89
4:4:130:GLU:C	16:L:159:TYR:OH[1_655]	1.34	0.86
19:Y:1:GLC:C3	21:G:101:LMU:O3B[1_456]	1.36	0.84

Continued on next page...

Continued from previous page...

Atom-1	Atom-2	Interatomic distance (Å)	Clash overlap (Å)
19:Y:1:GLC:O3	21:G:101:LMU:O3B[1_456]	1.37	0.83
19:Y:1:GLC:O5	21:G:101:LMU:C2B[1_456]	1.38	0.82
19:Y:2:FRU:O4	21:G:101:LMU:C2'[1_456]	1.38	0.82
19:Y:1:GLC:O5	21:G:101:LMU:C4B[1_456]	1.42	0.78
19:Y:1:GLC:C4	21:G:101:LMU:O3B[1_456]	1.42	0.78
19:Y:1:GLC:C1	21:G:101:LMU:C5B[1_456]	1.46	0.74
19:Y:1:GLC:C5	21:G:101:LMU:C4B[1_456]	1.46	0.74
3:3:180:LYS:CD	6:B:490:ARG:NE[1_556]	1.47	0.73
3:3:180:LYS:CD	6:B:490:ARG:NH2[1_556]	1.48	0.72
19:Y:1:GLC:O5	21:G:101:LMU:C1B[1_456]	1.48	0.72
19:Y:2:FRU:C2	21:G:101:LMU:C5B[1_456]	1.48	0.72
4:4:130:GLU:O	16:L:159:TYR:OH[1_655]	1.49	0.71
3:3:180:LYS:CE	6:B:490:ARG:NH1[1_556]	1.50	0.70
19:Y:2:FRU:O2	21:G:101:LMU:O5B[1_456]	1.53	0.67
19:Y:2:FRU:O2	21:G:101:LMU:C6B[1_456]	1.55	0.65
3:3:180:LYS:NZ	6:B:490:ARG:NE[1_556]	1.60	0.60
19:Y:2:FRU:O4	21:G:101:LMU:C3'[1_456]	1.60	0.60
19:Y:2:FRU:O3	21:G:101:LMU:O2B[1_456]	1.60	0.60
21:4:319:LMU:O6B	21:R:109:LMU:C9[1_654]	1.61	0.59
19:Y:1:GLC:C2	21:G:101:LMU:O4'[1_456]	1.61	0.59
19:Y:2:FRU:O2	21:G:101:LMU:C4B[1_456]	1.61	0.59
19:Y:2:FRU:C3	21:G:101:LMU:O5B[1_456]	1.62	0.58
19:Y:1:GLC:C2	21:G:101:LMU:C3B[1_456]	1.65	0.55
3:3:180:LYS:CE	6:B:490:ARG:CZ[1_556]	1.67	0.53
3:3:180:LYS:CE	6:B:490:ARG:CD[1_556]	1.67	0.53
3:3:180:LYS:CE	6:B:490:ARG:CG[1_556]	1.68	0.52
3:3:180:LYS:NZ	6:B:490:ARG:CG[1_556]	1.68	0.52
19:Y:1:GLC:C2	21:G:101:LMU:C4B[1_456]	1.69	0.51
3:3:180:LYS:CE	6:B:490:ARG:NE[1_556]	1.70	0.50
19:Y:2:FRU:O5	21:G:101:LMU:O6B[1_456]	1.73	0.47
3:3:180:LYS:CG	6:B:490:ARG:NH2[1_556]	1.78	0.42
19:Y:1:GLC:C3	21:G:101:LMU:C3B[1_456]	1.78	0.42
21:4:319:LMU:C6B	21:R:109:LMU:C10[1_654]	1.80	0.40
19:Y:2:FRU:O1	21:G:101:LMU:O6B[1_456]	1.80	0.40
4:4:130:GLU:CA	16:L:159:TYR:OH[1_655]	1.83	0.37
19:Y:2:FRU:C5	21:G:101:LMU:O3'[1_456]	1.84	0.36
19:Y:2:FRU:O4	21:G:101:LMU:C4'[1_456]	1.86	0.34
19:Y:2:FRU:O5	21:G:101:LMU:O5B[1_456]	1.89	0.31
19:Y:2:FRU:O4	21:G:101:LMU:C1'[1_456]	1.90	0.30
19:Y:1:GLC:O5	21:G:101:LMU:O3B[1_456]	1.92	0.28
4:4:126:LEU:O	16:L:78:GLU:N[1_655]	1.93	0.27

Continued on next page...

Continued from previous page...

Atom-1	Atom-2	Interatomic distance (Å)	Clash overlap (Å)
19:Y:1:GLC:C1	21:G:101:LMU:C2B[1_456]	1.96	0.24
21:4:319:LMU:O6B	21:R:109:LMU:C10[1_654]	1.98	0.22
19:Y:1:GLC:C5	21:G:101:LMU:C3B[1_456]	2.01	0.19
19:Y:1:GLC:O3	21:G:101:LMU:C3B[1_456]	2.03	0.17
1:1:130:PRO:O	2:2:72:GLY:O[2_545]	2.04	0.16
20:1:207:CLA:O2D	20:K:101:CLA:C1[1_654]	2.04	0.16
11:G:31:MET:SD	17:N:85:TRP:CE2[2_445]	2.08	0.12
19:Y:2:FRU:O6	21:G:101:LMU:O6B[1_456]	2.08	0.12
19:Y:2:FRU:C2	21:G:101:LMU:O6B[1_456]	2.11	0.09
4:4:133:TYR:OH	16:L:156:PHE:O[1_655]	2.12	0.08
19:Y:1:GLC:C5	21:G:101:LMU:O3B[1_456]	2.12	0.08
1:1:176:ASN:ND2	3:3:149:GLY:O[1_554]	2.13	0.07
19:Y:2:FRU:C2	21:G:101:LMU:C6B[1_456]	2.13	0.07
19:Y:1:GLC:O5	21:G:101:LMU:O5B[1_456]	2.16	0.04
1:1:130:PRO:CA	2:2:72:GLY:O[2_545]	2.18	0.02

5.3 Torsion angles [i](#)

5.3.1 Protein backbone [i](#)

In the following table, the Percentiles column shows the percent Ramachandran outliers of the chain as a percentile score with respect to all X-ray entries followed by that with respect to entries of similar resolution.

The Analysed column shows the number of residues for which the backbone conformation was analysed, and the total number of residues.

Mol	Chain	Analysed	Favoured	Allowed	Outliers	Percentiles	
1	1	161/241 (67%)	84 (52%)	39 (24%)	38 (24%)	0	1
2	2	174/269 (65%)	67 (38%)	51 (29%)	56 (32%)	0	0
3	3	145/276 (52%)	76 (52%)	36 (25%)	33 (23%)	0	1
4	4	164/251 (65%)	57 (35%)	44 (27%)	63 (38%)	0	0
5	A	726/758 (96%)	366 (50%)	187 (26%)	173 (24%)	0	0
6	B	731/734 (100%)	379 (52%)	204 (28%)	148 (20%)	0	1
7	C	79/81 (98%)	23 (29%)	31 (39%)	25 (32%)	0	0
8	D	136/212 (64%)	47 (35%)	48 (35%)	41 (30%)	0	0
9	E	63/143 (44%)	30 (48%)	15 (24%)	18 (29%)	0	0
10	F	152/231 (66%)	71 (47%)	40 (26%)	41 (27%)	0	0

Continued on next page...

Continued from previous page...

Mol	Chain	Analysed	Favoured	Allowed	Outliers	Percentiles	
11	G	93/167 (56%)	38 (41%)	27 (29%)	28 (30%)	0	0
12	H	67/144 (46%)	30 (45%)	16 (24%)	21 (31%)	0	0
13	I	28/40 (70%)	11 (39%)	10 (36%)	7 (25%)	0	0
14	J	40/44 (91%)	19 (48%)	11 (28%)	10 (25%)	0	0
15	K	82/131 (63%)	50 (61%)	13 (16%)	19 (23%)	0	0
16	L	160/216 (74%)	72 (45%)	49 (31%)	39 (24%)	0	0
17	N	83/170 (49%)	21 (25%)	19 (23%)	43 (52%)	0	0
All	All	3084/4108 (75%)	1441 (47%)	840 (27%)	803 (26%)	0	0

All (803) Ramachandran outliers are listed below:

Mol	Chain	Res	Type
1	1	25	ASP
1	1	30	GLY
1	1	35	ASN
1	1	58	LEU
1	1	73	GLU
1	1	90	PRO
1	1	130	PRO
1	1	137	PRO
1	1	183	ASP
2	2	37	ASP
2	2	42	ARG
2	2	43	TRP
2	2	44	ASN
2	2	66	GLU
2	2	70	LYS
2	2	73	ILE
2	2	74	LEU
2	2	75	ASN
2	2	125	PHE
2	2	128	ASN
2	2	129	LYS
2	2	149	GLY
2	2	154	GLN
2	2	159	LEU
2	2	160	ARG
2	2	163	GLU
2	2	188	PRO
2	2	189	ILE

Continued on next page...

Continued from previous page...

Mol	Chain	Res	Type
2	2	190	ASP
2	2	197	LEU
2	2	200	PRO
2	2	204	ILE
2	2	206	ALA
2	2	207	ALA
2	2	209	THR
2	2	210	PRO
3	3	48	PHE
3	3	49	ILE
3	3	94	ARG
3	3	97	PHE
3	3	107	TRP
3	3	108	ALA
3	3	110	SER
3	3	111	TYR
3	3	113	LEU
3	3	134	LYS
3	3	135	PRO
3	3	142	TYR
3	3	158	TYR
3	3	159	PRO
3	3	164	PHE
3	3	166	PRO
3	3	167	LEU
3	3	172	ASP
3	3	206	VAL
3	3	210	GLN
4	4	31	ALA
4	4	32	GLU
4	4	34	PRO
4	4	38	ARG
4	4	66	SER
4	4	69	ILE
4	4	73	PRO
4	4	74	LYS
4	4	82	GLU
4	4	84	PHE
4	4	87	SER
4	4	88	SER
4	4	91	PHE
4	4	107	GLN

Continued on next page...

Continued from previous page...

Mol	Chain	Res	Type
4	4	115	VAL
4	4	121	PHE
4	4	122	LYS
4	4	125	SER
4	4	128	ALA
4	4	141	LEU
4	4	143	PHE
4	4	148	GLU
4	4	150	LYS
4	4	171	ASN
4	4	172	VAL
4	4	173	THR
4	4	175	LYS
4	4	193	ILE
5	A	22	VAL
5	A	28	LYS
5	A	35	ALA
5	A	36	LYS
5	A	40	PHE
5	A	67	HIS
5	A	71	LEU
5	A	82	HIS
5	A	83	PHE
5	A	88	ILE
5	A	99	HIS
5	A	104	SER
5	A	156	SER
5	A	158	ILE
5	A	159	THR
5	A	160	SER
5	A	175	ALA
5	A	189	ALA
5	A	193	LEU
5	A	205	HIS
5	A	215	SER
5	A	221	HIS
5	A	237	VAL
5	A	244	LEU
5	A	247	GLU
5	A	250	LEU
5	A	252	ARG
5	A	258	LEU

Continued on next page...

Continued from previous page...

Mol	Chain	Res	Type
5	A	268	PRO
5	A	279	ASP
5	A	280	PHE
5	A	281	LEU
5	A	283	PHE
5	A	286	GLY
5	A	307	ALA
5	A	310	PHE
5	A	317	TYR
5	A	329	ASP
5	A	339	THR
5	A	349	ILE
5	A	361	ASN
5	A	386	ALA
5	A	389	TYR
5	A	473	PRO
5	A	474	GLN
5	A	476	MET
5	A	477	PHE
5	A	486	PRO
5	A	489	ALA
5	A	498	LEU
5	A	507	ALA
5	A	508	THR
5	A	509	ALA
5	A	510	SER
5	A	521	VAL
5	A	523	VAL
5	A	553	VAL
5	A	578	ARG
5	A	579	PHE
5	A	643	ALA
5	A	649	ILE
5	A	657	LEU
5	A	673	SER
5	A	679	PHE
5	A	727	ILE
5	A	735	VAL
5	A	750	PHE
5	A	751	LEU
5	A	752	ALA
5	A	757	VAL

Continued on next page...

Continued from previous page...

Mol	Chain	Res	Type
6	B	5	ILE
6	B	6	PRO
6	B	26	ALA
6	B	35	ASP
6	B	68	VAL
6	B	69	ALA
6	B	77	TRP
6	B	80	ASP
6	B	83	HIS
6	B	86	PRO
6	B	104	PHE
6	B	115	ASN
6	B	120	VAL
6	B	129	LEU
6	B	140	ILE
6	B	142	LEU
6	B	159	PRO
6	B	160	LYS
6	B	167	TRP
6	B	182	LEU
6	B	187	SER
6	B	188	LEU
6	B	198	ALA
6	B	208	ARG
6	B	248	GLN
6	B	267	SER
6	B	293	THR
6	B	308	HIS
6	B	310	PRO
6	B	320	LYS
6	B	321	GLY
6	B	362	ALA
6	B	375	HIS
6	B	378	ILE
6	B	382	ILE
6	B	383	MET
6	B	405	ASP
6	B	420	SER
6	B	450	GLU
6	B	469	LYS
6	B	479	SER
6	B	490	ARG

Continued on next page...

Continued from previous page...

Mol	Chain	Res	Type
6	B	494	LEU
6	B	495	PRO
6	B	506	ASN
6	B	512	ILE
6	B	528	HIS
6	B	545	LYS
6	B	555	TYR
6	B	569	ASP
6	B	587	ILE
6	B	603	ARG
6	B	610	ASN
6	B	629	SER
6	B	636	THR
6	B	639	VAL
6	B	661	PHE
6	B	662	MET
6	B	668	ARG
6	B	681	ALA
6	B	682	HIS
6	B	691	ILE
6	B	710	LEU
6	B	732	LYS
6	B	733	PHE
7	C	8	TYR
7	C	21	CYS
7	C	32	GLY
7	C	49	VAL
7	C	56	SER
7	C	59	PRO
7	C	62	PHE
7	C	65	VAL
7	C	66	ARG
7	C	70	TRP
8	D	32	SER
8	D	36	LEU
8	D	38	ARG
8	D	65	ALA
8	D	70	GLU
8	D	78	ALA
8	D	94	TYR
8	D	95	LYS
8	D	97	LYS

Continued on next page...

Continued from previous page...

Mol	Chain	Res	Type
8	D	110	GLN
8	D	114	PRO
8	D	115	LYS
8	D	119	TYR
8	D	120	PRO
8	D	121	GLU
8	D	124	ASN
8	D	139	LYS
8	D	151	LYS
8	D	153	PRO
9	E	46	PHE
9	E	54	ALA
9	E	60	LYS
9	E	65	VAL
9	E	72	VAL
9	E	73	ASN
9	E	86	GLU
9	E	87	VAL
9	E	89	GLU
10	F	2	ILE
10	F	7	PRO
10	F	12	LYS
10	F	21	ALA
10	F	25	LEU
10	F	26	GLN
10	F	31	LEU
10	F	35	ASP
10	F	38	PRO
10	F	42	ILE
10	F	47	GLU
10	F	52	ARG
10	F	54	ASP
10	F	58	LYS
10	F	59	TYR
10	F	77	GLN
10	F	109	ARG
10	F	116	GLN
10	F	127	SER
10	F	130	LEU
11	G	28	ARG
11	G	31	MET
11	G	34	GLN

Continued on next page...

Continued from previous page...

Mol	Chain	Res	Type
11	G	38	GLN
11	G	47	GLY
11	G	50	ARG
11	G	59	LYS
11	G	61	ASN
11	G	70	ASP
11	G	74	TRP
11	G	81	VAL
11	G	86	LEU
11	G	93	TYR
11	G	94	ASP
12	H	15	ALA
12	H	20	GLN
12	H	21	TRP
12	H	23	VAL
12	H	24	TYR
12	H	31	PRO
12	H	41	GLU
12	H	46	PRO
12	H	50	ARG
12	H	52	LEU
12	H	56	PHE
12	H	71	ASN
12	H	77	LEU
13	I	22	ALA
13	I	23	SER
14	J	5	LYS
14	J	6	THR
14	J	10	VAL
14	J	22	LEU
14	J	26	LEU
15	K	41	GLU
15	K	43	ARG
15	K	47	LEU
15	K	48	GLN
15	K	51	ASP
15	K	52	PRO
15	K	75	VAL
16	L	8	TYR
16	L	10	VAL
16	L	37	LEU
16	L	43	TYR

Continued on next page...

Continued from previous page...

Mol	Chain	Res	Type
16	L	44	ARG
16	L	46	ALA
16	L	76	ASN
16	L	88	ALA
16	L	97	MET
16	L	121	THR
16	L	123	ARG
16	L	127	PRO
16	L	129	GLN
16	L	149	SER
16	L	158	MET
16	L	161	LEU
16	L	163	LEU
16	L	165	TYR
17	N	7	LEU
17	N	24	THR
17	N	27	ALA
17	N	28	ASN
17	N	40	CYS
17	N	46	PHE
17	N	48	GLY
17	N	49	CYS
17	N	50	GLN
17	N	51	ASP
17	N	58	VAL
17	N	61	LEU
17	N	63	ASP
17	N	69	CYS
17	N	74	LYS
17	N	75	TYR
17	N	76	LYS
17	N	77	CYS
17	N	78	GLY
17	N	80	ASN
1	1	21	ASP
1	1	28	GLY
1	1	29	LEU
1	1	161	PHE
1	1	178	ALA
1	1	185	TRP
2	2	69	THR
2	2	71	LEU

Continued on next page...

Continued from previous page...

Mol	Chain	Res	Type
2	2	81	THR
2	2	82	ALA
2	2	103	GLY
2	2	104	TRP
2	2	130	LEU
2	2	132	GLY
2	2	136	GLY
2	2	208	PHE
3	3	52	LYS
3	3	77	ILE
3	3	106	TYR
3	3	137	SER
3	3	162	PRO
3	3	208	PRO
4	4	45	LEU
4	4	59	LEU
4	4	70	ILE
4	4	71	ASN
4	4	127	PRO
4	4	129	GLY
4	4	145	PRO
4	4	162	ALA
4	4	178	PHE
4	4	186	SER
4	4	188	PRO
5	A	25	ASP
5	A	39	HIS
5	A	60	ASP
5	A	69	SER
5	A	74	ILE
5	A	96	MET
5	A	130	GLU
5	A	157	GLY
5	A	200	GLU
5	A	210	LEU
5	A	242	ILE
5	A	243	PRO
5	A	266	ALA
5	A	278	ALA
5	A	282	THR
5	A	290	LEU
5	A	299	ILE

Continued on next page...

Continued from previous page...

Mol	Chain	Res	Type
5	A	313	ALA
5	A	328	LYS
5	A	333	ALA
5	A	337	PRO
5	A	346	LEU
5	A	400	MET
5	A	404	GLY
5	A	421	ASP
5	A	424	PRO
5	A	427	ARG
5	A	428	TYR
5	A	429	ASN
5	A	431	LEU
5	A	433	ASP
5	A	439	ARG
5	A	511	THR
5	A	516	GLY
5	A	518	GLY
5	A	538	ASP
5	A	574	ASN
5	A	592	VAL
5	A	594	ALA
5	A	624	VAL
5	A	640	GLY
5	A	661	ALA
5	A	717	ALA
6	B	99	PRO
6	B	105	THR
6	B	128	GLY
6	B	136	TYR
6	B	164	SER
6	B	179	LEU
6	B	224	PRO
6	B	225	LEU
6	B	231	ASN
6	B	237	PRO
6	B	247	THR
6	B	265	THR
6	B	292	ARG
6	B	309	ILE
6	B	330	ILE
6	B	437	TYR

Continued on next page...

Continued from previous page...

Mol	Chain	Res	Type
6	B	464	GLN
6	B	474	PHE
6	B	480	SER
6	B	503	GLU
6	B	505	SER
6	B	539	LEU
6	B	554	GLY
6	B	599	ILE
6	B	657	TRP
6	B	664	LEU
6	B	690	LEU
7	C	10	THR
7	C	43	PRO
7	C	61	ASP
7	C	64	SER
8	D	26	SER
8	D	31	GLY
8	D	53	PRO
8	D	109	VAL
8	D	129	GLY
8	D	130	VAL
8	D	132	LEU
8	D	146	VAL
9	E	30	PRO
9	E	35	LYS
9	E	42	GLU
9	E	53	VAL
9	E	64	PRO
9	E	90	VAL
10	F	114	PRO
10	F	126	ALA
10	F	132	ARG
11	G	33	LYS
11	G	63	PRO
11	G	80	ILE
11	G	84	TYR
11	G	85	ILE
11	G	87	ALA
12	H	17	THR
12	H	27	ASP
12	H	45	ALA
12	H	75	ASP

Continued on next page...

Continued from previous page...

Mol	Chain	Res	Type
13	I	25	PHE
14	J	9	SER
14	J	37	LEU
14	J	39	PHE
15	K	27	ALA
15	K	35	THR
15	K	45	SER
15	K	73	GLY
15	K	79	LYS
16	L	24	GLU
16	L	27	VAL
16	L	63	LEU
16	L	89	ALA
16	L	108	LYS
16	L	120	LEU
16	L	125	LYS
16	L	128	ASP
16	L	147	GLY
17	N	2	VAL
17	N	11	LYS
17	N	35	VAL
17	N	47	THR
17	N	54	LYS
17	N	64	ASP
17	N	66	ASP
17	N	68	GLU
17	N	81	VAL
17	N	82	PHE
17	N	83	TRP
1	1	78	PRO
1	1	79	GLY
1	1	118	PRO
2	2	91	THR
2	2	114	LEU
2	2	194	ALA
2	2	205	PHE
3	3	153	SER
3	3	157	ALA
4	4	35	GLU
4	4	119	PRO
4	4	139	ASN
5	A	23	ASP

Continued on next page...

Continued from previous page...

Mol	Chain	Res	Type
5	A	31	PHE
5	A	45	ALA
5	A	57	LEU
5	A	105	ASN
5	A	124	TRP
5	A	144	GLN
5	A	155	ALA
5	A	184	PHE
5	A	213	LEU
5	A	263	ALA
5	A	276	LYS
5	A	354	TRP
5	A	373	ALA
5	A	426	THR
5	A	446	LEU
5	A	479	ASP
5	A	485	GLN
5	A	505	PRO
5	A	514	THR
5	A	671	SER
6	B	103	ALA
6	B	153	GLY
6	B	161	TRP
6	B	230	TRP
6	B	294	ASN
6	B	335	GLY
6	B	371	LEU
6	B	379	ALA
6	B	451	LYS
6	B	468	GLY
6	B	481	THR
6	B	493	TRP
6	B	501	ILE
6	B	514	PRO
6	B	558	PRO
6	B	595	HIS
6	B	605	ASN
6	B	623	TYR
6	B	707	LEU
7	C	22	PRO
7	C	68	TYR
7	C	73	THR

Continued on next page...

Continued from previous page...

Mol	Chain	Res	Type
8	D	55	GLU
8	D	63	GLY
8	D	128	GLN
8	D	150	GLY
9	E	88	GLU
10	F	11	SER
10	F	22	LEU
10	F	29	LEU
10	F	46	MET
10	F	53	PHE
10	F	63	CYS
10	F	138	VAL
10	F	153	ASN
11	G	96	SER
12	H	16	ASN
12	H	18	THR
12	H	37	SER
14	J	38	THR
15	K	32	ARG
15	K	44	GLU
15	K	46	GLY
16	L	6	PRO
16	L	11	ILE
16	L	64	LEU
16	L	75	ARG
17	N	25	THR
17	N	42	PHE
17	N	43	PRO
17	N	53	ALA
17	N	62	SER
17	N	71	GLY
17	N	72	LYS
1	1	27	LEU
1	1	55	PRO
1	1	65	TYR
1	1	122	LYS
1	1	124	PRO
1	1	133	TYR
1	1	145	VAL
1	1	177	LEU
1	1	184	PRO
2	2	94	LEU

Continued on next page...

Continued from previous page...

Mol	Chain	Res	Type
2	2	113	ILE
2	2	180	GLN
2	2	186	THR
2	2	202	ALA
3	3	75	PRO
3	3	93	PHE
3	3	141	GLN
3	3	156	PRO
3	3	169	PHE
4	4	60	LEU
4	4	77	ALA
4	4	123	GLN
4	4	126	LEU
4	4	131	VAL
4	4	177	PRO
4	4	187	ASP
4	4	192	THR
5	A	37	PRO
5	A	41	SER
5	A	63	ASP
5	A	116	ILE
5	A	127	VAL
5	A	186	TYR
5	A	225	VAL
5	A	234	ASN
5	A	235	ALA
5	A	292	GLY
5	A	306	ILE
5	A	308	ILE
5	A	347	TYR
5	A	423	ASP
6	B	8	PHE
6	B	20	ARG
6	B	42	LEU
6	B	71	GLN
6	B	170	ASN
6	B	178	HIS
6	B	206	TYR
6	B	207	VAL
6	B	229	GLN
6	B	234	ALA
6	B	239	SER

Continued on next page...

Continued from previous page...

Mol	Chain	Res	Type
6	B	240	SER
6	B	273	VAL
6	B	460	ALA
6	B	472	TYR
6	B	476	ILE
6	B	482	ASN
7	C	12	ILE
7	C	55	GLU
7	C	58	CYS
7	C	75	ARG
8	D	35	GLY
8	D	46	TYR
8	D	104	PHE
8	D	125	PRO
8	D	143	PRO
8	D	148	PHE
9	E	61	THR
10	F	34	ASP
10	F	44	ALA
10	F	128	SER
10	F	151	ASP
10	F	152	ASN
11	G	20	ARG
11	G	56	SER
11	G	89	ALA
11	G	91	ASN
13	I	2	ILE
13	I	5	PRO
13	I	9	VAL
14	J	23	ALA
16	L	36	TYR
16	L	85	SER
16	L	86	LEU
16	L	112	PRO
16	L	154	ALA
17	N	21	ARG
17	N	34	THR
1	1	84	TYR
1	1	140	LEU
1	1	179	THR
2	2	45	VAL
2	2	120	ASN

Continued on next page...

Continued from previous page...

Mol	Chain	Res	Type
2	2	140	GLY
2	2	168	ARG
4	4	72	VAL
4	4	83	TYR
4	4	85	ALA
4	4	90	LEU
4	4	112	PRO
4	4	130	GLU
5	A	73	GLU
5	A	114	THR
5	A	149	PHE
5	A	259	TYR
5	A	472	ARG
5	A	537	ALA
5	A	570	PRO
5	A	571	ASP
5	A	580	PRO
6	B	228	GLY
6	B	232	LEU
6	B	278	LEU
6	B	361	ILE
6	B	475	ASP
6	B	477	PRO
6	B	559	CYS
6	B	592	PHE
6	B	730	SER
8	D	22	PRO
8	D	60	MET
9	E	84	LEU
10	F	39	ALA
10	F	61	LEU
10	F	73	VAL
10	F	83	PHE
11	G	23	PHE
11	G	36	PRO
15	K	29	SER
15	K	72	VAL
16	L	48	ASN
16	L	135	GLY
17	N	17	ASN
17	N	70	GLU
1	1	32	VAL

Continued on next page...

Continued from previous page...

Mol	Chain	Res	Type
1	1	160	GLY
2	2	96	ILE
2	2	115	ASN
2	2	116	PRO
2	2	146	LEU
4	4	36	ASN
4	4	118	ASP
5	A	478	SER
5	A	584	PRO
5	A	586	ARG
5	A	718	PRO
5	A	754	ILE
6	B	219	PRO
6	B	222	LEU
6	B	318	GLY
6	B	391	PRO
6	B	596	TRP
6	B	711	VAL
7	C	24	ASP
7	C	30	PRO
7	C	35	LYS
7	C	37	LYS
13	I	28	VAL
15	K	40	LEU
16	L	61	GLY
1	1	57	ILE
1	1	125	GLY
4	4	167	ILE
4	4	168	ILE
5	A	267	THR
5	A	531	PRO
5	A	637	ILE
5	A	721	GLN
5	A	742	GLY
6	B	400	PRO
6	B	557	PHE
8	D	27	PRO
10	F	37	ALA
2	2	187	GLY
4	4	135	GLY
4	4	154	ILE
5	A	229	ILE

Continued on next page...

Continued from previous page...

Mol	Chain	Res	Type
5	A	500	PRO
6	B	217	PRO
11	G	64	VAL
1	1	64	GLY
1	1	77	LEU
1	1	89	VAL
1	1	173	PRO
12	H	72	ALA
2	2	135	VAL
5	A	190	ALA
5	A	223	VAL
5	A	632	GLY
8	D	67	ILE
15	K	69	ILE
17	N	59	PRO
4	4	137	ILE
5	A	249	ILE
6	B	94	PRO
6	B	162	LYS

5.3.2 Protein sidechains [i](#)

In the following table, the Percentiles column shows the percent sidechain outliers of the chain as a percentile score with respect to all X-ray entries followed by that with respect to entries of similar resolution.

The Analysed column shows the number of residues for which the sidechain conformation was analysed, and the total number of residues.

Mol	Chain	Analysed	Rotameric	Outliers	Percentiles
1	1	127/190 (67%)	100 (79%)	27 (21%)	1 4
2	2	140/216 (65%)	81 (58%)	59 (42%)	0 0
3	3	112/215 (52%)	76 (68%)	36 (32%)	0 1
4	4	138/201 (69%)	85 (62%)	53 (38%)	0 1
5	A	592/618 (96%)	410 (69%)	182 (31%)	0 2
6	B	598/600 (100%)	397 (66%)	201 (34%)	0 1
7	C	70/70 (100%)	41 (59%)	29 (41%)	0 0
8	D	118/173 (68%)	82 (70%)	36 (30%)	0 2
9	E	56/114 (49%)	38 (68%)	18 (32%)	0 1

Continued on next page...

Continued from previous page...

Mol	Chain	Analysed	Rotameric	Outliers	Percentiles	
10	F	127/190 (67%)	80 (63%)	47 (37%)	0	1
11	G	79/144 (55%)	53 (67%)	26 (33%)	0	1
12	H	57/115 (50%)	30 (53%)	27 (47%)	0	0
13	I	26/36 (72%)	22 (85%)	4 (15%)	2	14
14	J	36/39 (92%)	25 (69%)	11 (31%)	0	2
15	K	61/102 (60%)	43 (70%)	18 (30%)	0	2
16	L	125/169 (74%)	88 (70%)	37 (30%)	0	2
17	N	74/139 (53%)	43 (58%)	31 (42%)	0	0
All	All	2536/3331 (76%)	1694 (67%)	842 (33%)	0	1

All (842) residues with a non-rotameric sidechain are listed below:

Mol	Chain	Res	Type
1	1	17	SER
1	1	27	LEU
1	1	37	GLU
1	1	47	CYS
1	1	52	LEU
1	1	57	ILE
1	1	61	GLU
1	1	63	LEU
1	1	72	GLN
1	1	84	TYR
1	1	85	LEU
1	1	105	ILE
1	1	110	HIS
1	1	111	GLN
1	1	117	ASP
1	1	120	LYS
1	1	121	LYS
1	1	129	ASP
1	1	133	TYR
1	1	134	SER
1	1	136	ASP
1	1	139	LYS
1	1	140	LEU
1	1	142	GLU
1	1	179	THR
1	1	181	LEU

Continued on next page...

Continued from previous page...

Mol	Chain	Res	Type
1	1	183	ASP
2	2	37	ASP
2	2	39	GLU
2	2	53	ARG
2	2	57	LEU
2	2	63	PHE
2	2	66	GLU
2	2	67	PHE
2	2	69	THR
2	2	70	LYS
2	2	73	ILE
2	2	75	ASN
2	2	76	THR
2	2	79	TRP
2	2	80	TYR
2	2	85	GLN
2	2	86	GLU
2	2	87	TYR
2	2	89	THR
2	2	92	THR
2	2	95	PHE
2	2	97	VAL
2	2	98	GLU
2	2	99	LEU
2	2	100	VAL
2	2	101	PHE
2	2	109	ARG
2	2	110	TRP
2	2	112	ASP
2	2	115	ASN
2	2	118	CYS
2	2	119	VAL
2	2	120	ASN
2	2	122	ASP
2	2	131	THR
2	2	137	TYR
2	2	143	PHE
2	2	144	ASP
2	2	146	LEU
2	2	150	SER
2	2	157	LYS
2	2	159	LEU

Continued on next page...

Continued from previous page...

Mol	Chain	Res	Type
2	2	161	THR
2	2	162	LYS
2	2	164	ILE
2	2	169	LEU
2	2	171	MET
2	2	179	PHE
2	2	180	GLN
2	2	183	TYR
2	2	189	ILE
2	2	190	ASP
2	2	191	ASN
2	2	193	PHE
2	2	196	HIS
2	2	199	ASP
2	2	201	HIS
2	2	204	ILE
2	2	205	PHE
2	2	211	LYS
3	3	50	GLU
3	3	60	ILE
3	3	67	LEU
3	3	73	ILE
3	3	76	GLU
3	3	78	LEU
3	3	92	TRP
3	3	93	PHE
3	3	94	ARG
3	3	97	PHE
3	3	98	ILE
3	3	106	TYR
3	3	107	TRP
3	3	109	ASP
3	3	111	TYR
3	3	112	THR
3	3	128	ARG
3	3	131	ASP
3	3	141	GLN
3	3	146	LEU
3	3	150	LEU
3	3	163	PHE
3	3	164	PHE
3	3	165	ASN

Continued on next page...

Continued from previous page...

Mol	Chain	Res	Type
3	3	171	LYS
3	3	180	LYS
3	3	185	LYS
3	3	188	ARG
3	3	191	MET
3	3	192	LEU
3	3	195	LEU
3	3	198	PHE
3	3	200	GLN
3	3	204	THR
3	3	209	TYR
3	3	210	GLN
4	4	32	GLU
4	4	33	ASP
4	4	35	GLU
4	4	38	ARG
4	4	45	LEU
4	4	49	ARG
4	4	50	TRP
4	4	52	MET
4	4	55	VAL
4	4	59	LEU
4	4	60	LEU
4	4	64	PHE
4	4	66	SER
4	4	67	ILE
4	4	71	ASN
4	4	73	PRO
4	4	75	TRP
4	4	76	TYR
4	4	82	GLU
4	4	83	TYR
4	4	84	PHE
4	4	90	LEU
4	4	91	PHE
4	4	94	GLU
4	4	95	PHE
4	4	99	HIS
4	4	101	VAL
4	4	103	ILE
4	4	104	ARG
4	4	105	ARG

Continued on next page...

Continued from previous page...

Mol	Chain	Res	Type
4	4	118	ASP
4	4	120	ILE
4	4	121	PHE
4	4	126	LEU
4	4	131	VAL
4	4	139	ASN
4	4	146	THR
4	4	147	LEU
4	4	150	LYS
4	4	151	GLU
4	4	158	ARG
4	4	159	LEU
4	4	160	MET
4	4	163	PHE
4	4	169	GLN
4	4	172	VAL
4	4	175	LYS
4	4	178	PHE
4	4	184	HIS
4	4	187	ASP
4	4	189	TRP
4	4	190	HIS
4	4	195	GLN
5	A	21	LEU
5	A	22	VAL
5	A	23	ASP
5	A	24	ARG
5	A	26	PRO
5	A	27	ILE
5	A	28	LYS
5	A	29	THR
5	A	31	PHE
5	A	34	TRP
5	A	40	PHE
5	A	44	ILE
5	A	46	LYS
5	A	50	THR
5	A	52	THR
5	A	60	ASP
5	A	62	HIS
5	A	63	ASP
5	A	68	THR

Continued on next page...

Continued from previous page...

Mol	Chain	Res	Type
5	A	69	SER
5	A	71	LEU
5	A	72	GLU
5	A	82	HIS
5	A	83	PHE
5	A	86	LEU
5	A	88	ILE
5	A	94	SER
5	A	103	PHE
5	A	107	GLU
5	A	111	ASN
5	A	114	THR
5	A	124	TRP
5	A	133	ASN
5	A	135	ASP
5	A	141	ARG
5	A	144	GLN
5	A	164	LEU
5	A	167	THR
5	A	177	LEU
5	A	180	PHE
5	A	188	LYS
5	A	193	LEU
5	A	197	GLN
5	A	203	LEU
5	A	207	LEU
5	A	213	LEU
5	A	223	VAL
5	A	224	HIS
5	A	227	LEU
5	A	230	ASN
5	A	231	GLN
5	A	232	PHE
5	A	238	ASP
5	A	242	ILE
5	A	248	PHE
5	A	249	ILE
5	A	251	ASN
5	A	253	ASP
5	A	254	LEU
5	A	255	LEU
5	A	261	SER

Continued on next page...

Continued from previous page...

Mol	Chain	Res	Type
5	A	262	PHE
5	A	281	LEU
5	A	284	ARG
5	A	290	LEU
5	A	296	LEU
5	A	297	THR
5	A	298	ASP
5	A	304	LEU
5	A	308	ILE
5	A	316	MET
5	A	317	TYR
5	A	332	GLU
5	A	334	HIS
5	A	339	THR
5	A	341	GLN
5	A	352	THR
5	A	353	SER
5	A	357	GLN
5	A	358	LEU
5	A	361	ASN
5	A	368	LEU
5	A	369	THR
5	A	375	HIS
5	A	376	MET
5	A	377	TYR
5	A	379	MET
5	A	384	TYR
5	A	387	THR
5	A	391	THR
5	A	392	GLN
5	A	393	LEU
5	A	397	THR
5	A	400	MET
5	A	402	ILE
5	A	405	PHE
5	A	420	ARG
5	A	421	ASP
5	A	422	TYR
5	A	426	THR
5	A	427	ARG
5	A	430	ASP
5	A	433	ASP

Continued on next page...

Continued from previous page...

Mol	Chain	Res	Type
5	A	434	ARG
5	A	438	HIS
5	A	439	ARG
5	A	440	ASP
5	A	446	LEU
5	A	462	ILE
5	A	464	ASN
5	A	466	THR
5	A	477	PHE
5	A	479	ASP
5	A	480	THR
5	A	488	PHE
5	A	490	GLN
5	A	495	THR
5	A	496	HIS
5	A	498	LEU
5	A	520	LEU
5	A	521	VAL
5	A	523	VAL
5	A	529	LEU
5	A	530	LEU
5	A	532	ILE
5	A	536	THR
5	A	539	PHE
5	A	540	LEU
5	A	547	PHE
5	A	548	THR
5	A	553	VAL
5	A	554	LEU
5	A	555	ILE
5	A	557	LEU
5	A	558	LYS
5	A	561	LEU
5	A	568	LEU
5	A	569	ILE
5	A	575	LEU
5	A	577	PHE
5	A	590	CYS
5	A	591	GLN
5	A	600	LEU
5	A	605	MET
5	A	607	ASN

Continued on next page...

Continued from previous page...

Mol	Chain	Res	Type
5	A	613	ILE
5	A	622	SER
5	A	623	ASP
5	A	629	ASN
5	A	630	ASP
5	A	631	GLN
5	A	633	VAL
5	A	637	ILE
5	A	638	THR
5	A	641	ASN
5	A	642	PHE
5	A	644	GLN
5	A	645	SER
5	A	646	SER
5	A	653	LEU
5	A	654	ARG
5	A	660	GLN
5	A	663	GLN
5	A	673	SER
5	A	677	LEU
5	A	684	PHE
5	A	685	VAL
5	A	689	SER
5	A	691	MET
5	A	692	PHE
5	A	697	ARG
5	A	703	LEU
5	A	704	ILE
5	A	707	ILE
5	A	715	LYS
5	A	723	ARG
5	A	726	SER
5	A	728	VAL
5	A	733	VAL
5	A	740	LEU
5	A	745	THR
5	A	754	ILE
6	B	3	LEU
6	B	4	ARG
6	B	5	ILE
6	B	9	SER
6	B	14	GLN

Continued on next page...

Continued from previous page...

Mol	Chain	Res	Type
6	B	15	ASP
6	B	19	ARG
6	B	20	ARG
6	B	25	ILE
6	B	35	ASP
6	B	46	ILE
6	B	50	HIS
6	B	51	PHE
6	B	53	GLN
6	B	67	HIS
6	B	70	TRP
6	B	75	GLU
6	B	83	HIS
6	B	91	ILE
6	B	104	PHE
6	B	110	LEU
6	B	113	VAL
6	B	114	ASN
6	B	121	TYR
6	B	122	GLN
6	B	123	TRP
6	B	124	TRP
6	B	127	ILE
6	B	129	LEU
6	B	130	ARG
6	B	132	ASN
6	B	134	ASP
6	B	136	TYR
6	B	137	THR
6	B	140	ILE
6	B	142	LEU
6	B	144	PHE
6	B	145	LEU
6	B	151	LEU
6	B	154	TRP
6	B	157	LEU
6	B	160	LYS
6	B	161	TRP
6	B	164	SER
6	B	175	LEU
6	B	177	HIS
6	B	178	HIS

Continued on next page...

Continued from previous page...

Mol	Chain	Res	Type
6	B	195	VAL
6	B	203	ARG
6	B	206	TYR
6	B	208	ARG
6	B	210	ASN
6	B	214	ASP
6	B	215	VAL
6	B	216	LEU
6	B	226	LEU
6	B	229	GLN
6	B	231	ASN
6	B	232	LEU
6	B	243	LEU
6	B	246	THR
6	B	248	GLN
6	B	257	ILE
6	B	258	LEU
6	B	262	HIS
6	B	265	THR
6	B	266	GLN
6	B	269	TRP
6	B	270	LEU
6	B	272	ASP
6	B	278	LEU
6	B	285	LEU
6	B	292	ARG
6	B	294	ASN
6	B	295	PHE
6	B	297	ILE
6	B	299	HIS
6	B	300	SER
6	B	301	ILE
6	B	306	GLU
6	B	309	ILE
6	B	315	LEU
6	B	317	ARG
6	B	325	THR
6	B	326	ILE
6	B	330	ILE
6	B	332	PHE
6	B	352	MET
6	B	353	TYR

Continued on next page...

Continued from previous page...

Mol	Chain	Res	Type
6	B	361	ILE
6	B	363	GLN
6	B	364	ASP
6	B	365	PHE
6	B	374	HIS
6	B	382	ILE
6	B	384	THR
6	B	393	PHE
6	B	396	ARG
6	B	403	ASN
6	B	405	ASP
6	B	406	ASN
6	B	407	VAL
6	B	410	ARG
6	B	412	LEU
6	B	418	ILE
6	B	419	ILE
6	B	420	SER
6	B	422	LEU
6	B	423	SER
6	B	427	LEU
6	B	428	PHE
6	B	431	PHE
6	B	436	LEU
6	B	437	TYR
6	B	438	VAL
6	B	440	ASN
6	B	443	MET
6	B	446	PHE
6	B	448	THR
6	B	452	GLN
6	B	454	LEU
6	B	457	PRO
6	B	458	ILE
6	B	461	GLN
6	B	471	THR
6	B	472	TYR
6	B	478	LEU
6	B	481	THR
6	B	486	LEU
6	B	492	ILE
6	B	494	LEU

Continued on next page...

Continued from previous page...

Mol	Chain	Res	Type
6	B	501	ILE
6	B	502	ASN
6	B	504	ASN
6	B	508	LEU
6	B	509	PHE
6	B	510	LEU
6	B	512	ILE
6	B	516	ASP
6	B	521	HIS
6	B	525	LEU
6	B	527	LEU
6	B	528	HIS
6	B	532	LEU
6	B	533	ILE
6	B	542	ARG
6	B	544	SER
6	B	545	LYS
6	B	551	LYS
6	B	555	TYR
6	B	564	ARG
6	B	569	ASP
6	B	577	TYR
6	B	578	LEU
6	B	583	MET
6	B	584	LEU
6	B	587	ILE
6	B	592	PHE
6	B	594	TRP
6	B	596	TRP
6	B	601	LEU
6	B	603	ARG
6	B	605	ASN
6	B	606	VAL
6	B	607	SER
6	B	608	GLN
6	B	611	GLU
6	B	615	TYR
6	B	616	LEU
6	B	617	MET
6	B	622	ASP
6	B	629	SER
6	B	631	LEU

Continued on next page...

Continued from previous page...

Mol	Chain	Res	Type
6	B	633	ASN
6	B	638	LEU
6	B	640	CYS
6	B	643	LEU
6	B	645	VAL
6	B	649	MET
6	B	651	LEU
6	B	662	MET
6	B	664	LEU
6	B	670	TYR
6	B	672	GLN
6	B	674	LEU
6	B	676	GLU
6	B	677	THR
6	B	682	HIS
6	B	685	THR
6	B	689	ASN
6	B	690	LEU
6	B	692	ARG
6	B	702	ILE
6	B	703	VAL
6	B	712	HIS
6	B	715	VAL
6	B	718	ILE
6	B	719	PHE
6	B	725	LEU
6	B	732	LYS
6	B	733	PHE
7	C	7	ILE
7	C	10	THR
7	C	12	ILE
7	C	15	THR
7	C	16	GLN
7	C	18	VAL
7	C	23	THR
7	C	24	ASP
7	C	28	MET
7	C	35	LYS
7	C	37	LYS
7	C	38	GLN
7	C	45	THR
7	C	48	CYS

Continued on next page...

Continued from previous page...

Mol	Chain	Res	Type
7	C	52	LYS
7	C	54	CYS
7	C	59	PRO
7	C	62	PHE
7	C	63	LEU
7	C	66	ARG
7	C	67	VAL
7	C	68	TYR
7	C	69	LEU
7	C	70	TRP
7	C	73	THR
7	C	74	THR
7	C	77	MET
7	C	79	LEU
7	C	81	TYR
8	D	26	SER
8	D	27	PRO
8	D	28	ILE
8	D	41	GLN
8	D	44	GLU
8	D	46	TYR
8	D	47	VAL
8	D	49	THR
8	D	50	TRP
8	D	57	ILE
8	D	58	PHE
8	D	69	ARG
8	D	70	GLU
8	D	73	ASN
8	D	75	LEU
8	D	79	ARG
8	D	81	GLU
8	D	82	GLN
8	D	83	CYS
8	D	86	LEU
8	D	89	ARG
8	D	90	LEU
8	D	92	SER
8	D	95	LYS
8	D	98	TYR
8	D	104	PHE
8	D	111	TYR

Continued on next page...

Continued from previous page...

Mol	Chain	Res	Type
8	D	116	ASP
8	D	121	GLU
8	D	122	LYS
8	D	127	ARG
8	D	128	GLN
8	D	135	ARG
8	D	137	ILE
8	D	144	ILE
8	D	151	LYS
9	E	32	ARG
9	E	35	LYS
9	E	36	VAL
9	E	39	LEU
9	E	40	ARG
9	E	42	GLU
9	E	45	TRP
9	E	47	LYS
9	E	48	ASN
9	E	55	VAL
9	E	56	ASP
9	E	58	ASP
9	E	61	THR
9	E	68	ARG
9	E	73	ASN
9	E	76	ASN
9	E	79	THR
9	E	90	VAL
10	F	8	CYS
10	F	9	LYS
10	F	12	LYS
10	F	13	GLN
10	F	14	PHE
10	F	17	ARG
10	F	18	GLU
10	F	20	GLN
10	F	24	LYS
10	F	25	LEU
10	F	26	GLN
10	F	28	SER
10	F	29	LEU
10	F	31	LEU
10	F	43	LYS

Continued on next page...

Continued from previous page...

Mol	Chain	Res	Type
10	F	48	LYS
10	F	51	LYS
10	F	52	ARG
10	F	53	PHE
10	F	61	LEU
10	F	71	LEU
10	F	77	GLN
10	F	78	ARG
10	F	79	HIS
10	F	83	PHE
10	F	91	LEU
10	F	92	TYR
10	F	96	TRP
10	F	100	VAL
10	F	104	TYR
10	F	106	ILE
10	F	108	ILE
10	F	110	ASP
10	F	111	GLU
10	F	115	THR
10	F	116	GLN
10	F	119	ILE
10	F	123	VAL
10	F	135	SER
10	F	136	TRP
10	F	138	VAL
10	F	141	TYR
10	F	142	ARG
10	F	143	GLU
10	F	146	ASN
10	F	153	ASN
10	F	154	PHE
11	G	7	VAL
11	G	12	THR
11	G	17	PHE
11	G	18	LEU
11	G	22	VAL
11	G	24	PHE
11	G	28	ARG
11	G	30	ASN
11	G	31	MET
11	G	33	LYS

Continued on next page...

Continued from previous page...

Mol	Chain	Res	Type
11	G	38	GLN
11	G	39	ASN
11	G	41	MET
11	G	43	HIS
11	G	45	GLU
11	G	48	ASP
11	G	49	THR
11	G	50	ARG
11	G	55	VAL
11	G	58	LEU
11	G	62	ASP
11	G	71	VAL
11	G	83	TYR
11	G	88	THR
11	G	91	ASN
11	G	97	PHE
12	H	14	ILE
12	H	17	THR
12	H	21	TRP
12	H	24	TYR
12	H	32	TYR
12	H	33	ASN
12	H	35	LEU
12	H	36	GLN
12	H	41	GLU
12	H	42	THR
12	H	43	PHE
12	H	47	PHE
12	H	48	THR
12	H	49	LYS
12	H	52	LEU
12	H	53	LEU
12	H	54	LEU
12	H	55	LYS
12	H	56	PHE
12	H	57	LEU
12	H	59	LEU
12	H	64	LEU
12	H	66	THR
12	H	67	TYR
12	H	69	SER
12	H	75	ASP

Continued on next page...

Continued from previous page...

Mol	Chain	Res	Type
12	H	77	LEU
13	I	7	LEU
13	I	9	VAL
13	I	11	LEU
13	I	26	LEU
14	J	2	ARG
14	J	3	ASP
14	J	4	PHE
14	J	9	SER
14	J	13	VAL
14	J	14	LEU
14	J	16	THR
14	J	19	PHE
14	J	35	ASP
14	J	37	LEU
14	J	41	PHE
15	K	3	ILE
15	K	18	MET
15	K	19	LEU
15	K	20	PHE
15	K	23	ARG
15	K	26	LEU
15	K	32	ARG
15	K	33	LYS
15	K	39	LYS
15	K	40	LEU
15	K	43	ARG
15	K	44	GLU
15	K	52	PRO
15	K	55	PHE
15	K	68	HIS
15	K	69	ILE
15	K	72	VAL
15	K	84	LEU
16	L	5	LYS
16	L	8	TYR
16	L	9	GLN
16	L	10	VAL
16	L	14	LEU
16	L	15	ASN
16	L	20	ILE
16	L	32	LEU

Continued on next page...

Continued from previous page...

Mol	Chain	Res	Type
16	L	40	LEU
16	L	44	ARG
16	L	52	ARG
16	L	54	VAL
16	L	58	LEU
16	L	63	LEU
16	L	68	PHE
16	L	74	LEU
16	L	76	ASN
16	L	77	THR
16	L	79	TYR
16	L	94	ILE
16	L	97	MET
16	L	107	PHE
16	L	108	LYS
16	L	111	GLU
16	L	118	LEU
16	L	120	LEU
16	L	123	ARG
16	L	124	LYS
16	L	134	ASP
16	L	136	TRP
16	L	140	THR
16	L	145	PHE
16	L	149	SER
16	L	152	THR
16	L	158	MET
16	L	163	LEU
16	L	165	TYR
17	N	3	ILE
17	N	4	GLU
17	N	6	TYR
17	N	10	SER
17	N	11	LYS
17	N	16	LEU
17	N	25	THR
17	N	28	ASN
17	N	29	PHE
17	N	33	TYR
17	N	37	PHE
17	N	39	SER
17	N	46	PHE

Continued on next page...

Continued from previous page...

Mol	Chain	Res	Type
17	N	49	CYS
17	N	50	GLN
17	N	52	LEU
17	N	54	LYS
17	N	55	GLN
17	N	57	LYS
17	N	58	VAL
17	N	60	PHE
17	N	61	LEU
17	N	65	LEU
17	N	66	ASP
17	N	67	LEU
17	N	68	GLU
17	N	75	TYR
17	N	79	SER
17	N	80	ASN
17	N	81	VAL
17	N	83	TRP

Sometimes sidechains can be flipped to improve hydrogen bonding and reduce clashes. All (103) such sidechains are listed below:

Mol	Chain	Res	Type
1	1	46	HIS
1	1	111	GLN
1	1	150	ASN
2	2	44	ASN
2	2	115	ASN
2	2	128	ASN
2	2	181	HIS
2	2	191	ASN
3	3	105	ASN
3	3	126	HIS
3	3	165	ASN
4	4	71	ASN
4	4	139	ASN
4	4	169	GLN
4	4	180	ASN
5	A	58	HIS
5	A	99	HIS
5	A	121	GLN
5	A	129	GLN
5	A	144	GLN

Continued on next page...

Continued from previous page...

Mol	Chain	Res	Type
5	A	187	HIS
5	A	197	GLN
5	A	224	HIS
5	A	230	ASN
5	A	231	GLN
5	A	361	ASN
5	A	398	HIS
5	A	447	ASN
5	A	464	ASN
5	A	490	GLN
5	A	542	HIS
5	A	545	HIS
5	A	591	GLN
5	A	607	ASN
5	A	629	ASN
5	A	631	GLN
5	A	636	HIS
5	A	641	ASN
5	A	660	GLN
5	A	683	HIS
5	A	701	GLN
5	A	711	HIS
5	A	729	GLN
6	B	14	GLN
6	B	34	HIS
6	B	50	HIS
6	B	67	HIS
6	B	71	GLN
6	B	95	HIS
6	B	122	GLN
6	B	158	GLN
6	B	178	HIS
6	B	193	HIS
6	B	266	GLN
6	B	276	HIS
6	B	277	HIS
6	B	328	ASN
6	B	333	GLN
6	B	375	HIS
6	B	403	ASN
6	B	432	HIS
6	B	461	GLN

Continued on next page...

Continued from previous page...

Mol	Chain	Res	Type
6	B	502	ASN
6	B	504	ASN
6	B	506	ASN
6	B	521	HIS
6	B	528	HIS
6	B	595	HIS
6	B	605	ASN
6	B	608	GLN
6	B	610	ASN
6	B	630	GLN
6	B	633	ASN
6	B	641	ASN
6	B	672	GLN
6	B	712	HIS
7	C	71	HIS
8	D	56	GLN
8	D	73	ASN
8	D	82	GLN
8	D	128	GLN
8	D	133	ASN
9	E	48	ASN
9	E	73	ASN
10	F	116	GLN
10	F	146	ASN
10	F	152	ASN
10	F	153	ASN
11	G	61	ASN
11	G	67	ASN
12	H	16	ASN
12	H	33	ASN
12	H	36	GLN
12	H	71	ASN
14	J	30	ASN
15	K	80	ASN
16	L	12	GLN
16	L	15	ASN
16	L	39	ASN
16	L	48	ASN
16	L	131	GLN
17	N	45	ASN
17	N	55	GLN

5.3.3 RNA [i](#)

There are no RNA molecules in this entry.

5.4 Non-standard residues in protein, DNA, RNA chains [i](#)

There are no non-standard protein/DNA/RNA residues in this entry.

5.5 Carbohydrates [i](#)

26 monosaccharides are modelled in this entry.

In the following table, the Counts columns list the number of bonds (or angles) for which Mogul statistics could be retrieved, the number of bonds (or angles) that are observed in the model and the number of bonds (or angles) that are defined in the Chemical Component Dictionary. The Link column lists molecule types, if any, to which the group is linked. The Z score for a bond length (or angle) is the number of standard deviations the observed value is removed from the expected value. A bond length (or angle) with $|Z| > 2$ is considered an outlier worth inspection. RMSZ is the root-mean-square of all Z scores of the bond lengths (or angles).

Mol	Type	Chain	Res	Link	Bond lengths			Bond angles		
					Counts	RMSZ	# Z > 2	Counts	RMSZ	# Z > 2
19	GLC	M	1	19	11,11,12	0.53	0	15,15,17	2.21	2 (13%)
19	FRU	M	2	19	11,12,12	0.66	0	10,18,18	0.75	0
19	GLC	O	1	19	10,10,12	0.91	0	14,14,17	2.18	3 (21%)
19	FRU	O	2	19	11,12,12	0.60	0	10,18,18	1.14	1 (10%)
19	GLC	P	1	19	11,11,12	0.51	0	15,15,17	1.67	4 (26%)
19	FRU	P	2	19	11,12,12	0.71	0	10,18,18	1.21	2 (20%)
19	GLC	Q	1	19	11,11,12	0.58	0	15,15,17	2.28	5 (33%)
19	FRU	Q	2	19	11,12,12	0.72	0	10,18,18	1.21	1 (10%)
19	GLC	S	1	19	11,11,12	0.61	0	15,15,17	0.96	0
19	FRU	S	2	19	11,12,12	0.81	0	10,18,18	1.49	2 (20%)
19	GLC	T	1	19	11,11,12	0.50	0	15,15,17	0.76	1 (6%)
19	FRU	T	2	19	11,12,12	0.64	0	10,18,18	1.25	1 (10%)
19	GLC	U	1	19	11,11,12	0.64	0	15,15,17	2.54	4 (26%)
19	FRU	U	2	19	11,12,12	0.67	0	10,18,18	1.37	2 (20%)
19	GLC	V	1	19	11,11,12	0.55	0	15,15,17	1.80	4 (26%)
19	FRU	V	2	19	11,12,12	0.70	0	10,18,18	1.23	1 (10%)
19	GLC	W	1	19	11,11,12	0.57	0	15,15,17	0.91	0
19	FRU	W	2	19	11,12,12	0.49	0	10,18,18	1.18	0
19	GLC	X	1	19	10,10,12	0.90	0	14,14,17	1.88	5 (35%)

Mol	Type	Chain	Res	Link	Bond lengths			Bond angles		
					Counts	RMSZ	# Z > 2	Counts	RMSZ	# Z > 2
19	FRU	X	2	19	11,12,12	0.54	0	10,18,18	0.61	0
19	GLC	Y	1	19	11,11,12	1.64	3 (27%)	15,15,17	2.37	6 (40%)
19	FRU	Y	2	19	11,12,12	1.38	1 (9%)	10,18,18	1.45	2 (20%)
19	GLC	Z	1	19	11,11,12	0.41	0	15,15,17	0.98	1 (6%)
19	FRU	Z	2	19	11,12,12	0.66	0	10,18,18	1.11	0
19	GLC	a	1	19	11,11,12	0.76	0	15,15,17	1.32	1 (6%)
19	FRU	a	2	19	11,12,12	0.44	0	10,18,18	1.09	0

In the following table, the Chirals column lists the number of chiral outliers, the number of chiral centers analysed, the number of these observed in the model and the number defined in the Chemical Component Dictionary. Similar counts are reported in the Torsion and Rings columns. '-' means no outliers of that kind were identified.

Mol	Type	Chain	Res	Link	Chirals	Torsions	Rings
19	GLC	M	1	19	-	2/2/19/22	0/1/1/1
19	FRU	M	2	19	1/1/4/4	1/5/24/24	0/1/1/1
19	GLC	O	1	19	-	-	0/1/1/1
19	FRU	O	2	19	1/1/4/4	0/5/24/24	0/1/1/1
19	GLC	P	1	19	-	0/2/19/22	0/1/1/1
19	FRU	P	2	19	1/1/4/4	2/5/24/24	0/1/1/1
19	GLC	Q	1	19	-	2/2/19/22	0/1/1/1
19	FRU	Q	2	19	1/1/4/4	5/5/24/24	0/1/1/1
19	GLC	S	1	19	-	2/2/19/22	0/1/1/1
19	FRU	S	2	19	1/1/4/4	1/5/24/24	0/1/1/1
19	GLC	T	1	19	-	2/2/19/22	0/1/1/1
19	FRU	T	2	19	1/1/4/4	1/5/24/24	0/1/1/1
19	GLC	U	1	19	-	1/2/19/22	0/1/1/1
19	FRU	U	2	19	1/1/4/4	0/5/24/24	0/1/1/1
19	GLC	V	1	19	-	2/2/19/22	0/1/1/1
19	FRU	V	2	19	1/1/4/4	3/5/24/24	0/1/1/1
19	GLC	W	1	19	-	2/2/19/22	0/1/1/1
19	FRU	W	2	19	1/1/4/4	3/5/24/24	0/1/1/1
19	GLC	X	1	19	-	-	0/1/1/1
19	FRU	X	2	19	1/1/4/4	5/5/24/24	0/1/1/1
19	GLC	Y	1	19	-	0/2/19/22	0/1/1/1
19	FRU	Y	2	19	1/1/4/4	3/5/24/24	0/1/1/1
19	GLC	Z	1	19	-	1/2/19/22	0/1/1/1
19	FRU	Z	2	19	1/1/4/4	0/5/24/24	0/1/1/1
19	GLC	a	1	19	-	0/2/19/22	0/1/1/1

Continued on next page...

Continued from previous page...

Mol	Type	Chain	Res	Link	Chirals	Torsions	Rings
19	FRU	a	2	19	1/1/4/4	4/5/24/24	0/1/1/1

All (4) bond length outliers are listed below:

Mol	Chain	Res	Type	Atoms	Z	Observed(Å)	Ideal(Å)
19	Y	2	FRU	O2-C2	4.23	1.48	1.40
19	Y	1	GLC	C1-C2	3.20	1.59	1.52
19	Y	1	GLC	C2-C3	2.89	1.56	1.52
19	Y	1	GLC	O2-C2	2.28	1.48	1.43

All (48) bond angle outliers are listed below:

Mol	Chain	Res	Type	Atoms	Z	Observed(°)	Ideal(°)
19	M	1	GLC	C1-O5-C5	7.93	122.82	112.19
19	U	1	GLC	C1-O5-C5	7.81	122.65	112.19
19	O	1	GLC	C1-C2-C3	6.00	118.38	109.64
19	Y	1	GLC	C6-C5-C4	5.70	127.01	113.02
19	V	1	GLC	C1-O5-C5	4.79	118.61	112.19
19	Q	1	GLC	C1-O5-C5	4.70	118.48	112.19
19	Q	1	GLC	C3-C4-C5	-4.35	102.34	110.23
19	X	1	GLC	C1-C2-C3	-3.88	104.00	109.64
19	a	1	GLC	C1-C2-C3	-3.72	104.23	109.64
19	Q	1	GLC	C2-C3-C4	-3.58	104.57	110.86
19	Q	1	GLC	O3-C3-C2	3.39	116.97	110.05
19	X	1	GLC	C3-C4-C5	3.37	114.93	109.81
19	U	1	GLC	C2-C3-C4	-3.28	105.09	110.86
19	Y	1	GLC	O5-C5-C4	-3.26	102.89	110.83
19	S	2	FRU	O1-C1-C2	-3.20	104.60	111.67
19	P	1	GLC	C2-C3-C4	-3.12	105.37	110.86
19	U	1	GLC	O5-C5-C6	3.02	113.54	107.66
19	Y	1	GLC	C1-O5-C5	-3.00	108.16	112.19
19	V	1	GLC	O5-C5-C6	2.98	113.47	107.66
19	Y	2	FRU	C6-C5-C4	-2.91	108.23	115.10
19	O	1	GLC	O2-C2-C3	-2.83	104.28	110.15
19	Y	1	GLC	O5-C5-C6	2.81	113.12	107.66
19	O	2	FRU	O4-C4-C3	-2.80	103.75	112.16
19	U	1	GLC	C3-C4-C5	-2.74	105.27	110.23
19	Y	1	GLC	O2-C2-C1	2.69	115.37	109.22
19	Y	2	FRU	O2-C2-O5	2.68	114.47	109.33
19	T	2	FRU	C6-C5-C4	-2.62	108.91	115.10
19	P	1	GLC	O3-C3-C4	2.59	116.49	110.38
19	Y	1	GLC	O5-C1-C2	-2.58	104.63	110.79

Continued on next page...

Continued from previous page...

Mol	Chain	Res	Type	Atoms	Z	Observed(°)	Ideal(°)
19	X	1	GLC	C6-C5-C4	-2.57	108.38	113.08
19	S	2	FRU	O2-C2-O5	-2.55	104.43	109.33
19	U	2	FRU	O5-C5-C6	2.51	115.73	108.89
19	Q	2	FRU	O2-C2-O5	2.48	114.09	109.33
19	O	1	GLC	O5-C5-C4	-2.48	105.09	109.55
19	X	1	GLC	C1-O5-C5	-2.43	107.23	112.97
19	V	1	GLC	C6-C5-C4	-2.41	107.10	113.02
19	Z	1	GLC	C1-O5-C5	2.39	115.39	112.19
19	P	1	GLC	C1-C2-C3	-2.38	106.18	109.64
19	P	2	FRU	O1-C1-C2	-2.38	106.42	111.67
19	X	1	GLC	O5-C1-C2	-2.28	105.35	110.79
19	U	2	FRU	O3-C3-C4	-2.24	105.34	113.25
19	M	1	GLC	O5-C5-C4	2.23	116.24	110.83
19	Q	1	GLC	O5-C1-C2	2.19	116.01	110.79
19	V	2	FRU	O4-C4-C5	-2.17	104.84	111.08
19	V	1	GLC	C1-C2-C3	2.15	112.77	109.64
19	P	2	FRU	O2-C2-O5	2.12	113.39	109.33
19	T	1	GLC	C1-O5-C5	2.10	115.01	112.19
19	P	1	GLC	C1-O5-C5	2.01	114.89	112.19

All (13) chirality outliers are listed below:

Mol	Chain	Res	Type	Atom
19	M	2	FRU	C2
19	O	2	FRU	C2
19	P	2	FRU	C2
19	Q	2	FRU	C2
19	S	2	FRU	C2
19	T	2	FRU	C2
19	U	2	FRU	C2
19	V	2	FRU	C2
19	W	2	FRU	C2
19	X	2	FRU	C2
19	Y	2	FRU	C2
19	Z	2	FRU	C2
19	a	2	FRU	C2

All (42) torsion outliers are listed below:

Mol	Chain	Res	Type	Atoms
19	P	2	FRU	C4-C5-C6-O6
19	P	2	FRU	O5-C5-C6-O6

Continued on next page...

Continued from previous page...

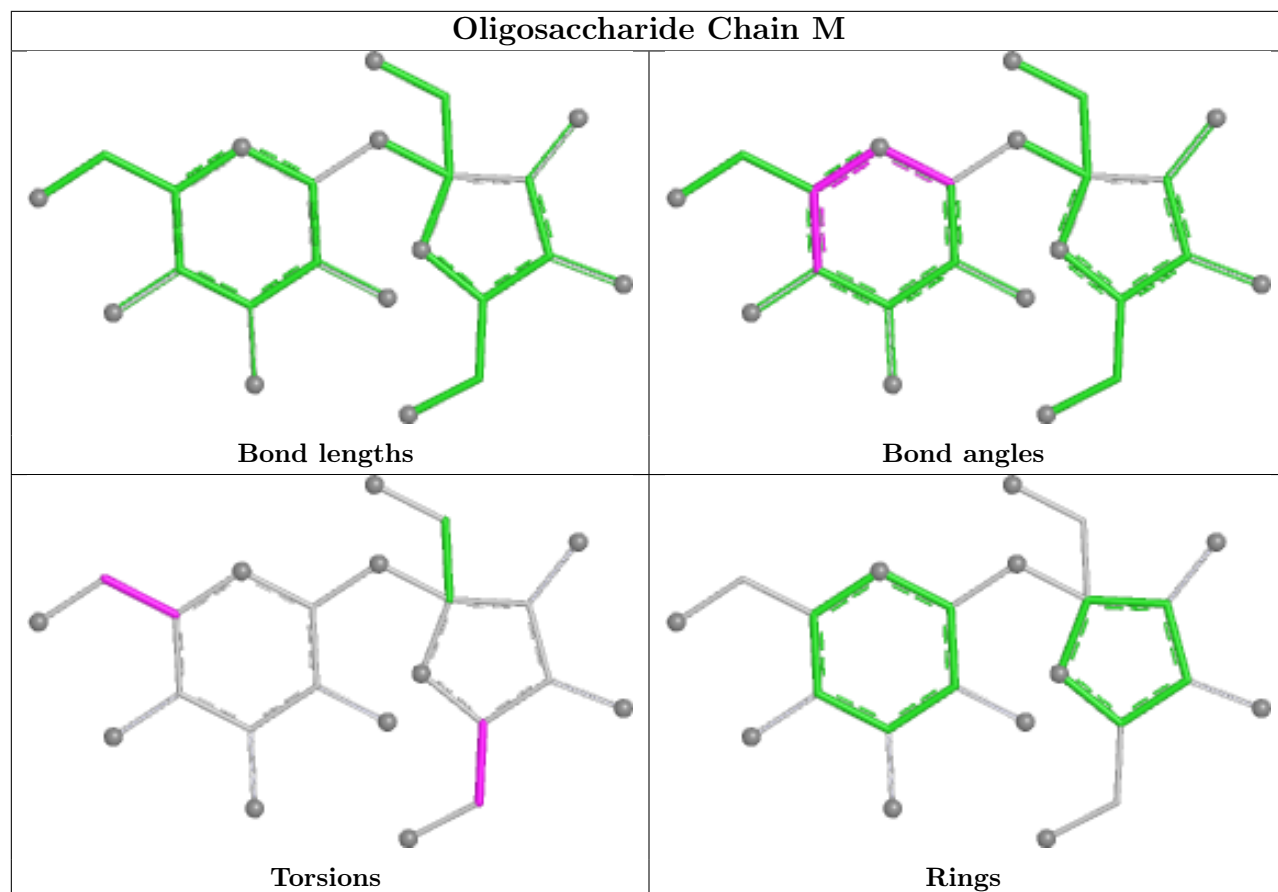
Mol	Chain	Res	Type	Atoms
19	Q	2	FRU	O1-C1-C2-C3
19	Q	2	FRU	O1-C1-C2-O2
19	V	2	FRU	O1-C1-C2-C3
19	V	2	FRU	O1-C1-C2-O2
19	V	2	FRU	O1-C1-C2-O5
19	W	2	FRU	O1-C1-C2-C3
19	W	2	FRU	O1-C1-C2-O2
19	W	2	FRU	O1-C1-C2-O5
19	X	2	FRU	O1-C1-C2-C3
19	X	2	FRU	O1-C1-C2-O2
19	X	2	FRU	O1-C1-C2-O5
19	Y	2	FRU	C4-C5-C6-O6
19	Q	2	FRU	O5-C5-C6-O6
19	V	1	GLC	C4-C5-C6-O6
19	Q	2	FRU	C4-C5-C6-O6
19	X	2	FRU	C4-C5-C6-O6
19	Y	2	FRU	O5-C5-C6-O6
19	W	1	GLC	C4-C5-C6-O6
19	X	2	FRU	O5-C5-C6-O6
19	S	1	GLC	O5-C5-C6-O6
19	V	1	GLC	O5-C5-C6-O6
19	W	1	GLC	O5-C5-C6-O6
19	Q	1	GLC	C4-C5-C6-O6
19	S	1	GLC	C4-C5-C6-O6
19	Q	2	FRU	O1-C1-C2-O5
19	T	1	GLC	C4-C5-C6-O6
19	Q	1	GLC	O5-C5-C6-O6
19	T	1	GLC	O5-C5-C6-O6
19	a	2	FRU	O1-C1-C2-O5
19	U	1	GLC	O5-C5-C6-O6
19	Z	1	GLC	O5-C5-C6-O6
19	T	2	FRU	O1-C1-C2-O5
19	M	1	GLC	O5-C5-C6-O6
19	M	2	FRU	O5-C5-C6-O6
19	a	2	FRU	O1-C1-C2-C3
19	a	2	FRU	O5-C5-C6-O6
19	Y	2	FRU	O1-C1-C2-C3
19	a	2	FRU	O1-C1-C2-O2
19	M	1	GLC	C4-C5-C6-O6
19	S	2	FRU	O1-C1-C2-C3

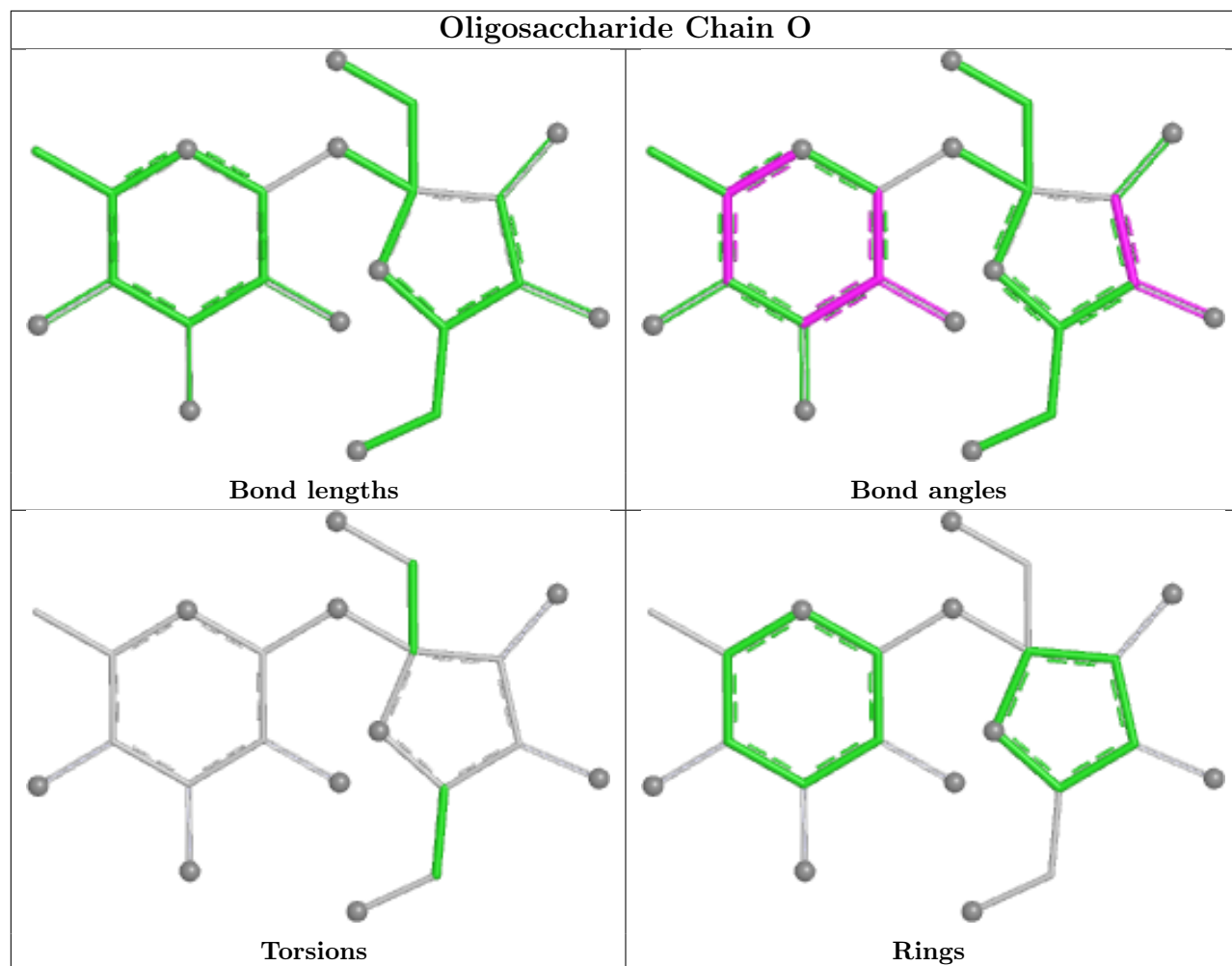
There are no ring outliers.

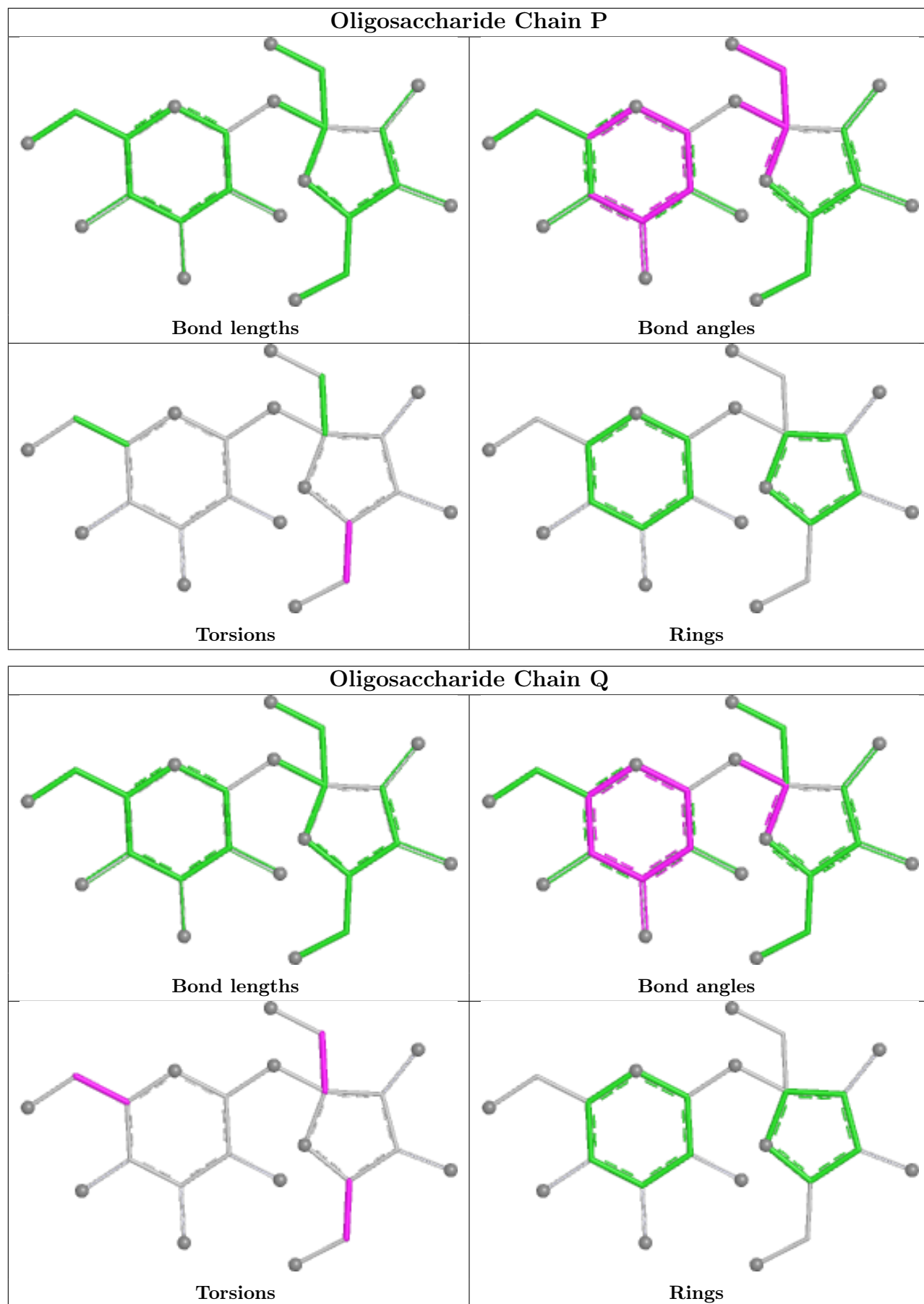
21 monomers are involved in 97 short contacts:

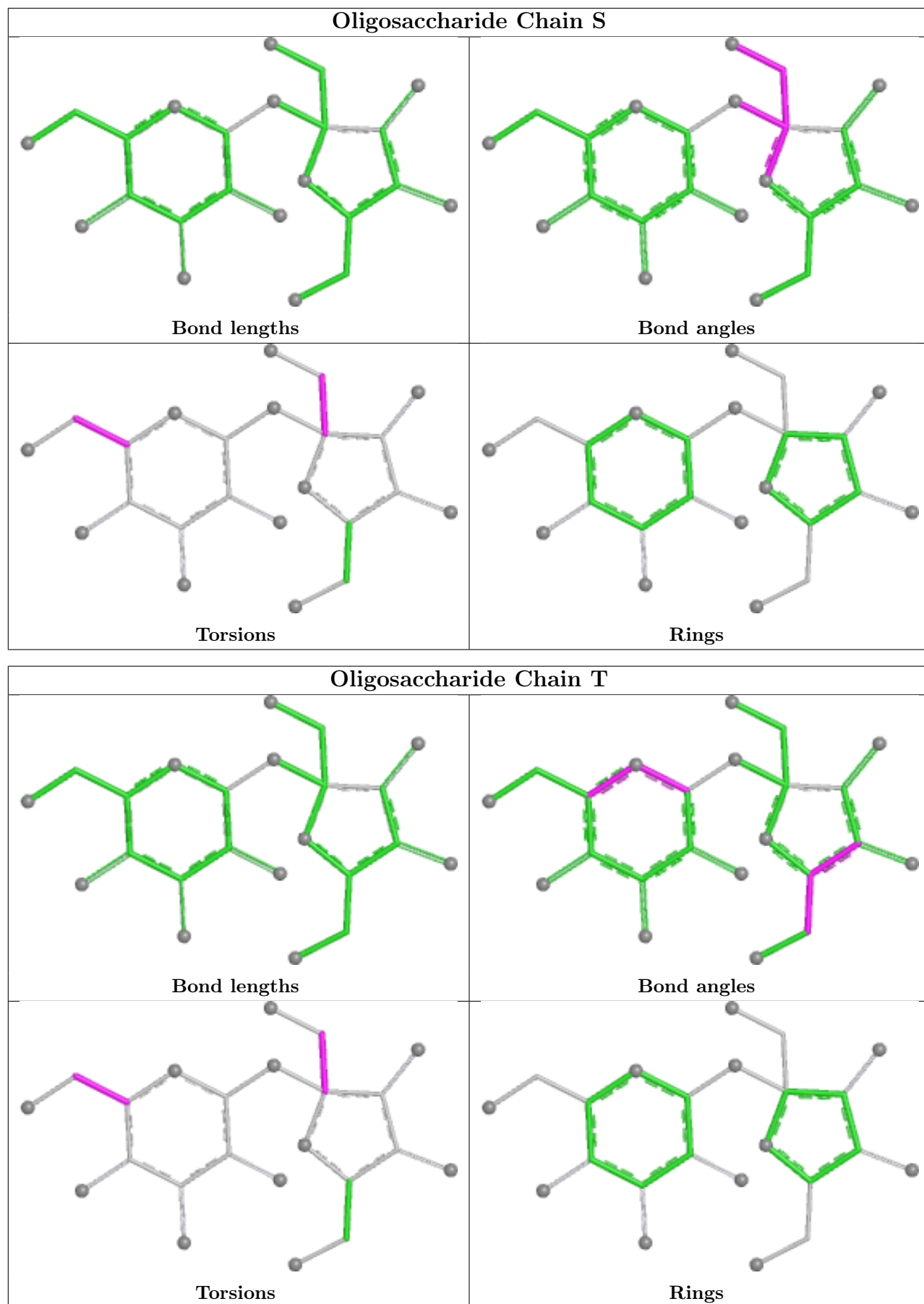
Mol	Chain	Res	Type	Clashes	Symm-Clashes
19	V	2	FRU	4	0
19	P	1	GLC	8	0
19	S	2	FRU	1	0
19	Z	1	GLC	1	0
19	Z	2	FRU	13	0
19	Q	2	FRU	6	0
19	X	1	GLC	3	0
19	O	1	GLC	10	0
19	O	2	FRU	3	0
19	X	2	FRU	3	0
19	T	2	FRU	3	0
19	Y	1	GLC	0	22
19	Y	2	FRU	1	19
19	Q	1	GLC	3	0
19	W	1	GLC	3	0
19	W	2	FRU	3	0
19	U	1	GLC	1	0
19	P	2	FRU	9	0
19	U	2	FRU	1	0
19	T	1	GLC	3	0
19	V	1	GLC	3	0

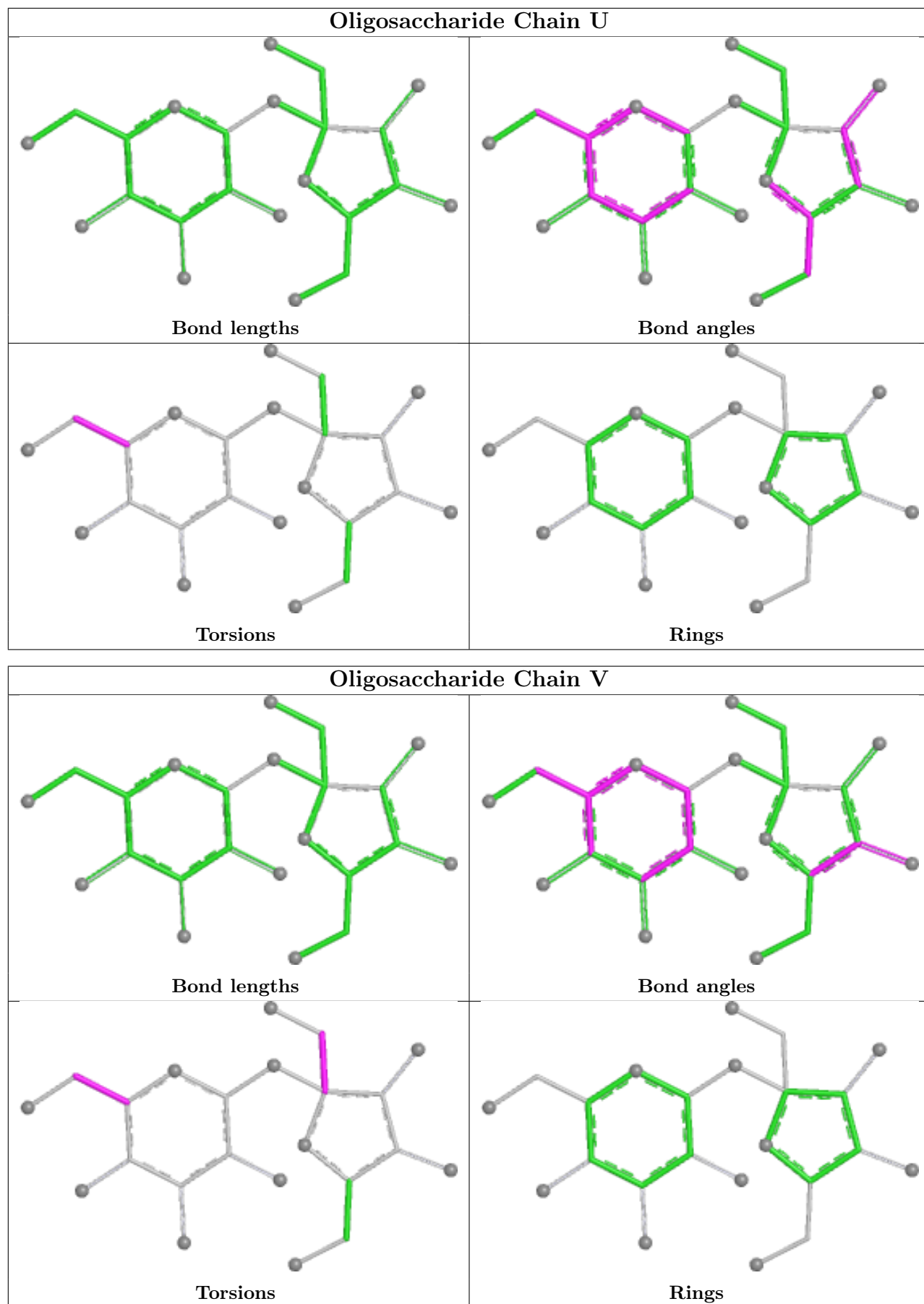
The following is a two-dimensional graphical depiction of Mogul quality analysis of bond lengths, bond angles, torsion angles, and ring geometry for oligosaccharide.

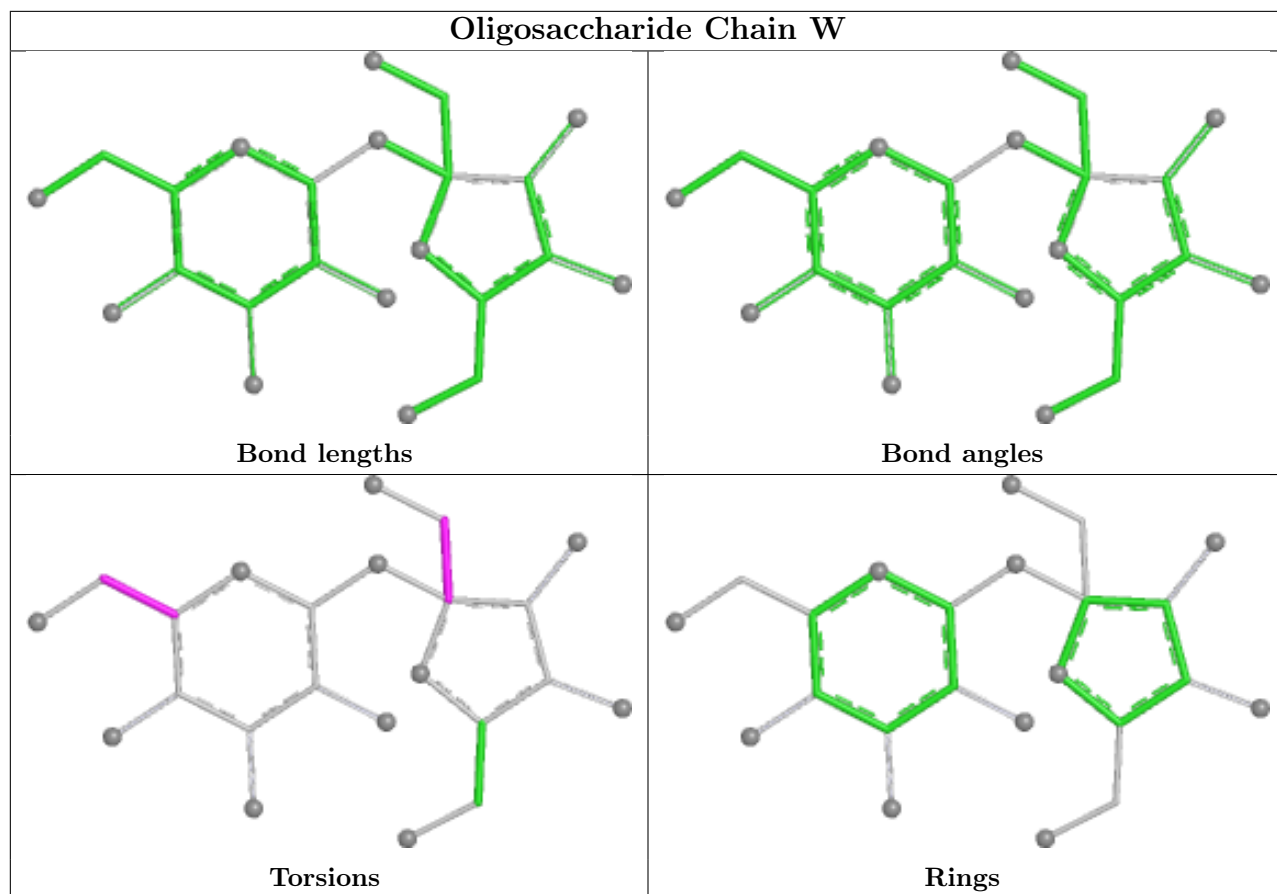


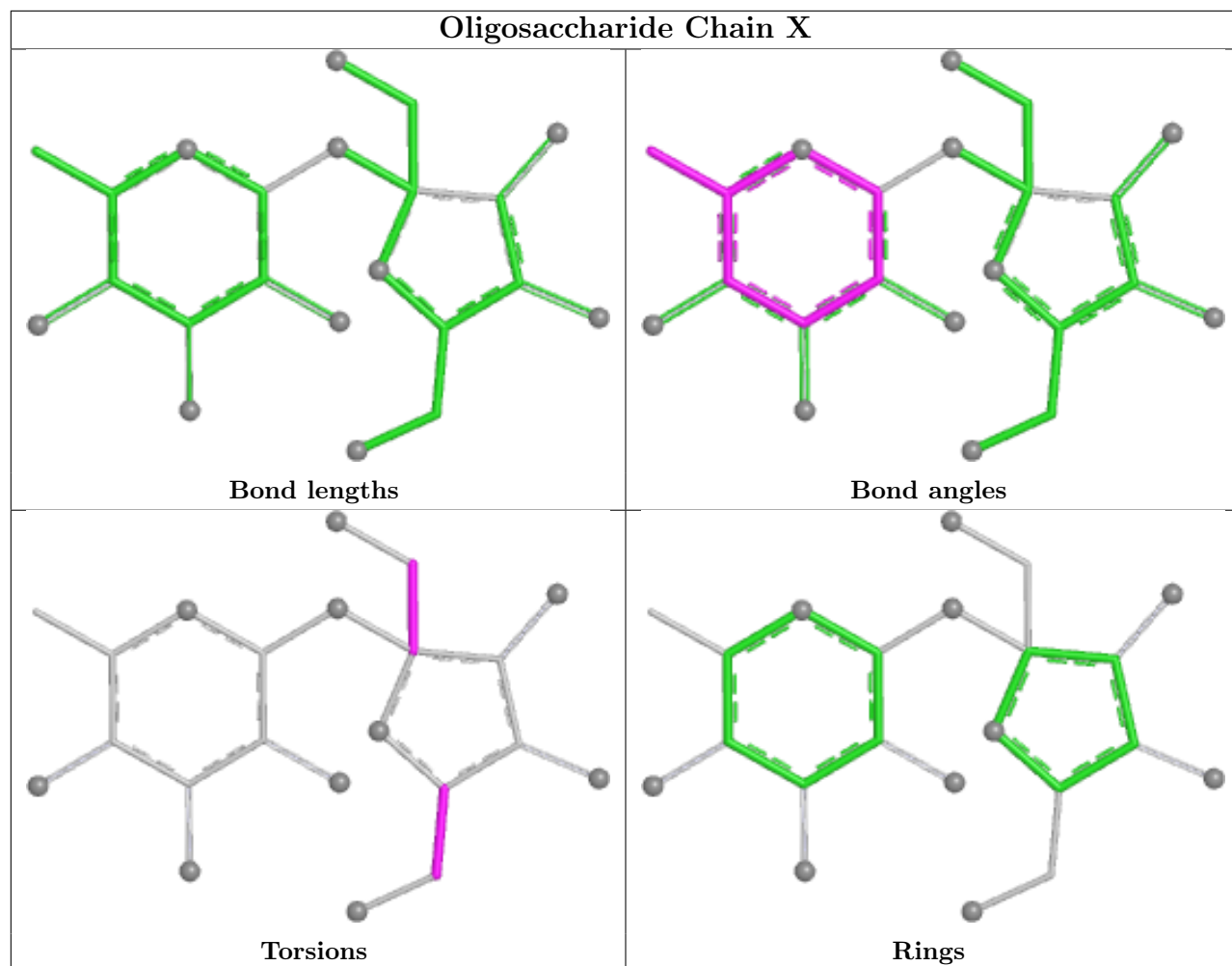


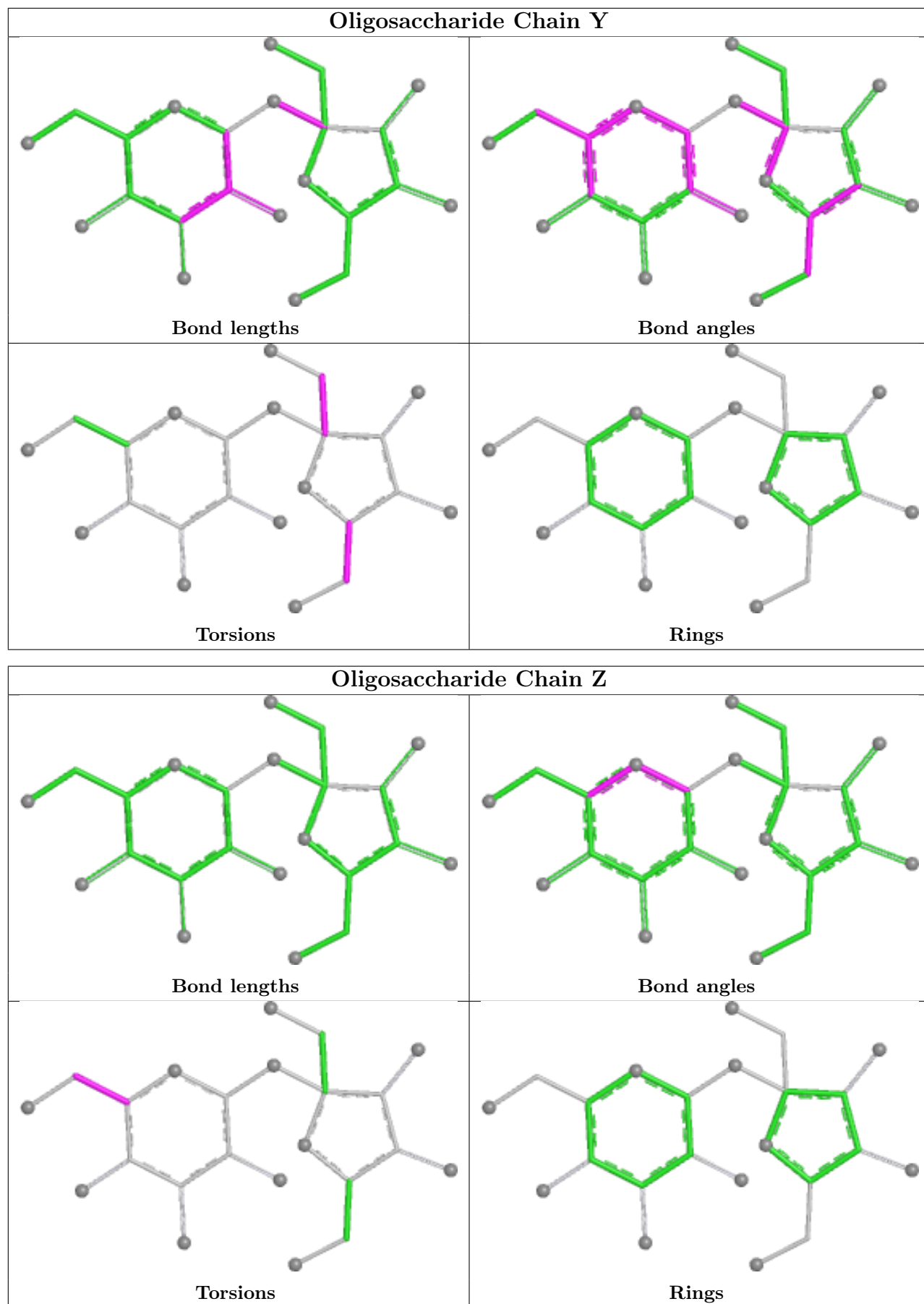


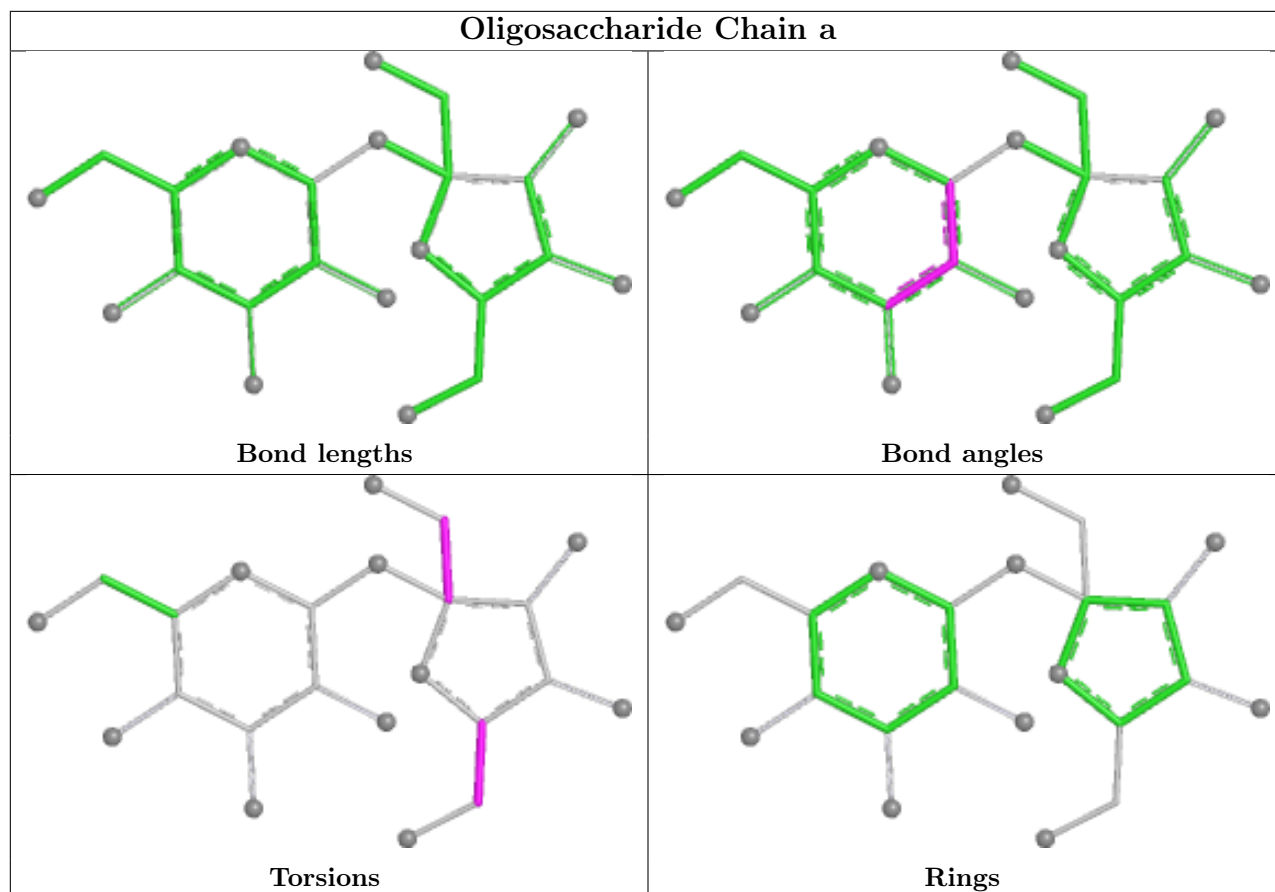












5.6 Ligand geometry [i](#)

Of 244 ligands modelled in this entry, 1 is unknown - leaving 243 for Mogul analysis.

In the following table, the Counts columns list the number of bonds (or angles) for which Mogul statistics could be retrieved, the number of bonds (or angles) that are observed in the model and the number of bonds (or angles) that are defined in the Chemical Component Dictionary. The Link column lists molecule types, if any, to which the group is linked. The Z score for a bond length (or angle) is the number of standard deviations the observed value is removed from the expected value. A bond length (or angle) with $|Z| > 2$ is considered an outlier worth inspection. RMSZ is the root-mean-square of all Z scores of the bond lengths (or angles).

Mol	Type	Chain	Res	Link	Bond lengths			Bond angles		
					Counts	RMSZ	$\# Z > 2$	Counts	RMSZ	$\# Z > 2$
20	CLA	B	828	-	63,73,73	2.12	12 (19%)	74,113,113	2.47	22 (29%)
22	BCR	F	204	-	41,41,41	1.85	5 (12%)	56,56,56	5.90	23 (41%)
20	CLA	3	303	-	33,44,73	2.98	10 (30%)	46,78,113	3.44	20 (43%)
20	CLA	4	308	-	25,32,73	2.19	10 (40%)	27,54,113	3.17	16 (59%)
20	CLA	4	313	-	33,44,73	2.90	11 (33%)	46,78,113	3.69	20 (43%)
20	CLA	A	812	-	52,62,73	2.25	12 (23%)	60,99,113	2.36	17 (28%)
24	SF4	A	856	6,5	0,12,12	-	-	-	-	-

Mol	Type	Chain	Res	Link	Bond lengths			Bond angles		
					Counts	RMSZ	# Z > 2	Counts	RMSZ	# Z > 2
20	CLA	2	303	-	56,66,73	2.29	16 (28%)	65,104,113	2.91	25 (38%)
22	BCR	B	844	-	41,41,41	1.65	5 (12%)	56,56,56	5.31	24 (42%)
22	BCR	F	203	-	41,41,41	1.72	3 (7%)	56,56,56	5.62	19 (33%)
20	CLA	L	203	-	63,73,73	2.03	12 (19%)	74,113,113	2.41	21 (28%)
20	CLA	A	810	-	43,53,73	2.59	13 (30%)	50,89,113	2.80	18 (36%)
20	CLA	2	316	-	25,32,73	2.09	7 (28%)	27,54,113	2.81	15 (55%)
20	CLA	A	801	-	45,54,73	2.77	15 (33%)	55,90,113	3.92	25 (45%)
24	SF4	C	103	7	0,12,12	-	-	-	-	-
20	CLA	L	208	16	48,58,73	2.38	11 (22%)	56,95,113	2.56	20 (35%)
20	CLA	3	313	-	25,32,73	2.11	7 (28%)	27,54,113	3.02	16 (59%)
20	CLA	A	815	-	48,58,73	2.41	11 (22%)	56,95,113	2.54	21 (37%)
21	LMU	K	107	-	36,36,36	0.53	0	47,47,47	1.32	7 (14%)
21	LMU	R	102	-	36,36,36	0.57	0	47,47,47	1.51	9 (19%)
20	CLA	2	304	-	25,32,73	2.13	10 (40%)	27,54,113	3.08	16 (59%)
21	LMU	R	103	-	36,36,36	0.71	1 (2%)	47,47,47	1.48	6 (12%)
20	CLA	2	317	-	63,73,73	2.12	16 (25%)	74,113,113	2.57	22 (29%)
20	CLA	4	310	-	48,58,73	2.43	16 (33%)	56,95,113	3.02	18 (32%)
20	CLA	B	816	-	58,68,73	2.13	11 (18%)	68,107,113	2.23	20 (29%)
20	CLA	A	838	-	63,73,73	2.09	13 (20%)	74,113,113	2.33	24 (32%)
21	LMU	B	804	-	36,36,36	0.69	0	47,47,47	1.77	12 (25%)
20	CLA	1	213	-	49,59,73	2.58	19 (38%)	56,96,113	3.03	25 (44%)
20	CLA	3	308	-	25,32,73	2.08	7 (28%)	27,54,113	3.20	16 (59%)
20	CLA	A	820	-	49,59,73	2.37	12 (24%)	56,96,113	2.74	18 (32%)
22	BCR	A	845	-	41,41,41	1.73	4 (9%)	56,56,56	5.85	25 (44%)
21	LMU	2	313	-	36,36,36	0.52	0	47,47,47	1.61	6 (12%)
21	LMU	4	316	-	36,36,36	0.73	1 (2%)	47,47,47	1.09	3 (6%)
22	BCR	B	845	-	41,41,41	1.56	3 (7%)	56,56,56	4.89	19 (33%)
20	CLA	B	803	-	63,73,73	2.07	11 (17%)	74,113,113	2.34	21 (28%)
20	CLA	2	311	-	48,58,73	2.37	12 (25%)	56,95,113	2.72	21 (37%)
20	CLA	B	824	-	63,73,73	2.22	18 (28%)	74,113,113	2.43	21 (28%)
20	CLA	1	207	-	49,59,73	2.43	15 (30%)	56,96,113	3.20	22 (39%)
20	CLA	A	804	20	53,63,73	2.30	12 (22%)	62,101,113	2.49	22 (35%)
20	CLA	B	809	-	63,73,73	2.06	12 (19%)	74,113,113	2.58	23 (31%)
20	CLA	1	208	-	25,32,73	2.02	7 (28%)	27,54,113	2.94	16 (59%)
20	CLA	B	830	-	63,73,73	2.10	15 (23%)	74,113,113	2.44	21 (28%)

Mol	Type	Chain	Res	Link	Bond lengths			Bond angles		
					Counts	RMSZ	# Z > 2	Counts	RMSZ	# Z > 2
20	CLA	4	312	-	25,32,73	2.15	7 (28%)	27,54,113	3.03	18 (66%)
21	LMU	R	109	-	36,36,36	0.49	0	47,47,47	0.83	1 (2%)
20	CLA	3	310	-	63,73,73	2.05	15 (23%)	74,113,113	2.62	26 (35%)
20	CLA	2	309	-	25,32,73	2.19	10 (40%)	27,54,113	2.88	16 (59%)
21	LMU	R	101	-	36,36,36	0.85	2 (5%)	47,47,47	2.10	11 (23%)
20	CLA	B	825	-	52,62,73	2.26	12 (23%)	60,99,113	2.46	19 (31%)
20	CLA	B	808	-	59,69,73	2.12	17 (28%)	69,108,113	2.39	20 (28%)
20	CLA	A	822	-	48,58,73	2.36	12 (25%)	56,95,113	2.54	18 (32%)
20	CLA	H	102	-	53,63,73	2.24	11 (20%)	62,101,113	2.57	19 (30%)
20	CLA	B	819	-	39,49,73	2.89	17 (43%)	46,84,113	3.13	17 (36%)
20	CLA	L	204	-	53,63,73	2.28	12 (22%)	62,101,113	2.49	22 (35%)
20	CLA	A	830	-	63,73,73	2.06	12 (19%)	74,113,113	2.26	17 (22%)
22	BCR	I	101	-	39,40,41	1.38	3 (7%)	51,53,56	4.37	19 (37%)
20	CLA	A	806	-	54,64,73	2.22	12 (22%)	63,102,113	2.51	20 (31%)
20	CLA	A	817	-	50,60,73	2.31	12 (24%)	57,97,113	2.65	17 (29%)
20	CLA	2	312	-	59,69,73	2.15	13 (22%)	69,108,113	2.63	26 (37%)
20	CLA	A	833	5	43,53,73	2.56	12 (27%)	50,89,113	2.93	20 (40%)
20	CLA	B	822	-	44,54,73	2.41	11 (25%)	51,90,113	2.84	16 (31%)
20	CLA	B	835	-	43,53,73	2.46	12 (27%)	50,89,113	2.70	19 (38%)
20	CLA	A	808	5	58,68,73	2.19	13 (22%)	68,107,113	2.47	23 (33%)
20	CLA	1	201	-	44,54,73	2.41	14 (31%)	51,90,113	3.16	21 (41%)
20	CLA	B	840	-	63,73,73	2.07	12 (19%)	74,113,113	2.33	21 (28%)
21	LMU	2	320	-	36,36,36	0.82	1 (2%)	47,47,47	1.58	11 (23%)
20	CLA	2	306	-	25,32,73	2.03	8 (32%)	27,54,113	2.73	14 (51%)
20	CLA	A	814	-	25,32,73	2.14	10 (40%)	27,54,113	3.14	16 (59%)
20	CLA	J	101	-	46,56,73	2.38	12 (26%)	53,92,113	2.65	16 (30%)
21	LMU	D	201	-	36,36,36	0.47	0	47,47,47	1.45	6 (12%)
20	CLA	B	839	-	45,55,73	2.63	17 (37%)	52,91,113	3.37	20 (38%)
20	CLA	B	820	-	59,69,73	2.05	13 (22%)	69,108,113	2.45	19 (27%)
20	CLA	H	111	-	56,66,73	2.35	19 (33%)	65,104,113	2.60	22 (33%)
20	CLA	A	850	-	63,73,73	2.05	11 (17%)	74,113,113	2.31	20 (27%)
20	CLA	H	101	-	53,63,73	2.32	12 (22%)	62,101,113	2.58	21 (33%)
20	CLA	B	829	-	63,73,73	2.06	15 (23%)	74,113,113	2.44	21 (28%)
21	LMU	R	106	-	36,36,36	0.52	0	47,47,47	1.23	4 (8%)
22	BCR	B	846	-	41,41,41	1.69	4 (9%)	56,56,56	5.71	23 (41%)

Mol	Type	Chain	Res	Link	Bond lengths			Bond angles		
					Counts	RMSZ	# Z > 2	Counts	RMSZ	# Z > 2
20	CLA	B	815	-	58,68,73	2.16	12 (20%)	68,107,113	2.21	17 (25%)
20	CLA	A	805	-	52,62,73	2.25	12 (23%)	60,99,113	2.58	18 (30%)
21	LMU	R	105	-	36,36,36	0.75	1 (2%)	47,47,47	1.40	8 (17%)
20	CLA	4	301	-	53,63,73	2.24	12 (22%)	62,101,113	2.55	19 (30%)
20	CLA	A	839	-	57,67,73	2.31	16 (28%)	66,105,113	2.75	25 (37%)
20	CLA	B	842	-	33,44,73	2.97	12 (36%)	46,78,113	3.68	22 (47%)
20	CLA	1	205	-	33,44,73	3.05	11 (33%)	46,78,113	3.39	18 (39%)
20	CLA	B	802	-	52,62,73	2.23	12 (23%)	60,99,113	2.66	20 (33%)
21	LMU	B	805	-	36,36,36	0.68	1 (2%)	47,47,47	1.69	12 (25%)
20	CLA	4	304	-	53,63,73	2.23	12 (22%)	62,101,113	2.56	19 (30%)
20	CLA	F	207	-	51,61,73	2.60	19 (37%)	59,98,113	2.93	25 (42%)
22	BCR	J	102	-	41,41,41	1.64	3 (7%)	56,56,56	5.69	19 (33%)
20	CLA	A	825	-	63,73,73	2.05	12 (19%)	74,113,113	2.21	16 (21%)
21	LMU	1	216	-	36,36,36	0.46	0	47,47,47	1.40	6 (12%)
20	CLA	4	317	-	50,60,73	2.34	14 (28%)	57,97,113	2.89	23 (40%)
20	CLA	H	112	-	53,63,73	2.27	11 (20%)	62,101,113	2.42	19 (30%)
20	CLA	A	829	-	48,58,73	2.40	12 (25%)	56,95,113	2.62	17 (30%)
20	CLA	K	104	-	54,64,73	2.26	14 (25%)	63,102,113	2.80	20 (31%)
20	CLA	1	214	-	25,32,73	2.12	8 (32%)	27,54,113	3.23	16 (59%)
21	LMU	2	322	-	36,36,36	0.82	1 (2%)	47,47,47	1.20	4 (8%)
20	CLA	4	315	-	44,54,73	2.41	15 (34%)	51,90,113	2.64	18 (35%)
20	CLA	F	201	-	48,58,73	2.37	17 (35%)	56,95,113	2.82	19 (33%)
20	CLA	G	105	-	49,59,73	2.37	13 (26%)	56,96,113	2.86	19 (33%)
21	LMU	B	849	-	26,26,36	0.78	1 (3%)	37,37,47	1.30	6 (16%)
20	CLA	A	831	-	63,73,73	2.22	18 (28%)	74,113,113	2.78	24 (32%)
20	CLA	B	837	-	58,68,73	2.10	11 (18%)	68,107,113	2.46	15 (22%)
20	CLA	1	215	-	49,59,73	2.40	17 (34%)	56,96,113	3.01	21 (37%)
20	CLA	3	301	-	33,44,73	2.92	12 (36%)	46,78,113	3.67	18 (39%)
21	LMU	A	847	-	36,36,36	0.68	1 (2%)	47,47,47	1.43	7 (14%)
20	CLA	2	301	-	25,32,73	2.11	8 (32%)	27,54,113	3.03	18 (66%)
20	CLA	B	833	-	48,58,73	2.34	14 (29%)	56,95,113	2.77	20 (35%)
21	LMU	2	321	-	36,36,36	0.46	0	47,47,47	1.28	3 (6%)
21	LMU	4	319	-	35,35,36	0.80	2 (5%)	46,46,47	1.83	11 (23%)
21	LMU	K	105	-	36,36,36	0.67	1 (2%)	47,47,47	1.56	8 (17%)
21	LMU	A	853	-	36,36,36	0.50	0	47,47,47	1.43	7 (14%)

Mol	Type	Chain	Res	Link	Bond lengths			Bond angles		
					Counts	RMSZ	# Z > 2	Counts	RMSZ	# Z > 2
22	BCR	L	211	-	41,41,41	1.71	3 (7%)	56,56,56	5.79	17 (30%)
20	CLA	B	832	-	57,67,73	2.18	12 (21%)	66,105,113	2.68	21 (31%)
21	LMU	A	848	-	36,36,36	0.49	0	47,47,47	0.86	3 (6%)
20	CLA	3	317	-	25,32,73	2.13	7 (28%)	27,54,113	3.15	15 (55%)
20	CLA	L	202	-	53,63,73	2.24	12 (22%)	62,101,113	2.57	20 (32%)
20	CLA	B	806	-	63,73,73	2.07	14 (22%)	74,113,113	2.22	20 (27%)
22	BCR	A	844	-	41,41,41	1.71	3 (7%)	56,56,56	5.71	21 (37%)
20	CLA	B	834	-	43,53,73	2.51	12 (27%)	50,89,113	2.66	16 (32%)
20	CLA	3	318	-	33,44,73	2.94	12 (36%)	46,78,113	3.56	20 (43%)
20	CLA	J	103	-	59,69,73	2.09	14 (23%)	69,108,113	2.22	18 (26%)
21	LMU	1	217	-	36,36,36	0.57	0	47,47,47	1.01	1 (2%)
20	CLA	B	831	-	48,58,73	2.42	11 (22%)	56,95,113	2.43	20 (35%)
20	CLA	2	305	-	48,58,73	2.37	11 (22%)	56,95,113	2.39	20 (35%)
20	CLA	B	818	-	51,61,73	2.28	11 (21%)	59,98,113	2.44	18 (30%)
20	CLA	1	212	-	25,32,73	2.11	8 (32%)	27,54,113	2.98	16 (59%)
20	CLA	4	311	-	25,32,73	2.06	8 (32%)	27,54,113	3.08	16 (59%)
20	CLA	I	102	-	58,68,73	2.14	11 (18%)	68,107,113	2.36	16 (23%)
21	LMU	H	104	-	36,36,36	0.60	0	47,47,47	1.65	7 (14%)
21	LMU	L	206	-	36,36,36	0.51	0	47,47,47	1.02	3 (6%)
20	CLA	A	841	-	25,32,73	2.21	8 (32%)	27,54,113	3.10	15 (55%)
20	CLA	4	303	-	63,73,73	2.11	13 (20%)	74,113,113	2.81	26 (35%)
20	CLA	A	813	-	48,58,73	2.32	12 (25%)	56,95,113	2.59	20 (35%)
21	LMU	H	106	-	36,36,36	0.61	1 (2%)	47,47,47	1.59	11 (23%)
20	CLA	2	302	-	49,59,73	2.44	15 (30%)	56,96,113	2.90	22 (39%)
20	CLA	1	203	-	45,55,73	2.54	16 (35%)	52,91,113	3.16	22 (42%)
22	BCR	B	801	-	41,41,41	2.05	4 (9%)	56,56,56	6.23	22 (39%)
20	CLA	4	314	4	25,32,73	2.07	7 (28%)	27,54,113	2.84	18 (66%)
20	CLA	A	811	20	63,73,73	2.10	12 (19%)	74,113,113	2.31	21 (28%)
20	CLA	A	818	-	58,68,73	2.23	16 (27%)	68,107,113	2.78	25 (36%)
20	CLA	K	102	-	48,58,73	2.35	12 (25%)	56,95,113	2.69	19 (33%)
20	CLA	2	310	2	48,58,73	2.43	13 (27%)	56,95,113	2.82	21 (37%)
21	LMU	4	320	-	36,36,36	0.78	1 (2%)	47,47,47	1.29	6 (12%)
20	CLA	4	306	-	50,60,73	2.48	15 (30%)	57,97,113	3.15	31 (54%)
22	BCR	2	318	-	41,41,41	1.68	3 (7%)	56,56,56	5.84	18 (32%)
20	CLA	A	803	-	44,54,73	2.48	17 (38%)	51,90,113	3.18	17 (33%)

Mol	Type	Chain	Res	Link	Bond lengths			Bond angles		
					Counts	RMSZ	# Z > 2	Counts	RMSZ	# Z > 2
20	CLA	A	851	-	63,73,73	2.11	12 (19%)	74,113,113	2.39	20 (27%)
20	CLA	A	840	-	53,63,73	2.21	13 (24%)	62,101,113	2.55	17 (27%)
20	CLA	K	103	-	48,58,73	2.44	13 (27%)	56,95,113	2.76	23 (41%)
20	CLA	3	311	-	63,73,73	2.07	11 (17%)	74,113,113	2.38	20 (27%)
20	CLA	A	809	-	50,60,73	2.28	11 (22%)	57,97,113	2.58	22 (38%)
22	BCR	B	847	-	41,41,41	1.67	3 (7%)	56,56,56	5.60	18 (32%)
21	LMU	A	855	-	36,36,36	0.66	1 (2%)	47,47,47	1.42	7 (14%)
20	CLA	B	821	-	48,58,73	2.31	12 (25%)	56,95,113	2.66	22 (39%)
20	CLA	3	307	-	40,50,73	2.59	13 (32%)	45,85,113	3.04	20 (44%)
20	CLA	B	817	-	44,54,73	2.41	11 (25%)	51,90,113	2.73	20 (39%)
20	CLA	2	307	-	63,73,73	2.07	14 (22%)	74,113,113	2.51	22 (29%)
20	CLA	B	838	-	63,73,73	1.99	11 (17%)	74,113,113	2.31	19 (25%)
21	LMU	R	104	-	36,36,36	0.57	1 (2%)	47,47,47	1.32	6 (12%)
21	LMU	K	106	-	36,36,36	0.37	0	47,47,47	1.07	3 (6%)
20	CLA	A	828	-	63,73,73	2.08	12 (19%)	74,113,113	2.40	21 (28%)
21	LMU	3	319	-	36,36,36	0.49	1 (2%)	47,47,47	0.73	1 (2%)
20	CLA	B	810	-	58,68,73	2.18	13 (22%)	68,107,113	2.47	19 (27%)
21	LMU	G	102	-	36,36,36	0.61	0	47,47,47	1.61	8 (17%)
20	CLA	1	202	-	39,49,73	2.57	11 (28%)	46,84,113	2.74	16 (34%)
20	CLA	A	819	-	56,66,73	2.20	11 (19%)	65,104,113	2.53	22 (33%)
20	CLA	3	314	-	48,58,73	2.40	10 (20%)	56,95,113	2.39	19 (33%)
22	BCR	I	103	-	41,41,41	1.88	5 (12%)	56,56,56	6.31	27 (48%)
20	CLA	B	823	-	53,63,73	2.26	13 (24%)	62,101,113	2.35	18 (29%)
20	CLA	K	101	-	44,54,73	2.50	14 (31%)	51,90,113	2.64	16 (31%)
21	LMU	F	202	-	35,35,36	0.58	0	46,46,47	1.38	5 (10%)
20	CLA	4	318	-	45,55,73	2.43	14 (31%)	52,91,113	2.96	23 (44%)
21	LMU	L	212	-	36,36,36	0.71	1 (2%)	47,47,47	1.30	4 (8%)
23	PQN	B	843	-	34,34,34	1.69	2 (5%)	43,45,45	1.35	6 (13%)
22	BCR	A	843	-	41,41,41	1.66	3 (7%)	56,56,56	5.62	21 (37%)
20	CLA	3	305	-	25,32,73	2.02	7 (28%)	27,54,113	2.93	14 (51%)
20	CLA	B	841	-	63,73,73	2.00	14 (22%)	74,113,113	2.19	18 (24%)
20	CLA	L	209	-	45,55,73	2.43	10 (22%)	52,91,113	2.88	20 (38%)
20	CLA	A	835	-	63,73,73	2.10	12 (19%)	74,113,113	2.45	24 (32%)
20	CLA	A	836	-	45,55,73	2.43	12 (26%)	52,91,113	2.35	15 (28%)
20	CLA	3	304	-	25,32,73	2.13	9 (36%)	27,54,113	3.16	15 (55%)

Mol	Type	Chain	Res	Link	Bond lengths			Bond angles		
					Counts	RMSZ	# Z > 2	Counts	RMSZ	# Z > 2
20	CLA	L	210	-	48,58,73	2.39	13 (27%)	56,95,113	2.89	19 (33%)
20	CLA	B	807	-	43,53,73	2.54	12 (27%)	50,89,113	2.78	16 (32%)
21	LMU	C	101	-	36,36,36	0.70	1 (2%)	47,47,47	1.26	4 (8%)
20	CLA	R	107	-	55,65,73	2.22	11 (20%)	64,103,113	2.55	22 (34%)
20	CLA	1	206	-	59,69,73	2.13	13 (22%)	69,108,113	2.44	23 (33%)
21	LMU	A	846	-	36,36,36	0.70	0	47,47,47	1.29	7 (14%)
20	CLA	A	832	-	48,58,73	2.36	12 (25%)	56,95,113	2.50	19 (33%)
20	CLA	B	827	-	63,73,73	2.01	12 (19%)	74,113,113	2.31	20 (27%)
21	LMU	A	852	-	36,36,36	0.56	1 (2%)	47,47,47	0.86	1 (2%)
21	LMU	L	205	-	36,36,36	0.64	1 (2%)	47,47,47	1.96	13 (27%)
20	CLA	A	823	-	56,66,73	2.14	11 (19%)	65,104,113	2.31	19 (29%)
20	CLA	3	302	-	25,32,73	2.08	7 (28%)	27,54,113	2.94	15 (55%)
20	CLA	B	811	6	25,32,73	2.20	10 (40%)	27,54,113	2.77	14 (51%)
20	CLA	F	205	-	33,44,73	2.86	11 (33%)	46,78,113	3.28	22 (47%)
21	LMU	G	101	-	36,36,36	1.09	3 (8%)	47,47,47	2.05	11 (23%)
20	CLA	4	302	-	33,44,73	3.10	12 (36%)	46,78,113	3.74	21 (45%)
20	CLA	A	837	-	49,59,73	2.31	12 (24%)	56,96,113	2.77	20 (35%)
20	CLA	A	802	-	25,32,73	2.16	7 (28%)	27,54,113	3.15	17 (62%)
20	CLA	A	816	-	52,62,73	2.29	14 (26%)	60,99,113	2.74	22 (36%)
20	CLA	A	824	-	57,67,73	2.12	12 (21%)	66,105,113	2.51	22 (33%)
20	CLA	3	306	-	25,32,73	2.06	7 (28%)	27,54,113	3.03	17 (62%)
20	CLA	R	108	-	63,73,73	2.10	12 (19%)	74,113,113	2.26	21 (28%)
20	CLA	1	204	-	44,54,73	2.54	14 (31%)	51,90,113	3.13	23 (45%)
20	CLA	1	210	1	33,44,73	2.92	11 (33%)	46,78,113	3.54	18 (39%)
21	LMU	4	321	-	36,36,36	0.46	0	47,47,47	1.46	7 (14%)
20	CLA	1	211	-	49,59,73	2.47	18 (36%)	56,96,113	3.26	22 (39%)
20	CLA	A	821	5	40,50,73	2.49	12 (30%)	45,85,113	3.00	16 (35%)
20	CLA	1	209	-	25,32,73	2.23	8 (32%)	27,54,113	3.11	18 (66%)
20	CLA	2	308	-	25,32,73	2.24	11 (44%)	27,54,113	3.30	16 (59%)
20	CLA	B	850	-	63,73,73	2.06	15 (23%)	74,113,113	2.36	26 (35%)
20	CLA	A	834	-	44,54,73	2.45	13 (29%)	51,90,113	2.63	18 (35%)
20	CLA	B	813	-	53,63,73	2.21	13 (24%)	62,101,113	2.51	20 (32%)
20	CLA	4	307	-	25,32,73	2.13	8 (32%)	27,54,113	2.97	14 (51%)
20	CLA	A	807	-	44,54,73	2.43	12 (27%)	51,90,113	2.63	20 (39%)
23	PQN	A	842	-	34,34,34	1.73	2 (5%)	43,45,45	1.22	4 (9%)

Mol	Type	Chain	Res	Link	Bond lengths			Bond angles		
					Counts	RMSZ	# Z > 2	Counts	RMSZ	# Z > 2
24	SF4	C	102	7	0,12,12	-	-	-	-	-
21	LMU	A	854	-	36,36,36	0.52	0	47,47,47	1.28	7 (14%)
20	CLA	3	315	-	63,73,73	2.11	16 (25%)	74,113,113	2.62	21 (28%)
20	CLA	A	827	-	53,63,73	2.21	13 (24%)	62,101,113	2.49	20 (32%)
20	CLA	4	309	-	25,32,73	2.08	7 (28%)	27,54,113	3.04	16 (59%)
21	LMU	1	218	-	36,36,36	0.70	0	47,47,47	1.69	9 (19%)
20	CLA	3	309	-	25,32,73	2.15	9 (36%)	27,54,113	3.30	16 (59%)
25	LMG	B	848	-	49,49,55	0.99	2 (4%)	57,57,63	1.09	3 (5%)
20	CLA	4	305	-	48,58,73	2.42	16 (33%)	56,95,113	2.70	20 (35%)
20	CLA	2	315	-	48,58,73	2.40	15 (31%)	56,95,113	2.92	18 (32%)
21	LMU	E	101	-	36,36,36	0.62	0	47,47,47	1.91	13 (27%)
20	CLA	A	826	-	63,73,73	2.02	11 (17%)	74,113,113	2.38	23 (31%)
21	LMU	3	320	-	36,36,36	0.44	0	47,47,47	1.14	4 (8%)
20	CLA	F	206	-	39,49,73	2.60	12 (30%)	46,84,113	2.82	17 (36%)
20	CLA	B	836	-	49,59,73	2.32	14 (28%)	56,96,113	2.89	20 (35%)
20	CLA	B	812	-	53,62,73	2.66	18 (33%)	65,100,113	3.43	25 (38%)
20	CLA	L	201	-	58,68,73	2.17	12 (20%)	68,107,113	2.30	22 (32%)
21	LMU	2	319	-	36,36,36	0.57	0	47,47,47	0.69	0
22	BCR	G	104	-	41,41,41	1.63	3 (7%)	56,56,56	5.88	19 (33%)
21	LMU	G	103	-	36,36,36	0.50	0	47,47,47	0.95	2 (4%)
21	LMU	H	105	-	36,36,36	0.73	1 (2%)	47,47,47	1.67	9 (19%)
20	CLA	B	826	-	56,66,73	2.16	12 (21%)	65,104,113	2.42	17 (26%)
20	CLA	B	814	-	63,73,73	2.03	12 (19%)	74,113,113	2.26	22 (29%)
20	CLA	3	316	-	25,32,73	2.25	9 (36%)	27,54,113	3.15	17 (62%)
21	LMU	H	103	-	36,36,36	0.85	1 (2%)	47,47,47	2.15	13 (27%)
20	CLA	A	849	-	63,73,73	2.02	15 (23%)	74,113,113	2.28	20 (27%)

In the following table, the Chirals column lists the number of chiral outliers, the number of chiral centers analysed, the number of these observed in the model and the number defined in the Chemical Component Dictionary. Similar counts are reported in the Torsion and Rings columns. '-' means no outliers of that kind were identified.

Mol	Type	Chain	Res	Link	Chirals	Torsions	Rings
20	CLA	B	828	-	2/2/15/20	16/37/115/115	-
22	BCR	F	204	-	-	9/29/63/63	0/2/2/2
20	CLA	3	303	-	1/1/9/20	-	-
20	CLA	4	308	-	1/1/4/20	-	-

Continued on next page...

Continued from previous page...

Mol	Type	Chain	Res	Link	Chirals	Torsions	Rings
20	CLA	4	313	-	1/1/9/20	-	-
20	CLA	A	812	-	1/1/12/20	11/24/102/115	-
24	SF4	A	856	6,5	-	-	0/6/5/5
20	CLA	2	303	-	2/2/13/20	14/29/107/115	-
22	BCR	B	844	-	-	5/29/63/63	0/2/2/2
22	BCR	F	203	-	-	13/29/63/63	0/2/2/2
20	CLA	L	203	-	2/2/15/20	14/37/115/115	-
20	CLA	A	810	-	1/1/11/20	4/13/91/115	-
20	CLA	2	316	-	1/1/4/20	-	-
20	CLA	A	801	-	3/3/11/20	11/16/92/115	-
24	SF4	C	103	7	-	-	0/6/5/5
20	CLA	L	208	16	1/1/12/20	8/19/97/115	-
20	CLA	3	313	-	1/1/4/20	-	-
20	CLA	A	815	-	1/1/12/20	8/19/97/115	-
21	LMU	K	107	-	-	17/21/61/61	0/2/2/2
21	LMU	R	102	-	-	11/21/61/61	0/2/2/2
20	CLA	2	304	-	1/1/4/20	-	-
21	LMU	R	103	-	-	11/21/61/61	0/2/2/2
20	CLA	2	317	-	2/2/15/20	15/37/115/115	-
20	CLA	4	310	-	1/1/12/20	12/19/97/115	-
20	CLA	B	816	-	2/2/14/20	11/31/109/115	-
20	CLA	A	838	-	2/2/15/20	17/37/115/115	-
21	LMU	B	804	-	-	16/21/61/61	0/2/2/2
20	CLA	1	213	-	3/3/12/20	10/21/99/115	-
20	CLA	3	308	-	1/1/4/20	-	-
20	CLA	A	820	-	1/1/12/20	8/21/99/115	-
22	BCR	A	845	-	-	10/29/63/63	0/2/2/2
21	LMU	2	313	-	-	16/21/61/61	0/2/2/2
21	LMU	4	316	-	-	13/21/61/61	0/2/2/2
22	BCR	B	845	-	-	9/29/63/63	0/2/2/2
20	CLA	B	803	-	2/2/15/20	16/37/115/115	-
20	CLA	2	311	-	1/1/12/20	8/19/97/115	-
20	CLA	B	824	-	2/2/15/20	17/37/115/115	-
20	CLA	1	207	-	2/2/12/20	9/21/99/115	-
20	CLA	A	804	20	2/2/13/20	11/25/103/115	-

Continued on next page...

Continued from previous page...

Mol	Type	Chain	Res	Link	Chirals	Torsions	Rings
20	CLA	B	809	-	2/2/15/20	17/37/115/115	-
20	CLA	1	208	-	1/1/4/20	-	-
20	CLA	B	830	-	2/2/15/20	24/37/115/115	-
20	CLA	4	312	-	1/1/4/20	-	-
21	LMU	R	109	-	-	14/21/61/61	0/2/2/2
20	CLA	3	310	-	2/2/15/20	17/37/115/115	-
20	CLA	2	309	-	1/1/4/20	-	-
21	LMU	R	101	-	-	13/21/61/61	0/2/2/2
20	CLA	B	825	-	1/1/12/20	8/24/102/115	-
20	CLA	B	808	-	2/2/14/20	18/33/111/115	-
20	CLA	A	822	-	1/1/12/20	7/19/97/115	-
20	CLA	H	102	-	2/2/13/20	13/25/103/115	-
20	CLA	B	819	-	1/1/10/20	2/8/86/115	-
20	CLA	L	204	-	2/2/13/20	7/25/103/115	-
20	CLA	A	830	-	2/2/15/20	17/37/115/115	-
22	BCR	I	101	-	-	10/29/60/63	0/2/2/2
20	CLA	A	806	-	2/2/13/20	7/27/105/115	-
20	CLA	A	817	-	1/1/12/20	11/22/100/115	-
20	CLA	2	312	-	2/2/14/20	19/33/111/115	-
20	CLA	A	833	5	1/1/11/20	6/13/91/115	-
20	CLA	B	822	-	1/1/11/20	11/15/93/115	-
20	CLA	B	835	-	1/1/11/20	6/13/91/115	-
20	CLA	A	808	5	2/2/14/20	13/31/109/115	-
20	CLA	1	201	-	1/1/11/20	10/15/93/115	-
20	CLA	B	840	-	2/2/15/20	15/37/115/115	-
21	LMU	2	320	-	-	12/21/61/61	0/2/2/2
20	CLA	2	306	-	1/1/4/20	-	-
20	CLA	A	814	-	1/1/4/20	-	-
20	CLA	J	101	-	1/1/11/20	9/17/95/115	-
21	LMU	D	201	-	-	9/21/61/61	0/2/2/2
20	CLA	B	839	-	1/1/11/20	12/16/94/115	-
20	CLA	B	820	-	2/2/14/20	17/33/111/115	-
20	CLA	H	111	-	2/2/13/20	15/29/107/115	-
20	CLA	A	850	-	2/2/15/20	17/37/115/115	-
20	CLA	H	101	-	3/3/13/20	12/25/103/115	-

Continued on next page...

Continued from previous page...

Mol	Type	Chain	Res	Link	Chirals	Torsions	Rings
20	CLA	B	829	-	2/2/15/20	16/37/115/115	-
21	LMU	R	106	-	-	12/21/61/61	0/2/2/2
22	BCR	B	846	-	-	14/29/63/63	0/2/2/2
20	CLA	B	815	-	2/2/14/20	17/31/109/115	-
20	CLA	A	805	-	1/1/12/20	12/24/102/115	-
21	LMU	R	105	-	-	14/21/61/61	0/2/2/2
20	CLA	4	301	-	2/2/13/20	14/25/103/115	-
20	CLA	A	839	-	2/2/13/20	13/29/107/115	-
20	CLA	B	842	-	1/1/9/20	-	-
20	CLA	1	205	-	1/1/9/20	-	-
20	CLA	B	802	-	1/1/12/20	11/24/102/115	-
21	LMU	B	805	-	-	14/21/61/61	0/2/2/2
20	CLA	4	304	-	2/2/13/20	12/25/103/115	-
20	CLA	F	207	-	4/4/12/20	11/23/101/115	-
22	BCR	J	102	-	-	11/29/63/63	0/2/2/2
20	CLA	A	825	-	2/2/15/20	22/37/115/115	-
21	LMU	1	216	-	-	9/21/61/61	0/2/2/2
20	CLA	4	317	-	1/1/12/20	10/22/100/115	-
20	CLA	H	112	-	2/2/13/20	7/25/103/115	-
20	CLA	A	829	-	1/1/12/20	5/19/97/115	-
20	CLA	K	104	-	2/2/13/20	11/27/105/115	-
20	CLA	1	214	-	1/1/4/20	-	-
21	LMU	2	322	-	-	8/21/61/61	0/2/2/2
20	CLA	4	315	-	1/1/11/20	9/15/93/115	-
20	CLA	F	201	-	1/1/12/20	9/19/97/115	-
20	CLA	G	105	-	1/1/12/20	6/21/99/115	-
21	LMU	B	849	-	-	5/11/51/61	0/2/2/2
20	CLA	A	831	-	2/2/15/20	19/37/115/115	-
20	CLA	B	837	-	2/2/14/20	15/31/109/115	-
20	CLA	1	215	-	2/2/12/20	8/21/99/115	-
20	CLA	3	301	-	1/1/9/20	-	-
21	LMU	A	847	-	-	13/21/61/61	0/2/2/2
20	CLA	2	301	-	1/1/4/20	-	-
20	CLA	B	833	-	1/1/12/20	5/19/97/115	-
21	LMU	2	321	-	-	18/21/61/61	0/2/2/2

Continued on next page...

Continued from previous page...

Mol	Type	Chain	Res	Link	Chirals	Torsions	Rings
21	LMU	4	319	-	-	13/20/60/61	0/2/2/2
21	LMU	K	105	-	-	12/21/61/61	0/2/2/2
21	LMU	A	853	-	-	11/21/61/61	0/2/2/2
22	BCR	L	211	-	-	10/29/63/63	0/2/2/2
20	CLA	B	832	-	2/2/13/20	16/30/108/115	-
21	LMU	A	848	-	-	11/21/61/61	0/2/2/2
20	CLA	3	317	-	1/1/4/20	-	-
20	CLA	L	202	-	2/2/13/20	14/25/103/115	-
20	CLA	B	806	-	2/2/15/20	18/37/115/115	-
22	BCR	A	844	-	-	14/29/63/63	0/2/2/2
20	CLA	B	834	-	1/1/11/20	9/13/91/115	-
20	CLA	3	318	-	1/1/9/20	-	-
20	CLA	J	103	-	2/2/14/20	20/33/111/115	-
21	LMU	1	217	-	-	9/21/61/61	0/2/2/2
20	CLA	B	831	-	1/1/12/20	7/19/97/115	-
20	CLA	2	305	-	1/1/12/20	7/19/97/115	-
20	CLA	B	818	-	1/1/12/20	9/23/101/115	-
20	CLA	1	212	-	1/1/4/20	-	-
20	CLA	4	311	-	1/1/4/20	-	-
20	CLA	I	102	-	2/2/14/20	11/31/109/115	-
21	LMU	H	104	-	-	12/21/61/61	0/2/2/2
21	LMU	L	206	-	-	14/21/61/61	0/2/2/2
20	CLA	A	841	-	1/1/4/20	-	-
20	CLA	4	303	-	3/3/15/20	19/37/115/115	-
20	CLA	A	813	-	1/1/12/20	8/19/97/115	-
21	LMU	H	106	-	-	9/21/61/61	0/2/2/2
20	CLA	2	302	-	1/1/12/20	12/21/99/115	-
20	CLA	1	203	-	1/1/11/20	7/16/94/115	-
22	BCR	B	801	-	-	13/29/63/63	0/2/2/2
20	CLA	4	314	4	1/1/4/20	-	-
20	CLA	A	811	20	2/2/15/20	20/37/115/115	-
20	CLA	A	818	-	2/2/14/20	13/31/109/115	-
20	CLA	K	102	-	1/1/12/20	4/19/97/115	-
20	CLA	2	310	2	1/1/12/20	5/19/97/115	-
21	LMU	4	320	-	-	16/21/61/61	0/2/2/2

Continued on next page...

Continued from previous page...

Mol	Type	Chain	Res	Link	Chirals	Torsions	Rings
20	CLA	4	306	-	2/2/12/20	7/22/100/115	-
22	BCR	2	318	-	-	15/29/63/63	0/2/2/2
20	CLA	A	803	-	1/1/11/20	2/15/93/115	-
20	CLA	A	851	-	2/2/15/20	22/37/115/115	-
20	CLA	A	840	-	2/2/13/20	8/25/103/115	-
20	CLA	K	103	-	1/1/12/20	9/19/97/115	-
20	CLA	3	311	-	2/2/15/20	21/37/115/115	-
20	CLA	A	809	-	1/1/12/20	10/22/100/115	-
22	BCR	B	847	-	-	11/29/63/63	0/2/2/2
21	LMU	A	855	-	-	13/21/61/61	0/2/2/2
20	CLA	B	821	-	1/1/12/20	6/19/97/115	-
20	CLA	3	307	-	1/1/10/20	7/10/88/115	-
20	CLA	B	817	-	1/1/11/20	10/15/93/115	-
20	CLA	2	307	-	2/2/15/20	20/37/115/115	-
20	CLA	B	838	-	2/2/15/20	11/37/115/115	-
21	LMU	R	104	-	-	14/21/61/61	0/2/2/2
21	LMU	K	106	-	-	13/21/61/61	0/2/2/2
20	CLA	A	828	-	2/2/15/20	18/37/115/115	-
21	LMU	3	319	-	-	12/21/61/61	0/2/2/2
20	CLA	B	810	-	2/2/14/20	10/31/109/115	-
21	LMU	G	102	-	-	13/21/61/61	0/2/2/2
20	CLA	1	202	-	1/1/10/20	4/8/86/115	-
20	CLA	A	819	-	2/2/13/20	10/29/107/115	-
20	CLA	3	314	-	1/1/12/20	7/19/97/115	-
22	BCR	I	103	-	-	15/29/63/63	0/2/2/2
20	CLA	B	823	-	2/2/13/20	10/25/103/115	-
20	CLA	K	101	-	1/1/11/20	5/15/93/115	-
21	LMU	F	202	-	-	13/20/60/61	0/2/2/2
20	CLA	4	318	-	1/1/11/20	12/16/94/115	-
21	LMU	L	212	-	-	16/21/61/61	0/2/2/2
23	PQN	B	843	-	1/1/8/9	10/23/43/43	0/2/2/2
22	BCR	A	843	-	-	14/29/63/63	0/2/2/2
20	CLA	3	305	-	1/1/4/20	-	-
20	CLA	B	841	-	2/2/15/20	16/37/115/115	-

Continued on next page...

Continued from previous page...

Mol	Type	Chain	Res	Link	Chirals	Torsions	Rings
20	CLA	L	209	-	1/1/11/20	9/16/94/115	-
20	CLA	A	835	-	2/2/15/20	13/37/115/115	-
20	CLA	A	836	-	1/1/11/20	7/16/94/115	-
20	CLA	3	304	-	1/1/4/20	-	-
20	CLA	L	210	-	2/2/12/20	9/19/97/115	-
20	CLA	B	807	-	1/1/11/20	5/13/91/115	-
21	LMU	C	101	-	-	14/21/61/61	0/2/2/2
20	CLA	R	107	-	2/2/13/20	14/28/106/115	-
20	CLA	1	206	-	2/2/14/20	20/33/111/115	-
21	LMU	A	846	-	-	16/21/61/61	0/2/2/2
20	CLA	A	832	-	1/1/12/20	12/19/97/115	-
20	CLA	B	827	-	2/2/15/20	20/37/115/115	-
21	LMU	A	852	-	-	20/21/61/61	0/2/2/2
21	LMU	L	205	-	-	13/21/61/61	0/2/2/2
20	CLA	A	823	-	2/2/13/20	12/29/107/115	-
20	CLA	3	302	-	1/1/4/20	-	-
20	CLA	B	811	6	1/1/4/20	-	-
20	CLA	F	205	-	1/1/9/20	-	-
21	LMU	G	101	-	-	13/21/61/61	0/2/2/2
20	CLA	4	302	-	1/1/9/20	-	-
20	CLA	A	837	-	1/1/12/20	13/21/99/115	-
20	CLA	A	802	-	1/1/4/20	-	-
20	CLA	A	816	-	1/1/12/20	10/24/102/115	-
20	CLA	A	824	-	2/2/13/20	14/30/108/115	-
20	CLA	3	306	-	1/1/4/20	-	-
20	CLA	R	108	-	2/2/15/20	21/37/115/115	-
20	CLA	1	204	-	1/1/11/20	8/15/93/115	-
20	CLA	1	210	1	1/1/9/20	-	-
21	LMU	4	321	-	-	15/21/61/61	0/2/2/2
20	CLA	1	211	-	2/2/12/20	8/21/99/115	-
20	CLA	A	821	5	1/1/10/20	2/10/88/115	-
20	CLA	1	209	-	1/1/4/20	-	-
20	CLA	2	308	-	1/1/4/20	-	-
20	CLA	B	850	-	2/2/15/20	18/37/115/115	-
20	CLA	A	834	-	1/1/11/20	6/15/93/115	-
20	CLA	B	813	-	2/2/13/20	10/25/103/115	-

Continued on next page...

Continued from previous page...

Mol	Type	Chain	Res	Link	Chirals	Torsions	Rings
20	CLA	4	307	-	1/1/4/20	-	-
20	CLA	A	807	-	1/1/11/20	7/15/93/115	-
23	PQN	A	842	-	1/1/8/9	11/23/43/43	0/2/2/2
24	SF4	C	102	7	-	-	0/6/5/5
21	LMU	A	854	-	-	16/21/61/61	0/2/2/2
20	CLA	3	315	-	2/2/15/20	16/37/115/115	-
20	CLA	A	827	-	2/2/13/20	9/25/103/115	-
20	CLA	4	309	-	1/1/4/20	-	-
21	LMU	1	218	-	-	13/21/61/61	0/2/2/2
20	CLA	3	309	-	1/1/4/20	-	-
25	LMG	B	848	-	-	27/44/64/70	0/1/1/1
20	CLA	4	305	-	1/1/12/20	8/19/97/115	-
20	CLA	2	315	-	1/1/12/20	7/19/97/115	-
21	LMU	E	101	-	-	14/21/61/61	0/2/2/2
20	CLA	A	826	-	2/2/15/20	14/37/115/115	-
21	LMU	3	320	-	-	11/21/61/61	0/2/2/2
20	CLA	F	206	-	1/1/10/20	4/8/86/115	-
20	CLA	B	836	-	1/1/12/20	11/21/99/115	-
20	CLA	B	812	-	2/2/13/20	7/25/101/115	-
20	CLA	L	201	-	2/2/14/20	12/31/109/115	-
21	LMU	2	319	-	-	13/21/61/61	0/2/2/2
22	BCR	G	104	-	-	14/29/63/63	0/2/2/2
21	LMU	G	103	-	-	14/21/61/61	0/2/2/2
21	LMU	H	105	-	-	17/21/61/61	0/2/2/2
20	CLA	B	826	-	2/2/13/20	18/29/107/115	-
20	CLA	B	814	-	2/2/15/20	18/37/115/115	-
20	CLA	3	316	-	1/1/4/20	-	-
21	LMU	H	103	-	-	14/21/61/61	0/2/2/2
20	CLA	A	849	-	2/2/15/20	21/37/115/115	-

All (2206) bond length outliers are listed below:

Mol	Chain	Res	Type	Atoms	Z	Observed(Å)	Ideal(Å)
20	1	205	CLA	CAB-C3B	-9.18	1.33	1.51
22	B	801	BCR	C20-C21	-9.11	1.14	1.43
20	B	812	CLA	CAB-C3B	-9.08	1.33	1.51
20	4	302	CLA	CAB-C3B	-8.83	1.34	1.51

Continued on next page...

Continued from previous page...

Mol	Chain	Res	Type	Atoms	Z	Observed(Å)	Ideal(Å)
20	B	842	CLA	CAB-C3B	-8.58	1.34	1.51
20	1	210	CLA	CAB-C3B	-8.49	1.34	1.51
20	3	318	CLA	CAB-C3B	-8.44	1.34	1.51
20	3	301	CLA	CAB-C3B	-8.42	1.34	1.51
20	A	801	CLA	CAB-C3B	-8.35	1.35	1.51
20	4	313	CLA	CAB-C3B	-8.30	1.35	1.51
22	A	843	BCR	C20-C21	-8.28	1.17	1.43
20	3	303	CLA	CAB-C3B	-8.28	1.35	1.51
22	A	844	BCR	C20-C21	-8.25	1.17	1.43
22	F	203	BCR	C20-C21	-8.21	1.17	1.43
22	L	211	BCR	C20-C21	-8.21	1.17	1.43
22	F	204	BCR	C20-C21	-8.20	1.17	1.43
22	A	845	BCR	C20-C21	-8.17	1.17	1.43
22	2	318	BCR	C20-C21	-8.16	1.17	1.43
23	B	843	PQN	C3-C2	8.10	1.49	1.35
22	B	847	BCR	C20-C21	-8.10	1.18	1.43
22	B	846	BCR	C20-C21	-8.05	1.18	1.43
22	J	102	BCR	C20-C21	-8.05	1.18	1.43
23	A	842	PQN	C3-C2	8.04	1.49	1.35
22	I	103	BCR	C20-C21	-7.93	1.18	1.43
22	G	104	BCR	C20-C21	-7.92	1.18	1.43
20	3	303	CLA	CHC-C1C	7.87	1.53	1.34
22	B	844	BCR	C20-C21	-7.52	1.19	1.43
22	B	845	BCR	C20-C21	-7.25	1.20	1.43
20	3	314	CLA	CHC-C1C	7.13	1.52	1.34
20	2	305	CLA	CHC-C1C	7.11	1.52	1.34
20	A	810	CLA	CHC-C1C	7.06	1.52	1.34
20	B	807	CLA	CHC-C1C	7.06	1.52	1.34
20	B	819	CLA	C3A-C2A	-7.05	1.48	1.54
20	B	814	CLA	CHC-C1C	7.03	1.51	1.34
20	L	208	CLA	CHC-C1C	6.98	1.51	1.34
20	A	819	CLA	CHC-C1C	6.96	1.51	1.34
20	A	820	CLA	CHC-C1C	6.94	1.51	1.34
20	B	816	CLA	CHC-C1C	6.91	1.51	1.34
20	B	806	CLA	CHC-C1C	6.90	1.51	1.34
20	B	832	CLA	CHC-C1C	6.89	1.51	1.34
20	1	203	CLA	CHC-C1C	6.89	1.51	1.34
20	A	804	CLA	CHC-C1C	6.89	1.51	1.34
20	B	828	CLA	CHC-C1C	6.89	1.51	1.34
20	1	210	CLA	CHC-C1C	6.88	1.51	1.34
20	1	207	CLA	CHC-C1C	6.87	1.51	1.34
20	I	102	CLA	CHC-C1C	6.87	1.51	1.34

Continued on next page...

Continued from previous page...

Mol	Chain	Res	Type	Atoms	Z	Observed(Å)	Ideal(Å)
20	A	808	CLA	CHC-C1C	6.86	1.51	1.34
20	G	105	CLA	CHC-C1C	6.85	1.51	1.34
20	B	831	CLA	CHC-C1C	6.84	1.51	1.34
20	A	838	CLA	CHC-C1C	6.81	1.51	1.34
20	B	840	CLA	CHC-C1C	6.80	1.51	1.34
20	F	205	CLA	CAB-C3B	-6.80	1.38	1.51
20	L	204	CLA	CHC-C1C	6.80	1.51	1.34
20	H	112	CLA	CHC-C1C	6.79	1.51	1.34
20	A	835	CLA	CHC-C1C	6.78	1.51	1.34
20	B	818	CLA	CHC-C1C	6.77	1.51	1.34
20	4	302	CLA	CHC-C1C	6.77	1.51	1.34
20	A	813	CLA	CHC-C1C	6.76	1.51	1.34
20	B	821	CLA	CHC-C1C	6.76	1.51	1.34
20	1	215	CLA	CHC-C1C	6.76	1.51	1.34
20	L	201	CLA	CHC-C1C	6.75	1.51	1.34
20	A	809	CLA	CHD-C1D	6.75	1.51	1.38
20	A	840	CLA	CHC-C1C	6.75	1.51	1.34
20	A	836	CLA	CHC-C1C	6.74	1.51	1.34
20	A	815	CLA	CHC-C1C	6.73	1.51	1.34
20	F	205	CLA	CHC-C1C	6.73	1.51	1.34
20	B	835	CLA	CHC-C1C	6.73	1.51	1.34
20	A	824	CLA	CHC-C1C	6.72	1.51	1.34
20	K	101	CLA	CHC-C1C	6.71	1.51	1.34
20	A	823	CLA	CHC-C1C	6.71	1.51	1.34
20	B	803	CLA	CHC-C1C	6.69	1.51	1.34
20	4	301	CLA	CHC-C1C	6.69	1.51	1.34
20	B	815	CLA	CHC-C1C	6.69	1.51	1.34
20	L	202	CLA	CHC-C1C	6.69	1.51	1.34
20	R	108	CLA	CHC-C1C	6.69	1.51	1.34
20	A	829	CLA	CHC-C1C	6.69	1.51	1.34
20	A	827	CLA	CHC-C1C	6.68	1.51	1.34
20	L	210	CLA	CHC-C1C	6.68	1.51	1.34
20	B	802	CLA	CHC-C1C	6.67	1.51	1.34
20	A	815	CLA	CHD-C1D	6.66	1.51	1.38
20	B	839	CLA	CHC-C1C	6.66	1.51	1.34
20	H	102	CLA	CHC-C1C	6.66	1.51	1.34
20	H	101	CLA	CHC-C1C	6.66	1.51	1.34
20	B	836	CLA	CHC-C1C	6.65	1.51	1.34
20	B	817	CLA	CHC-C1C	6.65	1.50	1.34
20	B	822	CLA	CHC-C1C	6.65	1.50	1.34
20	3	318	CLA	CHC-C1C	6.65	1.50	1.34
20	3	301	CLA	CHC-C1C	6.64	1.50	1.34

Continued on next page...

Continued from previous page...

Mol	Chain	Res	Type	Atoms	Z	Observed(Å)	Ideal(Å)
20	B	834	CLA	CHC-C1C	6.64	1.50	1.34
20	2	302	CLA	CHC-C1C	6.64	1.50	1.34
20	L	209	CLA	CHC-C1C	6.64	1.50	1.34
20	A	832	CLA	CHC-C1C	6.63	1.50	1.34
20	1	206	CLA	CHC-C1C	6.62	1.50	1.34
20	A	828	CLA	CHC-C1C	6.62	1.50	1.34
20	R	107	CLA	CHC-C1C	6.61	1.50	1.34
20	3	311	CLA	CHC-C1C	6.61	1.50	1.34
20	2	312	CLA	CHC-C1C	6.61	1.50	1.34
20	A	817	CLA	CHC-C1C	6.59	1.50	1.34
20	B	827	CLA	CHC-C1C	6.59	1.50	1.34
20	B	842	CLA	CHC-C1C	6.59	1.50	1.34
20	A	834	CLA	CHC-C1C	6.59	1.50	1.34
20	4	315	CLA	CHC-C1C	6.58	1.50	1.34
20	B	850	CLA	CHC-C1C	6.58	1.50	1.34
20	A	825	CLA	CHC-C1C	6.57	1.50	1.34
20	2	311	CLA	CHC-C1C	6.57	1.50	1.34
20	A	806	CLA	CHC-C1C	6.56	1.50	1.34
20	1	205	CLA	CHC-C1C	6.55	1.50	1.34
20	A	812	CLA	CHC-C1C	6.54	1.50	1.34
20	B	831	CLA	CHD-C1D	6.54	1.51	1.38
20	A	816	CLA	CHC-C1C	6.54	1.50	1.34
20	4	313	CLA	CHC-C1C	6.54	1.50	1.34
20	4	306	CLA	CHC-C1C	6.54	1.50	1.34
20	A	849	CLA	CHC-C1C	6.54	1.50	1.34
20	L	203	CLA	CHC-C1C	6.53	1.50	1.34
20	A	801	CLA	CHC-C1C	6.53	1.50	1.34
20	A	830	CLA	CHC-C1C	6.52	1.50	1.34
20	A	850	CLA	CHC-C1C	6.52	1.50	1.34
20	B	826	CLA	CHC-C1C	6.52	1.50	1.34
20	A	826	CLA	CHC-C1C	6.52	1.50	1.34
20	A	811	CLA	CHD-C1D	6.51	1.51	1.38
20	B	812	CLA	CHC-C1C	6.51	1.50	1.34
20	A	807	CLA	CHC-C1C	6.50	1.50	1.34
20	B	810	CLA	CHC-C1C	6.50	1.50	1.34
20	J	101	CLA	CHC-C1C	6.49	1.50	1.34
20	4	304	CLA	CHD-C1D	6.49	1.51	1.38
20	B	823	CLA	CHC-C1C	6.48	1.50	1.34
20	4	305	CLA	CHC-C1C	6.48	1.50	1.34
20	B	837	CLA	CHC-C1C	6.47	1.50	1.34
20	A	833	CLA	CHC-C1C	6.46	1.50	1.34
20	A	811	CLA	CHC-C1C	6.46	1.50	1.34

Continued on next page...

Continued from previous page...

Mol	Chain	Res	Type	Atoms	Z	Observed(Å)	Ideal(Å)
20	A	822	CLA	CHC-C1C	6.46	1.50	1.34
20	A	851	CLA	CHD-C1D	6.46	1.51	1.38
20	3	314	CLA	CHD-C1D	6.45	1.51	1.38
20	B	820	CLA	CHC-C1C	6.45	1.50	1.34
20	H	101	CLA	CHD-C1D	6.45	1.51	1.38
20	1	202	CLA	CHC-C1C	6.44	1.50	1.34
20	A	837	CLA	CHC-C1C	6.44	1.50	1.34
20	K	104	CLA	CHC-C1C	6.44	1.50	1.34
20	A	801	CLA	CHD-C1D	6.44	1.51	1.38
20	B	829	CLA	CHC-C1C	6.41	1.50	1.34
20	B	830	CLA	CHC-C1C	6.41	1.50	1.34
20	F	206	CLA	CHC-C1C	6.38	1.50	1.34
20	B	809	CLA	CHC-C1C	6.37	1.50	1.34
20	B	813	CLA	CHC-C1C	6.37	1.50	1.34
20	A	830	CLA	CHD-C1D	6.37	1.50	1.38
20	A	851	CLA	CHC-C1C	6.36	1.50	1.34
20	B	838	CLA	CHC-C1C	6.36	1.50	1.34
20	4	318	CLA	CHC-C1C	6.34	1.50	1.34
20	2	310	CLA	CHC-C1C	6.34	1.50	1.34
20	A	810	CLA	CHD-C1D	6.34	1.50	1.38
20	B	825	CLA	CHC-C1C	6.33	1.50	1.34
20	K	102	CLA	CHC-C1C	6.33	1.50	1.34
20	A	805	CLA	CHC-C1C	6.33	1.50	1.34
20	2	315	CLA	CHC-C1C	6.33	1.50	1.34
20	H	112	CLA	CHD-C1D	6.32	1.50	1.38
20	2	305	CLA	CHD-C1D	6.32	1.50	1.38
20	A	821	CLA	CHC-C1C	6.30	1.50	1.34
20	A	829	CLA	CHD-C1D	6.30	1.50	1.38
20	4	318	CLA	CHD-C1D	6.29	1.50	1.38
20	4	304	CLA	CHC-C1C	6.28	1.50	1.34
20	B	819	CLA	C3D-C4D	-6.28	1.30	1.44
20	4	303	CLA	CHC-C1C	6.28	1.50	1.34
20	B	807	CLA	CHD-C1D	6.27	1.50	1.38
20	A	821	CLA	CHD-C1D	6.27	1.50	1.38
20	B	810	CLA	CHD-C1D	6.26	1.50	1.38
20	A	822	CLA	CHD-C1D	6.26	1.50	1.38
20	1	205	CLA	CHD-C1D	6.25	1.50	1.38
20	A	818	CLA	CHC-C1C	6.25	1.50	1.34
20	4	317	CLA	CHC-C1C	6.25	1.49	1.34
20	A	831	CLA	CHC-C1C	6.24	1.49	1.34
20	A	819	CLA	CHD-C1D	6.24	1.50	1.38
20	B	823	CLA	CHD-C1D	6.24	1.50	1.38

Continued on next page...

Continued from previous page...

Mol	Chain	Res	Type	Atoms	Z	Observed(Å)	Ideal(Å)
20	K	103	CLA	CHC-C1C	6.24	1.49	1.34
20	J	103	CLA	CHC-C1C	6.23	1.49	1.34
20	B	803	CLA	CHD-C1D	6.22	1.50	1.38
20	B	824	CLA	CHC-C1C	6.22	1.49	1.34
20	3	307	CLA	CHD-C1D	6.20	1.50	1.38
20	B	841	CLA	CHC-C1C	6.19	1.49	1.34
20	1	211	CLA	CHC-C1C	6.19	1.49	1.34
20	B	839	CLA	C3D-C4D	-6.18	1.30	1.44
20	A	815	CLA	CHD-C4C	6.18	1.53	1.39
20	4	310	CLA	CHC-C1C	6.18	1.49	1.34
20	B	812	CLA	C3D-C4D	-6.17	1.30	1.44
20	B	808	CLA	CHC-C1C	6.16	1.49	1.34
20	A	811	CLA	CHD-C4C	6.16	1.53	1.39
20	A	832	CLA	CHD-C1D	6.16	1.50	1.38
20	B	819	CLA	CHC-C1C	6.15	1.49	1.34
20	A	820	CLA	CHD-C1D	6.15	1.50	1.38
20	A	807	CLA	CHD-C1D	6.15	1.50	1.38
20	1	202	CLA	CHD-C1D	6.15	1.50	1.38
20	B	828	CLA	CHD-C1D	6.15	1.50	1.38
20	A	851	CLA	CHD-C4C	6.15	1.53	1.39
20	1	210	CLA	CHD-C1D	6.14	1.50	1.38
20	H	102	CLA	CHD-C1D	6.14	1.50	1.38
20	A	810	CLA	CHD-C4C	6.13	1.53	1.39
20	A	831	CLA	C3D-C4D	-6.13	1.30	1.44
20	B	833	CLA	CHC-C1C	6.12	1.49	1.34
20	1	202	CLA	O2D-CGD	6.12	1.48	1.33
20	L	209	CLA	CHD-C1D	6.10	1.50	1.38
20	2	310	CLA	CHD-C1D	6.10	1.50	1.38
20	B	809	CLA	CHD-C1D	6.10	1.50	1.38
20	4	317	CLA	CHD-C1D	6.10	1.50	1.38
20	A	839	CLA	CHC-C1C	6.09	1.49	1.34
20	H	112	CLA	CHD-C4C	6.09	1.53	1.39
20	2	317	CLA	CHC-C1C	6.09	1.49	1.34
20	L	201	CLA	CHD-C1D	6.09	1.50	1.38
20	2	303	CLA	CHC-C1C	6.09	1.49	1.34
20	A	817	CLA	CHD-C1D	6.08	1.50	1.38
20	H	111	CLA	C3D-C4D	-6.08	1.30	1.44
20	2	317	CLA	C3D-C4D	-6.07	1.30	1.44
20	B	815	CLA	CHD-C1D	6.06	1.50	1.38
20	H	111	CLA	CHC-C1C	6.06	1.49	1.34
20	3	301	CLA	CHD-C1D	6.05	1.50	1.38
20	R	108	CLA	CHD-C1D	6.05	1.50	1.38

Continued on next page...

Continued from previous page...

Mol	Chain	Res	Type	Atoms	Z	Observed(Å)	Ideal(Å)
20	3	318	CLA	CHD-C1D	6.05	1.50	1.38
20	A	803	CLA	CHC-C1C	6.03	1.49	1.34
20	K	103	CLA	CHD-C1D	6.03	1.50	1.38
20	F	207	CLA	CHC-C1C	6.03	1.49	1.34
20	A	826	CLA	CHD-C1D	6.03	1.50	1.38
20	A	821	CLA	CHD-C4C	6.02	1.52	1.39
20	A	835	CLA	CHD-C1D	6.02	1.50	1.38
20	B	840	CLA	CHD-C1D	6.02	1.50	1.38
20	B	824	CLA	C3D-C4D	-6.01	1.30	1.44
20	A	840	CLA	CHD-C1D	6.01	1.50	1.38
20	B	818	CLA	CHD-C1D	6.01	1.50	1.38
20	L	201	CLA	CHD-C4C	6.01	1.52	1.39
20	1	204	CLA	CHC-C1C	6.01	1.49	1.34
20	A	836	CLA	CHD-C1D	6.01	1.50	1.38
20	B	838	CLA	CHD-C1D	6.00	1.50	1.38
20	3	307	CLA	CHD-C4C	6.00	1.52	1.39
20	B	831	CLA	CHD-C4C	6.00	1.52	1.39
20	B	828	CLA	CHD-C4C	6.00	1.52	1.39
20	K	104	CLA	CHD-C1D	5.99	1.50	1.38
20	K	102	CLA	CHD-C1D	5.98	1.50	1.38
20	A	823	CLA	CHD-C1D	5.98	1.50	1.38
20	A	827	CLA	CHD-C1D	5.97	1.50	1.38
20	B	832	CLA	CHD-C1D	5.97	1.50	1.38
20	3	314	CLA	CHD-C4C	5.96	1.52	1.39
20	F	205	CLA	CHD-C1D	5.96	1.50	1.38
20	F	205	CLA	CHD-C4C	5.96	1.52	1.39
20	3	307	CLA	CHC-C1C	5.96	1.49	1.34
20	A	806	CLA	CHD-C1D	5.96	1.50	1.38
20	3	311	CLA	CHD-C1D	5.96	1.50	1.38
20	A	829	CLA	CHD-C4C	5.95	1.52	1.39
20	1	207	CLA	CHD-C1D	5.95	1.50	1.38
20	1	213	CLA	CHC-C1C	5.94	1.49	1.34
20	A	832	CLA	CHD-C4C	5.94	1.52	1.39
20	B	834	CLA	CHD-C1D	5.94	1.50	1.38
20	A	826	CLA	CHD-C4C	5.93	1.52	1.39
20	H	101	CLA	O2D-CGD	5.92	1.47	1.33
20	A	801	CLA	CHD-C4C	5.92	1.52	1.39
20	B	806	CLA	CHD-C4C	5.92	1.52	1.39
20	B	837	CLA	CHD-C1D	5.91	1.50	1.38
20	B	802	CLA	CHD-C1D	5.90	1.50	1.38
20	3	303	CLA	CHD-C1D	5.90	1.50	1.38
20	B	818	CLA	CHD-C4C	5.89	1.52	1.39

Continued on next page...

Continued from previous page...

Mol	Chain	Res	Type	Atoms	Z	Observed(Å)	Ideal(Å)
20	A	822	CLA	CHD-C4C	5.89	1.52	1.39
20	A	833	CLA	CHD-C1D	5.89	1.49	1.38
20	A	808	CLA	CHD-C1D	5.88	1.49	1.38
20	A	833	CLA	O2A-CGA	5.88	1.50	1.30
20	H	101	CLA	CHD-C4C	5.88	1.52	1.39
20	L	209	CLA	CHD-C4C	5.88	1.52	1.39
20	B	810	CLA	CHD-C4C	5.88	1.52	1.39
20	A	805	CLA	CHD-C1D	5.88	1.49	1.38
20	A	812	CLA	CHD-C1D	5.87	1.49	1.38
20	A	820	CLA	CHD-C4C	5.87	1.52	1.39
20	3	315	CLA	C3D-C4D	-5.87	1.31	1.44
20	A	804	CLA	CHD-C4C	5.87	1.52	1.39
20	J	101	CLA	CHD-C1D	5.86	1.49	1.38
20	I	102	CLA	CHD-C1D	5.86	1.49	1.38
20	B	815	CLA	CHD-C4C	5.86	1.52	1.39
20	B	842	CLA	CHD-C1D	5.85	1.49	1.38
20	B	841	CLA	CHD-C1D	5.85	1.49	1.38
20	4	303	CLA	CHD-C4C	5.85	1.52	1.39
20	B	823	CLA	CHD-C4C	5.85	1.52	1.39
20	3	314	CLA	O2D-CGD	5.84	1.47	1.33
20	B	838	CLA	CHD-C4C	5.83	1.52	1.39
20	B	831	CLA	O2D-CGD	5.83	1.47	1.33
20	B	850	CLA	CHD-C1D	5.83	1.49	1.38
20	2	310	CLA	CHD-C4C	5.83	1.52	1.39
20	A	805	CLA	CHD-C4C	5.82	1.52	1.39
20	3	310	CLA	CHC-C1C	5.82	1.48	1.34
20	2	311	CLA	CHD-C1D	5.82	1.49	1.38
20	A	813	CLA	CHD-C1D	5.82	1.49	1.38
20	R	107	CLA	CHD-C1D	5.81	1.49	1.38
20	K	101	CLA	CHD-C1D	5.81	1.49	1.38
20	B	816	CLA	CHD-C1D	5.81	1.49	1.38
20	B	807	CLA	CHD-C4C	5.81	1.52	1.39
20	A	825	CLA	CHD-C1D	5.81	1.49	1.38
20	4	318	CLA	CHD-C4C	5.80	1.52	1.39
20	A	833	CLA	CHD-C4C	5.80	1.52	1.39
20	A	834	CLA	CHD-C1D	5.79	1.49	1.38
20	A	809	CLA	CHD-C4C	5.79	1.52	1.39
20	1	205	CLA	CHD-C4C	5.78	1.52	1.39
20	A	806	CLA	CHD-C4C	5.78	1.52	1.39
20	A	807	CLA	CHD-C4C	5.77	1.52	1.39
20	A	823	CLA	CHD-C4C	5.77	1.52	1.39
20	A	830	CLA	CHD-C4C	5.77	1.52	1.39

Continued on next page...

Continued from previous page...

Mol	Chain	Res	Type	Atoms	Z	Observed(Å)	Ideal(Å)
20	B	827	CLA	CHD-C1D	5.76	1.49	1.38
20	K	104	CLA	C3D-C4D	-5.76	1.31	1.44
20	B	809	CLA	CHD-C4C	5.76	1.52	1.39
20	B	813	CLA	CHD-C1D	5.75	1.49	1.38
20	B	821	CLA	CHD-C1D	5.75	1.49	1.38
20	2	305	CLA	CHD-C4C	5.75	1.52	1.39
20	A	840	CLA	CHD-C4C	5.74	1.52	1.39
20	A	804	CLA	CHD-C1D	5.73	1.49	1.38
20	4	302	CLA	CHD-C1D	5.73	1.49	1.38
20	B	835	CLA	CHD-C1D	5.73	1.49	1.38
20	1	203	CLA	C3D-C4D	-5.72	1.31	1.44
20	B	830	CLA	CHD-C1D	5.72	1.49	1.38
20	A	839	CLA	O2D-CGD	5.72	1.47	1.33
20	A	801	CLA	O2D-CGD	5.72	1.47	1.33
20	B	826	CLA	CHD-C1D	5.71	1.49	1.38
20	A	819	CLA	CHD-C4C	5.71	1.52	1.39
20	R	107	CLA	O2D-CGD	5.70	1.47	1.33
20	A	809	CLA	CHC-C1C	5.70	1.48	1.34
20	L	208	CLA	CHD-C1D	5.70	1.49	1.38
20	A	815	CLA	O2D-CGD	5.70	1.47	1.33
20	L	202	CLA	CHD-C1D	5.69	1.49	1.38
22	B	801	BCR	C21-C22	-5.69	1.22	1.35
20	1	206	CLA	O2D-CGD	5.69	1.47	1.33
20	R	107	CLA	CHD-C4C	5.68	1.52	1.39
20	A	837	CLA	CHD-C1D	5.68	1.49	1.38
20	B	802	CLA	CHD-C4C	5.68	1.52	1.39
20	2	305	CLA	O2D-CGD	5.68	1.47	1.33
20	B	803	CLA	CHD-C4C	5.68	1.52	1.39
20	A	850	CLA	CHD-C1D	5.68	1.49	1.38
20	B	814	CLA	CHD-C1D	5.68	1.49	1.38
20	B	833	CLA	CHD-C1D	5.68	1.49	1.38
20	4	304	CLA	CHD-C4C	5.68	1.52	1.39
20	F	206	CLA	CHD-C1D	5.68	1.49	1.38
20	A	828	CLA	CHD-C4C	5.67	1.52	1.39
20	4	313	CLA	CHD-C1D	5.67	1.49	1.38
20	F	207	CLA	C3D-C4D	-5.67	1.31	1.44
20	K	103	CLA	C3D-C4D	-5.67	1.31	1.44
20	A	827	CLA	CHD-C4C	5.66	1.52	1.39
20	A	835	CLA	CHD-C4C	5.66	1.52	1.39
20	H	102	CLA	O2D-CGD	5.65	1.47	1.33
20	A	812	CLA	CHD-C4C	5.65	1.52	1.39
20	A	818	CLA	C3D-C4D	-5.65	1.31	1.44

Continued on next page...

Continued from previous page...

Mol	Chain	Res	Type	Atoms	Z	Observed(Å)	Ideal(Å)
20	B	840	CLA	CHD-C4C	5.65	1.52	1.39
20	A	810	CLA	O2D-CGD	5.64	1.47	1.33
20	B	837	CLA	CHD-C4C	5.64	1.52	1.39
20	2	307	CLA	CHC-C1C	5.64	1.48	1.34
20	H	102	CLA	CHD-C4C	5.64	1.52	1.39
20	A	808	CLA	CHD-C4C	5.64	1.52	1.39
20	A	836	CLA	CHD-C4C	5.64	1.52	1.39
20	B	834	CLA	CHD-C4C	5.63	1.52	1.39
20	K	103	CLA	O2D-CGD	5.63	1.47	1.33
20	1	213	CLA	C3D-C4D	-5.62	1.31	1.44
20	A	824	CLA	CHD-C1D	5.62	1.49	1.38
20	L	208	CLA	O2D-CGD	5.62	1.47	1.33
20	4	301	CLA	O2D-CGD	5.62	1.47	1.33
20	3	318	CLA	CHD-C4C	5.62	1.52	1.39
20	F	207	CLA	CHD-C1D	5.61	1.49	1.38
20	A	838	CLA	CHD-C1D	5.61	1.49	1.38
20	4	303	CLA	O2D-CGD	5.61	1.47	1.33
20	4	306	CLA	C3D-C4D	-5.61	1.31	1.44
20	B	817	CLA	CHD-C1D	5.60	1.49	1.38
20	B	850	CLA	CHD-C4C	5.60	1.52	1.39
20	A	828	CLA	CHD-C1D	5.60	1.49	1.38
20	B	806	CLA	CHD-C1D	5.60	1.49	1.38
20	R	108	CLA	O2D-CGD	5.59	1.47	1.33
20	A	813	CLA	CHD-C4C	5.59	1.51	1.39
20	3	311	CLA	CHD-C4C	5.58	1.51	1.39
20	B	836	CLA	C3D-C4D	-5.58	1.31	1.44
20	A	817	CLA	CHD-C4C	5.58	1.51	1.39
20	L	203	CLA	CHD-C1D	5.58	1.49	1.38
20	B	817	CLA	CHD-C4C	5.58	1.51	1.39
20	B	816	CLA	O2D-CGD	5.58	1.46	1.33
20	2	307	CLA	CHD-C4C	5.58	1.51	1.39
20	B	821	CLA	CHD-C4C	5.57	1.51	1.39
20	2	311	CLA	O2D-CGD	5.57	1.46	1.33
20	B	815	CLA	O2D-CGD	5.57	1.46	1.33
20	1	215	CLA	O2D-CGD	5.57	1.46	1.33
20	1	204	CLA	O2D-CGD	5.57	1.46	1.33
20	R	108	CLA	CHD-C4C	5.57	1.51	1.39
20	1	210	CLA	CHD-C4C	5.57	1.51	1.39
20	B	827	CLA	CHD-C4C	5.56	1.51	1.39
20	A	816	CLA	C3D-C4D	-5.56	1.31	1.44
20	B	825	CLA	CHD-C1D	5.56	1.49	1.38
20	L	210	CLA	CHD-C4C	5.55	1.51	1.39

Continued on next page...

Continued from previous page...

Mol	Chain	Res	Type	Atoms	Z	Observed(Å)	Ideal(Å)
20	F	201	CLA	CHC-C1C	5.55	1.48	1.34
20	4	317	CLA	CHD-C4C	5.55	1.51	1.39
20	1	203	CLA	CHD-C1D	5.55	1.49	1.38
20	L	210	CLA	O2D-CGD	5.55	1.46	1.33
20	3	307	CLA	C3D-C4D	-5.55	1.31	1.44
20	L	202	CLA	CHD-C4C	5.54	1.51	1.39
20	B	825	CLA	CHD-C4C	5.54	1.51	1.39
20	1	202	CLA	CHD-C4C	5.54	1.51	1.39
20	1	207	CLA	CHD-C4C	5.54	1.51	1.39
20	K	103	CLA	CHD-C4C	5.54	1.51	1.39
20	1	201	CLA	CHD-C1D	5.54	1.49	1.38
20	B	816	CLA	CHD-C4C	5.54	1.51	1.39
20	H	112	CLA	O2D-CGD	5.54	1.46	1.33
20	B	828	CLA	C3D-C4D	-5.54	1.31	1.44
20	2	307	CLA	CHD-C1D	5.54	1.49	1.38
20	B	822	CLA	CHD-C4C	5.54	1.51	1.39
20	A	840	CLA	O2D-CGD	5.54	1.46	1.33
20	3	301	CLA	CHD-C4C	5.53	1.51	1.39
20	A	805	CLA	O2D-CGD	5.53	1.46	1.33
20	A	803	CLA	C3D-C4D	-5.53	1.31	1.44
20	1	201	CLA	CHC-C1C	5.53	1.48	1.34
20	B	839	CLA	C4C-C3C	-5.53	1.35	1.45
20	L	204	CLA	CHD-C1D	5.53	1.49	1.38
20	2	303	CLA	C3D-C4D	-5.53	1.31	1.44
20	B	823	CLA	O2D-CGD	5.53	1.46	1.33
20	1	204	CLA	CHD-C1D	5.53	1.49	1.38
20	G	105	CLA	CHD-C1D	5.52	1.49	1.38
20	A	834	CLA	CHD-C4C	5.52	1.51	1.39
20	I	102	CLA	CHD-C4C	5.52	1.51	1.39
20	K	104	CLA	CHD-C4C	5.52	1.51	1.39
20	A	819	CLA	O2D-CGD	5.52	1.46	1.33
20	A	824	CLA	CHD-C4C	5.52	1.51	1.39
20	L	208	CLA	CHD-C4C	5.52	1.51	1.39
20	B	835	CLA	CHD-C4C	5.52	1.51	1.39
22	I	101	BCR	C20-C21	-5.52	1.26	1.43
20	L	204	CLA	O2D-CGD	5.51	1.46	1.33
20	3	303	CLA	CHD-C4C	5.50	1.51	1.39
20	J	101	CLA	CHD-C4C	5.50	1.51	1.39
20	4	310	CLA	C3D-C4D	-5.50	1.31	1.44
20	B	826	CLA	CHD-C4C	5.50	1.51	1.39
20	L	203	CLA	CHD-C4C	5.49	1.51	1.39
20	B	829	CLA	CHD-C1D	5.49	1.49	1.38

Continued on next page...

Continued from previous page...

Mol	Chain	Res	Type	Atoms	Z	Observed(Å)	Ideal(Å)
20	B	806	CLA	O2D-CGD	5.49	1.46	1.33
20	4	306	CLA	CHD-C1D	5.49	1.49	1.38
20	K	101	CLA	CHD-C4C	5.49	1.51	1.39
20	K	102	CLA	CHD-C4C	5.48	1.51	1.39
20	A	838	CLA	CHD-C4C	5.48	1.51	1.39
20	4	306	CLA	CHD-C4C	5.47	1.51	1.39
20	2	303	CLA	CHD-C1D	5.47	1.49	1.38
20	3	310	CLA	C3D-C4D	-5.46	1.31	1.44
20	A	837	CLA	CHD-C4C	5.46	1.51	1.39
20	B	814	CLA	CHD-C4C	5.46	1.51	1.39
20	4	317	CLA	O2D-CGD	5.46	1.46	1.33
20	4	301	CLA	CHD-C1D	5.45	1.49	1.38
20	1	204	CLA	C3D-C4D	-5.45	1.31	1.44
20	B	813	CLA	CHD-C4C	5.45	1.51	1.39
20	A	832	CLA	O2D-CGD	5.45	1.46	1.33
20	A	822	CLA	O2D-CGD	5.45	1.46	1.33
20	B	832	CLA	CHD-C4C	5.44	1.51	1.39
20	A	820	CLA	O2D-CGD	5.44	1.46	1.33
20	B	822	CLA	O2D-CGD	5.44	1.46	1.33
20	1	204	CLA	CHD-C4C	5.43	1.51	1.39
20	A	850	CLA	CHD-C4C	5.43	1.51	1.39
20	A	833	CLA	O2D-CGD	5.43	1.46	1.33
20	G	105	CLA	CHD-C4C	5.43	1.51	1.39
20	A	825	CLA	CHD-C4C	5.43	1.51	1.39
20	3	307	CLA	O2D-CGD	5.42	1.46	1.33
20	A	806	CLA	O2D-CGD	5.42	1.46	1.33
20	4	310	CLA	O2D-CGD	5.42	1.46	1.33
20	B	842	CLA	CHD-C4C	5.41	1.51	1.39
20	A	812	CLA	O2D-CGD	5.41	1.46	1.33
20	F	206	CLA	CHD-C4C	5.41	1.51	1.39
20	A	838	CLA	O2D-CGD	5.41	1.46	1.33
20	2	310	CLA	C3D-C4D	-5.40	1.32	1.44
20	B	834	CLA	O2D-CGD	5.39	1.46	1.33
20	L	209	CLA	O2D-CGD	5.39	1.46	1.33
20	B	818	CLA	O2D-CGD	5.39	1.46	1.33
20	L	201	CLA	O2D-CGD	5.39	1.46	1.33
20	A	821	CLA	O2D-CGD	5.39	1.46	1.33
20	L	204	CLA	CHD-C4C	5.38	1.51	1.39
20	B	808	CLA	C3D-C4D	-5.38	1.32	1.44
20	2	315	CLA	O2D-CGD	5.38	1.46	1.33
20	1	213	CLA	CHD-C4C	5.37	1.51	1.39
20	4	301	CLA	CHD-C4C	5.37	1.51	1.39

Continued on next page...

Continued from previous page...

Mol	Chain	Res	Type	Atoms	Z	Observed(Å)	Ideal(Å)
20	A	802	CLA	CHD-C1D	5.36	1.51	1.38
20	3	311	CLA	O2D-CGD	5.35	1.46	1.33
20	B	840	CLA	O2D-CGD	5.35	1.46	1.33
20	2	312	CLA	C3D-C4D	-5.35	1.32	1.44
20	2	302	CLA	C3D-C4D	-5.35	1.32	1.44
20	4	302	CLA	C3D-C4D	-5.35	1.32	1.44
20	K	101	CLA	C3D-C4D	-5.35	1.32	1.44
20	K	102	CLA	C3D-C4D	-5.34	1.32	1.44
20	A	841	CLA	CHD-C1D	5.34	1.51	1.38
20	A	834	CLA	C3D-C4D	-5.34	1.32	1.44
20	J	101	CLA	O2D-CGD	5.33	1.46	1.33
20	A	807	CLA	O2D-CGD	5.33	1.46	1.33
20	B	810	CLA	O2D-CGD	5.33	1.46	1.33
20	2	307	CLA	O2D-CGD	5.33	1.46	1.33
20	F	207	CLA	O2D-CGD	5.33	1.46	1.33
20	B	817	CLA	O2D-CGD	5.33	1.46	1.33
20	B	835	CLA	O2D-CGD	5.33	1.46	1.33
20	B	826	CLA	C3D-C4D	-5.33	1.32	1.44
20	A	849	CLA	O2D-CGD	5.32	1.46	1.33
20	1	201	CLA	C3D-C4D	-5.32	1.32	1.44
20	K	102	CLA	O2D-CGD	5.32	1.46	1.33
20	G	105	CLA	O2D-CGD	5.32	1.46	1.33
20	A	817	CLA	O2D-CGD	5.32	1.46	1.33
20	4	305	CLA	C3D-C4D	-5.32	1.32	1.44
20	B	803	CLA	O2D-CGD	5.32	1.46	1.33
20	J	103	CLA	C3D-C4D	-5.31	1.32	1.44
20	B	830	CLA	O2D-CGD	5.31	1.46	1.33
20	B	833	CLA	CHD-C4C	5.31	1.51	1.39
20	B	825	CLA	O2D-CGD	5.31	1.46	1.33
20	1	211	CLA	O2D-CGD	5.30	1.46	1.33
20	4	313	CLA	CHD-C4C	5.30	1.51	1.39
20	4	306	CLA	O2D-CGD	5.29	1.46	1.33
20	B	824	CLA	C4C-C3C	-5.29	1.36	1.45
20	L	210	CLA	CHD-C1D	5.29	1.48	1.38
20	3	315	CLA	CHC-C1C	5.29	1.47	1.34
20	A	834	CLA	O2D-CGD	5.29	1.46	1.33
20	A	816	CLA	CHD-C1D	5.29	1.48	1.38
20	2	311	CLA	CHD-C4C	5.28	1.51	1.39
20	3	315	CLA	CHD-C4C	5.28	1.51	1.39
20	4	304	CLA	O2D-CGD	5.28	1.46	1.33
20	B	833	CLA	O2D-CGD	5.28	1.46	1.33
20	4	302	CLA	CHD-C4C	5.28	1.51	1.39

Continued on next page...

Continued from previous page...

Mol	Chain	Res	Type	Atoms	Z	Observed(Å)	Ideal(Å)
20	G	105	CLA	C3D-C4D	-5.28	1.32	1.44
20	B	813	CLA	O2D-CGD	5.28	1.46	1.33
20	A	825	CLA	C3D-C4D	-5.27	1.32	1.44
20	B	824	CLA	CHD-C1D	5.27	1.48	1.38
20	3	310	CLA	C4C-C3C	-5.27	1.36	1.45
20	1	213	CLA	CHD-C1D	5.27	1.48	1.38
20	A	804	CLA	O2A-CGA	5.26	1.48	1.33
20	B	811	CLA	CHD-C1D	5.26	1.51	1.38
20	2	307	CLA	C3D-C4D	-5.26	1.32	1.44
20	A	810	CLA	C3D-C4D	-5.26	1.32	1.44
20	F	207	CLA	CHD-C4C	5.26	1.51	1.39
20	A	811	CLA	O2D-CGD	5.26	1.46	1.33
20	A	808	CLA	C3D-C4D	-5.26	1.32	1.44
20	B	807	CLA	O2D-CGD	5.25	1.46	1.33
20	B	834	CLA	C3D-C4D	-5.24	1.32	1.44
20	B	829	CLA	CHD-C4C	5.24	1.51	1.39
20	L	203	CLA	O2D-CGD	5.24	1.46	1.33
20	2	315	CLA	C3D-C4D	-5.23	1.32	1.44
20	I	102	CLA	O2D-CGD	5.23	1.46	1.33
20	B	831	CLA	C3D-C4D	-5.23	1.32	1.44
20	B	820	CLA	CHD-C1D	5.23	1.48	1.38
20	L	202	CLA	O2D-CGD	5.23	1.46	1.33
20	B	841	CLA	CHD-C4C	5.23	1.51	1.39
20	A	828	CLA	O2D-CGD	5.22	1.46	1.33
20	1	211	CLA	C3D-C4D	-5.22	1.32	1.44
20	B	830	CLA	C3D-C4D	-5.21	1.32	1.44
20	B	802	CLA	O2D-CGD	5.21	1.46	1.33
20	F	207	CLA	C3A-C2A	-5.21	1.40	1.54
20	3	315	CLA	CHD-C1D	5.21	1.48	1.38
20	A	849	CLA	CHD-C4C	5.21	1.51	1.39
20	B	833	CLA	C3D-C4D	-5.20	1.32	1.44
20	2	310	CLA	O2D-CGD	5.20	1.46	1.33
20	B	819	CLA	CHD-C1D	5.20	1.48	1.38
20	A	839	CLA	O2A-CGA	5.20	1.48	1.33
20	1	206	CLA	CHD-C4C	5.19	1.51	1.39
20	B	828	CLA	O2D-CGD	5.19	1.46	1.33
20	A	839	CLA	CHD-C1D	5.19	1.48	1.38
20	L	202	CLA	C3D-C4D	-5.19	1.32	1.44
20	A	824	CLA	C3D-C4D	-5.19	1.32	1.44
20	B	820	CLA	CHD-C4C	5.19	1.51	1.39
20	B	830	CLA	CHD-C4C	5.19	1.51	1.39
20	3	310	CLA	O2D-CGD	5.19	1.46	1.33

Continued on next page...

Continued from previous page...

Mol	Chain	Res	Type	Atoms	Z	Observed(Å)	Ideal(Å)
20	4	312	CLA	CHD-C1D	5.19	1.51	1.38
20	A	836	CLA	O2D-CGD	5.18	1.46	1.33
20	1	213	CLA	O2D-CGD	5.18	1.46	1.33
20	1	203	CLA	CHD-C4C	5.18	1.51	1.39
20	F	201	CLA	C4C-C3C	-5.18	1.36	1.45
20	A	850	CLA	O2D-CGD	5.18	1.46	1.33
20	2	311	CLA	C3D-C4D	-5.18	1.32	1.44
20	A	833	CLA	C3D-C4D	-5.18	1.32	1.44
20	A	803	CLA	CHD-C1D	5.17	1.48	1.38
20	H	101	CLA	O2A-CGA	5.17	1.48	1.33
20	1	213	CLA	C3A-C2A	-5.17	1.40	1.54
20	A	803	CLA	CHD-C4C	5.17	1.51	1.39
20	A	829	CLA	O2D-CGD	5.17	1.45	1.33
20	2	312	CLA	O2D-CGD	5.16	1.45	1.33
20	F	206	CLA	O2D-CGD	5.16	1.45	1.33
20	2	315	CLA	C4C-C3C	-5.16	1.36	1.45
20	B	836	CLA	CHD-C4C	5.16	1.50	1.39
20	A	816	CLA	O2D-CGD	5.16	1.45	1.33
20	4	318	CLA	C3D-C4D	-5.16	1.32	1.44
20	F	201	CLA	C3D-C4D	-5.16	1.32	1.44
20	A	827	CLA	O2D-CGD	5.15	1.45	1.33
20	2	303	CLA	CHD-C4C	5.15	1.50	1.39
23	A	842	PQN	C10-C5	5.15	1.49	1.40
20	A	829	CLA	C3D-C4D	-5.15	1.32	1.44
20	A	805	CLA	O2A-CGA	5.15	1.48	1.33
20	B	809	CLA	C3D-C4D	-5.15	1.32	1.44
20	B	808	CLA	CHD-C1D	5.15	1.48	1.38
20	4	302	CLA	C3A-C2A	-5.15	1.49	1.54
20	1	201	CLA	CHD-C4C	5.15	1.50	1.39
20	1	203	CLA	O2D-CGD	5.15	1.45	1.33
20	3	311	CLA	C3D-C4D	-5.15	1.32	1.44
20	B	821	CLA	O2D-CGD	5.15	1.45	1.33
20	3	315	CLA	O2D-CGD	5.14	1.45	1.33
20	A	851	CLA	O2D-CGD	5.13	1.45	1.33
20	B	808	CLA	CHD-C4C	5.13	1.50	1.39
20	A	839	CLA	C3D-C4D	-5.13	1.32	1.44
20	B	822	CLA	CHD-C1D	5.12	1.48	1.38
20	4	306	CLA	C4C-C3C	-5.11	1.36	1.45
20	A	808	CLA	O2D-CGD	5.11	1.45	1.33
20	B	809	CLA	O2D-CGD	5.10	1.45	1.33
20	A	838	CLA	C3D-C4D	-5.10	1.32	1.44
20	F	206	CLA	C3D-C4D	-5.10	1.32	1.44

Continued on next page...

Continued from previous page...

Mol	Chain	Res	Type	Atoms	Z	Observed(Å)	Ideal(Å)
20	J	101	CLA	C3D-C4D	-5.10	1.32	1.44
20	B	819	CLA	CHD-C4C	5.09	1.50	1.39
20	K	101	CLA	O2D-CGD	5.09	1.45	1.33
20	I	102	CLA	C3D-C4D	-5.09	1.32	1.44
20	L	203	CLA	C3D-C4D	-5.09	1.32	1.44
20	4	303	CLA	CHD-C1D	5.09	1.48	1.38
20	2	302	CLA	O2D-CGD	5.09	1.45	1.33
20	2	303	CLA	O2D-CGD	5.09	1.45	1.33
20	F	201	CLA	O2D-CGD	5.09	1.45	1.33
20	A	837	CLA	O2D-CGD	5.09	1.45	1.33
20	A	831	CLA	C4C-C3C	-5.08	1.36	1.45
20	A	849	CLA	CHD-C1D	5.08	1.48	1.38
20	2	312	CLA	CHD-C4C	5.08	1.50	1.39
20	A	835	CLA	C3D-C4D	-5.07	1.32	1.44
20	B	835	CLA	C3D-C4D	-5.07	1.32	1.44
20	A	836	CLA	C3D-C4D	-5.07	1.32	1.44
20	F	205	CLA	C3D-C4D	-5.06	1.32	1.44
20	F	206	CLA	C3A-C2A	-5.06	1.50	1.54
20	A	835	CLA	O2D-CGD	5.06	1.45	1.33
20	A	823	CLA	C3D-C4D	-5.06	1.32	1.44
20	1	206	CLA	CHD-C1D	5.06	1.48	1.38
20	4	305	CLA	O2D-CGD	5.06	1.45	1.33
20	J	103	CLA	CHD-C1D	5.05	1.48	1.38
20	B	823	CLA	C3D-C4D	-5.05	1.32	1.44
20	4	309	CLA	CHD-C1D	5.05	1.50	1.38
20	A	816	CLA	CHD-C4C	5.05	1.50	1.39
20	B	814	CLA	O2D-CGD	5.05	1.45	1.33
20	4	307	CLA	CHD-C1D	5.05	1.50	1.38
20	B	829	CLA	O2D-CGD	5.04	1.45	1.33
20	2	311	CLA	O2A-CGA	5.04	1.48	1.33
20	A	829	CLA	O2A-CGA	5.04	1.48	1.33
20	A	851	CLA	C3D-C4D	-5.04	1.32	1.44
20	B	812	CLA	CHD-C4C	5.04	1.50	1.39
20	2	317	CLA	CHD-C4C	5.03	1.50	1.39
20	A	820	CLA	C3D-C4D	-5.02	1.32	1.44
20	B	837	CLA	O2D-CGD	5.02	1.45	1.33
20	B	841	CLA	O2D-CGD	5.02	1.45	1.33
20	B	836	CLA	CHD-C1D	5.02	1.48	1.38
20	4	301	CLA	C3D-C4D	-5.01	1.32	1.44
20	A	839	CLA	CHD-C4C	5.01	1.50	1.39
20	A	832	CLA	C3D-C4D	-5.01	1.32	1.44
20	2	317	CLA	O2D-CGD	5.00	1.45	1.33

Continued on next page...

Continued from previous page...

Mol	Chain	Res	Type	Atoms	Z	Observed(Å)	Ideal(Å)
20	1	207	CLA	O2D-CGD	5.00	1.45	1.33
20	J	103	CLA	CHD-C4C	5.00	1.50	1.39
20	B	820	CLA	O2D-CGD	5.00	1.45	1.33
20	B	832	CLA	O2D-CGD	4.99	1.45	1.33
20	A	850	CLA	O2A-CGA	4.99	1.47	1.33
20	B	850	CLA	C3D-C4D	-4.99	1.33	1.44
20	B	827	CLA	C3D-C4D	-4.99	1.33	1.44
20	A	807	CLA	C3D-C4D	-4.98	1.33	1.44
20	B	838	CLA	C3D-C4D	-4.98	1.33	1.44
20	A	818	CLA	C4C-C3C	-4.98	1.36	1.45
20	A	823	CLA	O2D-CGD	4.98	1.45	1.33
20	A	809	CLA	O2D-CGD	4.97	1.45	1.33
20	B	827	CLA	O2D-CGD	4.97	1.45	1.33
20	3	301	CLA	C3D-C4D	-4.96	1.33	1.44
20	1	215	CLA	C4C-C3C	-4.96	1.36	1.45
20	B	840	CLA	C3D-C4D	-4.96	1.33	1.44
20	2	315	CLA	CHD-C4C	4.96	1.50	1.39
20	R	108	CLA	O2A-CGA	4.96	1.47	1.33
20	B	802	CLA	C3D-C4D	-4.95	1.33	1.44
20	4	310	CLA	CHD-C4C	4.95	1.50	1.39
20	4	305	CLA	CHD-C1D	4.94	1.48	1.38
20	A	813	CLA	O2D-CGD	4.94	1.45	1.33
20	L	204	CLA	OBD-CAD	4.94	1.31	1.22
20	A	804	CLA	C3D-C4D	-4.94	1.33	1.44
20	B	832	CLA	C3D-C4D	-4.93	1.33	1.44
20	B	829	CLA	C3D-C4D	-4.93	1.33	1.44
20	B	824	CLA	CHD-C4C	4.93	1.50	1.39
20	L	208	CLA	C3D-C4D	-4.93	1.33	1.44
20	A	828	CLA	C3D-C4D	-4.93	1.33	1.44
20	3	306	CLA	CHD-C1D	4.93	1.50	1.38
20	2	312	CLA	CHD-C1D	4.92	1.48	1.38
20	1	212	CLA	CHD-C1D	4.92	1.50	1.38
20	2	302	CLA	CHD-C4C	4.92	1.50	1.39
20	3	318	CLA	C3D-C4D	-4.92	1.33	1.44
20	1	201	CLA	O2D-CGD	4.92	1.45	1.33
20	A	818	CLA	CHD-C4C	4.92	1.50	1.39
20	3	309	CLA	CHD-C1D	4.92	1.50	1.38
20	B	807	CLA	C3D-C4D	-4.91	1.33	1.44
20	3	302	CLA	CHD-C1D	4.91	1.50	1.38
20	1	209	CLA	CHD-C1D	4.91	1.50	1.38
20	R	107	CLA	O2A-CGA	4.91	1.47	1.33
20	A	826	CLA	C3D-C4D	-4.90	1.33	1.44

Continued on next page...

Continued from previous page...

Mol	Chain	Res	Type	Atoms	Z	Observed(Å)	Ideal(Å)
20	B	820	CLA	C3D-C4D	-4.90	1.33	1.44
20	A	824	CLA	O2D-CGD	4.90	1.45	1.33
20	A	817	CLA	C3D-C4D	-4.90	1.33	1.44
20	4	312	CLA	CHC-C1C	4.90	1.51	1.39
20	K	104	CLA	O2D-CGD	4.89	1.45	1.33
20	A	805	CLA	C3D-C4D	-4.89	1.33	1.44
20	A	822	CLA	O2A-CGA	4.89	1.47	1.33
20	I	102	CLA	O2A-CGA	4.89	1.47	1.33
20	A	806	CLA	C3D-C4D	-4.89	1.33	1.44
20	2	317	CLA	CHD-C1D	4.88	1.48	1.38
20	A	809	CLA	C3D-C4D	-4.88	1.33	1.44
20	B	850	CLA	O2D-CGD	4.88	1.45	1.33
20	A	812	CLA	C3D-C4D	-4.88	1.33	1.44
20	3	313	CLA	CHC-C1C	4.87	1.51	1.39
20	A	827	CLA	O2A-CGA	4.87	1.47	1.33
20	4	308	CLA	CHD-C1D	4.87	1.50	1.38
20	B	837	CLA	C3D-C4D	-4.87	1.33	1.44
20	B	836	CLA	O2D-CGD	4.87	1.45	1.33
20	A	830	CLA	C3D-C4D	-4.87	1.33	1.44
20	A	804	CLA	O2D-CGD	4.87	1.45	1.33
20	A	818	CLA	O2D-CGD	4.87	1.45	1.33
23	B	843	PQN	C10-C5	4.87	1.48	1.40
20	4	317	CLA	C3D-C4D	-4.87	1.33	1.44
22	F	204	BCR	C21-C22	-4.86	1.24	1.35
20	2	302	CLA	CHD-C1D	4.86	1.47	1.38
20	B	812	CLA	CHD-C1D	4.86	1.47	1.38
20	B	838	CLA	O2D-CGD	4.86	1.45	1.33
20	1	205	CLA	C3D-C4D	-4.86	1.33	1.44
20	L	204	CLA	C3D-C4D	-4.86	1.33	1.44
20	B	826	CLA	O2D-CGD	4.86	1.45	1.33
20	B	818	CLA	O2A-CGA	4.86	1.47	1.33
20	4	315	CLA	C3D-C4D	-4.85	1.33	1.44
20	A	803	CLA	O2D-CGD	4.85	1.45	1.33
20	3	316	CLA	CHD-C1D	4.85	1.50	1.38
20	3	313	CLA	CHD-C1D	4.84	1.50	1.38
20	B	825	CLA	C3D-C4D	-4.84	1.33	1.44
20	A	815	CLA	C3D-C4D	-4.84	1.33	1.44
20	1	210	CLA	C3D-C4D	-4.84	1.33	1.44
20	B	841	CLA	C3D-C4D	-4.84	1.33	1.44
20	B	806	CLA	C3D-C4D	-4.83	1.33	1.44
20	4	315	CLA	CHD-C1D	4.83	1.47	1.38
20	R	107	CLA	C3D-C4D	-4.83	1.33	1.44

Continued on next page...

Continued from previous page...

Mol	Chain	Res	Type	Atoms	Z	Observed(Å)	Ideal(Å)
20	A	825	CLA	O2D-CGD	4.83	1.45	1.33
20	4	315	CLA	CHD-C4C	4.83	1.50	1.39
20	1	215	CLA	C3D-C4D	-4.83	1.33	1.44
20	1	211	CLA	CHD-C4C	4.82	1.50	1.39
20	3	303	CLA	C3D-C4D	-4.81	1.33	1.44
20	B	822	CLA	C3D-C4D	-4.81	1.33	1.44
20	H	112	CLA	C3D-C4D	-4.81	1.33	1.44
20	B	839	CLA	CHD-C4C	4.81	1.50	1.39
20	A	801	CLA	O2A-CGA	4.81	1.47	1.33
20	2	302	CLA	C4C-C3C	-4.81	1.36	1.45
20	H	111	CLA	O2D-CGD	4.80	1.45	1.33
20	4	314	CLA	CHC-C1C	4.80	1.51	1.39
20	4	303	CLA	C3D-C4D	-4.80	1.33	1.44
20	A	813	CLA	C3D-C4D	-4.80	1.33	1.44
20	3	304	CLA	CHD-C1D	4.80	1.50	1.38
20	1	211	CLA	O2A-CGA	4.80	1.47	1.33
20	A	819	CLA	C3D-C4D	-4.80	1.33	1.44
20	3	308	CLA	CHD-C1D	4.79	1.50	1.38
20	B	813	CLA	C3D-C4D	-4.79	1.33	1.44
20	1	207	CLA	C3D-C4D	-4.79	1.33	1.44
20	B	815	CLA	C3D-C4D	-4.79	1.33	1.44
20	B	816	CLA	C3D-C4D	-4.79	1.33	1.44
20	A	811	CLA	O2A-CGA	4.79	1.47	1.33
20	3	310	CLA	CHD-C1D	4.78	1.47	1.38
20	A	811	CLA	C3D-C4D	-4.78	1.33	1.44
20	A	814	CLA	CHD-C1D	4.78	1.50	1.38
20	L	209	CLA	C3D-C4D	-4.78	1.33	1.44
20	3	302	CLA	CHC-C1C	4.78	1.51	1.39
20	B	814	CLA	C3D-C4D	-4.78	1.33	1.44
20	A	808	CLA	O2A-CGA	4.78	1.47	1.33
20	1	207	CLA	O2A-CGA	4.77	1.47	1.33
20	B	815	CLA	O2A-CGA	4.77	1.47	1.33
20	A	812	CLA	O2A-CGA	4.77	1.47	1.33
20	2	301	CLA	CHD-C1D	4.77	1.50	1.38
20	3	314	CLA	C3D-C4D	-4.77	1.33	1.44
20	B	818	CLA	C3D-C4D	-4.77	1.33	1.44
20	1	206	CLA	C3D-C4D	-4.76	1.33	1.44
20	B	837	CLA	O2A-CGA	4.76	1.47	1.33
20	B	810	CLA	O2A-CGA	4.76	1.47	1.33
20	H	102	CLA	C3D-C4D	-4.76	1.33	1.44
20	2	315	CLA	CHD-C1D	4.75	1.47	1.38
20	3	317	CLA	CHC-C1C	4.75	1.50	1.39

Continued on next page...

Continued from previous page...

Mol	Chain	Res	Type	Atoms	Z	Observed(Å)	Ideal(Å)
20	B	807	CLA	O2A-CGA	4.75	1.46	1.30
20	A	826	CLA	O2D-CGD	4.75	1.44	1.33
20	1	213	CLA	OBD-CAD	4.75	1.30	1.22
20	1	208	CLA	CHD-C1D	4.75	1.50	1.38
20	4	305	CLA	CHD-C4C	4.74	1.50	1.39
20	B	822	CLA	O2A-CGA	4.74	1.47	1.33
20	4	315	CLA	O2D-CGD	4.74	1.44	1.33
20	4	304	CLA	O2A-CGA	4.74	1.47	1.33
20	B	842	CLA	C3D-C4D	-4.74	1.33	1.44
20	2	307	CLA	O2A-CGA	4.73	1.47	1.33
20	L	204	CLA	O2A-CGA	4.73	1.47	1.33
20	1	202	CLA	C3D-C4D	-4.73	1.33	1.44
20	A	822	CLA	C3D-C4D	-4.73	1.33	1.44
20	B	840	CLA	O2A-CGA	4.72	1.47	1.33
20	A	810	CLA	O2A-CGA	4.71	1.46	1.30
20	B	820	CLA	O2A-CGA	4.71	1.47	1.33
20	B	825	CLA	OBD-CAD	4.71	1.30	1.22
20	A	821	CLA	C3D-C4D	-4.71	1.33	1.44
20	1	211	CLA	C4C-C3C	-4.71	1.37	1.45
22	A	844	BCR	C21-C22	-4.70	1.24	1.35
20	4	314	CLA	CHD-C1D	4.70	1.49	1.38
20	J	103	CLA	O2D-CGD	4.70	1.44	1.33
20	L	201	CLA	C3D-C4D	-4.70	1.33	1.44
20	A	837	CLA	C3D-C4D	-4.70	1.33	1.44
20	L	201	CLA	O2A-CGA	4.69	1.47	1.33
20	4	304	CLA	C3D-C4D	-4.69	1.33	1.44
20	2	305	CLA	C3D-C4D	-4.69	1.33	1.44
20	B	817	CLA	C3D-C4D	-4.69	1.33	1.44
20	B	821	CLA	C3D-C4D	-4.68	1.33	1.44
20	A	817	CLA	O2A-CGA	4.68	1.47	1.33
20	1	214	CLA	CHD-C1D	4.68	1.49	1.38
20	A	850	CLA	C3D-C4D	-4.68	1.33	1.44
20	4	310	CLA	CHD-C1D	4.68	1.47	1.38
20	B	832	CLA	O2A-CGA	4.67	1.47	1.33
20	3	310	CLA	CHD-C4C	4.67	1.49	1.39
20	1	211	CLA	CHD-C1D	4.67	1.47	1.38
20	B	831	CLA	O2A-CGA	4.66	1.46	1.33
20	3	305	CLA	CHD-C1D	4.66	1.49	1.38
20	1	206	CLA	OBD-CAD	4.66	1.30	1.22
20	2	316	CLA	CHC-C1C	4.66	1.50	1.39
20	H	111	CLA	CHD-C1D	4.66	1.47	1.38
20	1	208	CLA	CHC-C1C	4.65	1.50	1.39

Continued on next page...

Continued from previous page...

Mol	Chain	Res	Type	Atoms	Z	Observed(Å)	Ideal(Å)
20	2	303	CLA	O2A-CGA	4.65	1.46	1.33
22	B	801	BCR	C20-C19	-4.65	1.22	1.34
20	A	831	CLA	CHD-C1D	4.65	1.47	1.38
20	H	111	CLA	CHD-C4C	4.65	1.49	1.39
20	B	839	CLA	O2D-CGD	4.65	1.44	1.33
20	4	313	CLA	C3D-C4D	-4.64	1.33	1.44
20	H	112	CLA	O2A-CGA	4.64	1.46	1.33
20	A	820	CLA	O2A-CGA	4.63	1.46	1.33
20	1	212	CLA	CHC-C1C	4.63	1.50	1.39
20	A	809	CLA	O2A-CGA	4.63	1.46	1.33
20	2	305	CLA	O2A-CGA	4.63	1.46	1.33
20	B	821	CLA	O2A-CGA	4.63	1.46	1.33
20	B	802	CLA	O2A-CGA	4.63	1.46	1.33
20	R	108	CLA	C3D-C4D	-4.63	1.33	1.44
20	B	819	CLA	O2D-CGD	4.62	1.44	1.33
20	1	214	CLA	CHC-C1C	4.62	1.50	1.39
20	A	830	CLA	O2D-CGD	4.62	1.44	1.33
20	4	305	CLA	C4C-C3C	-4.62	1.37	1.45
20	4	310	CLA	C4C-C3C	-4.62	1.37	1.45
20	L	208	CLA	O2A-CGA	4.61	1.46	1.33
20	L	209	CLA	O2A-CGA	4.61	1.46	1.33
20	H	102	CLA	O2A-CGA	4.61	1.46	1.33
22	I	103	BCR	C21-C22	-4.61	1.25	1.35
20	A	836	CLA	OBD-CAD	4.61	1.30	1.22
20	A	825	CLA	O2A-CGA	4.60	1.46	1.33
22	F	203	BCR	C21-C22	-4.60	1.25	1.35
20	A	815	CLA	O2A-CGA	4.59	1.46	1.33
20	1	206	CLA	O2A-CGA	4.59	1.46	1.33
20	4	318	CLA	O2D-CGD	4.59	1.44	1.33
20	B	816	CLA	O2A-CGA	4.59	1.46	1.33
20	3	308	CLA	CHC-C1C	4.59	1.50	1.39
20	1	209	CLA	CHC-C1C	4.58	1.50	1.39
20	A	832	CLA	O2A-CGA	4.58	1.46	1.33
20	B	841	CLA	O2A-CGA	4.58	1.46	1.33
20	B	825	CLA	O2A-CGA	4.58	1.46	1.33
20	A	835	CLA	O2A-CGA	4.58	1.46	1.33
20	4	309	CLA	CHC-C1C	4.58	1.50	1.39
20	2	303	CLA	C4C-C3C	-4.57	1.37	1.45
20	B	813	CLA	O2A-CGA	4.57	1.46	1.33
20	B	810	CLA	C3D-C4D	-4.57	1.33	1.44
20	4	311	CLA	CHD-C1D	4.57	1.49	1.38
20	L	210	CLA	C3D-C4D	-4.57	1.33	1.44

Continued on next page...

Continued from previous page...

Mol	Chain	Res	Type	Atoms	Z	Observed(Å)	Ideal(Å)
20	L	210	CLA	O2A-CGA	4.57	1.46	1.33
20	A	827	CLA	C3D-C4D	-4.56	1.33	1.44
20	A	828	CLA	O2A-CGA	4.56	1.46	1.33
20	A	831	CLA	O2D-CGD	4.56	1.44	1.33
20	3	306	CLA	CHC-C1C	4.56	1.50	1.39
20	2	304	CLA	CHC-C1C	4.55	1.50	1.39
20	F	201	CLA	CHD-C4C	4.55	1.49	1.39
20	B	834	CLA	O2A-CGA	4.55	1.45	1.30
22	B	846	BCR	C21-C22	-4.54	1.25	1.35
22	A	845	BCR	C21-C22	-4.54	1.25	1.35
20	B	814	CLA	O2A-CGA	4.53	1.46	1.33
20	B	835	CLA	O2A-CGA	4.53	1.45	1.30
20	L	202	CLA	O2A-CGA	4.52	1.46	1.33
20	B	803	CLA	C3D-C4D	-4.51	1.34	1.44
20	A	819	CLA	O2A-CGA	4.51	1.46	1.33
20	3	314	CLA	O2A-CGA	4.51	1.46	1.33
20	B	803	CLA	O2A-CGA	4.51	1.46	1.33
20	B	819	CLA	C4C-C3C	-4.50	1.37	1.45
20	B	839	CLA	CHD-C1D	4.50	1.47	1.38
20	1	215	CLA	O2A-CGA	4.50	1.46	1.33
20	A	840	CLA	C3D-C4D	-4.49	1.34	1.44
22	A	843	BCR	C21-C22	-4.49	1.25	1.35
20	A	838	CLA	O2A-CGA	4.48	1.46	1.33
20	B	839	CLA	O2A-CGA	4.48	1.46	1.33
20	A	830	CLA	O2A-CGA	4.47	1.46	1.33
20	A	813	CLA	O2A-CGA	4.47	1.46	1.33
20	H	111	CLA	O2A-CGA	4.47	1.46	1.33
22	2	318	BCR	C21-C22	-4.47	1.25	1.35
20	A	802	CLA	CHC-C1C	4.45	1.50	1.39
20	K	104	CLA	O2A-CGA	4.45	1.46	1.33
20	1	203	CLA	C4C-C3C	-4.45	1.37	1.45
20	4	302	CLA	OBD-CAD	4.45	1.30	1.22
20	1	205	CLA	OBD-CAD	4.44	1.30	1.22
20	B	824	CLA	O2D-CGD	4.44	1.44	1.33
20	1	213	CLA	O2A-CGA	4.43	1.46	1.33
22	L	211	BCR	C21-C22	-4.42	1.25	1.35
20	R	108	CLA	OBD-CAD	4.42	1.30	1.22
20	J	101	CLA	O2A-CGA	4.42	1.46	1.33
20	B	828	CLA	O2A-CGA	4.41	1.46	1.33
20	B	826	CLA	O2A-CGA	4.41	1.46	1.33
20	4	308	CLA	CHC-C1C	4.41	1.50	1.39
22	J	102	BCR	C21-C22	-4.41	1.25	1.35

Continued on next page...

Continued from previous page...

Mol	Chain	Res	Type	Atoms	Z	Observed(Å)	Ideal(Å)
20	4	307	CLA	CHC-C1C	4.40	1.50	1.39
20	1	202	CLA	OBD-CAD	4.40	1.30	1.22
20	3	310	CLA	O2A-CGA	4.39	1.46	1.33
20	2	309	CLA	CHD-C1D	4.39	1.49	1.38
22	B	847	BCR	C21-C22	-4.38	1.25	1.35
20	A	804	CLA	OBD-CAD	4.38	1.30	1.22
20	A	851	CLA	OBD-CAD	4.38	1.30	1.22
20	3	311	CLA	O2A-CGA	4.37	1.46	1.33
20	1	215	CLA	CHD-C1D	4.37	1.46	1.38
20	A	831	CLA	C3B-C2B	-4.37	1.34	1.40
20	4	311	CLA	CHC-C1C	4.37	1.50	1.39
20	A	831	CLA	CHD-C4C	4.37	1.49	1.39
20	A	806	CLA	OBD-CAD	4.36	1.30	1.22
20	A	840	CLA	O2A-CGA	4.36	1.46	1.33
20	3	305	CLA	CHC-C1C	4.36	1.50	1.39
25	B	848	LMG	O8-C28	4.36	1.46	1.33
20	3	307	CLA	C1C-C2C	-4.35	1.35	1.44
20	L	210	CLA	OBD-CAD	4.35	1.30	1.22
20	4	304	CLA	OBD-CAD	4.35	1.30	1.22
20	B	808	CLA	C4C-C3C	-4.35	1.37	1.45
20	H	111	CLA	C4C-C3C	-4.35	1.37	1.45
20	H	112	CLA	OBD-CAD	4.34	1.30	1.22
20	G	105	CLA	O2A-CGA	4.34	1.46	1.33
20	2	308	CLA	MG-NA	-4.34	1.96	2.06
20	B	827	CLA	O2A-CGA	4.34	1.46	1.33
20	A	834	CLA	O2A-CGA	4.34	1.46	1.33
20	A	821	CLA	OBD-CAD	4.34	1.29	1.22
20	A	837	CLA	O2A-CGA	4.34	1.46	1.33
20	4	318	CLA	O2A-CGA	4.33	1.46	1.33
20	B	806	CLA	O2A-CGA	4.33	1.46	1.33
20	4	301	CLA	O2A-CGA	4.33	1.46	1.33
20	1	215	CLA	CHD-C4C	4.33	1.49	1.39
20	B	838	CLA	O2A-CGA	4.32	1.45	1.33
20	B	842	CLA	OBD-CAD	4.32	1.29	1.22
20	4	305	CLA	O2A-CGA	4.32	1.45	1.33
20	A	807	CLA	O2A-CGA	4.31	1.46	1.33
20	B	815	CLA	OBD-CAD	4.31	1.29	1.22
20	A	818	CLA	CHD-C1D	4.31	1.46	1.38
20	A	814	CLA	CHC-C1C	4.31	1.49	1.39
20	4	313	CLA	C3A-C2A	-4.30	1.50	1.54
20	2	306	CLA	CHD-C1D	4.30	1.48	1.38
20	3	316	CLA	CHC-C1C	4.29	1.49	1.39

Continued on next page...

Continued from previous page...

Mol	Chain	Res	Type	Atoms	Z	Observed(Å)	Ideal(Å)
20	B	822	CLA	OBD-CAD	4.28	1.29	1.22
25	B	848	LMG	O7-C10	4.28	1.46	1.34
20	B	812	CLA	O2A-CGA	4.28	1.45	1.33
20	4	306	CLA	O2A-CGA	4.28	1.45	1.33
20	B	812	CLA	C4C-C3C	-4.28	1.37	1.45
20	3	318	CLA	OBD-CAD	4.28	1.29	1.22
20	2	316	CLA	CHD-C1D	4.27	1.48	1.38
20	3	317	CLA	CHD-C1D	4.27	1.48	1.38
20	A	806	CLA	O2A-CGA	4.27	1.45	1.33
20	B	833	CLA	O2A-CGA	4.27	1.45	1.33
20	2	301	CLA	CHC-C1C	4.26	1.49	1.39
20	A	801	CLA	C3D-C4D	-4.26	1.34	1.44
20	A	836	CLA	O2A-CGA	4.26	1.45	1.33
20	A	823	CLA	O2A-CGA	4.26	1.45	1.33
20	3	303	CLA	OBD-CAD	4.26	1.29	1.22
20	A	849	CLA	C3D-C4D	-4.26	1.34	1.44
20	B	842	CLA	C3A-C2A	-4.26	1.50	1.54
20	B	824	CLA	O2A-CGA	4.25	1.45	1.33
20	2	302	CLA	O2A-CGA	4.25	1.45	1.33
20	3	315	CLA	C1C-C2C	-4.25	1.35	1.44
20	B	823	CLA	O2A-CGA	4.25	1.45	1.33
20	H	101	CLA	C3D-C4D	-4.25	1.34	1.44
20	A	803	CLA	O2A-CGA	4.24	1.46	1.33
20	B	817	CLA	OBD-CAD	4.24	1.29	1.22
20	1	201	CLA	O2A-CGA	4.24	1.46	1.33
20	2	317	CLA	O2A-CGA	4.23	1.45	1.33
20	A	816	CLA	C4C-C3C	-4.23	1.37	1.45
20	2	309	CLA	CHC-C1C	4.22	1.49	1.39
20	A	841	CLA	CHC-C1C	4.21	1.49	1.39
20	B	830	CLA	O2A-CGA	4.20	1.45	1.33
20	2	304	CLA	CHD-C1D	4.20	1.48	1.38
20	B	808	CLA	O2D-CGD	4.20	1.43	1.33
20	B	829	CLA	O2A-CGA	4.20	1.45	1.33
20	B	812	CLA	O2D-CGD	4.19	1.43	1.33
20	A	824	CLA	O2A-CGA	4.19	1.45	1.33
20	F	207	CLA	C4C-C3C	-4.18	1.37	1.45
20	3	316	CLA	MG-NA	-4.18	1.96	2.06
20	B	807	CLA	OBD-CAD	4.18	1.29	1.22
20	4	303	CLA	O2A-CGA	4.17	1.45	1.33
20	1	211	CLA	OBD-CAD	4.17	1.29	1.22
20	2	317	CLA	C4C-C3C	-4.16	1.38	1.45
20	K	102	CLA	O2A-CGA	4.16	1.45	1.33

Continued on next page...

Continued from previous page...

Mol	Chain	Res	Type	Atoms	Z	Observed(Å)	Ideal(Å)
20	A	803	CLA	C4C-C3C	-4.16	1.38	1.45
20	F	201	CLA	CHD-C1D	4.16	1.46	1.38
20	2	315	CLA	O2A-CGA	4.15	1.45	1.33
20	A	818	CLA	O2A-CGA	4.15	1.45	1.33
20	2	306	CLA	CHC-C1C	4.15	1.49	1.39
20	3	304	CLA	CHC-C1C	4.15	1.49	1.39
20	4	315	CLA	O2A-CGA	4.14	1.45	1.33
20	A	849	CLA	O2A-CGA	4.13	1.45	1.33
20	A	826	CLA	O2A-CGA	4.13	1.45	1.33
20	A	815	CLA	OBD-CAD	4.13	1.29	1.22
22	G	104	BCR	C21-C22	-4.12	1.26	1.35
20	4	310	CLA	O2A-CGA	4.12	1.45	1.33
20	A	834	CLA	OBD-CAD	4.11	1.29	1.22
22	I	101	BCR	C21-C22	-4.11	1.26	1.35
20	J	103	CLA	O2A-CGA	4.11	1.45	1.33
20	2	311	CLA	OBD-CAD	4.11	1.29	1.22
20	A	851	CLA	O2A-CGA	4.10	1.45	1.33
20	R	107	CLA	OBD-CAD	4.10	1.29	1.22
20	B	817	CLA	O2A-CGA	4.10	1.45	1.33
20	B	818	CLA	OBD-CAD	4.09	1.29	1.22
20	3	314	CLA	OBD-CAD	4.08	1.29	1.22
20	F	201	CLA	O2A-CGA	4.08	1.45	1.33
20	1	201	CLA	OBD-CAD	4.08	1.29	1.22
20	F	207	CLA	OBD-CAD	4.08	1.29	1.22
20	L	201	CLA	OBD-CAD	4.07	1.29	1.22
20	2	310	CLA	O2A-CGA	4.07	1.45	1.33
20	A	816	CLA	O2A-CGA	4.07	1.45	1.33
20	B	808	CLA	O2A-CGA	4.07	1.45	1.33
20	A	835	CLA	OBD-CAD	4.05	1.29	1.22
20	3	311	CLA	OBD-CAD	4.05	1.29	1.22
20	B	809	CLA	O2A-CGA	4.05	1.45	1.33
20	1	204	CLA	MG-NA	-4.04	1.96	2.06
20	A	810	CLA	OBD-CAD	4.04	1.29	1.22
20	3	315	CLA	C4C-C3C	-4.04	1.38	1.45
22	I	103	BCR	C30-C25	-4.03	1.48	1.53
20	L	202	CLA	OBD-CAD	4.03	1.29	1.22
20	G	105	CLA	C4C-C3C	-4.03	1.38	1.45
20	B	850	CLA	O2A-CGA	4.02	1.45	1.33
20	A	840	CLA	OBD-CAD	4.02	1.29	1.22
20	4	315	CLA	C4C-C3C	-4.01	1.38	1.45
20	K	103	CLA	O2A-CGA	4.01	1.45	1.33
20	L	208	CLA	OBD-CAD	4.01	1.29	1.22

Continued on next page...

Continued from previous page...

Mol	Chain	Res	Type	Atoms	Z	Observed(Å)	Ideal(Å)
20	3	309	CLA	CHC-C1C	4.01	1.49	1.39
20	1	207	CLA	OBD-CAD	4.01	1.29	1.22
20	4	303	CLA	OBD-CAD	3.99	1.29	1.22
20	F	206	CLA	OBD-CAD	3.99	1.29	1.22
20	A	828	CLA	OBD-CAD	3.99	1.29	1.22
20	F	205	CLA	OBD-CAD	3.99	1.29	1.22
20	B	813	CLA	OBD-CAD	3.99	1.29	1.22
20	K	101	CLA	O2A-CGA	3.98	1.45	1.33
20	3	309	CLA	MG-NA	-3.97	1.96	2.06
20	B	823	CLA	OBD-CAD	3.97	1.29	1.22
20	A	830	CLA	OBD-CAD	3.97	1.29	1.22
20	B	840	CLA	OBD-CAD	3.97	1.29	1.22
20	2	308	CLA	CHD-C1D	3.97	1.48	1.38
20	L	209	CLA	OBD-CAD	3.97	1.29	1.22
20	B	806	CLA	OBD-CAD	3.97	1.29	1.22
20	A	831	CLA	O2A-CGA	3.96	1.44	1.33
20	K	102	CLA	OBD-CAD	3.94	1.29	1.22
20	A	833	CLA	OBD-CAD	3.94	1.29	1.22
20	A	849	CLA	C4C-C3C	-3.93	1.38	1.45
20	A	812	CLA	OBD-CAD	3.93	1.29	1.22
20	1	204	CLA	O2A-CGA	3.93	1.45	1.33
20	A	837	CLA	C4C-C3C	-3.92	1.38	1.45
20	B	814	CLA	C4C-C3C	-3.92	1.38	1.45
20	A	807	CLA	OBD-CAD	3.92	1.29	1.22
20	1	204	CLA	C4C-C3C	-3.91	1.38	1.45
20	L	203	CLA	OBD-CAD	3.91	1.29	1.22
20	A	818	CLA	C3B-C2B	-3.91	1.35	1.40
20	A	831	CLA	C1C-C2C	-3.90	1.36	1.44
20	A	814	CLA	MG-NA	-3.90	1.97	2.06
20	4	301	CLA	OBD-CAD	3.90	1.29	1.22
20	2	308	CLA	CHC-C1C	3.90	1.48	1.39
20	F	207	CLA	O2A-CGA	3.89	1.44	1.33
20	B	830	CLA	OBD-CAD	3.89	1.29	1.22
20	H	102	CLA	OBD-CAD	3.89	1.29	1.22
20	4	305	CLA	OBD-CAD	3.89	1.29	1.22
20	B	836	CLA	O2A-CGA	3.89	1.44	1.33
20	3	317	CLA	MG-NA	-3.88	1.97	2.06
20	2	308	CLA	CHB-C4A	-3.87	1.31	1.35
20	A	839	CLA	OBD-CAD	3.87	1.29	1.22
20	L	203	CLA	O2A-CGA	3.87	1.44	1.33
20	F	205	CLA	C3A-C2A	-3.87	1.51	1.54
20	F	206	CLA	C4B-CHC	3.86	1.51	1.41

Continued on next page...

Continued from previous page...

Mol	Chain	Res	Type	Atoms	Z	Observed(Å)	Ideal(Å)
20	H	101	CLA	OBD-CAD	3.86	1.29	1.22
20	A	820	CLA	OBD-CAD	3.85	1.29	1.22
20	4	313	CLA	OBD-CAD	3.85	1.29	1.22
20	2	307	CLA	OBD-CAD	3.85	1.29	1.22
20	B	835	CLA	OBD-CAD	3.85	1.29	1.22
20	3	304	CLA	MG-NA	-3.85	1.97	2.06
20	4	314	CLA	C4B-CHC	3.84	1.51	1.44
20	A	838	CLA	OBD-CAD	3.84	1.29	1.22
20	A	822	CLA	OBD-CAD	3.84	1.29	1.22
20	G	105	CLA	OBD-CAD	3.83	1.29	1.22
20	B	834	CLA	OBD-CAD	3.83	1.29	1.22
20	1	213	CLA	C4C-C3C	-3.82	1.38	1.45
20	A	801	CLA	OBD-CAD	3.82	1.29	1.22
20	1	214	CLA	MG-NA	-3.81	1.97	2.06
20	3	307	CLA	OBD-CAD	3.81	1.29	1.22
20	2	302	CLA	OBD-CAD	3.80	1.29	1.22
20	B	810	CLA	OBD-CAD	3.79	1.29	1.22
20	A	850	CLA	OBD-CAD	3.79	1.29	1.22
20	3	315	CLA	O2A-CGA	3.79	1.44	1.33
20	F	201	CLA	C1C-C2C	-3.78	1.36	1.44
20	4	303	CLA	C4C-C3C	-3.78	1.38	1.45
22	A	844	BCR	C20-C19	-3.78	1.24	1.34
20	A	838	CLA	C4C-C3C	-3.78	1.38	1.45
20	1	203	CLA	OBD-CAD	3.78	1.29	1.22
20	A	826	CLA	OBD-CAD	3.78	1.29	1.22
20	4	317	CLA	C4C-C3C	-3.78	1.38	1.45
20	B	814	CLA	C4B-CHC	3.78	1.51	1.41
20	A	817	CLA	OBD-CAD	3.77	1.29	1.22
20	B	802	CLA	OBD-CAD	3.77	1.29	1.22
20	J	103	CLA	OBD-CAD	3.77	1.29	1.22
20	3	314	CLA	C4B-CHC	3.77	1.51	1.41
20	B	816	CLA	OBD-CAD	3.77	1.29	1.22
20	B	826	CLA	OBD-CAD	3.76	1.29	1.22
22	B	844	BCR	C21-C22	-3.76	1.27	1.35
20	A	819	CLA	OBD-CAD	3.76	1.29	1.22
20	A	839	CLA	C4C-C3C	-3.76	1.38	1.45
20	A	831	CLA	OBD-CAD	3.76	1.28	1.22
20	B	850	CLA	OBD-CAD	3.75	1.28	1.22
20	A	837	CLA	OBD-CAD	3.75	1.28	1.22
20	4	306	CLA	C1C-C2C	-3.75	1.36	1.44
20	3	315	CLA	OBD-CAD	3.75	1.28	1.22
20	2	310	CLA	C4C-C3C	-3.75	1.38	1.45

Continued on next page...

Continued from previous page...

Mol	Chain	Res	Type	Atoms	Z	Observed(Å)	Ideal(Å)
20	B	832	CLA	C4B-CHC	3.74	1.51	1.41
20	B	811	CLA	CHC-C1C	3.74	1.48	1.39
20	4	317	CLA	O2A-CGA	3.73	1.44	1.33
20	L	204	CLA	C4C-C3C	-3.72	1.38	1.45
20	B	832	CLA	OBD-CAD	3.72	1.28	1.22
20	1	210	CLA	C4B-CHC	3.72	1.51	1.41
20	A	829	CLA	OBD-CAD	3.71	1.28	1.22
20	L	208	CLA	C4B-CHC	3.71	1.51	1.41
20	K	102	CLA	C4C-C3C	-3.71	1.38	1.45
20	A	802	CLA	MG-NA	-3.71	1.97	2.06
20	3	301	CLA	OBD-CAD	3.71	1.28	1.22
20	4	303	CLA	C1C-C2C	-3.71	1.37	1.44
20	B	829	CLA	OBD-CAD	3.70	1.28	1.22
20	K	101	CLA	O2A-C1	3.70	1.53	1.45
20	L	209	CLA	C4B-CHC	3.70	1.51	1.41
20	2	312	CLA	OBD-CAD	3.70	1.28	1.22
20	B	833	CLA	OBD-CAD	3.70	1.28	1.22
20	B	824	CLA	C1D-ND	-3.70	1.33	1.37
20	J	101	CLA	OBD-CAD	3.69	1.28	1.22
20	4	313	CLA	C4B-CHC	3.69	1.51	1.41
20	B	831	CLA	OBD-CAD	3.68	1.28	1.22
20	B	834	CLA	C4C-C3C	-3.68	1.38	1.45
20	A	849	CLA	C4B-CHC	3.68	1.51	1.41
20	4	308	CLA	MG-NA	-3.68	1.97	2.06
20	2	312	CLA	O2A-CGA	3.68	1.44	1.33
20	A	809	CLA	OBD-CAD	3.68	1.28	1.22
20	1	215	CLA	OBD-CAD	3.67	1.28	1.22
20	2	302	CLA	MG-NA	-3.67	1.97	2.06
20	1	202	CLA	C3A-C2A	-3.67	1.51	1.54
22	F	203	BCR	C20-C19	-3.67	1.25	1.34
20	A	813	CLA	OBD-CAD	3.67	1.28	1.22
22	L	211	BCR	C20-C19	-3.66	1.25	1.34
20	B	824	CLA	C9-C8	3.66	1.64	1.52
20	B	836	CLA	OBD-CAD	3.66	1.28	1.22
20	B	830	CLA	C4C-C3C	-3.66	1.38	1.45
22	B	845	BCR	C21-C22	-3.66	1.27	1.35
20	I	102	CLA	C4B-CHC	3.65	1.51	1.41
20	A	841	CLA	MG-NA	-3.65	1.97	2.06
20	K	103	CLA	C1C-C2C	-3.65	1.37	1.44
20	2	312	CLA	C4C-C3C	-3.65	1.38	1.45
20	2	303	CLA	OBD-CAD	3.65	1.28	1.22
20	A	809	CLA	C1C-C2C	-3.65	1.37	1.44

Continued on next page...

Continued from previous page...

Mol	Chain	Res	Type	Atoms	Z	Observed(Å)	Ideal(Å)
20	A	819	CLA	C4B-CHC	3.64	1.51	1.41
20	L	210	CLA	C4B-CHC	3.64	1.51	1.41
20	A	820	CLA	C4B-CHC	3.64	1.51	1.41
20	A	832	CLA	OBD-CAD	3.63	1.28	1.22
20	A	802	CLA	CHD-C4C	3.62	1.52	1.40
20	1	213	CLA	C1C-C2C	-3.62	1.37	1.44
20	2	307	CLA	C4C-C3C	-3.62	1.38	1.45
20	3	303	CLA	C4B-CHC	3.61	1.51	1.41
20	H	111	CLA	C1C-C2C	-3.61	1.37	1.44
20	A	839	CLA	C1C-C2C	-3.60	1.37	1.44
20	1	205	CLA	C3A-C2A	-3.60	1.51	1.54
20	B	828	CLA	C4B-CHC	3.60	1.51	1.41
20	A	841	CLA	CHD-C4C	3.60	1.52	1.40
20	A	838	CLA	C4B-CHC	3.60	1.51	1.41
20	A	827	CLA	OBD-CAD	3.59	1.28	1.22
20	J	103	CLA	C1C-C2C	-3.59	1.37	1.44
20	K	103	CLA	OBD-CAD	3.59	1.28	1.22
20	B	816	CLA	C4B-CHC	3.59	1.51	1.41
20	B	822	CLA	C4C-C3C	-3.59	1.38	1.45
20	1	207	CLA	C4B-CHC	3.59	1.51	1.41
20	2	302	CLA	C4B-CHC	3.58	1.50	1.41
20	A	810	CLA	C4B-CHC	3.58	1.50	1.41
20	2	304	CLA	MG-NA	-3.58	1.97	2.06
20	B	837	CLA	OBD-CAD	3.58	1.28	1.22
20	A	803	CLA	C3B-C2B	-3.58	1.35	1.40
20	A	812	CLA	C4B-CHC	3.58	1.50	1.41
20	H	111	CLA	MG-NA	-3.57	1.97	2.06
20	1	204	CLA	C1C-C2C	-3.57	1.37	1.44
20	4	318	CLA	OBD-CAD	3.57	1.28	1.22
20	2	309	CLA	CHB-C4A	-3.56	1.31	1.35
20	B	842	CLA	C4B-CHC	3.56	1.50	1.41
20	3	301	CLA	C4B-CHC	3.55	1.50	1.41
20	B	817	CLA	C4B-CHC	3.55	1.50	1.41
22	F	204	BCR	C20-C19	-3.55	1.25	1.34
20	B	836	CLA	C4C-C3C	-3.55	1.39	1.45
20	3	310	CLA	OBD-CAD	3.55	1.28	1.22
20	2	309	CLA	MG-NA	-3.54	1.97	2.06
20	1	204	CLA	OBD-CAD	3.54	1.28	1.22
20	B	819	CLA	C1C-C2C	-3.54	1.37	1.44
20	2	305	CLA	OBD-CAD	3.54	1.28	1.22
20	B	827	CLA	C4C-C3C	-3.54	1.39	1.45
20	H	112	CLA	C4B-CHC	3.54	1.50	1.41

Continued on next page...

Continued from previous page...

Mol	Chain	Res	Type	Atoms	Z	Observed(Å)	Ideal(Å)
22	2	318	BCR	C20-C19	-3.54	1.25	1.34
20	B	840	CLA	C4B-CHC	3.53	1.50	1.41
20	1	206	CLA	C4B-CHC	3.53	1.50	1.41
20	2	315	CLA	OBD-CAD	3.52	1.28	1.22
20	2	303	CLA	MG-NA	-3.52	1.97	2.06
20	A	831	CLA	C1D-ND	-3.51	1.33	1.37
20	1	205	CLA	C4B-CHC	3.51	1.50	1.41
20	R	108	CLA	C4B-CHC	3.51	1.50	1.41
20	B	821	CLA	OBD-CAD	3.51	1.28	1.22
20	B	807	CLA	C4B-CHC	3.50	1.50	1.41
20	3	318	CLA	C4B-CHC	3.50	1.50	1.41
20	F	207	CLA	CAA-C2A	-3.50	1.47	1.54
20	A	825	CLA	C4C-C3C	-3.50	1.39	1.45
20	B	812	CLA	C4B-CHC	3.50	1.50	1.41
20	2	312	CLA	C4B-CHC	3.50	1.50	1.41
20	B	829	CLA	C4C-C3C	-3.50	1.39	1.45
20	2	305	CLA	C4B-CHC	3.50	1.50	1.41
20	A	823	CLA	C4B-CHC	3.49	1.50	1.41
22	A	843	BCR	C20-C19	-3.49	1.25	1.34
20	J	103	CLA	C4C-C3C	-3.49	1.39	1.45
20	K	101	CLA	C4B-CHC	3.49	1.50	1.41
20	1	203	CLA	C4B-CHC	3.49	1.50	1.41
20	L	204	CLA	C4B-CHC	3.48	1.50	1.41
20	4	307	CLA	MG-NA	-3.48	1.98	2.06
22	A	845	BCR	C20-C19	-3.48	1.25	1.34
20	B	803	CLA	OBD-CAD	3.48	1.28	1.22
20	B	822	CLA	C4B-CHC	3.48	1.50	1.41
20	A	818	CLA	MG-NA	-3.48	1.98	2.06
20	K	103	CLA	C4C-C3C	-3.48	1.39	1.45
20	A	804	CLA	C4B-CHC	3.47	1.50	1.41
20	H	102	CLA	C4B-CHC	3.47	1.50	1.41
20	H	111	CLA	C1D-ND	-3.47	1.33	1.37
20	A	834	CLA	C4B-CHC	3.47	1.50	1.41
20	A	808	CLA	OBD-CAD	3.47	1.28	1.22
20	B	841	CLA	OBD-CAD	3.47	1.28	1.22
20	4	315	CLA	OBD-CAD	3.46	1.28	1.22
20	4	310	CLA	C1C-C2C	-3.46	1.37	1.44
20	A	815	CLA	C4B-CHC	3.46	1.50	1.41
20	3	311	CLA	C4C-C3C	-3.46	1.39	1.45
20	L	202	CLA	C4C-C3C	-3.46	1.39	1.45
20	B	806	CLA	C4B-CHC	3.45	1.50	1.41
20	3	316	CLA	CHB-C4A	-3.45	1.32	1.35

Continued on next page...

Continued from previous page...

Mol	Chain	Res	Type	Atoms	Z	Observed(Å)	Ideal(Å)
20	B	821	CLA	C4B-CHC	3.45	1.50	1.41
20	L	202	CLA	C4B-CHC	3.45	1.50	1.41
20	A	811	CLA	OBD-CAD	3.45	1.28	1.22
20	2	307	CLA	C1C-C2C	-3.45	1.37	1.44
20	B	818	CLA	C4B-CHC	3.44	1.50	1.41
20	3	313	CLA	C4B-CHC	3.44	1.51	1.44
22	B	847	BCR	C20-C19	-3.44	1.25	1.34
20	L	208	CLA	C4C-C3C	-3.44	1.39	1.45
20	L	201	CLA	C4B-CHC	3.44	1.50	1.41
22	B	846	BCR	C20-C19	-3.44	1.25	1.34
20	4	306	CLA	MG-NA	-3.44	1.98	2.06
20	3	308	CLA	MG-NA	-3.43	1.98	2.06
20	B	831	CLA	C4B-CHC	3.43	1.50	1.41
20	A	817	CLA	C4B-CHC	3.43	1.50	1.41
20	1	209	CLA	MG-NA	-3.43	1.98	2.06
20	B	832	CLA	C4C-C3C	-3.43	1.39	1.45
20	A	826	CLA	C4B-CHC	3.43	1.50	1.41
20	B	834	CLA	C4B-CHC	3.43	1.50	1.41
20	3	303	CLA	C3A-C2A	-3.43	1.51	1.54
20	1	215	CLA	C4B-CHC	3.43	1.50	1.41
20	4	315	CLA	C4B-CHC	3.42	1.50	1.41
20	1	201	CLA	C1C-C2C	-3.42	1.37	1.44
20	1	209	CLA	CHB-C4A	-3.42	1.32	1.35
20	B	812	CLA	OBD-CAD	3.42	1.28	1.22
20	G	105	CLA	C4B-CHC	3.42	1.50	1.41
20	3	311	CLA	C4B-CHC	3.42	1.50	1.41
20	R	107	CLA	C4B-CHC	3.42	1.50	1.41
20	A	813	CLA	C4C-C3C	-3.41	1.39	1.45
20	B	819	CLA	C3B-C2B	-3.41	1.35	1.40
20	B	820	CLA	C4B-CHC	3.41	1.50	1.41
20	F	205	CLA	C4B-CHC	3.41	1.50	1.41
20	A	830	CLA	C4C-C3C	-3.41	1.39	1.45
20	K	101	CLA	C4C-C3C	-3.41	1.39	1.45
20	A	824	CLA	OBD-CAD	3.40	1.28	1.22
20	A	851	CLA	C4B-CHC	3.40	1.50	1.41
20	K	101	CLA	OBD-CAD	3.40	1.28	1.22
20	B	827	CLA	OBD-CAD	3.40	1.28	1.22
20	4	302	CLA	C4B-CHC	3.40	1.50	1.41
20	B	820	CLA	C4C-C3C	-3.40	1.39	1.45
20	A	808	CLA	C4B-CHC	3.39	1.50	1.41
20	2	316	CLA	MG-NA	-3.39	1.98	2.06
20	B	838	CLA	C4C-C3C	-3.39	1.39	1.45

Continued on next page...

Continued from previous page...

Mol	Chain	Res	Type	Atoms	Z	Observed(Å)	Ideal(Å)
20	B	833	CLA	C4C-C3C	-3.39	1.39	1.45
20	A	851	CLA	C4C-C3C	-3.39	1.39	1.45
20	A	803	CLA	C1C-C2C	-3.39	1.37	1.44
20	B	827	CLA	C4B-CHC	3.39	1.50	1.41
20	B	835	CLA	C4C-C3C	-3.39	1.39	1.45
20	B	815	CLA	C4B-CHC	3.39	1.50	1.41
20	1	201	CLA	C4C-C3C	-3.38	1.39	1.45
20	B	811	CLA	CHD-C4C	3.38	1.51	1.40
20	2	315	CLA	MG-NA	-3.38	1.98	2.06
20	A	818	CLA	C1C-C2C	-3.38	1.37	1.44
20	A	824	CLA	C4B-CHC	3.38	1.50	1.41
20	B	839	CLA	C1C-C2C	-3.37	1.37	1.44
20	K	104	CLA	C4C-C3C	-3.37	1.39	1.45
20	B	826	CLA	C4C-C3C	-3.37	1.39	1.45
20	2	302	CLA	C1C-C2C	-3.37	1.37	1.44
20	A	849	CLA	OBD-CAD	3.37	1.28	1.22
20	B	835	CLA	C4B-CHC	3.36	1.50	1.41
20	A	850	CLA	C4C-C3C	-3.36	1.39	1.45
20	A	833	CLA	C4C-C3C	-3.35	1.39	1.45
20	A	822	CLA	C4B-CHC	3.35	1.50	1.41
20	4	301	CLA	C4B-CHC	3.35	1.50	1.41
20	F	206	CLA	C4C-C3C	-3.35	1.39	1.45
20	B	850	CLA	C4B-CHC	3.35	1.50	1.41
20	A	840	CLA	C4B-CHC	3.34	1.50	1.41
20	B	839	CLA	MG-NA	-3.34	1.98	2.06
20	B	802	CLA	C4B-CHC	3.34	1.50	1.41
20	A	850	CLA	C4B-CHC	3.34	1.50	1.41
20	B	829	CLA	C4B-CHC	3.33	1.50	1.41
20	J	101	CLA	C4B-CHC	3.33	1.50	1.41
20	B	828	CLA	OBD-CAD	3.33	1.28	1.22
20	H	111	CLA	OBD-CAD	3.33	1.28	1.22
20	A	806	CLA	C4B-CHC	3.33	1.50	1.41
20	K	104	CLA	C1C-C2C	-3.33	1.37	1.44
20	B	850	CLA	C4C-C3C	-3.33	1.39	1.45
22	J	102	BCR	C20-C19	-3.33	1.26	1.34
20	B	836	CLA	C4B-CHC	3.33	1.50	1.41
20	1	209	CLA	C4B-CHC	3.32	1.50	1.44
20	A	811	CLA	C4B-CHC	3.32	1.50	1.41
20	4	311	CLA	MG-NA	-3.32	1.98	2.06
20	4	309	CLA	CHD-C4C	3.32	1.51	1.40
20	A	807	CLA	C4B-CHC	3.32	1.50	1.41
20	K	104	CLA	OBD-CAD	3.32	1.28	1.22

Continued on next page...

Continued from previous page...

Mol	Chain	Res	Type	Atoms	Z	Observed(Å)	Ideal(Å)
20	B	803	CLA	C4C-C3C	-3.32	1.39	1.45
20	2	311	CLA	C4B-CHC	3.31	1.50	1.41
20	B	828	CLA	C4C-C3C	-3.31	1.39	1.45
20	4	310	CLA	C3B-C2B	-3.31	1.35	1.40
20	B	833	CLA	C1C-C2C	-3.31	1.37	1.44
20	A	816	CLA	C4B-CHC	3.30	1.50	1.41
20	3	302	CLA	C4B-CHC	3.30	1.50	1.44
20	I	102	CLA	C4C-C3C	-3.30	1.39	1.45
20	A	828	CLA	C4B-CHC	3.30	1.50	1.41
20	4	301	CLA	C4C-C3C	-3.30	1.39	1.45
20	A	828	CLA	C4C-C3C	-3.29	1.39	1.45
20	A	827	CLA	C4B-CHC	3.29	1.50	1.41
20	A	839	CLA	C3A-C2A	-3.29	1.45	1.54
20	3	313	CLA	CHD-C4C	3.29	1.51	1.40
20	B	809	CLA	C1C-C2C	-3.29	1.37	1.44
20	H	101	CLA	C4B-CHC	3.28	1.50	1.41
20	A	835	CLA	C4B-CHC	3.28	1.50	1.41
20	B	826	CLA	C4B-CHC	3.28	1.50	1.41
20	1	207	CLA	C2A-C1A	-3.28	1.44	1.52
20	1	214	CLA	CHD-C4C	3.27	1.51	1.40
20	2	315	CLA	C1C-C2C	-3.27	1.37	1.44
20	A	829	CLA	C4B-CHC	3.26	1.50	1.41
20	2	310	CLA	C1C-C2C	-3.26	1.37	1.44
20	B	824	CLA	C4B-CHC	3.26	1.50	1.41
20	1	203	CLA	MG-NA	-3.26	1.98	2.06
20	1	207	CLA	C4C-C3C	-3.26	1.39	1.45
20	A	830	CLA	C4B-CHC	3.26	1.50	1.41
22	G	104	BCR	C20-C19	-3.26	1.26	1.34
20	A	825	CLA	OBD-CAD	3.25	1.28	1.22
20	A	816	CLA	OBD-CAD	3.25	1.28	1.22
20	2	303	CLA	C3B-C2B	-3.25	1.36	1.40
20	4	310	CLA	C1D-ND	-3.25	1.33	1.37
20	A	825	CLA	C4B-CHC	3.25	1.50	1.41
20	2	303	CLA	C1C-C2C	-3.25	1.37	1.44
20	K	102	CLA	C4B-CHC	3.25	1.50	1.41
20	A	833	CLA	C4B-CHC	3.24	1.50	1.41
20	4	317	CLA	C1C-C2C	-3.24	1.37	1.44
20	B	825	CLA	C4B-CHC	3.24	1.50	1.41
20	B	807	CLA	C4C-C3C	-3.24	1.39	1.45
20	L	203	CLA	C4B-CHC	3.24	1.50	1.41
20	A	813	CLA	C4B-CHC	3.23	1.50	1.41
20	A	835	CLA	C4C-C3C	-3.23	1.39	1.45

Continued on next page...

Continued from previous page...

Mol	Chain	Res	Type	Atoms	Z	Observed(Å)	Ideal(Å)
20	B	810	CLA	C1C-C2C	-3.23	1.38	1.44
20	3	302	CLA	CHD-C4C	3.23	1.51	1.40
20	B	820	CLA	OBD-CAD	3.22	1.28	1.22
20	1	212	CLA	CHD-C4C	3.22	1.51	1.40
20	B	823	CLA	C4B-CHC	3.22	1.50	1.41
20	J	101	CLA	C4C-C3C	-3.22	1.39	1.45
20	B	812	CLA	C1C-C2C	-3.22	1.38	1.44
20	B	809	CLA	OBD-CAD	3.22	1.28	1.22
20	L	210	CLA	C4C-C3C	-3.22	1.39	1.45
20	B	803	CLA	C1C-C2C	-3.21	1.38	1.44
20	K	104	CLA	C4B-CHC	3.21	1.49	1.41
20	B	838	CLA	OBD-CAD	3.21	1.28	1.22
20	3	305	CLA	CHD-C4C	3.21	1.51	1.40
20	1	208	CLA	CHD-C4C	3.21	1.51	1.40
20	4	312	CLA	MG-NA	-3.21	1.98	2.06
22	I	103	BCR	C20-C19	-3.21	1.26	1.34
20	A	832	CLA	C4B-CHC	3.20	1.49	1.41
20	B	819	CLA	C4B-CHC	3.20	1.49	1.41
20	B	837	CLA	C4B-CHC	3.20	1.49	1.41
20	3	304	CLA	CHD-C4C	3.20	1.51	1.40
20	4	317	CLA	OBD-CAD	3.19	1.28	1.22
20	2	310	CLA	MG-NA	-3.19	1.98	2.06
20	B	809	CLA	C4C-C3C	-3.19	1.39	1.45
20	A	824	CLA	C4C-C3C	-3.19	1.39	1.45
20	A	812	CLA	C4C-C3C	-3.19	1.39	1.45
20	1	203	CLA	O2A-CGA	3.19	1.42	1.33
20	A	826	CLA	C4C-C3C	-3.19	1.39	1.45
20	F	207	CLA	C2A-C1A	-3.19	1.45	1.52
20	B	840	CLA	C4C-C3C	-3.19	1.39	1.45
20	2	301	CLA	MG-NA	-3.18	1.98	2.06
20	B	810	CLA	C4B-CHC	3.18	1.49	1.41
20	A	837	CLA	C1C-C2C	-3.18	1.38	1.44
20	A	811	CLA	C1C-C2C	-3.18	1.38	1.44
20	B	813	CLA	C4B-CHC	3.18	1.49	1.41
20	A	836	CLA	C4B-CHC	3.18	1.49	1.41
20	B	839	CLA	C4B-CHC	3.18	1.49	1.41
20	4	304	CLA	C1C-C2C	-3.18	1.38	1.44
20	A	805	CLA	OBD-CAD	3.18	1.28	1.22
20	4	306	CLA	OBD-CAD	3.17	1.27	1.22
22	B	844	BCR	C20-C19	-3.17	1.26	1.34
20	B	814	CLA	OBD-CAD	3.16	1.27	1.22
20	B	812	CLA	MG-NA	-3.16	1.98	2.06

Continued on next page...

Continued from previous page...

Mol	Chain	Res	Type	Atoms	Z	Observed(Å)	Ideal(Å)
20	B	821	CLA	C4C-C3C	-3.16	1.39	1.45
20	3	307	CLA	MG-NA	-3.16	1.98	2.06
20	4	314	CLA	CHD-C4C	3.16	1.51	1.40
20	K	102	CLA	C1C-C2C	-3.16	1.38	1.44
20	3	309	CLA	CHD-C4C	3.16	1.51	1.40
20	B	803	CLA	C4B-CHC	3.15	1.49	1.41
20	A	811	CLA	C4C-C3C	-3.15	1.39	1.45
20	1	208	CLA	C4B-CHC	3.15	1.50	1.44
20	3	301	CLA	C3A-C2A	-3.15	1.51	1.54
20	B	836	CLA	C1C-C2C	-3.15	1.38	1.44
20	4	312	CLA	CHD-C4C	3.14	1.51	1.40
20	4	309	CLA	C4B-CHC	3.14	1.50	1.44
20	1	211	CLA	C1C-C2C	-3.14	1.38	1.44
20	B	808	CLA	C1C-C2C	-3.14	1.38	1.44
20	4	309	CLA	MG-NA	-3.14	1.98	2.06
20	1	215	CLA	C1D-C2D	-3.14	1.39	1.45
22	F	204	BCR	C30-C25	-3.14	1.49	1.53
20	B	811	CLA	MG-NA	-3.14	1.98	2.06
20	3	308	CLA	CHD-C4C	3.13	1.51	1.40
20	4	311	CLA	CHD-C4C	3.13	1.51	1.40
20	A	806	CLA	C4C-C3C	-3.13	1.39	1.45
20	A	833	CLA	C1C-C2C	-3.13	1.38	1.44
20	A	821	CLA	C4B-CHC	3.12	1.49	1.41
20	K	103	CLA	C4B-CHC	3.12	1.49	1.41
20	2	306	CLA	MG-NA	-3.12	1.98	2.06
20	B	825	CLA	C4C-C3C	-3.12	1.39	1.45
20	J	103	CLA	C4B-CHC	3.12	1.49	1.41
20	1	212	CLA	C4B-CHC	3.11	1.50	1.44
20	4	307	CLA	CHD-C4C	3.11	1.50	1.40
20	F	201	CLA	C1D-ND	-3.11	1.33	1.37
20	B	839	CLA	C1D-ND	-3.11	1.33	1.37
20	B	833	CLA	C4B-CHC	3.11	1.49	1.41
20	A	836	CLA	C4C-C3C	-3.11	1.39	1.45
20	B	810	CLA	C4C-C3C	-3.11	1.39	1.45
20	A	823	CLA	OBD-CAD	3.11	1.27	1.22
20	A	807	CLA	C4C-C3C	-3.10	1.39	1.45
20	1	211	CLA	C4B-CHC	3.10	1.49	1.41
20	B	802	CLA	C4C-C3C	-3.10	1.39	1.45
20	H	111	CLA	CHB-C4A	-3.10	1.30	1.33
20	A	814	CLA	C4B-CHC	3.10	1.50	1.44
20	1	211	CLA	C3B-C2B	-3.10	1.36	1.40
20	A	808	CLA	C4C-C3C	-3.10	1.39	1.45

Continued on next page...

Continued from previous page...

Mol	Chain	Res	Type	Atoms	Z	Observed(Å)	Ideal(Å)
20	2	317	CLA	C1C-C2C	-3.10	1.38	1.44
20	4	312	CLA	C4B-CHC	3.09	1.50	1.44
20	B	819	CLA	C1D-ND	-3.09	1.33	1.37
20	2	312	CLA	MG-NA	-3.09	1.98	2.06
20	L	201	CLA	C4C-C3C	-3.09	1.39	1.45
20	B	841	CLA	C4B-CHC	3.09	1.49	1.41
20	B	811	CLA	C3D-C4D	-3.08	1.36	1.44
20	A	801	CLA	C4B-CHC	3.08	1.49	1.41
20	4	305	CLA	C1C-C2C	-3.08	1.38	1.44
20	A	831	CLA	MG-ND	-3.08	1.99	2.05
20	A	814	CLA	CHD-C4C	3.07	1.50	1.40
20	F	207	CLA	C4B-CHC	3.07	1.49	1.41
20	1	210	CLA	C3A-C2A	-3.07	1.51	1.54
20	3	316	CLA	CHD-C4C	3.07	1.50	1.40
20	1	210	CLA	OBD-CAD	3.07	1.27	1.22
20	B	808	CLA	C4B-CHC	3.07	1.49	1.41
20	A	817	CLA	C4C-C3C	-3.07	1.39	1.45
20	4	308	CLA	CHD-C4C	3.07	1.50	1.40
20	F	207	CLA	C1C-C2C	-3.06	1.38	1.44
20	A	805	CLA	C1C-C2C	-3.06	1.38	1.44
20	4	317	CLA	MG-NA	-3.06	1.99	2.06
20	4	305	CLA	C4B-CHC	3.06	1.49	1.41
20	A	822	CLA	C4C-C3C	-3.05	1.39	1.45
20	2	311	CLA	C4C-C3C	-3.05	1.39	1.45
20	3	306	CLA	CHD-C4C	3.04	1.50	1.40
20	2	317	CLA	OBD-CAD	3.04	1.27	1.22
20	1	202	CLA	C4B-CHC	3.04	1.49	1.41
20	2	306	CLA	CHD-C4C	3.03	1.50	1.40
20	3	306	CLA	C4B-CHC	3.03	1.50	1.44
20	2	301	CLA	CHD-C4C	3.03	1.50	1.40
20	A	851	CLA	C1C-C2C	-3.03	1.38	1.44
20	A	813	CLA	C1C-C2C	-3.02	1.38	1.44
20	B	830	CLA	C4B-CHC	3.02	1.49	1.41
20	K	103	CLA	MG-NA	-3.02	1.99	2.06
20	A	805	CLA	C4B-CHC	3.02	1.49	1.41
20	B	806	CLA	C4C-C3C	-3.02	1.39	1.45
20	2	317	CLA	C1C-NC	-3.01	1.33	1.37
20	1	212	CLA	MG-NA	-3.01	1.99	2.06
20	3	309	CLA	CHB-C4A	-3.00	1.32	1.35
20	I	102	CLA	OBD-CAD	3.00	1.27	1.22
20	B	809	CLA	C4B-CHC	3.00	1.49	1.41
20	B	824	CLA	MG-NA	-2.99	1.99	2.06

Continued on next page...

Continued from previous page...

Mol	Chain	Res	Type	Atoms	Z	Observed(Å)	Ideal(Å)
20	3	310	CLA	C4B-CHC	2.99	1.49	1.41
20	A	837	CLA	C4B-CHC	2.99	1.49	1.41
20	A	830	CLA	C1C-C2C	-2.98	1.38	1.44
20	3	302	CLA	MG-NA	-2.98	1.99	2.06
20	3	315	CLA	MG-NA	-2.98	1.99	2.06
20	4	306	CLA	CHB-C4A	-2.98	1.30	1.33
20	A	810	CLA	C4C-C3C	-2.98	1.40	1.45
20	B	830	CLA	C1C-C2C	-2.98	1.38	1.44
20	L	203	CLA	C4C-C3C	-2.98	1.40	1.45
20	B	817	CLA	C4C-C3C	-2.97	1.40	1.45
20	B	808	CLA	MG-NA	-2.97	1.99	2.06
21	H	105	LMU	O1'-C1'	2.97	1.45	1.40
20	A	839	CLA	C4B-CHC	2.97	1.49	1.41
21	2	322	LMU	O1'-C1'	2.97	1.45	1.40
20	A	820	CLA	C4C-C3C	-2.97	1.40	1.45
20	2	303	CLA	C4B-CHC	2.96	1.49	1.41
20	J	103	CLA	MG-NA	-2.96	1.99	2.06
20	3	305	CLA	C4B-CHC	2.96	1.50	1.44
20	2	315	CLA	C4B-CHC	2.96	1.49	1.41
20	1	206	CLA	C4C-C3C	-2.96	1.40	1.45
20	4	304	CLA	C4B-CHC	2.96	1.49	1.41
20	3	308	CLA	C4B-CHC	2.95	1.50	1.44
20	A	801	CLA	C1C-C2C	-2.95	1.38	1.44
20	F	207	CLA	C3B-C2B	-2.95	1.36	1.40
20	3	305	CLA	MG-NA	-2.95	1.99	2.06
20	4	310	CLA	OBD-CAD	2.94	1.27	1.22
20	R	107	CLA	C4C-C3C	-2.94	1.40	1.45
20	4	306	CLA	C4B-CHC	2.94	1.49	1.41
20	4	318	CLA	C4B-CHC	2.94	1.49	1.41
20	2	317	CLA	C4B-CHC	2.94	1.49	1.41
20	2	310	CLA	OBD-CAD	2.94	1.27	1.22
20	B	838	CLA	C4B-CHC	2.94	1.49	1.41
20	B	809	CLA	MG-NA	-2.93	1.99	2.06
20	1	203	CLA	C1C-C2C	-2.93	1.38	1.44
20	A	818	CLA	C4B-CHC	2.93	1.49	1.41
20	3	307	CLA	C4C-C3C	-2.93	1.40	1.45
20	H	101	CLA	C4C-C3C	-2.93	1.40	1.45
20	1	209	CLA	CHD-C4C	2.93	1.50	1.40
20	4	318	CLA	C1C-C2C	-2.92	1.38	1.44
20	B	834	CLA	C1C-C2C	-2.92	1.38	1.44
20	4	311	CLA	C4B-CHC	2.92	1.50	1.44
20	A	834	CLA	C4C-C3C	-2.92	1.40	1.45

Continued on next page...

Continued from previous page...

Mol	Chain	Res	Type	Atoms	Z	Observed(Å)	Ideal(Å)
20	A	804	CLA	C4C-C3C	-2.91	1.40	1.45
20	A	819	CLA	C4C-C3C	-2.91	1.40	1.45
20	1	211	CLA	C3D-CAD	-2.91	1.35	1.45
20	4	317	CLA	C4B-CHC	2.90	1.49	1.41
20	3	313	CLA	MG-NA	-2.90	1.99	2.06
20	B	819	CLA	MG-NA	-2.89	1.99	2.06
20	H	111	CLA	MG-ND	-2.89	2.00	2.05
20	A	803	CLA	OBD-CAD	2.89	1.27	1.22
20	B	850	CLA	C1D-ND	-2.89	1.34	1.37
21	G	101	LMU	C4B-C3B	2.88	1.59	1.52
20	2	310	CLA	C4B-CHC	2.88	1.49	1.41
20	A	816	CLA	C1C-C2C	-2.88	1.38	1.44
20	A	831	CLA	MG-NA	-2.88	1.99	2.06
20	2	317	CLA	C1D-C2D	-2.88	1.39	1.45
20	L	210	CLA	CBD-CAD	-2.88	1.43	1.56
21	4	320	LMU	O1'-C1'	2.88	1.45	1.40
20	2	309	CLA	CHD-C4C	2.88	1.50	1.40
20	B	839	CLA	OBD-CAD	2.87	1.27	1.22
20	A	839	CLA	MG-NA	-2.87	1.99	2.06
20	1	211	CLA	CBD-CGD	-2.87	1.43	1.52
20	R	108	CLA	C4C-C3C	-2.87	1.40	1.45
20	3	306	CLA	MG-NA	-2.87	1.99	2.06
20	1	203	CLA	C1D-ND	-2.87	1.34	1.37
20	B	824	CLA	OBD-CAD	2.87	1.27	1.22
20	3	317	CLA	CHD-C4C	2.86	1.50	1.40
20	A	804	CLA	C3B-C2B	-2.86	1.36	1.40
20	1	202	CLA	C4C-C3C	-2.86	1.40	1.45
20	3	313	CLA	CHA-C1A	2.86	1.49	1.41
20	A	831	CLA	C1D-C2D	-2.85	1.39	1.45
20	3	316	CLA	C4B-CHC	2.85	1.49	1.44
20	4	303	CLA	MG-NA	-2.85	1.99	2.06
20	B	829	CLA	C3B-C2B	-2.85	1.36	1.40
20	A	839	CLA	C1D-ND	-2.85	1.34	1.37
20	J	101	CLA	C1C-C2C	-2.85	1.38	1.44
20	A	837	CLA	MG-NA	-2.84	1.99	2.06
20	1	214	CLA	C4B-CHC	2.84	1.49	1.44
20	4	302	CLA	C4C-C3C	-2.84	1.38	1.44
20	A	821	CLA	C1C-C2C	-2.84	1.38	1.44
20	4	315	CLA	C1C-C2C	-2.84	1.38	1.44
20	H	102	CLA	C4C-C3C	-2.84	1.40	1.45
20	2	305	CLA	C4C-C3C	-2.84	1.40	1.45
20	1	213	CLA	CAA-CBA	2.84	1.61	1.52

Continued on next page...

Continued from previous page...

Mol	Chain	Res	Type	Atoms	Z	Observed(Å)	Ideal(Å)
20	F	207	CLA	CMA-C3A	2.84	1.59	1.53
20	F	201	CLA	OBD-CAD	2.84	1.27	1.22
20	A	809	CLA	C4B-CHC	2.83	1.48	1.41
20	B	813	CLA	C1C-C2C	-2.83	1.38	1.44
20	B	818	CLA	C4C-C3C	-2.83	1.40	1.45
20	3	316	CLA	C3D-C4D	-2.83	1.37	1.44
20	B	809	CLA	C3B-C2B	-2.82	1.36	1.40
20	2	316	CLA	CHD-C4C	2.82	1.49	1.40
20	4	312	CLA	C3D-C4D	-2.82	1.37	1.44
20	A	815	CLA	C4C-C3C	-2.82	1.40	1.45
20	R	108	CLA	C1B-CHB	2.82	1.48	1.41
20	4	307	CLA	C4B-CHC	2.82	1.49	1.44
20	H	111	CLA	C4B-CHC	2.81	1.48	1.41
20	A	816	CLA	C3B-C2B	-2.81	1.36	1.40
20	2	304	CLA	C4B-CHC	2.81	1.49	1.44
20	4	310	CLA	C4B-CHC	2.81	1.48	1.41
22	B	845	BCR	C20-C19	-2.81	1.27	1.34
20	2	316	CLA	C4B-CHC	2.81	1.49	1.44
20	B	823	CLA	C4C-C3C	-2.81	1.40	1.45
20	4	303	CLA	C3B-C2B	-2.80	1.36	1.40
20	A	818	CLA	C1D-ND	-2.80	1.34	1.37
20	A	816	CLA	MG-NA	-2.80	1.99	2.06
20	B	824	CLA	C1C-C2C	-2.80	1.38	1.44
20	3	317	CLA	C4B-CHC	2.80	1.49	1.44
20	H	111	CLA	C1D-C2D	-2.80	1.39	1.45
20	2	312	CLA	C1D-ND	-2.80	1.34	1.37
20	2	316	CLA	C3D-C4D	-2.79	1.37	1.44
20	L	203	CLA	C1B-CHB	2.79	1.48	1.41
20	4	305	CLA	C1D-ND	-2.79	1.34	1.37
20	2	304	CLA	CHD-C4C	2.79	1.49	1.40
20	3	310	CLA	MG-NA	-2.79	1.99	2.06
20	A	841	CLA	CHB-C4A	-2.79	1.32	1.35
21	B	849	LMU	O1'-C1'	2.79	1.44	1.40
20	4	303	CLA	C4B-CHC	2.79	1.48	1.41
20	B	813	CLA	C4C-C3C	-2.79	1.40	1.45
20	1	201	CLA	MG-NA	-2.79	1.99	2.06
20	A	802	CLA	C4B-CHC	2.78	1.49	1.44
20	H	111	CLA	C3B-C2B	-2.78	1.36	1.40
20	2	317	CLA	MG-NA	-2.78	1.99	2.06
20	1	213	CLA	C4B-CHC	2.78	1.48	1.41
20	A	835	CLA	MG-NA	-2.77	1.99	2.06
20	A	841	CLA	C4B-CHC	2.77	1.49	1.44

Continued on next page...

Continued from previous page...

Mol	Chain	Res	Type	Atoms	Z	Observed(Å)	Ideal(Å)
22	I	101	BCR	C20-C19	-2.76	1.27	1.34
21	B	805	LMU	O1'-C1'	2.76	1.44	1.40
20	B	819	CLA	C1C-NC	-2.76	1.33	1.37
20	B	830	CLA	MG-NA	-2.76	1.99	2.06
20	B	817	CLA	C1C-C2C	-2.76	1.38	1.44
20	B	839	CLA	C3B-C2B	-2.76	1.36	1.40
20	B	823	CLA	C1C-C2C	-2.76	1.38	1.44
20	A	811	CLA	C3B-C2B	-2.76	1.36	1.40
20	2	307	CLA	C1B-CHB	2.75	1.48	1.41
20	B	836	CLA	MG-NA	-2.75	1.99	2.06
20	3	306	CLA	CHA-C1A	2.75	1.49	1.41
20	B	812	CLA	C1D-ND	-2.75	1.34	1.37
20	1	208	CLA	CHA-C1A	2.75	1.49	1.41
20	F	201	CLA	MG-NA	-2.75	1.99	2.06
20	F	201	CLA	C4B-CHC	2.75	1.48	1.41
20	A	819	CLA	C1C-C2C	-2.75	1.38	1.44
20	B	838	CLA	C1C-C2C	-2.75	1.38	1.44
20	4	305	CLA	MG-NA	-2.75	1.99	2.06
20	A	840	CLA	C4C-C3C	-2.75	1.40	1.45
20	A	835	CLA	C1C-C2C	-2.74	1.39	1.44
20	B	816	CLA	C4C-C3C	-2.74	1.40	1.45
20	B	839	CLA	C3D-CAD	-2.74	1.36	1.45
20	F	205	CLA	C1C-C2C	-2.74	1.39	1.44
20	A	821	CLA	C4C-C3C	-2.74	1.40	1.45
20	1	206	CLA	C1B-CHB	2.73	1.48	1.41
20	3	318	CLA	C4C-C3C	-2.72	1.39	1.44
20	A	834	CLA	C1C-C2C	-2.72	1.39	1.44
20	3	315	CLA	C1C-NC	-2.72	1.33	1.37
20	3	315	CLA	C3B-C2B	-2.72	1.36	1.40
20	B	837	CLA	C4C-C3C	-2.72	1.40	1.45
20	4	317	CLA	C3B-C2B	-2.72	1.36	1.40
20	2	304	CLA	CHB-C4A	-2.71	1.32	1.35
20	4	305	CLA	C1D-C2D	-2.71	1.40	1.45
20	B	803	CLA	MG-NA	-2.71	1.99	2.06
20	2	312	CLA	C1D-C2D	-2.71	1.40	1.45
20	B	836	CLA	C1D-ND	-2.71	1.34	1.37
21	2	320	LMU	O1'-C1'	2.70	1.44	1.40
20	J	103	CLA	C1D-ND	-2.70	1.34	1.37
20	3	318	CLA	C3A-C2A	-2.70	1.52	1.54
20	1	212	CLA	CHA-C1A	2.70	1.49	1.41
20	2	302	CLA	C1C-NC	-2.70	1.33	1.37
20	3	314	CLA	C4C-C3C	-2.70	1.40	1.45

Continued on next page...

Continued from previous page...

Mol	Chain	Res	Type	Atoms	Z	Observed(Å)	Ideal(Å)
21	4	316	LMU	O1'-C1'	2.70	1.44	1.40
20	B	829	CLA	C1B-CHB	2.70	1.48	1.41
20	A	803	CLA	C4B-CHC	2.70	1.48	1.41
20	A	829	CLA	C1C-C2C	-2.70	1.39	1.44
20	B	850	CLA	C1C-C2C	-2.70	1.39	1.44
20	B	808	CLA	C3B-C2B	-2.70	1.36	1.40
20	A	835	CLA	C3B-C2B	-2.70	1.36	1.40
20	1	204	CLA	C1D-ND	-2.69	1.34	1.37
20	3	311	CLA	C1C-C2C	-2.69	1.39	1.44
20	1	205	CLA	C1C-C2C	-2.68	1.39	1.44
20	K	103	CLA	C1D-ND	-2.68	1.34	1.37
20	4	314	CLA	CHA-C1A	2.68	1.48	1.41
20	A	828	CLA	C3B-C2B	-2.68	1.36	1.40
20	A	831	CLA	C4B-CHC	2.68	1.48	1.41
20	3	318	CLA	C1C-C2C	-2.68	1.39	1.44
20	2	307	CLA	C4B-CHC	2.68	1.48	1.41
21	H	103	LMU	O1'-C1'	2.67	1.44	1.40
20	2	307	CLA	C1D-ND	-2.67	1.34	1.37
20	4	307	CLA	C3D-C4D	-2.67	1.37	1.44
20	3	310	CLA	C1D-ND	-2.67	1.34	1.37
20	A	801	CLA	C1B-CHB	2.67	1.48	1.41
20	1	215	CLA	MG-NA	-2.67	1.99	2.06
20	A	817	CLA	C1C-C2C	-2.67	1.39	1.44
20	B	818	CLA	C1C-C2C	-2.67	1.39	1.44
20	A	827	CLA	C3B-C2B	-2.66	1.36	1.40
20	3	309	CLA	CHA-C1A	2.66	1.48	1.41
20	B	819	CLA	C1D-C2D	-2.66	1.40	1.45
20	L	209	CLA	C4C-C3C	-2.66	1.40	1.45
20	A	806	CLA	C1C-C2C	-2.66	1.39	1.44
20	A	824	CLA	C1C-C2C	-2.66	1.39	1.44
20	4	318	CLA	C3B-C2B	-2.66	1.36	1.40
20	3	305	CLA	CHA-C1A	2.66	1.48	1.41
20	2	310	CLA	C1D-ND	-2.66	1.34	1.37
20	A	821	CLA	C1B-CHB	2.66	1.48	1.41
20	1	204	CLA	C4B-CHC	2.65	1.48	1.41
20	A	825	CLA	C1C-C2C	-2.65	1.39	1.44
20	1	208	CLA	MG-NA	-2.65	2.00	2.06
20	F	201	CLA	C1D-C2D	-2.65	1.40	1.45
20	A	832	CLA	C1C-C2C	-2.65	1.39	1.44
20	4	315	CLA	MG-NA	-2.65	2.00	2.06
20	B	806	CLA	C3B-C2B	-2.65	1.36	1.40
20	A	826	CLA	C1C-C2C	-2.64	1.39	1.44

Continued on next page...

Continued from previous page...

Mol	Chain	Res	Type	Atoms	Z	Observed(Å)	Ideal(Å)
20	A	805	CLA	C4C-C3C	-2.64	1.40	1.45
20	B	831	CLA	C4C-C3C	-2.64	1.40	1.45
20	2	308	CLA	C3C-C4C	-2.64	1.36	1.43
20	2	309	CLA	C3D-C4D	-2.64	1.37	1.44
20	A	818	CLA	C1D-C2D	-2.64	1.40	1.45
20	3	317	CLA	C3D-C4D	-2.64	1.37	1.44
20	1	211	CLA	CBD-CAD	-2.64	1.44	1.56
20	B	815	CLA	C4C-C3C	-2.64	1.40	1.45
20	4	301	CLA	C1C-C2C	-2.64	1.39	1.44
20	1	209	CLA	C3D-C4D	-2.63	1.37	1.44
20	A	808	CLA	C3B-C2B	-2.63	1.36	1.40
20	2	317	CLA	C1D-ND	-2.63	1.34	1.37
20	F	206	CLA	C1C-C2C	-2.63	1.39	1.44
20	A	803	CLA	MG-NA	-2.63	2.00	2.06
20	B	811	CLA	C4B-CHC	2.63	1.49	1.44
20	L	204	CLA	C1B-CHB	2.63	1.48	1.41
20	A	822	CLA	C1C-C2C	-2.63	1.39	1.44
20	1	211	CLA	C1B-CHB	2.62	1.48	1.41
20	A	812	CLA	C1C-C2C	-2.62	1.39	1.44
20	A	832	CLA	C4C-C3C	-2.62	1.40	1.45
20	G	105	CLA	C3B-C2B	-2.62	1.36	1.40
20	B	820	CLA	C1B-CHB	2.62	1.48	1.41
20	2	301	CLA	C3D-C4D	-2.62	1.37	1.44
20	1	202	CLA	C1C-C2C	-2.62	1.39	1.44
20	2	312	CLA	C1C-C2C	-2.62	1.39	1.44
20	1	215	CLA	C3B-C2B	-2.62	1.36	1.40
20	B	850	CLA	C3B-C2B	-2.62	1.36	1.40
20	A	836	CLA	C1C-C2C	-2.61	1.39	1.44
20	B	812	CLA	C1D-C2D	-2.61	1.40	1.45
20	B	838	CLA	C1B-CHB	2.61	1.48	1.41
20	3	309	CLA	C4B-CHC	2.60	1.49	1.44
20	A	851	CLA	MG-NA	-2.60	2.00	2.06
20	2	309	CLA	C4B-CHC	2.60	1.49	1.44
20	4	310	CLA	MG-NA	-2.60	2.00	2.06
20	2	306	CLA	CHA-C1A	2.60	1.48	1.41
20	3	302	CLA	CHA-C1A	2.60	1.48	1.41
20	B	825	CLA	C1C-C2C	-2.60	1.39	1.44
20	3	307	CLA	C4B-CHC	2.59	1.48	1.41
20	A	818	CLA	OBD-CAD	2.59	1.26	1.22
20	2	303	CLA	C1C-NC	-2.58	1.33	1.37
20	A	827	CLA	C4C-C3C	-2.58	1.40	1.45
20	J	103	CLA	C1D-C2D	-2.58	1.40	1.45

Continued on next page...

Continued from previous page...

Mol	Chain	Res	Type	Atoms	Z	Observed(Å)	Ideal(Å)
20	K	101	CLA	MG-NA	-2.58	2.00	2.06
20	B	824	CLA	C3B-C2B	-2.58	1.36	1.40
20	A	821	CLA	CHB-C4A	2.58	1.35	1.33
20	3	310	CLA	C1C-C2C	-2.58	1.39	1.44
20	A	841	CLA	C3D-C4D	-2.58	1.37	1.44
20	B	807	CLA	C3B-C2B	-2.57	1.36	1.40
20	4	305	CLA	C3B-C2B	-2.57	1.36	1.40
20	4	315	CLA	C3B-C2B	-2.57	1.36	1.40
20	K	104	CLA	C3B-C2B	-2.57	1.36	1.40
20	F	207	CLA	C1D-ND	-2.57	1.34	1.37
20	1	207	CLA	C3A-C2A	-2.56	1.47	1.54
20	1	203	CLA	C2A-C1A	-2.56	1.46	1.52
20	B	811	CLA	CHB-C4A	-2.56	1.32	1.35
20	L	208	CLA	C1B-CHB	2.56	1.48	1.41
20	B	828	CLA	C1C-C2C	-2.56	1.39	1.44
20	F	201	CLA	C3B-C2B	-2.56	1.36	1.40
20	B	831	CLA	C1C-C2C	-2.55	1.39	1.44
20	B	840	CLA	C1C-C2C	-2.55	1.39	1.44
20	A	827	CLA	C1C-C2C	-2.55	1.39	1.44
20	L	209	CLA	C1C-C2C	-2.55	1.39	1.44
20	1	213	CLA	MG-NA	-2.55	2.00	2.06
20	H	111	CLA	C1C-NC	-2.55	1.33	1.37
20	A	810	CLA	C1C-C2C	-2.55	1.39	1.44
20	K	101	CLA	C1C-C2C	-2.55	1.39	1.44
20	1	213	CLA	MG-ND	-2.55	2.00	2.05
20	A	841	CLA	CHA-C1A	2.54	1.48	1.41
20	4	308	CLA	CHB-C4A	-2.54	1.32	1.35
20	1	215	CLA	C1D-ND	-2.54	1.34	1.37
20	1	213	CLA	C1C-NC	-2.54	1.33	1.37
20	3	303	CLA	C4C-C3C	-2.54	1.39	1.44
20	4	318	CLA	C1D-ND	-2.54	1.34	1.37
20	B	841	CLA	C1B-CHB	2.53	1.48	1.41
20	H	101	CLA	C1C-C2C	-2.53	1.39	1.44
20	A	823	CLA	C4C-C3C	-2.53	1.40	1.45
20	B	824	CLA	C4D-CHA	-2.53	1.29	1.38
20	B	815	CLA	C1C-C2C	-2.53	1.39	1.44
22	B	801	BCR	C17-C18	-2.53	1.30	1.35
20	B	826	CLA	C1C-C2C	-2.53	1.39	1.44
20	B	837	CLA	C1B-CHB	2.53	1.48	1.41
20	A	850	CLA	C1C-C2C	-2.53	1.39	1.44
20	A	813	CLA	MG-NA	-2.53	2.00	2.06
20	B	837	CLA	C1C-C2C	-2.52	1.39	1.44

Continued on next page...

Continued from previous page...

Mol	Chain	Res	Type	Atoms	Z	Observed(Å)	Ideal(Å)
20	2	302	CLA	C3B-C2B	-2.52	1.37	1.40
20	A	809	CLA	C1B-CHB	2.52	1.48	1.41
20	4	305	CLA	C1B-CHB	2.52	1.48	1.41
20	B	839	CLA	C4D-CHA	-2.52	1.29	1.38
20	3	315	CLA	C1D-ND	-2.52	1.34	1.37
20	2	308	CLA	CHD-C4C	2.52	1.48	1.40
20	A	809	CLA	C4C-C3C	-2.51	1.40	1.45
20	3	311	CLA	MG-NA	-2.51	2.00	2.06
20	1	201	CLA	C1D-C2D	-2.51	1.40	1.45
20	3	301	CLA	C1B-CHB	2.50	1.48	1.41
20	1	210	CLA	C4C-C3C	-2.50	1.39	1.44
20	2	304	CLA	C3D-C4D	-2.50	1.38	1.44
20	4	318	CLA	C4C-C3C	-2.50	1.40	1.45
21	G	101	LMU	C6B-C5B	2.49	1.60	1.51
20	B	812	CLA	C3D-CAD	-2.49	1.36	1.45
20	3	304	CLA	C3D-C4D	-2.49	1.38	1.44
20	B	815	CLA	C3B-C2B	-2.49	1.37	1.40
20	2	301	CLA	CHA-C1A	2.49	1.48	1.41
20	2	308	CLA	C4B-CHC	2.49	1.49	1.44
20	A	849	CLA	C1D-C2D	-2.49	1.40	1.45
20	A	828	CLA	C1C-C2C	-2.49	1.39	1.44
20	A	849	CLA	C1D-ND	-2.49	1.34	1.37
20	2	307	CLA	MG-NA	-2.49	2.00	2.06
20	L	202	CLA	C1C-C2C	-2.49	1.39	1.44
20	3	307	CLA	C1D-ND	-2.48	1.34	1.37
20	A	838	CLA	C1D-ND	-2.48	1.34	1.37
20	4	308	CLA	C3D-C4D	-2.48	1.38	1.44
20	A	815	CLA	C1C-C2C	-2.48	1.39	1.44
20	F	205	CLA	C4C-C3C	-2.48	1.39	1.44
20	A	839	CLA	C3B-C2B	-2.48	1.37	1.40
20	2	308	CLA	C2C-C1C	-2.48	1.37	1.43
20	2	310	CLA	C3B-C2B	-2.48	1.37	1.40
20	A	849	CLA	C3B-C2B	-2.48	1.37	1.40
20	4	309	CLA	CHA-C1A	2.47	1.48	1.41
20	2	306	CLA	C4B-CHC	2.47	1.49	1.44
22	F	204	BCR	C1-C6	-2.47	1.50	1.53
20	G	105	CLA	C1C-C2C	-2.47	1.39	1.44
22	A	845	BCR	C30-C25	-2.46	1.50	1.53
20	4	308	CLA	CHA-C1A	2.46	1.48	1.41
20	B	835	CLA	C1C-C2C	-2.46	1.39	1.44
20	A	802	CLA	CHA-C1A	2.46	1.48	1.41
20	A	805	CLA	C1B-CHB	2.46	1.47	1.41

Continued on next page...

Continued from previous page...

Mol	Chain	Res	Type	Atoms	Z	Observed(Å)	Ideal(Å)
20	H	102	CLA	C1B-CHB	2.46	1.47	1.41
20	4	311	CLA	CHA-C1A	2.46	1.48	1.41
20	B	830	CLA	C1B-CHB	2.46	1.47	1.41
20	1	205	CLA	C4C-C3C	-2.46	1.39	1.44
20	A	802	CLA	C3D-C4D	-2.45	1.38	1.44
20	A	818	CLA	C1C-NC	-2.45	1.34	1.37
20	2	308	CLA	C3D-C4D	-2.45	1.38	1.44
22	I	103	BCR	C1-C6	-2.45	1.50	1.53
20	B	808	CLA	C1D-ND	-2.44	1.34	1.37
20	4	311	CLA	C3D-C4D	-2.44	1.38	1.44
20	2	308	CLA	C1C-NC	-2.44	1.32	1.38
20	A	823	CLA	C1C-C2C	-2.44	1.39	1.44
20	B	834	CLA	MG-NA	-2.44	2.00	2.06
20	4	302	CLA	C1C-C2C	-2.43	1.39	1.44
20	G	105	CLA	MG-NA	-2.43	2.00	2.06
20	B	821	CLA	C1B-CHB	2.43	1.47	1.41
20	B	841	CLA	C4C-C3C	-2.43	1.40	1.45
20	B	808	CLA	OBD-CAD	2.43	1.26	1.22
20	2	301	CLA	CHB-C4A	-2.43	1.32	1.35
20	B	842	CLA	C1B-CHB	2.43	1.47	1.41
20	1	214	CLA	C3D-C4D	-2.42	1.38	1.44
20	B	817	CLA	C1B-CHB	2.42	1.47	1.41
20	B	822	CLA	C1C-C2C	-2.42	1.39	1.44
20	B	830	CLA	C3B-C2B	-2.42	1.37	1.40
20	2	304	CLA	CHA-C1A	2.42	1.48	1.41
20	A	808	CLA	MG-NA	-2.42	2.00	2.06
20	1	212	CLA	CHB-C4A	-2.42	1.32	1.35
20	3	308	CLA	CHA-C1A	2.42	1.48	1.41
20	B	841	CLA	C3B-C2B	-2.41	1.37	1.40
22	B	846	BCR	C30-C25	-2.41	1.50	1.53
20	1	210	CLA	C1B-CHB	2.41	1.47	1.41
20	F	207	CLA	MG-NA	-2.41	2.00	2.06
20	1	201	CLA	C4B-CHC	2.41	1.47	1.41
20	A	807	CLA	C1B-CHB	2.41	1.47	1.41
20	B	827	CLA	C1C-C2C	-2.41	1.39	1.44
20	2	315	CLA	C3B-C2B	-2.41	1.37	1.40
20	A	829	CLA	C1B-CHB	2.41	1.47	1.41
20	R	107	CLA	C1B-CHB	2.40	1.47	1.41
20	3	307	CLA	C1B-CHB	2.40	1.47	1.41
20	B	811	CLA	CHA-C1A	2.40	1.48	1.41
20	2	317	CLA	C3D-CAD	-2.40	1.37	1.45
20	L	202	CLA	MG-NA	-2.40	2.00	2.06

Continued on next page...

Continued from previous page...

Mol	Chain	Res	Type	Atoms	Z	Observed(Å)	Ideal(Å)
20	A	834	CLA	C1D-ND	-2.39	1.34	1.37
20	B	839	CLA	C1C-NC	-2.39	1.34	1.37
20	A	814	CLA	C3D-C4D	-2.39	1.38	1.44
20	R	107	CLA	C1C-C2C	-2.39	1.39	1.44
20	3	308	CLA	C3D-C4D	-2.39	1.38	1.44
20	2	301	CLA	C4B-CHC	2.39	1.48	1.44
20	A	805	CLA	C3B-C2B	-2.39	1.37	1.40
20	3	304	CLA	CHA-C1A	2.39	1.48	1.41
20	K	104	CLA	MG-NA	-2.39	2.00	2.06
20	B	850	CLA	MG-NA	-2.39	2.00	2.06
20	1	213	CLA	C1D-C2D	-2.39	1.40	1.45
20	3	315	CLA	C4B-CHC	2.39	1.47	1.41
20	A	832	CLA	MG-NA	-2.39	2.00	2.06
20	2	306	CLA	C3D-C4D	-2.38	1.38	1.44
20	3	318	CLA	C1B-CHB	2.38	1.47	1.41
20	F	201	CLA	C1C-NC	-2.38	1.34	1.37
20	B	807	CLA	MG-NA	-2.38	2.00	2.06
20	4	313	CLA	C1C-C2C	-2.38	1.39	1.44
20	4	314	CLA	MG-NA	-2.38	2.00	2.06
20	1	206	CLA	C1C-C2C	-2.37	1.39	1.44
20	B	841	CLA	C1C-C2C	-2.37	1.39	1.44
20	A	806	CLA	MG-NA	-2.37	2.00	2.06
20	A	834	CLA	C1B-CHB	2.37	1.47	1.41
20	A	839	CLA	C2A-C1A	-2.37	1.46	1.52
20	3	315	CLA	C3D-CAD	-2.36	1.37	1.45
20	A	824	CLA	MG-NA	-2.36	2.00	2.06
20	4	310	CLA	C1B-CHB	2.36	1.47	1.41
20	1	205	CLA	C1B-CHB	2.36	1.47	1.41
20	B	827	CLA	MG-NA	-2.36	2.00	2.06
20	2	311	CLA	C1C-C2C	-2.36	1.39	1.44
20	A	825	CLA	MG-NA	-2.35	2.00	2.06
20	L	201	CLA	C1C-C2C	-2.35	1.39	1.44
20	1	215	CLA	C1C-C2C	-2.35	1.39	1.44
20	B	832	CLA	C1C-C2C	-2.35	1.39	1.44
20	2	302	CLA	C1D-ND	-2.35	1.34	1.37
20	B	828	CLA	MG-NA	-2.35	2.00	2.06
20	A	825	CLA	C1B-CHB	2.35	1.47	1.41
20	L	210	CLA	CBD-CGD	-2.35	1.45	1.52
20	B	819	CLA	OBD-CAD	2.35	1.26	1.22
20	B	808	CLA	C1D-C2D	-2.35	1.40	1.45
20	B	813	CLA	C1B-CHB	2.34	1.47	1.41
20	A	814	CLA	C2C-C1C	-2.34	1.37	1.43

Continued on next page...

Continued from previous page...

Mol	Chain	Res	Type	Atoms	Z	Observed(Å)	Ideal(Å)
20	I	102	CLA	C1C-C2C	-2.34	1.39	1.44
20	A	814	CLA	C1B-NB	-2.34	1.31	1.35
20	B	802	CLA	C1C-C2C	-2.34	1.39	1.44
20	A	815	CLA	C1B-CHB	2.34	1.47	1.41
20	A	803	CLA	C1D-ND	-2.34	1.34	1.37
20	1	207	CLA	C1C-C2C	-2.33	1.39	1.44
20	A	828	CLA	C1B-CHB	2.33	1.47	1.41
20	J	101	CLA	MG-NA	-2.33	2.00	2.06
21	R	105	LMU	O1'-C1'	2.33	1.44	1.40
20	B	816	CLA	C1B-CHB	2.33	1.47	1.41
20	H	101	CLA	MG-NA	-2.33	2.00	2.06
20	A	833	CLA	MG-NA	-2.33	2.00	2.06
20	A	820	CLA	C1C-C2C	-2.33	1.39	1.44
20	L	203	CLA	C1C-C2C	-2.32	1.39	1.44
20	4	301	CLA	MG-NA	-2.32	2.00	2.06
20	B	826	CLA	C1B-CHB	2.32	1.47	1.41
20	B	821	CLA	C1C-C2C	-2.32	1.39	1.44
20	2	309	CLA	CHA-C1A	2.32	1.47	1.41
20	F	201	CLA	C1B-CHB	2.32	1.47	1.41
20	4	318	CLA	MG-NA	-2.32	2.00	2.06
20	A	820	CLA	C1B-CHB	2.32	1.47	1.41
20	1	215	CLA	C3D-CAD	-2.32	1.37	1.45
20	2	308	CLA	CHA-C1A	2.31	1.47	1.41
20	K	102	CLA	MG-NA	-2.31	2.00	2.06
20	A	817	CLA	C1B-CHB	2.31	1.47	1.41
20	1	213	CLA	C1D-ND	-2.31	1.34	1.37
20	A	803	CLA	C1B-CHB	2.31	1.47	1.41
20	1	215	CLA	MG-ND	-2.31	2.01	2.05
20	B	814	CLA	C1C-C2C	-2.31	1.39	1.44
20	4	308	CLA	C4B-CHC	2.30	1.48	1.44
20	A	838	CLA	C1C-C2C	-2.30	1.39	1.44
20	2	315	CLA	C3D-CAD	-2.30	1.37	1.45
20	1	212	CLA	C3D-C4D	-2.30	1.38	1.44
20	A	849	CLA	C1C-C2C	-2.30	1.39	1.44
20	B	829	CLA	C1C-C2C	-2.29	1.39	1.44
20	H	102	CLA	C1C-C2C	-2.29	1.39	1.44
20	F	206	CLA	MG-NA	-2.29	2.00	2.06
20	R	108	CLA	C1C-C2C	-2.29	1.39	1.44
20	2	317	CLA	CAA-C2A	-2.29	1.49	1.54
20	A	829	CLA	C4C-C3C	-2.29	1.41	1.45
20	H	112	CLA	C1C-C2C	-2.29	1.39	1.44
20	B	833	CLA	C1B-CHB	2.29	1.47	1.41

Continued on next page...

Continued from previous page...

Mol	Chain	Res	Type	Atoms	Z	Observed(Å)	Ideal(Å)
20	1	210	CLA	C1C-C2C	-2.29	1.39	1.44
20	3	309	CLA	C3D-C4D	-2.29	1.38	1.44
20	1	207	CLA	C1B-CHB	2.29	1.47	1.41
20	B	819	CLA	MG-ND	-2.28	2.01	2.05
20	B	833	CLA	MG-NA	-2.28	2.00	2.06
20	4	314	CLA	C3D-C4D	-2.28	1.38	1.44
20	A	808	CLA	C1C-C2C	-2.27	1.39	1.44
20	4	312	CLA	CHA-C1A	2.27	1.47	1.41
20	H	112	CLA	C4C-C3C	-2.27	1.41	1.45
20	A	804	CLA	C1C-C2C	-2.27	1.39	1.44
20	1	207	CLA	MG-NA	-2.27	2.00	2.06
20	L	204	CLA	C1C-C2C	-2.27	1.39	1.44
20	A	840	CLA	C1C-C2C	-2.27	1.39	1.44
20	A	833	CLA	C1B-CHB	2.26	1.47	1.41
21	4	319	LMU	O6B-C6B	2.26	1.51	1.42
20	3	316	CLA	CHA-C1A	2.26	1.47	1.41
20	3	310	CLA	C1B-CHB	2.26	1.47	1.41
20	4	306	CLA	C3A-C2A	-2.26	1.48	1.54
20	2	305	CLA	C1B-CHB	2.26	1.47	1.41
20	1	203	CLA	C3B-C2B	-2.26	1.37	1.40
20	B	810	CLA	MG-NA	-2.25	2.00	2.06
20	B	808	CLA	MG-ND	-2.25	2.01	2.05
20	1	213	CLA	C3A-C4A	-2.25	1.44	1.51
20	4	315	CLA	C1B-CHB	2.25	1.47	1.41
20	K	102	CLA	C1B-CHB	2.25	1.47	1.41
20	3	301	CLA	C1C-C2C	-2.25	1.40	1.44
20	B	814	CLA	MG-NA	-2.25	2.00	2.06
20	B	850	CLA	C1D-C2D	-2.25	1.40	1.45
20	B	842	CLA	C1C-C2C	-2.24	1.40	1.44
20	3	313	CLA	C3D-C4D	-2.24	1.38	1.44
20	2	304	CLA	C3C-C4C	-2.24	1.37	1.43
20	4	309	CLA	C3D-C4D	-2.24	1.38	1.44
20	3	314	CLA	C1B-CHB	2.24	1.47	1.41
20	A	838	CLA	MG-NA	-2.24	2.00	2.06
20	B	823	CLA	MG-NA	-2.24	2.00	2.06
20	B	811	CLA	C2C-C1C	-2.23	1.37	1.43
20	A	803	CLA	C3D-CAD	-2.23	1.37	1.45
20	A	837	CLA	C3B-C2B	-2.23	1.37	1.40
20	A	838	CLA	C1B-CHB	2.23	1.47	1.41
20	B	806	CLA	C1D-ND	-2.23	1.34	1.37
20	B	839	CLA	C1D-C2D	-2.23	1.40	1.45
20	B	806	CLA	C1B-CHB	2.23	1.47	1.41

Continued on next page...

Continued from previous page...

Mol	Chain	Res	Type	Atoms	Z	Observed(Å)	Ideal(Å)
20	A	810	CLA	C3B-C2B	-2.22	1.37	1.40
20	A	830	CLA	MG-NA	-2.22	2.01	2.06
20	B	821	CLA	MG-NA	-2.22	2.01	2.06
20	B	824	CLA	C1C-NC	-2.22	1.34	1.37
20	4	304	CLA	MG-NA	-2.22	2.01	2.06
20	1	214	CLA	CHA-C1A	2.22	1.47	1.41
20	B	807	CLA	C1C-C2C	-2.22	1.40	1.44
20	3	316	CLA	C2C-C1C	-2.22	1.37	1.43
20	A	827	CLA	MG-NA	-2.22	2.01	2.06
20	K	101	CLA	C1B-CHB	2.22	1.47	1.41
20	4	305	CLA	C1C-NC	-2.22	1.34	1.37
20	3	303	CLA	C1B-CHB	2.22	1.47	1.41
20	3	301	CLA	C4C-C3C	-2.22	1.40	1.44
20	A	808	CLA	C1D-ND	-2.22	1.34	1.37
21	4	319	LMU	O1'-C1'	2.22	1.43	1.40
20	2	309	CLA	C1B-NB	-2.22	1.31	1.35
20	B	829	CLA	CHB-C4A	2.21	1.35	1.33
21	H	106	LMU	O1'-C1'	2.21	1.43	1.40
20	B	812	CLA	C1C-NC	-2.21	1.34	1.37
20	3	310	CLA	C1D-C2D	-2.21	1.41	1.45
20	A	810	CLA	MG-NA	-2.21	2.01	2.06
20	B	840	CLA	MG-NA	-2.21	2.01	2.06
20	3	302	CLA	C3D-C4D	-2.21	1.38	1.44
20	4	308	CLA	C3C-C4C	-2.21	1.37	1.43
20	B	825	CLA	C3B-C2B	-2.21	1.37	1.40
20	3	310	CLA	C1C-NC	-2.20	1.34	1.37
21	A	847	LMU	O1'-C1'	2.20	1.43	1.40
20	4	313	CLA	MG-NA	-2.20	2.01	2.06
20	A	850	CLA	C3B-C2B	-2.20	1.37	1.40
20	1	209	CLA	CHA-C1A	2.20	1.47	1.41
20	A	810	CLA	C1B-CHB	2.20	1.47	1.41
20	4	304	CLA	C4C-C3C	-2.20	1.41	1.45
20	B	842	CLA	C4C-C3C	-2.20	1.40	1.44
20	B	810	CLA	C3B-C2B	-2.20	1.37	1.40
20	3	304	CLA	C4B-CHC	2.20	1.48	1.44
20	4	311	CLA	C3C-C4C	-2.20	1.37	1.43
20	4	315	CLA	C1D-ND	-2.20	1.35	1.37
20	L	203	CLA	CHB-C4A	2.20	1.35	1.33
20	2	302	CLA	MG-ND	-2.19	2.01	2.05
20	3	304	CLA	C2C-C1C	-2.19	1.37	1.43
20	B	806	CLA	C1C-C2C	-2.19	1.40	1.44
20	I	102	CLA	C1B-CHB	2.19	1.47	1.41

Continued on next page...

Continued from previous page...

Mol	Chain	Res	Type	Atoms	Z	Observed(Å)	Ideal(Å)
20	B	819	CLA	C3D-CAD	-2.19	1.37	1.45
20	1	207	CLA	CAA-C2A	-2.19	1.50	1.54
20	A	831	CLA	C1C-NC	-2.19	1.34	1.37
20	A	814	CLA	CHA-C1A	2.18	1.47	1.41
20	B	816	CLA	C1C-C2C	-2.18	1.40	1.44
20	B	826	CLA	MG-NA	-2.18	2.01	2.06
20	2	305	CLA	C1C-C2C	-2.18	1.40	1.44
20	B	824	CLA	C1B-CHB	2.18	1.47	1.41
20	A	816	CLA	C3D-CAD	-2.18	1.38	1.45
20	B	823	CLA	C1B-CHB	2.18	1.47	1.41
20	2	306	CLA	CHB-C4A	-2.18	1.33	1.35
20	4	304	CLA	C1B-CHB	2.18	1.47	1.41
20	A	831	CLA	C3D-CAD	-2.18	1.38	1.45
20	1	203	CLA	C4D-CHA	-2.18	1.31	1.38
20	3	315	CLA	MG-ND	-2.17	2.01	2.05
20	A	840	CLA	C1B-CHB	2.17	1.47	1.41
20	B	827	CLA	C1B-CHB	2.17	1.47	1.41
20	A	819	CLA	MG-NA	-2.17	2.01	2.06
20	4	301	CLA	C1B-CHB	2.17	1.47	1.41
20	A	803	CLA	C1C-NC	-2.17	1.34	1.37
20	A	849	CLA	C1B-CHB	2.17	1.47	1.41
20	A	801	CLA	C4C-C3C	-2.17	1.41	1.45
20	4	302	CLA	C1B-CHB	2.17	1.47	1.41
20	B	829	CLA	C1D-C2D	-2.16	1.41	1.45
20	3	304	CLA	CHB-C4A	-2.16	1.33	1.35
20	A	820	CLA	MG-NA	-2.16	2.01	2.06
20	F	207	CLA	C1B-CHB	2.16	1.47	1.41
20	3	318	CLA	MG-NA	-2.16	2.01	2.06
20	B	813	CLA	MG-NA	-2.16	2.01	2.06
20	2	303	CLA	C3D-CAD	-2.16	1.38	1.45
20	1	213	CLA	C3B-C2B	-2.16	1.37	1.40
20	A	822	CLA	MG-NA	-2.15	2.01	2.06
20	1	201	CLA	C1D-ND	-2.15	1.35	1.37
20	3	309	CLA	C2C-C1C	-2.15	1.38	1.43
20	A	807	CLA	MG-NA	-2.15	2.01	2.06
20	B	820	CLA	C1C-C2C	-2.15	1.40	1.44
20	A	840	CLA	C3B-C2B	-2.15	1.37	1.40
20	L	210	CLA	C1B-CHB	2.15	1.47	1.41
20	4	310	CLA	C1C-NC	-2.15	1.34	1.37
20	B	806	CLA	MG-NA	-2.15	2.01	2.06
20	A	836	CLA	C3B-C2B	-2.15	1.37	1.40
20	B	835	CLA	C1B-CHB	2.15	1.47	1.41

Continued on next page...

Continued from previous page...

Mol	Chain	Res	Type	Atoms	Z	Observed(Å)	Ideal(Å)
20	4	307	CLA	CHA-C1A	2.15	1.47	1.41
20	4	306	CLA	C1D-ND	-2.14	1.35	1.37
20	4	315	CLA	C1D-C2D	-2.14	1.41	1.45
20	B	824	CLA	C1D-C2D	-2.14	1.41	1.45
21	L	212	LMU	O1'-C1'	2.14	1.43	1.40
20	A	834	CLA	MG-NA	-2.14	2.01	2.06
20	4	306	CLA	CAA-C2A	-2.14	1.50	1.54
20	B	832	CLA	C3B-C2B	-2.14	1.37	1.40
20	K	104	CLA	C3D-CAD	-2.13	1.38	1.45
20	B	835	CLA	MG-NA	-2.13	2.01	2.06
20	B	818	CLA	C1B-CHB	2.13	1.46	1.41
20	4	313	CLA	C4C-C3C	-2.13	1.40	1.44
20	1	203	CLA	C1B-CHB	2.13	1.46	1.41
20	B	812	CLA	C3A-C2A	-2.13	1.48	1.54
20	B	828	CLA	C1B-CHB	2.13	1.46	1.41
20	F	201	CLA	C3D-CAD	-2.13	1.38	1.45
21	C	101	LMU	O1'-C1'	2.13	1.43	1.40
20	F	205	CLA	MG-NA	-2.13	2.01	2.06
20	B	812	CLA	C4D-CHA	-2.13	1.31	1.38
20	A	827	CLA	C1B-CHB	2.12	1.46	1.41
20	K	103	CLA	MG-ND	-2.12	2.01	2.05
20	4	308	CLA	C2C-C1C	-2.12	1.38	1.43
20	3	306	CLA	C3D-C2D	2.12	1.40	1.35
20	L	202	CLA	C1B-CHB	2.12	1.46	1.41
20	2	309	CLA	C2D-C1D	-2.12	1.38	1.44
20	L	208	CLA	C1C-C2C	-2.12	1.40	1.44
20	F	206	CLA	C1B-CHB	2.12	1.46	1.41
20	R	108	CLA	CHB-C4A	2.12	1.35	1.33
20	A	818	CLA	C3A-C2A	-2.12	1.48	1.54
20	A	836	CLA	C1B-CHB	2.12	1.46	1.41
20	L	201	CLA	C1B-CHB	2.12	1.46	1.41
21	R	103	LMU	O1'-C1'	2.12	1.43	1.40
20	B	815	CLA	C1B-CHB	2.12	1.46	1.41
20	B	820	CLA	C1D-ND	-2.12	1.35	1.37
20	L	210	CLA	C1C-C2C	-2.11	1.40	1.44
20	J	101	CLA	C1B-CHB	2.11	1.46	1.41
20	A	807	CLA	C1C-C2C	-2.11	1.40	1.44
20	H	112	CLA	C1B-CHB	2.11	1.46	1.41
20	A	801	CLA	C2A-C1A	-2.11	1.47	1.52
20	A	812	CLA	C1B-CHB	2.11	1.46	1.41
20	4	303	CLA	C3A-C2A	-2.11	1.48	1.54
20	B	830	CLA	C1D-ND	-2.11	1.35	1.37

Continued on next page...

Continued from previous page...

Mol	Chain	Res	Type	Atoms	Z	Observed(Å)	Ideal(Å)
20	A	824	CLA	C1B-CHB	2.11	1.46	1.41
20	A	826	CLA	MG-NA	-2.11	2.01	2.06
20	B	822	CLA	MG-NA	-2.11	2.01	2.06
21	A	852	LMU	O1'-C1'	2.11	1.43	1.40
20	A	831	CLA	C3A-C2A	-2.11	1.48	1.54
20	4	310	CLA	C1D-C2D	-2.11	1.41	1.45
20	B	850	CLA	C1B-CHB	2.11	1.46	1.41
22	B	844	BCR	C1-C6	-2.10	1.51	1.53
20	A	823	CLA	C1B-CHB	2.10	1.46	1.41
20	B	831	CLA	C1D-ND	-2.10	1.35	1.37
20	B	829	CLA	MG-NA	-2.10	2.01	2.06
20	3	305	CLA	C3D-C4D	-2.10	1.39	1.44
20	1	206	CLA	MG-NA	-2.10	2.01	2.06
20	B	833	CLA	C1C-NC	-2.10	1.34	1.37
20	K	101	CLA	C1D-ND	-2.10	1.35	1.37
20	B	802	CLA	MG-NA	-2.10	2.01	2.06
21	K	105	LMU	O1'-C1'	2.09	1.43	1.40
20	B	840	CLA	C1B-CHB	2.09	1.46	1.41
20	1	208	CLA	C3D-C4D	-2.09	1.39	1.44
20	B	802	CLA	C1B-CHB	2.09	1.46	1.41
20	A	814	CLA	C3C-C4C	-2.09	1.38	1.43
21	R	101	LMU	O1'-C1'	2.09	1.43	1.40
20	1	201	CLA	C3D-CAD	-2.09	1.38	1.45
20	A	806	CLA	C1B-CHB	2.09	1.46	1.41
20	B	823	CLA	C1D-ND	-2.09	1.35	1.37
21	A	855	LMU	O1'-C1'	2.09	1.43	1.40
20	B	841	CLA	C1D-ND	-2.09	1.35	1.37
20	1	211	CLA	C1D-C2D	-2.09	1.41	1.45
20	A	812	CLA	MG-NA	-2.09	2.01	2.06
20	H	111	CLA	C3D-CAD	-2.08	1.38	1.45
20	H	101	CLA	C3A-C2A	-2.08	1.48	1.54
20	A	801	CLA	C3A-C2A	-2.08	1.48	1.54
20	4	302	CLA	MG-NA	-2.08	2.01	2.06
20	L	201	CLA	MG-NA	-2.08	2.01	2.06
20	B	836	CLA	C1D-C2D	-2.08	1.41	1.45
20	B	810	CLA	C1B-CHB	2.08	1.46	1.41
20	A	821	CLA	C3B-C2B	-2.07	1.37	1.40
21	R	101	LMU	O2B-C2B	2.07	1.48	1.43
20	2	303	CLA	C1D-ND	-2.07	1.35	1.37
20	3	317	CLA	C3C-C4C	-2.07	1.38	1.43
20	B	808	CLA	C1B-CHB	2.07	1.46	1.41
20	B	834	CLA	C1B-CHB	2.07	1.46	1.41

Continued on next page...

Continued from previous page...

Mol	Chain	Res	Type	Atoms	Z	Observed(Å)	Ideal(Å)
20	B	842	CLA	MG-NA	-2.07	2.01	2.06
20	B	832	CLA	C1B-CHB	2.07	1.46	1.41
20	2	315	CLA	C1D-ND	-2.07	1.35	1.37
20	2	303	CLA	C3A-C2A	-2.07	1.48	1.54
20	A	801	CLA	CBD-CAD	-2.07	1.47	1.56
20	A	816	CLA	C1C-NC	-2.07	1.34	1.37
20	A	817	CLA	MG-NA	-2.06	2.01	2.06
20	G	105	CLA	C3D-CAD	-2.06	1.38	1.45
20	2	315	CLA	C1D-C2D	-2.06	1.41	1.45
20	A	832	CLA	C1B-CHB	2.06	1.46	1.41
20	A	829	CLA	C3B-C2B	-2.06	1.37	1.40
20	B	813	CLA	C1D-ND	-2.06	1.35	1.37
20	4	317	CLA	C1B-CHB	2.06	1.46	1.41
20	1	206	CLA	CHB-C4A	2.05	1.34	1.33
20	A	830	CLA	C1B-CHB	2.05	1.46	1.41
20	A	851	CLA	C3B-C2B	-2.05	1.37	1.40
20	A	803	CLA	C1D-C2D	-2.05	1.41	1.45
20	B	830	CLA	CHB-C4A	2.05	1.34	1.33
20	B	836	CLA	MG-ND	-2.05	2.01	2.05
20	4	307	CLA	C2C-C1C	-2.04	1.38	1.43
20	A	839	CLA	MG-ND	-2.04	2.01	2.05
20	4	317	CLA	C3D-CAD	-2.04	1.38	1.45
20	2	304	CLA	C2C-C1C	-2.04	1.38	1.43
20	A	813	CLA	C1B-CHB	2.04	1.46	1.41
20	F	207	CLA	CBD-CAD	-2.04	1.47	1.56
21	3	319	LMU	O1'-C1'	2.04	1.43	1.40
20	B	811	CLA	C1B-NB	-2.04	1.32	1.35
20	2	307	CLA	CHB-C4A	2.04	1.34	1.33
20	A	804	CLA	C1B-CHB	2.03	1.46	1.41
20	1	204	CLA	C2A-C1A	-2.03	1.47	1.52
21	L	205	LMU	O1'-C1'	2.03	1.43	1.40
20	2	311	CLA	C1D-C2D	-2.03	1.41	1.45
20	3	307	CLA	C3B-C2B	-2.03	1.37	1.40
20	1	211	CLA	C1C-NC	-2.03	1.34	1.37
20	B	825	CLA	C1D-C2D	-2.03	1.41	1.45
20	A	840	CLA	MG-NA	-2.03	2.01	2.06
20	A	849	CLA	MG-NA	-2.03	2.01	2.06
20	A	822	CLA	C1B-CHB	2.03	1.46	1.41
20	4	318	CLA	C1D-C2D	-2.03	1.41	1.45
20	1	202	CLA	CAA-C2A	2.03	1.57	1.53
20	3	301	CLA	MG-NA	-2.02	2.01	2.06
20	B	841	CLA	MG-NA	-2.02	2.01	2.06

Continued on next page...

Continued from previous page...

Mol	Chain	Res	Type	Atoms	Z	Observed(Å)	Ideal(Å)
20	2	316	CLA	C2D-C1D	-2.02	1.39	1.44
20	A	811	CLA	C1B-CHB	2.02	1.46	1.41
20	1	211	CLA	MG-NA	-2.02	2.01	2.06
20	B	833	CLA	C1D-C2D	-2.02	1.41	1.45
21	R	104	LMU	O1'-C1'	2.02	1.43	1.40
20	1	215	CLA	C1C-NC	-2.02	1.34	1.37
20	H	111	CLA	C3A-C2A	-2.01	1.49	1.54
22	B	844	BCR	C30-C25	-2.01	1.51	1.53
20	1	204	CLA	C4D-CHA	-2.01	1.31	1.38
20	K	104	CLA	C1D-ND	-2.01	1.35	1.37
20	1	214	CLA	CHB-C4A	-2.01	1.33	1.35
20	L	204	CLA	MG-NA	-2.01	2.01	2.06
21	G	101	LMU	C4B-C5B	2.01	1.57	1.53
20	2	311	CLA	C1B-CHB	2.01	1.46	1.41
20	B	814	CLA	C1B-CHB	2.00	1.46	1.41
20	J	103	CLA	MG-ND	-2.00	2.01	2.05
20	B	808	CLA	C4D-CHA	-2.00	1.31	1.38
20	B	820	CLA	C1D-C2D	-2.00	1.41	1.45

All (4044) bond angle outliers are listed below:

Mol	Chain	Res	Type	Atoms	Z	Observed(°)	Ideal(°)
22	G	104	BCR	C20-C21-C22	36.93	179.07	127.28
22	L	211	BCR	C20-C21-C22	36.44	178.38	127.28
22	A	845	BCR	C20-C21-C22	36.19	178.03	127.28
22	J	102	BCR	C20-C21-C22	36.12	177.93	127.28
22	B	846	BCR	C20-C21-C22	36.04	177.82	127.28
22	A	844	BCR	C20-C21-C22	35.98	177.74	127.28
22	F	204	BCR	C20-C21-C22	35.87	177.59	127.28
22	I	103	BCR	C20-C21-C22	35.84	177.54	127.28
22	A	843	BCR	C20-C21-C22	35.42	176.95	127.28
22	2	318	BCR	C20-C21-C22	35.24	176.70	127.28
22	B	801	BCR	C20-C21-C22	35.10	176.50	127.28
22	F	203	BCR	C20-C21-C22	35.01	176.38	127.28
22	B	847	BCR	C20-C21-C22	34.88	176.20	127.28
22	B	844	BCR	C20-C21-C22	31.64	171.65	127.28
22	B	845	BCR	C20-C21-C22	29.91	169.23	127.28
22	I	101	BCR	C20-C21-C22	20.82	156.47	127.28
22	A	845	BCR	C21-C20-C19	19.04	178.37	123.20
22	B	847	BCR	C21-C20-C19	18.99	178.22	123.20
22	L	211	BCR	C21-C20-C19	18.88	177.89	123.20
22	G	104	BCR	C21-C20-C19	18.86	177.84	123.20

Continued on next page...

Continued from previous page...

Mol	Chain	Res	Type	Atoms	Z	Observed(°)	Ideal(°)
22	I	103	BCR	C21-C20-C19	18.83	177.76	123.20
22	2	318	BCR	C21-C20-C19	18.70	177.39	123.20
22	B	801	BCR	C21-C20-C19	18.54	176.93	123.20
22	F	203	BCR	C21-C20-C19	18.43	176.60	123.20
22	B	846	BCR	C21-C20-C19	18.22	175.98	123.20
22	J	102	BCR	C21-C20-C19	18.19	175.90	123.20
22	F	204	BCR	C21-C20-C19	18.15	175.80	123.20
22	A	843	BCR	C21-C20-C19	17.72	174.54	123.20
22	A	844	BCR	C21-C20-C19	16.83	171.97	123.20
22	B	845	BCR	C21-C20-C19	15.64	168.52	123.20
22	B	844	BCR	C21-C20-C19	15.56	168.29	123.20
20	A	801	CLA	CAB-C3B-C4B	-14.31	107.49	128.46
20	4	302	CLA	CAB-C3B-C4B	-14.02	107.91	128.46
20	B	812	CLA	CAB-C3B-C4B	-14.01	107.94	128.46
20	3	301	CLA	CAB-C3B-C4B	-13.95	108.01	128.46
20	B	842	CLA	CAB-C3B-C4B	-13.86	108.15	128.46
20	4	313	CLA	CAB-C3B-C4B	-13.77	108.28	128.46
20	1	210	CLA	CAB-C3B-C4B	-12.97	109.45	128.46
20	3	318	CLA	CAB-C3B-C4B	-12.44	110.23	128.46
20	2	317	CLA	OBD-CAD-C3D	-11.88	100.66	128.42
22	I	101	BCR	C24-C23-C22	-11.86	108.69	126.23
20	A	831	CLA	OBD-CAD-C3D	-11.76	100.92	128.42
20	2	303	CLA	OBD-CAD-C3D	-11.68	101.12	128.42
20	B	839	CLA	OBD-CAD-C3D	-11.46	101.62	128.42
20	3	315	CLA	OBD-CAD-C3D	-11.18	102.28	128.42
20	1	205	CLA	CAB-C3B-C4B	-10.94	112.43	128.46
22	B	801	BCR	C7-C8-C9	-10.62	110.52	126.23
20	2	310	CLA	OBD-CAD-C3D	-10.57	103.70	128.42
20	B	828	CLA	OBD-CAD-C3D	-10.53	103.80	128.42
20	A	803	CLA	OBD-CAD-C3D	-10.51	103.86	128.42
22	B	801	BCR	C15-C16-C17	-10.48	102.08	123.52
20	1	211	CLA	OBD-CAD-C3D	-10.45	103.99	128.42
20	1	213	CLA	OBD-CAD-C3D	-10.44	104.02	128.42
22	I	101	BCR	C21-C20-C19	10.43	153.42	123.20
20	3	303	CLA	CAB-C3B-C4B	-10.39	113.24	128.46
20	A	833	CLA	OBD-CAD-C3D	-10.37	104.17	128.42
20	K	104	CLA	OBD-CAD-C3D	-10.37	104.19	128.42
20	3	310	CLA	OBD-CAD-C3D	-10.08	104.87	128.42
20	A	801	CLA	OBD-CAD-C3D	-10.04	104.95	128.42
20	B	812	CLA	OBD-CAD-C3D	-10.03	104.97	128.42
20	A	816	CLA	OBD-CAD-C3D	-9.95	105.15	128.42
20	4	301	CLA	OBD-CAD-C3D	-9.95	105.17	128.42

Continued on next page...

Continued from previous page...

Mol	Chain	Res	Type	Atoms	Z	Observed(°)	Ideal(°)
20	A	820	CLA	OBD-CAD-C3D	-9.93	105.20	128.42
20	B	819	CLA	OBD-CAD-C3D	-9.86	105.37	128.42
20	B	822	CLA	OBD-CAD-C3D	-9.84	105.41	128.42
20	A	829	CLA	OBD-CAD-C3D	-9.80	105.50	128.42
20	B	833	CLA	OBD-CAD-C3D	-9.74	105.65	128.42
20	A	824	CLA	OBD-CAD-C3D	-9.70	105.74	128.42
20	A	810	CLA	OBD-CAD-C3D	-9.66	105.83	128.42
20	2	311	CLA	OBD-CAD-C3D	-9.62	105.93	128.42
20	A	808	CLA	OBD-CAD-C3D	-9.62	105.93	128.42
20	A	805	CLA	OBD-CAD-C3D	-9.60	105.98	128.42
20	4	303	CLA	OBD-CAD-C3D	-9.59	106.00	128.42
20	G	105	CLA	OBD-CAD-C3D	-9.59	106.01	128.42
20	F	207	CLA	OBD-CAD-C3D	-9.58	106.03	128.42
20	L	203	CLA	OBD-CAD-C3D	-9.58	106.03	128.42
20	1	203	CLA	OBD-CAD-C3D	-9.54	106.11	128.42
20	A	819	CLA	OBD-CAD-C3D	-9.52	106.16	128.42
20	H	101	CLA	OBD-CAD-C3D	-9.52	106.17	128.42
20	L	202	CLA	OBD-CAD-C3D	-9.51	106.19	128.42
20	3	307	CLA	OBD-CAD-C3D	-9.50	106.21	128.42
20	L	210	CLA	OBD-CAD-C3D	-9.48	106.26	128.42
20	B	850	CLA	OBD-CAD-C3D	-9.47	106.28	128.42
20	A	826	CLA	OBD-CAD-C3D	-9.47	106.28	128.42
20	4	306	CLA	OBD-CAD-C3D	-9.42	106.39	128.42
20	B	826	CLA	OBD-CAD-C3D	-9.41	106.42	128.42
20	2	307	CLA	OBD-CAD-C3D	-9.40	106.45	128.42
20	K	102	CLA	OBD-CAD-C3D	-9.36	106.54	128.42
20	A	817	CLA	OBD-CAD-C3D	-9.31	106.66	128.42
20	B	837	CLA	OBD-CAD-C3D	-9.30	106.67	128.42
20	1	215	CLA	OBD-CAD-C3D	-9.29	106.71	128.42
22	I	103	BCR	C24-C23-C22	-9.26	112.54	126.23
20	F	206	CLA	OBD-CAD-C3D	-9.23	106.83	128.42
20	1	204	CLA	OBD-CAD-C3D	-9.22	106.88	128.42
20	3	311	CLA	OBD-CAD-C3D	-9.21	106.88	128.42
20	I	102	CLA	OBD-CAD-C3D	-9.19	106.95	128.42
20	B	832	CLA	CAA-C2A-C3A	-9.18	88.19	113.00
20	3	318	CLA	OBD-CAD-C3D	-9.18	106.96	128.42
20	A	830	CLA	OBD-CAD-C3D	-9.17	106.99	128.42
20	R	107	CLA	OBD-CAD-C3D	-9.15	107.03	128.42
20	H	112	CLA	OBD-CAD-C3D	-9.14	107.05	128.42
20	B	802	CLA	OBD-CAD-C3D	-9.14	107.05	128.42
20	A	825	CLA	OBD-CAD-C3D	-9.13	107.07	128.42
20	B	809	CLA	OBD-CAD-C3D	-9.12	107.10	128.42

Continued on next page...

Continued from previous page...

Mol	Chain	Res	Type	Atoms	Z	Observed(°)	Ideal(°)
20	A	850	CLA	OBD-CAD-C3D	-9.06	107.23	128.42
20	4	302	CLA	OBD-CAD-C3D	-9.06	107.24	128.42
20	A	822	CLA	OBD-CAD-C3D	-9.05	107.25	128.42
20	K	101	CLA	OBD-CAD-C3D	-9.03	107.32	128.42
20	A	828	CLA	OBD-CAD-C3D	-9.02	107.33	128.42
20	A	837	CLA	OBD-CAD-C3D	-9.01	107.37	128.42
20	B	813	CLA	OBD-CAD-C3D	-9.00	107.37	128.42
20	K	103	CLA	OBD-CAD-C3D	-9.00	107.38	128.42
20	3	303	CLA	OBD-CAD-C3D	-8.99	107.41	128.42
22	B	801	BCR	C15-C14-C13	-8.97	114.69	127.28
20	2	312	CLA	OBD-CAD-C3D	-8.97	107.44	128.42
20	A	806	CLA	OBD-CAD-C3D	-8.93	107.54	128.42
20	4	305	CLA	OBD-CAD-C3D	-8.93	107.55	128.42
20	B	812	CLA	CAB-C3B-C2B	-8.92	106.02	124.69
20	F	201	CLA	OBD-CAD-C3D	-8.89	107.64	128.42
20	A	851	CLA	OBD-CAD-C3D	-8.88	107.66	128.42
20	B	834	CLA	OBD-CAD-C3D	-8.88	107.66	128.42
20	J	101	CLA	OBD-CAD-C3D	-8.81	107.83	128.42
20	L	210	CLA	O2D-CGD-CBD	8.79	126.60	111.23
20	1	205	CLA	OBD-CAD-C3D	-8.76	107.94	128.42
20	B	821	CLA	OBD-CAD-C3D	-8.76	107.95	128.42
20	L	209	CLA	OBD-CAD-C3D	-8.75	107.96	128.42
20	B	827	CLA	OBD-CAD-C3D	-8.75	107.97	128.42
22	2	318	BCR	C16-C17-C18	-8.74	115.02	127.28
20	2	302	CLA	OBD-CAD-C3D	-8.72	108.03	128.42
22	I	101	BCR	C7-C8-C9	-8.69	113.38	126.23
20	1	201	CLA	OBD-CAD-C3D	-8.64	108.22	128.42
20	1	210	CLA	CAB-C3B-C2B	-8.62	106.66	124.69
20	2	315	CLA	OBD-CAD-C3D	-8.57	108.39	128.42
20	B	836	CLA	OBD-CAD-C3D	-8.56	108.42	128.42
20	B	835	CLA	OBD-CAD-C3D	-8.53	108.47	128.42
20	L	208	CLA	OBD-CAD-C3D	-8.53	108.48	128.42
20	3	301	CLA	OBD-CAD-C3D	-8.46	108.63	128.42
20	B	824	CLA	OBD-CAD-C3D	-8.43	108.72	128.42
20	F	205	CLA	CAB-C3B-C4B	-8.41	116.14	128.46
20	A	801	CLA	CAB-C3B-C2B	-8.39	107.14	124.69
22	B	844	BCR	C24-C23-C22	-8.39	113.82	126.23
20	A	801	CLA	C4D-C3D-CAD	8.37	117.20	108.11
20	B	816	CLA	OBD-CAD-C3D	-8.35	108.89	128.42
20	A	838	CLA	OBD-CAD-C3D	-8.27	109.08	128.42
20	H	102	CLA	OBD-CAD-C3D	-8.26	109.10	128.42
20	4	313	CLA	OBD-CAD-C3D	-8.26	109.12	128.42

Continued on next page...

Continued from previous page...

Mol	Chain	Res	Type	Atoms	Z	Observed(°)	Ideal(°)
20	A	807	CLA	OBD-CAD-C3D	-8.20	109.25	128.42
20	B	842	CLA	CAB-C3B-C2B	-8.18	107.57	124.69
20	1	207	CLA	OBD-CAD-C3D	-8.16	109.35	128.42
20	B	803	CLA	OBD-CAD-C3D	-8.14	109.39	128.42
20	A	827	CLA	OBD-CAD-C3D	-8.11	109.45	128.42
20	B	820	CLA	OBD-CAD-C3D	-8.11	109.47	128.42
20	B	840	CLA	OBD-CAD-C3D	-8.10	109.48	128.42
20	1	211	CLA	CMD-C2D-C1D	8.10	139.00	124.73
22	I	103	BCR	C30-C25-C26	-8.10	111.57	122.64
20	A	815	CLA	OBD-CAD-C3D	-8.07	109.55	128.42
20	4	304	CLA	OBD-CAD-C3D	-8.07	109.56	128.42
20	A	835	CLA	OBD-CAD-C3D	-8.06	109.57	128.42
20	B	807	CLA	OBD-CAD-C3D	-8.06	109.57	128.42
20	1	215	CLA	C4D-C3D-CAD	8.06	116.86	108.11
20	A	803	CLA	O2D-CGD-CBD	8.05	125.31	111.23
20	B	823	CLA	OBD-CAD-C3D	-8.02	109.67	128.42
20	A	840	CLA	OBD-CAD-C3D	-7.96	109.82	128.42
20	1	207	CLA	C3A-C2A-C1A	7.94	113.24	101.34
20	1	210	CLA	OBD-CAD-C3D	-7.94	109.87	128.42
20	B	839	CLA	CMD-C2D-C1D	7.93	138.69	124.73
20	B	831	CLA	OBD-CAD-C3D	-7.92	109.89	128.42
20	L	204	CLA	OBD-CAD-C3D	-7.88	110.00	128.42
20	A	818	CLA	OBD-CAD-C3D	-7.87	110.02	128.42
20	1	206	CLA	OBD-CAD-C3D	-7.86	110.05	128.42
20	A	849	CLA	OBD-CAD-C3D	-7.85	110.06	128.42
20	1	201	CLA	C4A-NA-C1A	7.84	110.25	106.68
20	A	812	CLA	OBD-CAD-C3D	-7.83	110.12	128.42
20	B	838	CLA	OBD-CAD-C3D	-7.83	110.12	128.42
20	B	832	CLA	OBD-CAD-C3D	-7.83	110.13	128.42
20	4	310	CLA	OBD-CAD-C3D	-7.82	110.13	128.42
20	A	849	CLA	C4D-C3D-CAD	7.82	116.59	108.11
20	4	317	CLA	OBD-CAD-C3D	-7.81	110.17	128.42
20	4	318	CLA	O2D-CGD-CBD	7.80	124.87	111.23
20	B	810	CLA	O2D-CGD-CBD	7.80	124.86	111.23
20	B	842	CLA	OBD-CAD-C3D	-7.79	110.20	128.42
20	1	204	CLA	CMD-C2D-C1D	7.78	138.43	124.73
20	B	841	CLA	OBD-CAD-C3D	-7.78	110.24	128.42
20	4	318	CLA	C4D-C3D-CAD	7.77	116.54	108.11
20	3	301	CLA	CAB-C3B-C2B	-7.68	108.63	124.69
20	A	827	CLA	O2D-CGD-CBD	7.68	124.65	111.23
20	A	839	CLA	OBD-CAD-C3D	-7.67	110.50	128.42
20	4	313	CLA	CAB-C3B-C2B	-7.67	108.65	124.69

Continued on next page...

Continued from previous page...

Mol	Chain	Res	Type	Atoms	Z	Observed(°)	Ideal(°)
20	A	821	CLA	O2D-CGD-CBD	7.65	124.60	111.23
20	1	215	CLA	C1D-CHD-C4C	-7.62	109.82	126.02
20	1	202	CLA	OBD-CAD-C3D	-7.61	110.63	128.42
20	B	817	CLA	OBD-CAD-C3D	-7.60	110.65	128.42
20	4	318	CLA	OBD-CAD-C3D	-7.59	110.67	128.42
20	A	834	CLA	OBD-CAD-C3D	-7.57	110.72	128.42
20	A	813	CLA	OBD-CAD-C3D	-7.56	110.75	128.42
20	B	839	CLA	O2D-CGD-CBD	7.52	124.38	111.23
20	B	830	CLA	OBD-CAD-C3D	-7.51	110.86	128.42
20	3	318	CLA	CAB-C3B-C2B	-7.50	108.99	124.69
20	A	823	CLA	OBD-CAD-C3D	-7.47	110.96	128.42
20	A	821	CLA	OBD-CAD-C3D	-7.46	110.97	128.42
22	I	103	BCR	C16-C15-C14	-7.45	108.28	123.52
20	A	809	CLA	OBD-CAD-C3D	-7.43	111.05	128.42
20	1	213	CLA	CAA-C2A-C1A	7.43	136.32	111.97
20	A	832	CLA	OBD-CAD-C3D	-7.42	111.08	128.42
20	B	814	CLA	OBD-CAD-C3D	-7.42	111.08	128.42
20	B	829	CLA	OBD-CAD-C3D	-7.41	111.10	128.42
20	B	839	CLA	C4D-C3D-CAD	7.41	116.15	108.11
21	L	205	LMU	C1B-O1B-C4'	-7.36	100.53	117.98
21	G	101	LMU	O1'-C1'-C2'	7.33	119.41	108.27
20	K	104	CLA	O2D-CGD-CBD	7.32	124.03	111.23
20	A	831	CLA	C1D-CHD-C4C	-7.31	110.48	126.02
20	A	839	CLA	CMD-C2D-C1D	7.30	137.59	124.73
20	B	818	CLA	OBD-CAD-C3D	-7.29	111.37	128.42
22	I	103	BCR	C16-C17-C18	-7.27	117.08	127.28
20	4	317	CLA	C4A-NA-C1A	7.25	109.99	106.68
20	1	203	CLA	CMD-C2D-C1D	7.24	137.47	124.73
20	3	303	CLA	CAB-C3B-C2B	-7.21	109.60	124.69
20	F	205	CLA	OBD-CAD-C3D	-7.20	111.58	128.42
20	K	104	CLA	CMD-C2D-C1D	7.20	137.41	124.73
20	2	315	CLA	C4D-C3D-CAD	7.20	115.93	108.11
20	2	302	CLA	C1D-CHD-C4C	-7.20	110.72	126.02
20	1	204	CLA	C4D-C3D-CAD	7.18	115.90	108.11
20	4	317	CLA	C4D-C3D-CAD	7.15	115.88	108.11
20	B	836	CLA	O2D-CGD-CBD	7.14	123.72	111.23
20	3	310	CLA	O2D-CGD-CBD	7.13	123.70	111.23
20	F	201	CLA	O2D-CGD-CBD	7.13	123.70	111.23
20	1	207	CLA	CMD-C2D-C1D	7.11	137.25	124.73
20	4	308	CLA	C2B-C1B-NB	7.11	116.34	110.11
20	G	105	CLA	O2D-CGD-CBD	7.09	123.62	111.23
20	B	829	CLA	O2D-CGD-CBD	7.08	123.60	111.23

Continued on next page...

Continued from previous page...

Mol	Chain	Res	Type	Atoms	Z	Observed(°)	Ideal(°)
20	3	315	CLA	CMD-C2D-C1D	7.07	137.18	124.73
20	B	808	CLA	OBD-CAD-C3D	-7.06	111.91	128.42
20	2	315	CLA	CMD-C2D-C1D	7.06	137.15	124.73
20	A	818	CLA	C1D-CHD-C4C	-7.02	111.10	126.02
20	4	310	CLA	C4D-C3D-CAD	7.01	115.72	108.11
20	H	102	CLA	CMD-C2D-C1D	6.97	137.00	124.73
20	B	837	CLA	O2D-CGD-CBD	6.95	123.39	111.23
22	F	204	BCR	C15-C14-C13	-6.95	117.53	127.28
20	A	835	CLA	O2D-CGD-CBD	6.88	123.26	111.23
20	2	303	CLA	O2D-CGD-CBD	6.88	123.25	111.23
20	B	830	CLA	O2D-CGD-CBD	6.88	123.25	111.23
20	A	820	CLA	CMD-C2D-C1D	6.87	136.83	124.73
21	H	103	LMU	C3'-C4'-C5'	-6.87	95.71	110.93
20	A	814	CLA	C2B-C1B-NB	6.86	116.12	110.11
20	2	307	CLA	O2D-CGD-CBD	6.86	123.22	111.23
20	L	201	CLA	OBD-CAD-C3D	-6.86	112.38	128.42
20	4	315	CLA	OBD-CAD-C3D	-6.85	112.40	128.42
20	1	215	CLA	CHD-C4C-C3C	-6.85	114.78	124.77
20	4	303	CLA	C1D-CHD-C4C	-6.82	111.52	126.02
20	1	203	CLA	C4D-C3D-CAD	6.81	115.50	108.11
20	B	822	CLA	CMD-C2D-C1D	6.80	136.71	124.73
20	A	801	CLA	CMD-C2D-C1D	6.80	136.70	124.73
20	G	105	CLA	CMD-C2D-C1D	6.80	136.70	124.73
20	B	812	CLA	C1D-CHD-C4C	-6.79	111.60	126.02
20	B	838	CLA	O2D-CGD-CBD	6.78	123.09	111.23
20	4	302	CLA	CAB-C3B-C2B	-6.77	110.52	124.69
20	1	201	CLA	C4D-C3D-CAD	6.77	115.46	108.11
20	A	836	CLA	O2D-CGD-CBD	6.77	123.06	111.23
20	3	309	CLA	C2B-C1B-NB	6.77	116.04	110.11
20	A	811	CLA	CMD-C2D-C1D	6.76	136.63	124.73
20	B	840	CLA	CMD-C2D-C1D	6.75	136.62	124.73
20	B	821	CLA	CMD-C2D-C1D	6.75	136.61	124.73
20	4	310	CLA	C1D-CHD-C4C	-6.74	111.69	126.02
20	B	809	CLA	O2D-CGD-CBD	6.74	123.01	111.23
20	B	837	CLA	CMD-C2D-C1D	6.73	136.57	124.73
20	A	839	CLA	C4D-C3D-CAD	6.72	115.41	108.11
20	B	815	CLA	OBD-CAD-C3D	-6.72	112.72	128.42
20	2	315	CLA	CHD-C4C-NC	6.72	134.65	124.23
20	A	841	CLA	C2B-C1B-NB	6.71	115.99	110.11
20	B	839	CLA	CHD-C4C-NC	6.71	134.64	124.23
20	4	303	CLA	CGD-CBD-CAD	6.71	132.57	110.85
20	4	304	CLA	O2D-CGD-CBD	6.70	122.95	111.23

Continued on next page...

Continued from previous page...

Mol	Chain	Res	Type	Atoms	Z	Observed(°)	Ideal(°)
22	B	801	BCR	C10-C11-C12	-6.70	103.78	123.20
20	B	826	CLA	CMD-C2D-C1D	6.69	136.51	124.73
20	B	807	CLA	CMD-C2D-C1D	6.69	136.51	124.73
20	1	207	CLA	C4D-C3D-CAD	6.69	115.37	108.11
20	B	825	CLA	O2D-CGD-CBD	6.68	122.92	111.23
20	3	308	CLA	C2B-C1B-NB	6.68	115.96	110.11
20	A	819	CLA	CMD-C2D-C1D	6.67	136.47	124.73
20	B	815	CLA	CMD-C2D-C1D	6.67	136.47	124.73
20	1	211	CLA	C4D-C3D-CAD	6.67	115.34	108.11
20	K	102	CLA	CMD-C2D-C1D	6.66	136.46	124.73
20	2	303	CLA	CMD-C2D-C1D	6.66	136.46	124.73
20	1	214	CLA	C2B-C1B-NB	6.65	115.94	110.11
20	F	205	CLA	CMD-C2D-C1D	6.65	136.43	124.73
20	1	213	CLA	C1D-CHD-C4C	-6.64	111.91	126.02
20	A	851	CLA	CMD-C2D-C1D	6.63	136.41	124.73
20	A	818	CLA	CHD-C4C-NC	6.63	134.51	124.23
20	A	839	CLA	O2D-CGD-CBD	6.62	122.80	111.23
20	1	209	CLA	C2B-C1B-NB	6.62	115.91	110.11
20	A	821	CLA	C4D-C3D-CAD	6.62	115.29	108.11
20	2	305	CLA	OBD-CAD-C3D	-6.59	113.00	128.42
20	3	318	CLA	CMD-C2D-C1D	6.58	136.31	124.73
20	B	807	CLA	O2D-CGD-CBD	6.58	122.73	111.23
20	B	839	CLA	C1D-CHD-C4C	-6.57	112.05	126.02
20	R	107	CLA	CMD-C2D-C1D	6.57	136.30	124.73
20	G	105	CLA	C1D-CHD-C4C	-6.56	112.08	126.02
20	4	310	CLA	CHD-C4C-NC	6.55	134.39	124.23
20	A	818	CLA	CMD-C2D-C1D	6.55	136.25	124.73
20	1	211	CLA	C1D-CHD-C4C	-6.54	112.12	126.02
20	A	851	CLA	C4D-C3D-CAD	6.54	115.20	108.11
22	B	801	BCR	C3-C4-C5	-6.52	102.43	114.06
20	L	202	CLA	CMD-C2D-C1D	6.52	136.20	124.73
20	4	310	CLA	CMD-C2D-C1D	6.52	136.20	124.73
20	2	317	CLA	C1D-CHD-C4C	-6.51	112.19	126.02
20	3	310	CLA	CHD-C4C-C3C	-6.50	115.29	124.77
20	A	802	CLA	C2B-C1B-NB	6.50	115.80	110.11
20	H	101	CLA	C4D-C3D-CAD	6.49	115.16	108.11
20	1	201	CLA	CMD-C2D-C1D	6.49	136.16	124.73
20	A	840	CLA	O2D-CGD-CBD	6.49	122.58	111.23
20	4	301	CLA	CMD-C2D-C1D	6.49	136.15	124.73
20	2	315	CLA	C1D-CHD-C4C	-6.49	112.23	126.02
20	A	804	CLA	OBD-CAD-C3D	-6.49	113.26	128.42
20	1	210	CLA	CMD-C2D-C1D	6.49	136.15	124.73

Continued on next page...

Continued from previous page...

Mol	Chain	Res	Type	Atoms	Z	Observed(°)	Ideal(°)
20	3	314	CLA	OBD-CAD-C3D	-6.49	113.26	128.42
20	4	306	CLA	C1D-CHD-C4C	-6.48	112.24	126.02
20	4	317	CLA	CMD-C2D-C1D	6.48	136.15	124.73
20	J	103	CLA	OBD-CAD-C3D	-6.48	113.28	128.42
20	4	303	CLA	CMD-C2D-C1D	6.47	136.12	124.73
20	B	812	CLA	CMD-C2D-C1D	6.47	136.12	124.73
20	B	830	CLA	CMD-C2D-C1D	6.47	136.12	124.73
20	B	828	CLA	CMD-C2D-C1D	6.47	136.12	124.73
20	A	811	CLA	OBD-CAD-C3D	-6.47	113.31	128.42
20	A	829	CLA	O2D-CGD-CBD	6.46	122.53	111.23
20	B	821	CLA	C4D-C3D-CAD	6.46	115.12	108.11
20	A	817	CLA	CMD-C2D-C1D	6.46	136.10	124.73
20	B	834	CLA	CMD-C2D-C1D	6.45	136.09	124.73
20	B	830	CLA	C4D-C3D-CAD	6.45	115.11	108.11
20	H	111	CLA	C1D-CHD-C4C	-6.45	112.31	126.02
20	1	205	CLA	CAB-C3B-C2B	-6.45	111.20	124.69
20	4	306	CLA	CHD-C4C-NC	6.45	134.22	124.23
20	4	302	CLA	C1D-CHD-C4C	-6.44	112.33	126.02
20	3	315	CLA	C1D-CHD-C4C	-6.44	112.34	126.02
20	4	305	CLA	C1D-CHD-C4C	-6.43	112.35	126.02
20	R	107	CLA	C4D-C3D-CAD	6.43	115.09	108.11
21	R	101	LMU	C4B-C3B-C2B	-6.43	99.55	110.83
20	A	835	CLA	CMD-C2D-C1D	6.42	136.04	124.73
20	A	803	CLA	CMD-C2D-C1D	6.42	136.04	124.73
20	A	828	CLA	O2D-CGD-CBD	6.42	122.45	111.23
20	B	820	CLA	O2D-CGD-CBD	6.41	122.44	111.23
20	B	819	CLA	C1D-CHD-C4C	-6.40	112.41	126.02
20	F	206	CLA	CMD-C2D-C1D	6.40	136.00	124.73
20	K	103	CLA	CMD-C2D-C1D	6.39	135.99	124.73
20	R	108	CLA	CMD-C2D-C1D	6.38	135.96	124.73
20	B	817	CLA	CMD-C2D-C1D	6.37	135.95	124.73
20	2	305	CLA	CMD-C2D-C1D	6.37	135.95	124.73
20	A	810	CLA	CMD-C2D-C1D	6.37	135.95	124.73
20	A	832	CLA	CMD-C2D-C1D	6.37	135.94	124.73
20	L	208	CLA	O2D-CGD-CBD	6.36	122.36	111.23
20	F	207	CLA	CMA-C3A-C4A	6.36	128.88	111.77
20	2	308	CLA	C2B-C1B-NB	6.36	115.68	110.11
20	3	310	CLA	C1D-CHD-C4C	-6.36	112.51	126.02
20	A	804	CLA	CMD-C2D-C1D	6.35	135.91	124.73
20	A	822	CLA	C4D-C3D-CAD	6.35	115.00	108.11
20	B	806	CLA	CMD-C2D-C1D	6.34	135.90	124.73
20	1	202	CLA	CMD-C2D-C1D	6.34	135.90	124.73

Continued on next page...

Continued from previous page...

Mol	Chain	Res	Type	Atoms	Z	Observed(°)	Ideal(°)
20	A	824	CLA	CMD-C2D-C1D	6.34	135.89	124.73
22	2	318	BCR	C11-C10-C9	-6.33	118.40	127.28
20	B	833	CLA	C4D-C3D-CAD	6.33	114.98	108.11
20	B	812	CLA	C4D-C3D-CAD	6.33	114.98	108.11
20	A	816	CLA	CMD-C2D-C1D	6.33	135.87	124.73
20	B	813	CLA	CMD-C2D-C1D	6.32	135.86	124.73
20	2	317	CLA	CMD-C2D-C1D	6.31	135.85	124.73
20	B	835	CLA	CMD-C2D-C1D	6.30	135.82	124.73
20	3	310	CLA	CHD-C4C-NC	6.30	133.99	124.23
20	A	806	CLA	CMD-C2D-C1D	6.30	135.81	124.73
20	F	205	CLA	C1B-C2B-C3B	-6.29	101.06	106.92
20	A	818	CLA	O2D-CGD-CBD	6.29	122.23	111.23
20	B	836	CLA	CMD-C2D-C1D	6.29	135.81	124.73
20	3	303	CLA	CMD-C2D-C1D	6.29	135.80	124.73
20	A	823	CLA	CMD-C2D-C1D	6.29	135.80	124.73
20	A	816	CLA	C1D-CHD-C4C	-6.28	112.67	126.02
20	J	101	CLA	CMD-C2D-C1D	6.28	135.78	124.73
20	1	206	CLA	C4D-C3D-CAD	6.27	114.92	108.11
20	4	304	CLA	CMD-C2D-C1D	6.27	135.77	124.73
20	A	837	CLA	CMD-C2D-C1D	6.27	135.76	124.73
20	L	201	CLA	CMD-C2D-C1D	6.26	135.76	124.73
20	4	307	CLA	C2B-C1B-NB	6.26	115.59	110.11
20	2	312	CLA	C1D-CHD-C4C	-6.26	112.72	126.02
20	4	310	CLA	O2D-CGD-CBD	6.26	122.17	111.23
20	R	108	CLA	OBD-CAD-C3D	-6.26	113.80	128.42
20	A	837	CLA	C4D-C3D-CAD	6.25	114.90	108.11
20	H	111	CLA	O2D-CGD-CBD	6.25	122.16	111.23
20	A	834	CLA	CMD-C2D-C1D	6.25	135.74	124.73
20	4	304	CLA	C4D-C3D-CAD	6.25	114.89	108.11
20	B	820	CLA	C4D-C3D-CAD	6.25	114.89	108.11
20	B	833	CLA	CMD-C2D-C1D	6.24	135.72	124.73
20	A	833	CLA	CMD-C2D-C1D	6.24	135.72	124.73
20	1	215	CLA	CHD-C4C-NC	6.23	133.90	124.23
20	3	307	CLA	CHC-C1C-NC	6.23	133.69	124.31
20	B	836	CLA	C1D-CHD-C4C	-6.23	112.78	126.02
20	2	302	CLA	CMD-C2D-C1D	6.22	135.69	124.73
20	4	306	CLA	CMD-C2D-C1D	6.22	135.68	124.73
20	A	822	CLA	CMD-C2D-C1D	6.22	135.68	124.73
20	B	828	CLA	O2D-CGD-CBD	6.21	122.09	111.23
20	2	302	CLA	CHD-C4C-NC	6.21	133.86	124.23
20	1	211	CLA	CHD-C4C-NC	6.21	133.86	124.23
20	B	832	CLA	O2D-CGD-CBD	6.20	122.08	111.23

Continued on next page...

Continued from previous page...

Mol	Chain	Res	Type	Atoms	Z	Observed(°)	Ideal(°)
21	1	218	LMU	C1B-O1B-C4'	-6.20	103.29	117.98
20	F	207	CLA	C1D-CHD-C4C	-6.19	112.86	126.02
20	L	203	CLA	CMD-C2D-C1D	6.19	135.63	124.73
20	1	205	CLA	CMD-C2D-C1D	6.18	135.62	124.73
20	1	207	CLA	CBA-CAA-C2A	-6.18	95.40	113.79
20	B	832	CLA	CMD-C2D-C1D	6.18	135.61	124.73
20	4	315	CLA	C1D-CHD-C4C	-6.17	112.90	126.02
20	F	207	CLA	O2D-CGD-CBD	6.17	122.02	111.23
20	2	312	CLA	O2D-CGD-CBD	6.17	122.02	111.23
20	L	209	CLA	CMD-C2D-C1D	6.16	135.58	124.73
20	B	808	CLA	C1D-CHD-C4C	-6.16	112.92	126.02
20	B	819	CLA	CAA-C2A-C3A	-6.16	102.10	116.23
20	L	209	CLA	O2D-CGD-CBD	6.16	122.00	111.23
20	3	311	CLA	CMD-C2D-C1D	6.16	135.58	124.73
20	B	839	CLA	CHD-C4C-C3C	-6.15	115.80	124.77
20	4	302	CLA	C4D-C3D-CAD	6.15	114.79	108.11
20	B	813	CLA	C4D-C3D-CAD	6.14	114.78	108.11
20	B	807	CLA	C4D-C3D-CAD	6.14	114.78	108.11
20	3	301	CLA	C4D-C3D-CAD	6.14	114.78	108.11
20	B	840	CLA	C4D-C3D-CAD	6.13	114.77	108.11
20	B	809	CLA	CMD-C2D-C1D	6.13	135.53	124.73
20	A	801	CLA	O2D-CGD-CBD	6.13	121.94	111.23
20	F	201	CLA	C1D-CHD-C4C	-6.12	113.00	126.02
20	A	820	CLA	O2D-CGD-CBD	6.12	121.94	111.23
20	1	211	CLA	CHD-C4C-C3C	-6.12	115.85	124.77
20	4	303	CLA	CHD-C4C-NC	6.12	133.71	124.23
20	B	841	CLA	C4D-C3D-CAD	6.12	114.75	108.11
20	A	821	CLA	CMD-C2D-C1D	6.11	135.49	124.73
20	A	830	CLA	CMD-C2D-C1D	6.11	135.49	124.73
20	L	210	CLA	C1D-CHD-C4C	-6.11	113.04	126.02
20	1	202	CLA	C4D-C3D-CAD	6.10	114.73	108.11
20	1	201	CLA	O2D-CGD-CBD	6.10	121.89	111.23
20	1	205	CLA	C4D-C3D-CAD	6.10	114.73	108.11
22	B	844	BCR	C1-C6-C5	-6.10	114.30	122.64
20	4	313	CLA	C4D-C3D-CAD	6.09	114.72	108.11
20	4	306	CLA	CAA-C2A-C1A	6.09	131.93	111.97
20	A	812	CLA	CMD-C2D-C1D	6.09	135.44	124.73
20	3	313	CLA	C2B-C1B-NB	6.08	115.44	110.11
20	B	803	CLA	C4D-C3D-CAD	6.08	114.71	108.11
20	K	104	CLA	C4D-C3D-CAD	6.08	114.71	108.11
20	J	101	CLA	C4D-C3D-CAD	6.07	114.70	108.11
20	A	817	CLA	C4D-C3D-CAD	6.06	114.69	108.11

Continued on next page...

Continued from previous page...

Mol	Chain	Res	Type	Atoms	Z	Observed(°)	Ideal(°)
20	H	112	CLA	O2D-CGD-CBD	6.06	121.83	111.23
20	B	803	CLA	CMD-C2D-C1D	6.06	135.40	124.73
20	A	820	CLA	C4D-C3D-CAD	6.06	114.69	108.11
20	A	801	CLA	CAA-C2A-C3A	6.05	129.36	113.00
20	B	838	CLA	CMD-C2D-C1D	6.05	135.39	124.73
20	F	201	CLA	CHD-C4C-NC	6.05	133.61	124.23
20	B	810	CLA	OBD-CAD-C3D	-6.05	114.28	128.42
20	2	302	CLA	C4D-C3D-CAD	6.04	114.67	108.11
20	A	805	CLA	CMD-C2D-C1D	6.04	135.36	124.73
20	K	103	CLA	C4D-C3D-CAD	6.04	114.67	108.11
20	A	815	CLA	CMD-C2D-C1D	6.04	135.36	124.73
20	B	822	CLA	C4D-C3D-CAD	6.04	114.66	108.11
20	B	829	CLA	C4D-C3D-CAD	6.03	114.66	108.11
20	H	101	CLA	CMD-C2D-C1D	6.03	135.34	124.73
20	A	830	CLA	C4D-C3D-CAD	6.03	114.65	108.11
20	A	807	CLA	CMD-C2D-C1D	6.03	135.34	124.73
20	A	818	CLA	C4D-C3D-CAD	6.03	114.65	108.11
20	B	850	CLA	C4D-C3D-CAD	6.02	114.65	108.11
20	A	828	CLA	C4D-C3D-CAD	6.02	114.65	108.11
20	1	213	CLA	O2D-CGD-CBD	6.02	121.76	111.23
20	B	817	CLA	O2D-CGD-CBD	6.02	121.76	111.23
20	J	103	CLA	C1D-CHD-C4C	-6.02	113.22	126.02
20	2	312	CLA	C4D-C3D-CAD	6.02	114.64	108.11
20	2	305	CLA	C4D-C3D-CAD	6.02	114.64	108.11
20	I	102	CLA	CMD-C2D-C1D	6.01	135.32	124.73
20	B	806	CLA	OBD-CAD-C3D	-6.01	114.37	128.42
20	3	304	CLA	C2B-C1B-NB	6.01	115.37	110.11
20	B	823	CLA	C4D-C3D-CAD	6.01	114.63	108.11
20	F	201	CLA	CHD-C4C-C3C	-6.01	116.02	124.77
20	2	303	CLA	C4D-C3D-CAD	6.01	114.63	108.11
20	B	842	CLA	CMD-C2D-C1D	6.00	135.30	124.73
20	B	833	CLA	O2D-CGD-CBD	6.00	121.72	111.23
20	A	826	CLA	CMD-C2D-C1D	6.00	135.29	124.73
20	B	822	CLA	C1D-CHD-C4C	-5.99	113.30	126.02
20	B	826	CLA	C4D-C3D-CAD	5.98	114.61	108.11
20	H	102	CLA	C4D-C3D-CAD	5.98	114.61	108.11
20	3	301	CLA	CMD-C2D-C1D	5.98	135.26	124.73
20	L	203	CLA	C4D-C3D-CAD	5.98	114.60	108.11
20	B	823	CLA	CMD-C2D-C1D	5.98	135.26	124.73
20	2	311	CLA	C1D-CHD-C4C	-5.98	113.31	126.02
20	K	101	CLA	C1D-CHD-C4C	-5.97	113.33	126.02
20	L	210	CLA	C4D-C3D-CAD	5.97	114.59	108.11

Continued on next page...

Continued from previous page...

Mol	Chain	Res	Type	Atoms	Z	Observed(°)	Ideal(°)
20	A	835	CLA	C4D-C3D-CAD	5.96	114.58	108.11
20	A	810	CLA	O2D-CGD-CBD	5.96	121.65	111.23
20	B	819	CLA	C4D-C3D-CAD	5.96	114.58	108.11
20	F	206	CLA	C4D-C3D-CAD	5.96	114.58	108.11
20	B	814	CLA	C1D-CHD-C4C	-5.95	113.38	126.02
20	B	802	CLA	CMD-C2D-C1D	5.94	135.19	124.73
20	A	818	CLA	CHD-C4C-C3C	-5.94	116.11	124.77
20	4	302	CLA	CMD-C2D-C1D	5.93	135.18	124.73
20	B	833	CLA	C1D-CHD-C4C	-5.93	113.42	126.02
20	4	301	CLA	C4D-C3D-CAD	5.93	114.55	108.11
20	B	836	CLA	C4D-C3D-CAD	5.93	114.54	108.11
20	B	818	CLA	CMD-C2D-C1D	5.92	135.16	124.73
20	A	809	CLA	O2D-CGD-CBD	5.92	121.58	111.23
20	A	850	CLA	C1D-CHD-C4C	-5.91	113.46	126.02
20	G	105	CLA	CHD-C4C-NC	5.91	133.39	124.23
20	B	835	CLA	C4D-C3D-CAD	5.91	114.52	108.11
20	B	837	CLA	C4D-C3D-CAD	5.90	114.52	108.11
20	L	202	CLA	C4D-C3D-CAD	5.90	114.51	108.11
20	1	215	CLA	CMD-C2D-C1D	5.90	135.12	124.73
20	A	825	CLA	C1D-CHD-C4C	-5.90	113.48	126.02
20	A	834	CLA	C4D-C3D-CAD	5.90	114.51	108.11
20	3	314	CLA	CMD-C2D-C1D	5.90	135.11	124.73
20	L	210	CLA	CMD-C2D-C1D	5.89	135.10	124.73
20	3	316	CLA	C2B-C1B-NB	5.89	115.27	110.11
20	A	831	CLA	O2D-CGD-CBD	5.89	121.52	111.23
20	A	808	CLA	CMD-C2D-C1D	5.88	135.09	124.73
20	B	812	CLA	O2D-CGD-CBD	5.88	121.51	111.23
20	2	317	CLA	C4D-C3D-CAD	5.88	114.49	108.11
20	4	315	CLA	O2D-CGD-CBD	5.88	121.51	111.23
20	B	808	CLA	C4D-C3D-CAD	5.88	114.49	108.11
20	4	318	CLA	CMD-C2D-C1D	5.88	135.08	124.73
20	B	827	CLA	CMD-C2D-C1D	5.88	135.08	124.73
20	A	809	CLA	CMD-C2D-C1D	5.88	135.08	124.73
20	I	102	CLA	C1D-CHD-C4C	-5.88	113.53	126.02
20	B	820	CLA	CMD-C2D-C1D	5.87	135.07	124.73
20	A	806	CLA	C4D-C3D-CAD	5.87	114.48	108.11
20	K	101	CLA	C4D-C3D-CAD	5.87	114.48	108.11
20	R	108	CLA	C4D-C3D-CAD	5.87	114.48	108.11
20	B	830	CLA	C1D-CHD-C4C	-5.87	113.55	126.02
20	1	201	CLA	C1D-CHD-C4C	-5.86	113.56	126.02
20	B	825	CLA	C1D-CHD-C4C	-5.86	113.57	126.02
20	B	832	CLA	C4D-C3D-CAD	5.86	114.47	108.11

Continued on next page...

Continued from previous page...

Mol	Chain	Res	Type	Atoms	Z	Observed(°)	Ideal(°)
20	L	204	CLA	CMD-C2D-C1D	5.86	135.04	124.73
20	1	208	CLA	C2B-C1B-NB	5.85	115.23	110.11
20	B	814	CLA	CMD-C2D-C1D	5.85	135.03	124.73
20	2	302	CLA	O2D-CGD-CBD	5.84	121.44	111.23
20	2	310	CLA	C4D-C3D-CAD	5.84	114.45	108.11
20	1	206	CLA	CMD-C2D-C1D	5.84	135.01	124.73
20	4	303	CLA	C4D-CHA-C1A	5.84	128.21	121.24
20	A	807	CLA	O2D-CGD-CBD	5.84	121.43	111.23
21	G	101	LMU	C1'-O5'-C5'	-5.83	102.33	113.72
20	L	209	CLA	CAA-C2A-C3A	-5.83	97.25	113.00
20	B	824	CLA	CHD-C4C-C3C	-5.83	116.28	124.77
20	3	311	CLA	C4D-C3D-CAD	5.83	114.44	108.11
20	B	810	CLA	C4D-C3D-CAD	5.82	114.43	108.11
20	A	840	CLA	CMD-C2D-C1D	5.82	134.97	124.73
20	B	829	CLA	C1D-CHD-C4C	-5.82	113.66	126.02
20	2	310	CLA	CMD-C2D-C1D	5.81	134.97	124.73
20	A	803	CLA	C1D-CHD-C4C	-5.81	113.66	126.02
20	3	303	CLA	C1D-CHD-C4C	-5.81	113.67	126.02
20	F	205	CLA	C4D-C3D-CAD	5.81	114.42	108.11
20	B	815	CLA	C4D-C3D-CAD	5.81	114.41	108.11
20	L	204	CLA	O2D-CGD-CBD	5.81	121.38	111.23
20	3	317	CLA	C2B-C1B-NB	5.81	115.19	110.11
20	A	813	CLA	CMD-C2D-C1D	5.80	134.95	124.73
20	2	304	CLA	C2B-C1B-NB	5.80	115.19	110.11
20	2	303	CLA	C1D-CHD-C4C	-5.80	113.70	126.02
20	B	827	CLA	C1D-CHD-C4C	-5.80	113.70	126.02
20	A	828	CLA	CMD-C2D-C1D	5.79	134.93	124.73
20	B	829	CLA	C4A-NA-C1A	5.79	109.32	106.68
20	3	318	CLA	C4D-C3D-CAD	5.79	114.39	108.11
20	2	301	CLA	C2B-C1B-NB	5.78	115.17	110.11
20	B	817	CLA	C4D-C3D-CAD	5.77	114.38	108.11
20	B	834	CLA	C4D-C3D-CAD	5.77	114.38	108.11
20	3	311	CLA	C1D-CHD-C4C	-5.77	113.75	126.02
20	A	831	CLA	CHD-C4C-NC	5.77	133.18	124.23
20	B	808	CLA	CMD-C2D-C1D	5.77	134.88	124.73
20	A	840	CLA	C4D-C3D-CAD	5.77	114.37	108.11
20	L	208	CLA	C4D-C3D-CAD	5.76	114.36	108.11
20	A	813	CLA	C1D-CHD-C4C	-5.76	113.78	126.02
20	F	206	CLA	C1D-CHD-C4C	-5.75	113.80	126.02
20	1	203	CLA	CHD-C4C-NC	5.75	133.14	124.23
20	B	819	CLA	CMD-C2D-C1D	5.75	134.85	124.73
20	4	311	CLA	C2B-C1B-NB	5.75	115.14	110.11

Continued on next page...

Continued from previous page...

Mol	Chain	Res	Type	Atoms	Z	Observed(°)	Ideal(°)
20	A	839	CLA	C1D-CHD-C4C	-5.74	113.81	126.02
20	4	309	CLA	C2B-C1B-NB	5.74	115.13	110.11
20	1	205	CLA	C1D-CHD-C4C	-5.73	113.84	126.02
20	3	309	CLA	C3A-C4A-CHB	-5.73	116.89	123.91
20	3	302	CLA	C2B-C1B-NB	5.72	115.12	110.11
20	A	815	CLA	C4D-C3D-CAD	5.72	114.32	108.11
20	1	212	CLA	C2B-C1B-NB	5.72	115.12	110.11
20	B	841	CLA	CMD-C2D-C1D	5.72	134.80	124.73
20	J	101	CLA	C1D-CHD-C4C	-5.72	113.87	126.02
20	2	308	CLA	CHD-C4C-NC	5.71	132.92	124.24
20	1	206	CLA	C1D-CHD-C4C	-5.71	113.88	126.02
20	H	111	CLA	OBD-CAD-C3D	-5.71	115.07	128.42
20	A	826	CLA	C4D-C3D-CAD	5.71	114.31	108.11
20	A	819	CLA	C4D-C3D-CAD	5.71	114.30	108.11
20	3	311	CLA	O2D-CGD-CBD	5.71	121.21	111.23
20	A	833	CLA	C1D-CHD-C4C	-5.71	113.89	126.02
20	A	811	CLA	C4D-C3D-CAD	5.70	114.30	108.11
20	2	307	CLA	C1D-CHD-C4C	-5.70	113.90	126.02
20	4	305	CLA	C4D-C3D-CAD	5.70	114.30	108.11
20	B	842	CLA	C4D-C3D-CAD	5.70	114.30	108.11
20	3	303	CLA	C4D-C3D-CAD	5.70	114.29	108.11
22	I	103	BCR	C1-C6-C5	-5.69	114.86	122.64
20	3	310	CLA	CMD-C2D-C1D	5.68	134.73	124.73
20	K	102	CLA	C1D-CHD-C4C	-5.67	113.96	126.02
20	A	849	CLA	CMD-C2D-C1D	5.67	134.72	124.73
20	H	111	CLA	CMD-C2D-C1D	5.67	134.71	124.73
22	B	844	BCR	C30-C25-C26	-5.67	114.89	122.64
20	B	828	CLA	C4D-C3D-CAD	5.66	114.25	108.11
20	4	308	CLA	C3B-C2B-C1B	-5.65	101.45	106.29
20	A	838	CLA	C4D-C3D-CAD	5.65	114.25	108.11
20	4	313	CLA	C1D-CHD-C4C	-5.65	114.00	126.02
20	K	102	CLA	C4D-C3D-CAD	5.65	114.24	108.11
20	B	824	CLA	CHD-C4C-NC	5.65	132.99	124.23
20	3	316	CLA	C3A-C4A-CHB	-5.65	117.00	123.91
20	4	303	CLA	C4D-C3D-CAD	5.65	114.24	108.11
20	B	824	CLA	CMD-C2D-C1D	5.64	134.67	124.73
20	A	829	CLA	CMD-C2D-C1D	5.64	134.67	124.73
20	A	824	CLA	O2D-CGD-CBD	5.64	121.09	111.23
20	L	202	CLA	O2D-CGD-CBD	5.63	121.08	111.23
20	L	204	CLA	C1D-CHD-C4C	-5.63	114.05	126.02
20	B	832	CLA	C1D-CHD-C4C	-5.63	114.05	126.02
20	2	302	CLA	CHD-C4C-C3C	-5.63	116.56	124.77

Continued on next page...

Continued from previous page...

Mol	Chain	Res	Type	Atoms	Z	Observed(°)	Ideal(°)
20	1	210	CLA	C4D-C3D-CAD	5.63	114.22	108.11
20	4	303	CLA	CHC-C1C-NC	5.62	132.78	124.31
20	F	207	CLA	CMD-C2D-C1D	5.62	134.62	124.73
20	L	203	CLA	O2D-CGD-CBD	5.61	121.05	111.23
20	3	318	CLA	C1D-CHD-C4C	-5.61	114.09	126.02
20	B	834	CLA	C1D-CHD-C4C	-5.61	114.09	126.02
20	2	308	CLA	C3A-C4A-CHB	-5.61	117.04	123.91
20	3	304	CLA	C4A-NA-C1A	5.61	109.24	106.68
20	A	817	CLA	O2D-CGD-CBD	5.61	121.03	111.23
20	B	820	CLA	C1D-CHD-C4C	-5.60	114.11	126.02
20	B	827	CLA	C4D-C3D-CAD	5.60	114.19	108.11
20	A	819	CLA	C1D-CHD-C4C	-5.60	114.12	126.02
20	A	803	CLA	C4D-C3D-CAD	5.60	114.18	108.11
20	L	202	CLA	C1D-CHD-C4C	-5.59	114.13	126.02
20	1	204	CLA	C1D-CHD-C4C	-5.59	114.13	126.02
20	B	809	CLA	C1D-CHD-C4C	-5.59	114.13	126.02
20	4	310	CLA	CHD-C4C-C3C	-5.59	116.62	124.77
20	F	205	CLA	C1D-CHD-C4C	-5.59	114.14	126.02
20	1	210	CLA	C1D-CHD-C4C	-5.59	114.14	126.02
20	4	301	CLA	C1D-CHD-C4C	-5.59	114.14	126.02
20	A	817	CLA	C1D-CHD-C4C	-5.59	114.14	126.02
20	L	209	CLA	C4D-C3D-CAD	5.58	114.17	108.11
20	A	805	CLA	C4D-C3D-CAD	5.58	114.17	108.11
20	A	807	CLA	C4D-C3D-CAD	5.58	114.17	108.11
20	F	201	CLA	C4A-NA-C1A	5.58	109.22	106.68
20	A	837	CLA	C1D-CHD-C4C	-5.57	114.17	126.02
20	3	305	CLA	C2B-C1B-NB	5.57	114.99	110.11
20	B	822	CLA	CHD-C4C-NC	5.57	132.87	124.23
20	A	825	CLA	C4D-C3D-CAD	5.57	114.15	108.11
20	A	811	CLA	C1D-CHD-C4C	-5.56	114.19	126.02
20	B	835	CLA	O2D-CGD-CBD	5.56	120.96	111.23
20	B	816	CLA	C1D-CHD-C4C	-5.56	114.20	126.02
20	4	313	CLA	CMD-C2D-C1D	5.56	134.52	124.73
20	B	802	CLA	O2D-CGD-CBD	5.56	120.94	111.23
20	A	813	CLA	C4D-C3D-CAD	5.55	114.14	108.11
20	B	814	CLA	CHD-C4C-NC	5.55	132.84	124.23
20	A	812	CLA	C1D-CHD-C4C	-5.54	114.24	126.02
20	2	315	CLA	CHD-C4C-C3C	-5.54	116.70	124.77
20	L	201	CLA	O2D-CGD-CBD	5.54	120.91	111.23
20	A	808	CLA	C4D-C3D-CAD	5.53	114.11	108.11
20	A	805	CLA	C1D-CHD-C4C	-5.53	114.27	126.02
20	A	826	CLA	C1D-CHD-C4C	-5.53	114.27	126.02

Continued on next page...

Continued from previous page...

Mol	Chain	Res	Type	Atoms	Z	Observed(°)	Ideal(°)
20	A	828	CLA	C1D-CHD-C4C	-5.52	114.30	126.02
20	2	311	CLA	C4D-C3D-CAD	5.52	114.10	108.11
20	A	824	CLA	C4D-C3D-CAD	5.51	114.09	108.11
20	L	208	CLA	C1D-CHD-C4C	-5.51	114.30	126.02
20	B	819	CLA	O2D-CGD-CBD	5.51	120.86	111.23
20	1	209	CLA	C3A-C4A-CHB	-5.51	117.16	123.91
20	A	831	CLA	CMD-C2D-C1D	5.51	134.42	124.73
22	I	101	BCR	C3-C4-C5	-5.50	104.24	114.06
20	A	833	CLA	O2D-CGD-CBD	5.50	120.85	111.23
20	L	209	CLA	C1D-CHD-C4C	-5.50	114.34	126.02
20	4	310	CLA	CHC-C1C-NC	5.49	132.59	124.31
20	B	826	CLA	C1D-CHD-C4C	-5.49	114.34	126.02
20	3	309	CLA	C4A-NA-C1A	5.49	109.18	106.68
20	B	803	CLA	C1D-CHD-C4C	-5.49	114.36	126.02
20	4	312	CLA	C2B-C1B-NB	5.48	114.91	110.11
20	B	837	CLA	C1D-CHD-C4C	-5.47	114.39	126.02
21	H	104	LMU	C1B-O5B-C5B	5.47	124.41	113.72
20	B	814	CLA	C4D-C3D-CAD	5.47	114.05	108.11
21	R	101	LMU	O1B-C1B-C2B	5.47	121.55	108.09
20	K	101	CLA	CMD-C2D-C1D	5.47	134.36	124.73
20	B	835	CLA	C1D-CHD-C4C	-5.47	114.39	126.02
20	A	825	CLA	O2D-CGD-CBD	5.47	120.79	111.23
20	1	213	CLA	CMD-C2D-C1D	5.46	134.35	124.73
20	4	306	CLA	CHC-C1C-NC	5.46	132.54	124.31
20	1	207	CLA	C1D-CHD-C4C	-5.46	114.42	126.02
20	3	315	CLA	CHC-C1C-NC	5.46	132.53	124.31
20	B	825	CLA	OBD-CAD-C3D	-5.46	115.66	128.42
20	B	807	CLA	C1D-CHD-C4C	-5.46	114.42	126.02
20	A	832	CLA	C4D-C3D-CAD	5.46	114.03	108.11
20	A	806	CLA	O2D-CGD-CBD	5.45	120.77	111.23
22	I	103	BCR	C11-C10-C9	-5.45	119.63	127.28
20	H	112	CLA	CMD-C2D-C1D	5.45	134.33	124.73
20	H	102	CLA	C1D-CHD-C4C	-5.45	114.44	126.02
20	A	830	CLA	C1D-CHD-C4C	-5.44	114.45	126.02
20	1	206	CLA	O2D-CGD-CBD	5.44	120.75	111.23
20	1	207	CLA	CGD-CBD-CAD	-5.44	93.22	110.85
22	F	204	BCR	C24-C23-C22	-5.44	118.18	126.23
20	3	306	CLA	C2B-C1B-NB	5.44	114.88	110.11
20	A	836	CLA	C1D-CHD-C4C	-5.44	114.46	126.02
20	B	814	CLA	CHD-C4C-C3C	-5.44	116.84	124.77
21	E	101	LMU	C1B-O5B-C5B	-5.44	103.10	113.72
20	B	838	CLA	C4D-C3D-CAD	5.44	114.01	108.11

Continued on next page...

Continued from previous page...

Mol	Chain	Res	Type	Atoms	Z	Observed(°)	Ideal(°)
20	B	821	CLA	C1D-CHD-C4C	-5.43	114.47	126.02
20	3	301	CLA	C1D-CHD-C4C	-5.43	114.47	126.02
20	A	838	CLA	C1D-CHD-C4C	-5.43	114.47	126.02
20	A	834	CLA	O2D-CGD-CBD	5.43	120.72	111.23
20	B	825	CLA	CMD-C2D-C1D	5.43	134.28	124.73
20	A	823	CLA	C1D-CHD-C4C	-5.42	114.50	126.02
20	A	840	CLA	C1D-CHD-C4C	-5.42	114.50	126.02
20	A	816	CLA	C4D-C3D-CAD	5.42	113.99	108.11
20	A	850	CLA	CMD-C2D-C1D	5.41	134.26	124.73
20	A	827	CLA	C1D-CHD-C4C	-5.41	114.52	126.02
20	A	823	CLA	C4D-C3D-CAD	5.41	113.98	108.11
20	B	822	CLA	CHD-C4C-C3C	-5.41	116.89	124.77
20	3	314	CLA	C1D-CHD-C4C	-5.41	114.53	126.02
20	A	849	CLA	CHD-C4C-C3C	-5.40	116.89	124.77
20	B	828	CLA	C1D-CHD-C4C	-5.39	114.57	126.02
20	2	307	CLA	CHD-C4C-NC	5.39	132.58	124.23
20	4	303	CLA	CAA-C2A-C3A	-5.39	98.44	113.00
20	H	112	CLA	C1D-CHD-C4C	-5.39	114.57	126.02
20	A	838	CLA	O2D-CGD-CBD	5.39	120.65	111.23
22	A	845	BCR	C11-C10-C9	-5.39	119.72	127.28
20	A	809	CLA	C4D-C3D-CAD	5.38	113.95	108.11
20	A	824	CLA	C1D-CHD-C4C	-5.38	114.58	126.02
21	B	805	LMU	C1B-O1B-C4'	-5.38	105.22	117.98
20	2	304	CLA	CHD-C4C-NC	5.38	132.42	124.24
20	3	315	CLA	CHD-C4C-NC	5.38	132.57	124.23
20	3	314	CLA	O2D-CGD-CBD	5.38	120.63	111.23
20	4	305	CLA	CMD-C2D-C1D	5.37	134.19	124.73
22	G	104	BCR	C11-C10-C9	-5.37	119.74	127.28
20	3	307	CLA	CMD-C2D-C1D	5.37	134.18	124.73
20	4	317	CLA	C1D-CHD-C4C	-5.37	114.61	126.02
20	G	105	CLA	CHD-C4C-C3C	-5.36	116.95	124.77
20	A	816	CLA	O2D-CGD-CBD	5.36	120.61	111.23
20	A	833	CLA	C4D-C3D-CAD	5.36	113.93	108.11
20	B	827	CLA	O2D-CGD-CBD	5.36	120.60	111.23
20	B	811	CLA	C2B-C1B-NB	5.36	114.80	110.11
20	A	827	CLA	C4D-C3D-CAD	5.35	113.92	108.11
20	L	203	CLA	C1D-CHD-C4C	-5.35	114.65	126.02
20	H	111	CLA	CHD-C4C-NC	5.35	132.53	124.23
20	J	101	CLA	O2D-CGD-CBD	5.35	120.58	111.23
20	2	303	CLA	CHD-C4C-NC	5.35	132.52	124.23
20	A	809	CLA	C1D-CHD-C4C	-5.35	114.66	126.02
20	B	823	CLA	C1D-CHD-C4C	-5.35	114.66	126.02

Continued on next page...

Continued from previous page...

Mol	Chain	Res	Type	Atoms	Z	Observed(°)	Ideal(°)
20	A	803	CLA	C4A-NA-C1A	5.34	109.12	106.68
20	B	802	CLA	C1D-CHD-C4C	-5.34	114.66	126.02
20	2	311	CLA	O2D-CGD-CBD	5.34	120.57	111.23
20	B	818	CLA	C4D-C3D-CAD	5.34	113.91	108.11
20	4	315	CLA	CHD-C4C-C3C	-5.34	116.99	124.77
20	A	821	CLA	C1D-CHD-C4C	-5.34	114.67	126.02
20	A	831	CLA	C4D-C3D-CAD	5.34	113.91	108.11
20	A	849	CLA	C1D-CHD-C4C	-5.34	114.67	126.02
20	A	820	CLA	C1D-CHD-C4C	-5.34	114.68	126.02
20	R	107	CLA	C1D-CHD-C4C	-5.33	114.68	126.02
20	A	837	CLA	CHD-C4C-NC	5.33	132.50	124.23
20	A	803	CLA	CHD-C4C-NC	5.33	132.50	124.23
20	H	112	CLA	C4D-C3D-CAD	5.33	113.90	108.11
20	B	842	CLA	CBD-CAD-C3D	-5.33	101.14	108.25
20	3	310	CLA	C4D-C3D-CAD	5.32	113.89	108.11
20	A	835	CLA	C1D-CHD-C4C	-5.32	114.71	126.02
20	3	308	CLA	C4A-NA-C1A	5.32	109.11	106.68
20	L	204	CLA	C4D-C3D-CAD	5.32	113.88	108.11
20	1	203	CLA	C1D-CHD-C4C	-5.32	114.72	126.02
20	4	311	CLA	CHD-C4C-NC	5.32	132.32	124.24
20	B	824	CLA	C1D-CHD-C4C	-5.31	114.73	126.02
20	B	831	CLA	O2D-CGD-CBD	5.31	120.51	111.23
20	B	809	CLA	C4D-C3D-CAD	5.31	113.87	108.11
20	2	315	CLA	C4A-NA-C1A	5.31	109.10	106.68
20	K	103	CLA	O2D-CGD-CBD	5.31	120.51	111.23
22	A	844	BCR	C16-C17-C18	-5.31	119.84	127.28
20	2	309	CLA	C2B-C1B-NB	5.30	114.75	110.11
20	A	836	CLA	CMD-C2D-C1D	5.30	134.06	124.73
20	I	102	CLA	C4D-C3D-CAD	5.30	113.86	108.11
22	2	318	BCR	C38-C26-C25	-5.30	118.70	124.48
20	B	822	CLA	O2D-CGD-CBD	5.30	120.49	111.23
20	A	839	CLA	CHC-C1C-NC	5.29	132.28	124.31
20	4	315	CLA	CMD-C2D-C1D	5.29	134.04	124.73
20	A	825	CLA	CMD-C2D-C1D	5.29	134.04	124.73
20	B	831	CLA	C4D-C3D-CAD	5.29	113.85	108.11
20	B	818	CLA	O2D-CGD-CBD	5.29	120.47	111.23
20	4	306	CLA	C4D-C3D-CAD	5.29	113.85	108.11
20	3	303	CLA	CHD-C4C-NC	5.29	132.43	124.23
20	B	812	CLA	CHD-C4C-NC	5.29	132.43	124.23
20	B	806	CLA	C4D-C3D-CAD	5.28	113.84	108.11
20	A	832	CLA	C1D-CHD-C4C	-5.27	114.81	126.02
20	K	104	CLA	C1D-CHD-C4C	-5.27	114.81	126.02

Continued on next page...

Continued from previous page...

Mol	Chain	Res	Type	Atoms	Z	Observed(°)	Ideal(°)
20	I	102	CLA	O2D-CGD-CBD	5.27	120.45	111.23
20	B	817	CLA	C1D-CHD-C4C	-5.27	114.81	126.02
20	H	101	CLA	C1D-CHD-C4C	-5.27	114.82	126.02
20	A	831	CLA	CHC-C1C-NC	5.27	132.24	124.31
20	4	302	CLA	CBD-CAD-C3D	-5.26	101.22	108.25
20	3	315	CLA	O2D-CGD-CBD	5.26	120.43	111.23
22	I	103	BCR	C8-C9-C10	5.26	127.29	119.01
20	A	808	CLA	O2D-CGD-CBD	5.26	120.43	111.23
20	B	838	CLA	C1D-CHD-C4C	-5.26	114.84	126.02
20	3	303	CLA	CHD-C4C-C3C	-5.26	116.72	125.03
20	A	822	CLA	C1D-CHD-C4C	-5.26	114.85	126.02
20	A	804	CLA	C1D-CHD-C4C	-5.25	114.86	126.02
20	B	824	CLA	C4D-C3D-CAD	5.25	113.81	108.11
20	A	812	CLA	C4D-C3D-CAD	5.24	113.80	108.11
20	B	842	CLA	C1D-CHD-C4C	-5.24	114.88	126.02
20	4	315	CLA	CHD-C4C-NC	5.24	132.35	124.23
20	B	806	CLA	O2D-CGD-CBD	5.24	120.39	111.23
20	B	819	CLA	CHD-C4C-NC	5.24	132.35	124.23
20	1	202	CLA	C1D-CHD-C4C	-5.24	114.89	126.02
20	4	313	CLA	CBD-CAD-C3D	-5.23	101.27	108.25
20	K	101	CLA	O2D-CGD-CBD	5.23	120.37	111.23
20	B	802	CLA	C4D-C3D-CAD	5.23	113.78	108.11
20	B	802	CLA	C4-C3-C5	5.22	124.30	115.23
20	B	810	CLA	C1D-CHD-C4C	-5.22	114.92	126.02
20	3	316	CLA	C2A-C1A-CHA	-5.22	113.73	122.63
20	B	827	CLA	CHD-C4C-NC	5.22	132.33	124.23
20	K	103	CLA	C1D-CHD-C4C	-5.22	114.92	126.02
20	1	212	CLA	C3A-C4A-CHB	-5.22	117.52	123.91
21	R	101	LMU	O2B-C2B-C3B	5.22	122.67	110.38
20	F	207	CLA	CHD-C4C-NC	5.21	132.31	124.23
20	A	841	CLA	C3A-C4A-CHB	-5.21	117.53	123.91
20	B	825	CLA	C4D-C3D-CAD	5.21	113.77	108.11
20	A	814	CLA	C4A-NA-C1A	5.21	109.06	106.68
20	A	851	CLA	O2D-CGD-CBD	5.21	120.34	111.23
20	A	816	CLA	CHD-C4C-NC	5.20	132.30	124.23
20	A	850	CLA	C4D-C3D-CAD	5.20	113.75	108.11
20	B	829	CLA	CMD-C2D-C1D	5.20	133.88	124.73
22	B	845	BCR	C24-C23-C22	-5.20	118.55	126.23
20	4	308	CLA	C3A-C4A-CHB	-5.19	117.55	123.91
20	1	207	CLA	C4A-NA-C1A	5.19	109.05	106.68
20	K	102	CLA	CHD-C4C-NC	5.19	132.28	124.23
20	1	204	CLA	CHD-C4C-NC	5.19	132.28	124.23

Continued on next page...

Continued from previous page...

Mol	Chain	Res	Type	Atoms	Z	Observed(°)	Ideal(°)
20	A	802	CLA	C2A-C1A-CHA	-5.19	113.79	122.63
22	F	204	BCR	C30-C25-C26	-5.19	115.55	122.64
20	A	806	CLA	C1D-CHD-C4C	-5.18	115.00	126.02
20	A	816	CLA	CHD-C4C-C3C	-5.18	117.22	124.77
20	B	818	CLA	C1D-CHD-C4C	-5.18	115.01	126.02
21	E	101	LMU	C4B-C3B-C2B	-5.18	101.74	110.83
20	2	312	CLA	CMD-C2D-C1D	5.18	133.85	124.73
20	A	810	CLA	C4D-C3D-CAD	5.18	113.73	108.11
20	L	201	CLA	C1D-CHD-C4C	-5.17	115.02	126.02
20	4	302	CLA	CHD-C4C-NC	5.17	132.25	124.23
20	A	808	CLA	C1D-CHD-C4C	-5.17	115.03	126.02
20	B	831	CLA	CMD-C2D-C1D	5.17	133.83	124.73
20	R	108	CLA	C1D-CHD-C4C	-5.16	115.05	126.02
20	B	841	CLA	C1D-CHD-C4C	-5.16	115.05	126.02
20	B	808	CLA	CHD-C4C-NC	5.16	132.23	124.23
21	H	103	LMU	O5'-C5'-C6'	5.16	119.22	106.44
20	1	211	CLA	O2A-CGA-CBA	5.15	127.55	111.83
20	A	834	CLA	C1D-CHD-C4C	-5.15	115.07	126.02
20	A	829	CLA	C1D-CHD-C4C	-5.15	115.08	126.02
20	A	849	CLA	CHD-C4C-NC	5.15	132.21	124.23
20	B	810	CLA	CMD-C2D-C1D	5.15	133.79	124.73
20	F	205	CLA	CHD-C4C-NC	5.14	132.21	124.23
20	B	813	CLA	C1D-CHD-C4C	-5.14	115.09	126.02
20	1	211	CLA	C4A-NA-C1A	5.14	109.03	106.68
20	B	830	CLA	C4A-NA-C1A	5.14	109.03	106.68
20	4	315	CLA	C4D-C3D-CAD	5.14	113.69	108.11
20	B	837	CLA	O2D-CGD-O1D	-5.14	113.85	123.85
20	4	318	CLA	CAA-C2A-C1A	5.14	128.81	111.97
20	2	309	CLA	C3A-C4A-CHB	-5.14	117.62	123.91
20	2	317	CLA	CHD-C4C-NC	5.13	132.19	124.23
20	3	305	CLA	CHD-C4C-NC	5.13	132.04	124.24
20	2	311	CLA	CMD-C2D-C1D	5.13	133.76	124.73
20	B	816	CLA	CMD-C2D-C1D	5.12	133.75	124.73
21	2	321	LMU	C4B-C3B-C2B	-5.12	101.84	110.83
20	2	310	CLA	CHC-C1C-NC	5.12	132.02	124.31
20	L	208	CLA	CMD-C2D-C1D	5.12	133.74	124.73
20	2	311	CLA	C4A-NA-C1A	5.12	109.01	106.68
20	4	306	CLA	C3A-C2A-C1A	5.11	109.00	101.34
20	A	814	CLA	C2A-C1A-CHA	-5.11	113.92	122.63
20	A	851	CLA	C1D-CHD-C4C	-5.11	115.16	126.02
21	A	855	LMU	O1B-C4'-C3'	5.11	120.22	107.23
20	2	307	CLA	CMD-C2D-C1D	5.11	133.72	124.73

Continued on next page...

Continued from previous page...

Mol	Chain	Res	Type	Atoms	Z	Observed(°)	Ideal(°)
20	1	204	CLA	CMD-C2D-C3D	-5.11	115.98	127.69
20	A	801	CLA	C1D-CHD-C4C	-5.11	115.17	126.02
20	L	204	CLA	CHD-C4C-NC	5.11	132.15	124.23
20	1	205	CLA	CBD-CAD-C3D	-5.10	101.43	108.25
20	B	816	CLA	C4D-C3D-CAD	5.10	113.64	108.11
20	A	838	CLA	CMD-C2D-C1D	5.10	133.70	124.73
20	A	815	CLA	C1D-CHD-C4C	-5.09	115.19	126.02
20	3	306	CLA	C3A-C4A-CHB	-5.09	117.67	123.91
20	1	209	CLA	C3B-C2B-C1B	-5.09	101.93	106.29
20	B	840	CLA	O2D-CGD-CBD	5.09	120.13	111.23
22	G	104	BCR	C15-C14-C13	-5.09	120.14	127.28
20	3	308	CLA	C3A-C4A-CHB	-5.09	117.68	123.91
20	4	317	CLA	CHD-C4C-NC	5.09	132.12	124.23
20	3	304	CLA	CHC-C1C-NC	5.09	131.81	124.33
20	L	210	CLA	CHD-C4C-NC	5.07	132.10	124.23
20	3	301	CLA	CBD-CAD-C3D	-5.06	101.49	108.25
20	A	838	CLA	CHD-C4C-NC	5.06	132.07	124.23
20	3	317	CLA	C2A-C1A-CHA	-5.06	114.01	122.63
20	A	802	CLA	C3A-C4A-CHB	-5.06	117.72	123.91
20	A	809	CLA	CHC-C1C-NC	5.05	131.92	124.31
20	A	833	CLA	CHD-C4C-NC	5.05	132.06	124.23
21	H	105	LMU	C1B-O5B-C5B	5.05	123.58	113.72
20	2	310	CLA	O2D-CGD-CBD	5.05	120.05	111.23
20	1	213	CLA	CHD-C4C-NC	5.04	132.05	124.23
20	B	839	CLA	CMD-C2D-C3D	-5.04	116.12	127.69
20	1	203	CLA	C2A-C1A-CHA	-5.04	115.12	123.87
20	B	821	CLA	CHD-C4C-NC	5.04	132.04	124.23
20	3	317	CLA	C3A-C4A-CHB	-5.03	117.75	123.91
20	2	307	CLA	CHC-C1C-NC	5.03	131.88	124.31
20	A	810	CLA	C1D-CHD-C4C	-5.03	115.34	126.02
20	2	301	CLA	C3A-C4A-CHB	-5.02	117.76	123.91
20	2	312	CLA	C1-C2-C3	-5.02	117.97	126.20
20	H	111	CLA	CHC-C1C-NC	5.02	131.87	124.31
20	A	818	CLA	C1-C2-C3	-5.02	117.98	126.20
20	3	314	CLA	C4D-C3D-CAD	5.02	113.56	108.11
22	A	844	BCR	C15-C14-C13	-5.01	120.25	127.28
22	I	101	BCR	C23-C22-C21	5.01	126.89	119.01
20	B	816	CLA	O2D-CGD-CBD	5.01	119.99	111.23
20	3	315	CLA	C4D-C3D-CAD	5.01	113.55	108.11
20	L	210	CLA	CHD-C4C-C3C	-5.01	117.47	124.77
20	3	304	CLA	CHD-C4C-NC	5.01	131.85	124.24
20	A	832	CLA	O2D-CGD-CBD	5.01	119.98	111.23

Continued on next page...

Continued from previous page...

Mol	Chain	Res	Type	Atoms	Z	Observed(°)	Ideal(°)
20	A	829	CLA	C4D-C3D-CAD	5.00	113.54	108.11
20	A	841	CLA	C3B-C2B-C1B	-5.00	102.01	106.29
20	1	214	CLA	C2A-C1A-CHA	-5.00	114.10	122.63
21	D	201	LMU	C1'-O5'-C5'	-5.00	103.96	113.72
20	A	804	CLA	C1-O2A-CGA	5.00	128.75	116.65
20	A	831	CLA	C4-C3-C5	5.00	123.90	115.23
20	3	306	CLA	CHD-C4C-NC	5.00	131.83	124.24
20	2	308	CLA	C4C-CHD-C1D	-4.99	111.76	125.98
20	A	801	CLA	C3A-C2A-C1A	4.99	108.81	101.34
20	A	813	CLA	CHD-C4C-NC	4.99	131.96	124.23
20	2	305	CLA	C1D-CHD-C4C	-4.98	115.44	126.02
20	A	807	CLA	C1D-CHD-C4C	-4.98	115.44	126.02
23	B	843	PQN	C11-C12-C13	-4.98	118.26	126.83
20	4	305	CLA	CHD-C4C-NC	4.97	131.94	124.23
20	B	806	CLA	CHD-C4C-NC	4.97	131.94	124.23
20	1	203	CLA	CMD-C2D-C3D	-4.97	116.29	127.69
20	B	810	CLA	C4A-NA-C1A	4.97	108.94	106.68
20	A	804	CLA	CHD-C4C-NC	4.97	131.93	124.23
20	2	310	CLA	CHD-C4C-NC	4.96	131.93	124.23
20	2	312	CLA	CHD-C4C-NC	4.96	131.92	124.23
22	F	203	BCR	C11-C10-C9	-4.96	120.33	127.28
20	B	836	CLA	CHD-C4C-NC	4.96	131.92	124.23
20	A	813	CLA	CHC-C1C-NC	4.96	131.78	124.31
20	4	307	CLA	C2A-C1A-CHA	-4.96	114.18	122.63
20	B	850	CLA	C1D-CHD-C4C	-4.95	115.49	126.02
22	B	847	BCR	C15-C14-C13	-4.95	120.33	127.28
20	B	806	CLA	C1D-CHD-C4C	-4.95	115.49	126.02
20	3	318	CLA	CHD-C4C-NC	4.95	131.90	124.23
20	3	313	CLA	C3A-C4A-CHB	-4.95	117.85	123.91
22	F	204	BCR	C10-C11-C12	-4.94	108.89	123.20
20	2	312	CLA	CHD-C4C-C3C	-4.93	117.58	124.77
20	B	821	CLA	O2D-CGD-CBD	4.93	119.85	111.23
20	3	311	CLA	CHD-C4C-NC	4.93	131.88	124.23
20	B	820	CLA	CHD-C4C-C3C	-4.93	117.58	124.77
21	B	804	LMU	C3'-C4'-C5'	-4.93	100.00	110.93
20	2	307	CLA	C4D-C3D-CAD	4.93	113.46	108.11
21	R	103	LMU	O1B-C4'-C3'	4.93	119.75	107.23
20	B	835	CLA	CHD-C4C-NC	4.93	131.87	124.23
20	R	107	CLA	O2D-CGD-CBD	4.92	119.84	111.23
20	1	214	CLA	C3A-C4A-CHB	-4.92	117.88	123.91
22	2	318	BCR	C16-C15-C14	-4.92	113.45	123.52
20	F	205	CLA	CBD-CAD-C3D	-4.92	101.68	108.25

Continued on next page...

Continued from previous page...

Mol	Chain	Res	Type	Atoms	Z	Observed(°)	Ideal(°)
20	A	835	CLA	CHD-C4C-NC	4.92	131.85	124.23
20	1	203	CLA	O2D-CGD-CBD	4.91	119.81	111.23
22	A	844	BCR	C24-C23-C22	-4.90	118.99	126.23
20	3	303	CLA	CBD-CAD-C3D	-4.90	101.71	108.25
20	A	839	CLA	CHD-C4C-NC	4.90	131.82	124.23
21	H	105	LMU	C1B-C2B-C3B	-4.90	99.71	110.01
20	F	201	CLA	C4D-C3D-CAD	4.89	113.42	108.11
20	4	317	CLA	CHC-C1C-NC	4.89	131.68	124.31
20	B	808	CLA	CHD-C4C-C3C	-4.89	117.64	124.77
20	J	103	CLA	CMD-C2D-C1D	4.89	133.34	124.73
20	3	307	CLA	C1D-CHD-C4C	-4.88	115.64	126.02
20	2	317	CLA	CHD-C4C-C3C	-4.88	117.65	124.77
20	1	208	CLA	C3A-C4A-CHB	-4.88	117.94	123.91
20	K	104	CLA	C4-C3-C5	4.88	123.69	115.23
21	H	103	LMU	C1B-O1B-C4'	-4.88	106.42	117.98
20	3	308	CLA	C3B-C2B-C1B	-4.88	102.11	106.29
20	1	207	CLA	C2A-C3A-C4A	-4.88	93.99	101.87
20	L	204	CLA	CHD-C4C-C3C	-4.87	117.67	124.77
20	2	308	CLA	C3B-C2B-C1B	-4.87	102.12	106.29
20	B	820	CLA	CHD-C4C-NC	4.87	131.78	124.23
20	A	850	CLA	O2D-CGD-CBD	4.87	119.74	111.23
20	1	206	CLA	CHD-C4C-C3C	-4.86	117.69	124.77
20	1	204	CLA	CAA-C2A-C3A	-4.86	99.86	113.00
20	B	829	CLA	CHD-C4C-C3C	-4.86	117.69	124.77
20	B	834	CLA	CHD-C4C-NC	4.85	131.76	124.23
20	G	105	CLA	C4D-C3D-CAD	4.85	113.38	108.11
20	2	303	CLA	C4A-NA-C1A	4.85	108.89	106.68
20	2	315	CLA	C1-C2-C3	-4.85	118.91	126.76
22	L	211	BCR	C7-C8-C9	-4.85	119.06	126.23
20	K	103	CLA	CHC-C1C-NC	4.84	131.60	124.31
20	3	305	CLA	C3A-C4A-CHB	-4.84	117.98	123.91
20	A	850	CLA	CHD-C4C-NC	4.84	131.74	124.23
20	B	838	CLA	CHD-C4C-NC	4.84	131.74	124.23
20	H	111	CLA	CHD-C4C-C3C	-4.84	117.72	124.77
20	2	316	CLA	C2B-C1B-NB	4.84	114.35	110.11
20	L	201	CLA	CHD-C4C-NC	4.84	131.73	124.23
20	1	204	CLA	CHC-C1C-NC	4.84	131.60	124.31
20	B	839	CLA	CHC-C1C-NC	4.84	131.59	124.31
20	B	815	CLA	C1D-CHD-C4C	-4.84	115.74	126.02
20	A	831	CLA	CHD-C4C-C3C	-4.83	117.72	124.77
20	L	202	CLA	CHD-C4C-NC	4.83	131.73	124.23
20	B	831	CLA	C1D-CHD-C4C	-4.83	115.75	126.02

Continued on next page...

Continued from previous page...

Mol	Chain	Res	Type	Atoms	Z	Observed(°)	Ideal(°)
20	1	207	CLA	O2D-CGD-CBD	4.83	119.67	111.23
20	B	807	CLA	CHD-C4C-NC	4.83	131.72	124.23
21	G	102	LMU	C1B-O5B-C5B	-4.82	104.30	113.72
20	A	804	CLA	C4D-C3D-CAD	4.82	113.35	108.11
20	4	312	CLA	C2A-C1A-CHA	-4.82	114.41	122.63
20	4	304	CLA	CHC-C1C-NC	4.82	131.57	124.31
21	H	103	LMU	O1B-C1B-C2B	4.82	119.95	108.09
20	4	301	CLA	CHD-C4C-NC	4.82	131.70	124.23
20	4	305	CLA	CHD-C4C-C3C	-4.82	117.75	124.77
20	H	111	CLA	C4D-C3D-CAD	4.81	113.33	108.11
20	1	205	CLA	CHD-C4C-NC	4.81	131.69	124.23
20	A	825	CLA	CHD-C4C-NC	4.81	131.69	124.23
20	B	830	CLA	CHD-C4C-NC	4.81	131.69	124.23
20	1	211	CLA	O2D-CGD-CBD	4.80	119.63	111.23
20	A	851	CLA	CHD-C4C-NC	4.80	131.68	124.23
20	2	316	CLA	CHD-C4C-NC	4.80	131.54	124.24
20	4	311	CLA	C3A-C4A-CHB	-4.80	118.03	123.91
20	4	318	CLA	C1D-CHD-C4C	-4.80	115.81	126.02
20	A	826	CLA	CHD-C4C-NC	4.80	131.68	124.23
21	D	201	LMU	O1'-C1'-C2'	4.80	115.56	108.27
22	B	801	BCR	C36-C18-C19	4.79	125.41	118.09
20	2	310	CLA	C1D-CHD-C4C	-4.79	115.83	126.02
20	1	201	CLA	CHC-C1C-NC	4.79	131.53	124.31
22	A	843	BCR	C15-C14-C13	-4.79	120.56	127.28
20	A	837	CLA	CHC-C1C-NC	4.79	131.52	124.31
20	K	101	CLA	CHD-C4C-NC	4.79	131.66	124.23
20	A	803	CLA	CHC-C1C-NC	4.79	131.52	124.31
20	A	805	CLA	CHC-C1C-NC	4.79	131.52	124.31
20	J	101	CLA	CHD-C4C-NC	4.79	131.65	124.23
20	1	213	CLA	CHC-C1C-NC	4.79	131.52	124.31
20	2	315	CLA	CHC-C1C-NC	4.79	131.52	124.31
20	4	314	CLA	C3A-C4A-CHB	-4.78	118.06	123.91
20	L	208	CLA	CHD-C4C-NC	4.78	131.64	124.23
22	I	101	BCR	C4-C5-C6	-4.78	116.25	122.70
20	B	824	CLA	O2D-CGD-CBD	4.78	119.58	111.23
20	A	833	CLA	CHC-C1C-NC	4.77	131.50	124.31
20	A	828	CLA	CHD-C4C-NC	4.77	131.63	124.23
22	B	844	BCR	C28-C27-C26	-4.77	105.55	114.06
21	4	319	LMU	C1B-O1B-C4'	-4.76	106.68	117.98
20	2	304	CLA	C3A-C4A-CHB	-4.76	118.08	123.91
20	2	306	CLA	C2B-C1B-NB	4.76	114.28	110.11
22	I	103	BCR	C7-C8-C9	4.76	133.28	126.23

Continued on next page...

Continued from previous page...

Mol	Chain	Res	Type	Atoms	Z	Observed(°)	Ideal(°)
20	3	304	CLA	C2A-C1A-CHA	-4.76	114.52	122.63
20	1	214	CLA	C3B-C2B-C1B	-4.76	102.22	106.29
20	A	819	CLA	O2D-CGD-CBD	4.75	119.54	111.23
20	A	839	CLA	CMD-C2D-C3D	-4.75	116.79	127.69
20	B	809	CLA	CHC-C1C-NC	4.75	131.47	124.31
20	B	840	CLA	C1D-CHD-C4C	-4.75	115.92	126.02
20	A	802	CLA	C3B-C2B-C1B	-4.75	102.22	106.29
20	B	802	CLA	CHD-C4C-NC	4.75	131.59	124.23
20	B	813	CLA	O2D-CGD-CBD	4.73	119.50	111.23
20	1	210	CLA	CBD-CAD-C3D	-4.73	101.93	108.25
20	4	305	CLA	O2D-CGD-CBD	4.73	119.50	111.23
20	2	303	CLA	CHD-C4C-C3C	-4.73	117.88	124.77
21	2	313	LMU	O1'-C1'-C2'	4.72	115.45	108.27
20	3	318	CLA	CBD-CAD-C3D	-4.72	101.94	108.25
20	3	308	CLA	C2A-C1A-CHA	-4.72	114.58	122.63
20	B	836	CLA	C4-C3-C5	4.72	121.68	116.13
20	L	208	CLA	CHD-C4C-C3C	-4.72	117.89	124.77
20	K	102	CLA	O2D-CGD-CBD	4.72	119.47	111.23
20	A	801	CLA	CMD-C2D-C3D	-4.71	116.88	127.69
20	B	828	CLA	CHD-C4C-NC	4.71	131.53	124.23
20	F	206	CLA	CHD-C4C-NC	4.70	131.52	124.23
20	A	813	CLA	O2D-CGD-CBD	4.70	119.44	111.23
20	I	102	CLA	CHD-C4C-NC	4.69	131.51	124.23
20	4	309	CLA	C2A-C1A-CHA	-4.69	114.63	122.63
20	4	313	CLA	C1B-C2B-C3B	-4.69	102.56	106.92
20	A	804	CLA	O2A-CGA-CBA	4.69	126.14	111.83
20	A	837	CLA	O2D-CGD-CBD	4.69	119.43	111.23
20	3	309	CLA	C3B-C2B-C1B	-4.69	102.28	106.29
20	1	207	CLA	CHD-C4C-NC	4.69	131.50	124.23
20	L	209	CLA	CHD-C4C-NC	4.68	131.49	124.23
20	A	804	CLA	O2D-CGD-CBD	4.68	119.41	111.23
20	B	812	CLA	CHD-C4C-C3C	-4.68	117.95	124.77
20	B	826	CLA	CHD-C4C-NC	4.68	131.48	124.23
20	4	308	CLA	CHD-C4C-NC	4.68	131.35	124.24
20	A	812	CLA	CHD-C4C-NC	4.67	131.47	124.23
20	1	207	CLA	CAA-C2A-C3A	4.67	125.61	113.00
20	F	201	CLA	CMD-C2D-C1D	4.67	132.95	124.73
20	A	823	CLA	O2D-CGD-CBD	4.67	119.39	111.23
20	A	835	CLA	CHC-C1C-NC	4.67	131.34	124.31
20	B	819	CLA	CHD-C4C-C3C	-4.66	117.97	124.77
20	B	832	CLA	CHD-C4C-NC	4.66	131.46	124.23
20	L	201	CLA	C4D-C3D-CAD	4.66	113.17	108.11

Continued on next page...

Continued from previous page...

Mol	Chain	Res	Type	Atoms	Z	Observed(°)	Ideal(°)
20	A	850	CLA	CHD-C4C-C3C	-4.66	117.98	124.77
20	1	202	CLA	C4A-NA-C1A	4.66	108.81	106.68
20	A	806	CLA	CHD-C4C-NC	4.66	131.46	124.23
20	K	104	CLA	CMD-C2D-C3D	-4.66	117.00	127.69
20	A	805	CLA	CHD-C4C-NC	4.66	131.45	124.23
20	B	811	CLA	C2A-C1A-CHA	-4.66	114.69	122.63
20	A	810	CLA	CHD-C4C-NC	4.65	131.44	124.23
20	B	803	CLA	CHC-C1C-NC	4.65	131.31	124.31
20	2	301	CLA	C3B-C2B-C1B	-4.65	102.31	106.29
20	B	829	CLA	CHD-C4C-NC	4.64	131.43	124.23
20	B	834	CLA	O2D-CGD-CBD	4.64	119.34	111.23
20	3	305	CLA	CHC-C1C-NC	4.64	131.14	124.33
20	1	214	CLA	C4A-NA-C1A	4.64	108.79	106.68
20	A	801	CLA	O2D-CGD-O1D	-4.63	114.84	123.85
20	B	827	CLA	CHD-C4C-C3C	-4.63	118.02	124.77
20	3	309	CLA	CHD-C4C-NC	4.63	131.27	124.24
22	F	203	BCR	C15-C14-C13	-4.63	120.79	127.28
20	2	317	CLA	CAA-CBA-CGA	-4.63	100.07	113.21
20	2	308	CLA	C4A-NA-C1A	4.62	108.79	106.68
20	A	851	CLA	CMD-C2D-C3D	-4.62	117.09	127.69
20	J	103	CLA	CHC-C1C-NC	4.62	131.27	124.31
20	1	214	CLA	CHD-C4C-NC	4.61	131.25	124.24
20	3	317	CLA	CHD-C4C-NC	4.61	131.25	124.24
20	A	812	CLA	O2D-CGD-CBD	4.61	119.30	111.23
20	2	308	CLA	CHC-C1C-NC	4.61	131.11	124.33
20	A	830	CLA	CHD-C4C-NC	4.61	131.38	124.23
20	A	803	CLA	O2D-CGD-O1D	-4.61	114.88	123.85
20	4	302	CLA	CHD-C4C-C3C	-4.61	117.75	125.03
20	1	210	CLA	CHD-C4C-NC	4.61	131.38	124.23
20	1	204	CLA	O2D-CGD-CBD	4.61	119.28	111.23
20	B	840	CLA	CHD-C4C-NC	4.61	131.37	124.23
20	B	807	CLA	CMD-C2D-C3D	-4.61	117.13	127.69
20	4	310	CLA	C4A-NA-C1A	4.60	108.78	106.68
20	A	827	CLA	CMD-C2D-C1D	4.60	132.82	124.73
20	B	809	CLA	CHD-C4C-NC	4.60	131.36	124.23
20	2	307	CLA	CHD-C4C-C3C	-4.59	118.07	124.77
20	B	833	CLA	CHD-C4C-NC	4.59	131.35	124.23
20	2	315	CLA	CMD-C2D-C3D	-4.59	117.16	127.69
20	A	824	CLA	CHD-C4C-NC	4.59	131.35	124.23
20	B	803	CLA	CHD-C4C-NC	4.59	131.35	124.23
22	B	801	BCR	C8-C9-C10	4.59	126.23	119.01
20	A	821	CLA	C4A-NA-C1A	4.59	108.77	106.68

Continued on next page...

Continued from previous page...

Mol	Chain	Res	Type	Atoms	Z	Observed(°)	Ideal(°)
20	A	838	CLA	CHD-C4C-C3C	-4.59	118.08	124.77
20	F	207	CLA	C1-C2-C3	-4.59	118.68	126.20
20	4	306	CLA	CHD-C4C-C3C	-4.58	118.09	124.77
20	A	811	CLA	CHC-C1C-NC	4.58	131.21	124.31
20	A	801	CLA	CHC-C1C-NC	4.58	131.21	124.31
20	B	836	CLA	CHC-C1C-NC	4.58	131.21	124.31
20	H	102	CLA	O2D-CGD-CBD	4.58	119.23	111.23
20	1	213	CLA	C4-C3-C5	4.58	121.51	116.13
20	2	304	CLA	CHC-C1C-NC	4.58	131.06	124.33
20	B	815	CLA	O2D-CGD-CBD	4.57	119.22	111.23
20	A	819	CLA	CMD-C2D-C3D	-4.57	117.22	127.69
20	F	206	CLA	O2D-CGD-CBD	4.57	119.21	111.23
20	B	825	CLA	CHD-C4C-NC	4.56	131.31	124.23
20	A	818	CLA	CHC-C1C-NC	4.56	131.18	124.31
20	F	205	CLA	CAB-C3B-C2B	-4.56	115.15	124.69
21	B	805	LMU	O5B-C5B-C4B	-4.56	101.48	109.70
20	H	102	CLA	CHD-C4C-NC	4.56	131.30	124.23
20	3	302	CLA	CHD-C4C-NC	4.56	131.17	124.24
20	3	304	CLA	C3A-C4A-CHB	-4.56	118.33	123.91
20	4	309	CLA	CHD-C4C-NC	4.56	131.17	124.24
20	1	201	CLA	CHD-C4C-NC	4.56	131.30	124.23
20	A	811	CLA	CHD-C4C-NC	4.56	131.29	124.23
20	1	209	CLA	C2A-C1A-CHA	-4.56	114.86	122.63
20	A	830	CLA	O2D-CGD-CBD	4.55	119.19	111.23
20	2	304	CLA	C4A-NA-C1A	4.55	108.76	106.68
20	B	826	CLA	O2D-CGD-CBD	4.55	119.19	111.23
20	B	809	CLA	C4A-NA-C1A	4.55	108.75	106.68
20	2	311	CLA	CHD-C4C-C3C	-4.55	118.14	124.77
20	A	811	CLA	CMD-C2D-C3D	-4.55	117.26	127.69
20	B	810	CLA	O1D-CGD-CBD	-4.55	115.55	124.52
20	3	309	CLA	CHC-C1C-NC	4.55	131.01	124.33
22	B	801	BCR	C34-C9-C10	-4.54	115.46	122.82
20	A	805	CLA	C4A-NA-C1A	4.54	108.75	106.68
20	3	307	CLA	CAC-C3C-C4C	4.54	130.69	124.79
22	F	204	BCR	C8-C7-C6	-4.54	114.88	127.00
20	A	841	CLA	CHC-C1C-NC	4.53	130.99	124.33
20	3	306	CLA	C4C-CHD-C1D	-4.53	113.07	125.98
20	A	836	CLA	CHD-C4C-NC	4.53	131.25	124.23
20	1	207	CLA	CHD-C4C-C3C	-4.52	118.18	124.77
20	3	316	CLA	CHC-C1C-NC	4.52	130.98	124.33
20	4	304	CLA	C4A-NA-C1A	4.52	108.74	106.68
20	3	313	CLA	CHD-C4C-NC	4.52	131.11	124.24

Continued on next page...

Continued from previous page...

Mol	Chain	Res	Type	Atoms	Z	Observed(°)	Ideal(°)
20	4	306	CLA	C4A-NA-C1A	4.52	108.74	106.68
20	A	802	CLA	C2D-C3D-C4D	-4.52	101.86	107.35
20	1	206	CLA	CHD-C4C-NC	4.51	131.23	124.23
20	3	307	CLA	CHD-C4C-NC	4.51	131.22	124.23
20	A	808	CLA	CHD-C4C-NC	4.51	131.22	124.23
20	3	306	CLA	C3B-C2B-C1B	-4.51	102.43	106.29
20	A	841	CLA	C2A-C1A-CHA	-4.51	114.94	122.63
20	B	816	CLA	CHD-C4C-NC	4.51	131.22	124.23
20	A	815	CLA	O2D-CGD-CBD	4.51	119.11	111.23
20	A	825	CLA	CHD-C4C-C3C	-4.51	118.20	124.77
22	L	211	BCR	C11-C10-C9	-4.50	120.97	127.28
20	4	318	CLA	CHC-C1C-NC	4.49	131.08	124.31
20	A	820	CLA	CHD-C4C-NC	4.49	131.20	124.23
20	4	312	CLA	C3A-C4A-CHB	-4.49	118.41	123.91
20	B	824	CLA	C6-C5-C3	-4.49	102.53	113.47
20	A	819	CLA	CHD-C4C-NC	4.49	131.19	124.23
20	L	203	CLA	CHD-C4C-C3C	-4.49	118.23	124.77
22	A	844	BCR	C11-C10-C9	-4.48	120.99	127.28
20	B	842	CLA	CHD-C4C-NC	4.48	131.18	124.23
20	2	304	CLA	C4C-CHD-C1D	-4.48	113.21	125.98
20	1	214	CLA	CHC-C1C-NC	4.48	130.92	124.33
22	B	847	BCR	C16-C17-C18	-4.48	120.99	127.28
20	B	817	CLA	CHD-C4C-NC	4.48	131.18	124.23
21	K	105	LMU	O1'-C1'-C2'	4.48	115.08	108.27
20	A	839	CLA	CHD-C4C-C3C	-4.48	118.25	124.77
20	A	834	CLA	CMD-C2D-C3D	-4.47	117.43	127.69
20	A	803	CLA	CHD-C4C-C3C	-4.47	118.25	124.77
20	2	301	CLA	C2A-C1A-CHA	-4.47	115.01	122.63
20	A	826	CLA	C1-C2-C3	-4.47	118.88	126.20
20	B	806	CLA	CMD-C2D-C3D	-4.47	117.44	127.69
20	B	808	CLA	CAA-C2A-C3A	-4.47	100.93	113.00
20	B	830	CLA	CHD-C4C-C3C	-4.47	118.26	124.77
20	J	103	CLA	CHD-C4C-NC	4.46	131.15	124.23
20	4	311	CLA	C4C-CHD-C1D	-4.46	113.26	125.98
20	4	310	CLA	CMD-C2D-C3D	-4.46	117.46	127.69
20	2	316	CLA	C4C-CHD-C1D	-4.46	113.27	125.98
20	A	801	CLA	C4A-NA-C1A	4.46	108.71	106.68
20	3	313	CLA	C3B-C2B-C1B	-4.45	102.48	106.29
20	3	302	CLA	C2A-C1A-CHA	-4.45	115.05	122.63
20	R	107	CLA	CHD-C4C-NC	4.45	131.12	124.23
20	F	207	CLA	C4D-C3D-CAD	4.45	112.93	108.11
20	B	832	CLA	CHD-C4C-C3C	-4.44	118.30	124.77

Continued on next page...

Continued from previous page...

Mol	Chain	Res	Type	Atoms	Z	Observed(°)	Ideal(°)
20	K	103	CLA	CMD-C2D-C3D	-4.44	117.50	127.69
20	B	833	CLA	CHD-C4C-C3C	-4.44	118.30	124.77
20	1	213	CLA	CMA-C3A-C4A	4.44	123.71	111.77
20	1	212	CLA	CHD-C4C-NC	4.44	130.99	124.24
20	2	310	CLA	CHD-C4C-C3C	-4.44	118.30	124.77
20	4	314	CLA	C2B-C1B-NB	4.44	114.00	110.11
20	A	828	CLA	C4A-NA-C1A	4.44	108.70	106.68
20	4	309	CLA	CHC-C1C-NC	4.44	130.85	124.33
20	A	802	CLA	C4A-NA-C1A	4.43	108.70	106.68
20	3	307	CLA	C4D-C3D-CAD	4.43	112.92	108.11
20	4	311	CLA	CHC-C1C-NC	4.43	130.84	124.33
20	4	306	CLA	O2A-CGA-CBA	4.43	125.34	111.83
20	F	201	CLA	CHC-C1C-NC	4.43	130.98	124.31
20	4	315	CLA	C4A-NA-C1A	4.43	108.70	106.68
20	1	201	CLA	CMD-C2D-C3D	-4.42	117.55	127.69
20	J	103	CLA	C4D-C3D-CAD	4.42	112.90	108.11
21	2	320	LMU	C1B-O1B-C4'	-4.42	107.51	117.98
20	2	316	CLA	CHC-C1C-NC	4.41	130.82	124.33
20	1	208	CLA	C3B-C2B-C1B	-4.41	102.51	106.29
20	4	303	CLA	CHD-C4C-C3C	-4.41	118.34	124.77
20	A	836	CLA	OBD-CAD-C3D	-4.41	118.10	128.42
20	2	302	CLA	CGD-CBD-CAD	4.41	125.13	110.85
20	H	102	CLA	CMD-C2D-C3D	-4.41	117.57	127.69
22	J	102	BCR	C11-C10-C9	-4.41	121.09	127.28
20	A	822	CLA	CHD-C4C-NC	4.41	131.07	124.23
20	1	203	CLA	CHC-C1C-NC	4.41	130.95	124.31
20	3	308	CLA	CHD-C4C-NC	4.41	130.94	124.24
20	3	314	CLA	CHD-C4C-NC	4.41	131.06	124.23
20	1	211	CLA	CMD-C2D-C3D	-4.41	117.58	127.69
21	R	101	LMU	C1'-C2'-C3'	-4.40	100.75	110.01
20	J	103	CLA	O2D-CGD-CBD	4.40	118.92	111.23
20	B	836	CLA	CHD-C4C-C3C	-4.40	118.36	124.77
20	2	316	CLA	CHA-C4D-ND	4.40	131.06	124.84
20	B	821	CLA	CHD-C4C-C3C	-4.40	118.36	124.77
20	3	302	CLA	C3A-C4A-CHB	-4.40	118.52	123.91
20	B	840	CLA	CHD-C4C-C3C	-4.40	118.36	124.77
20	B	815	CLA	CMD-C2D-C3D	-4.40	117.60	127.69
20	B	836	CLA	C1-C2-C3	-4.40	118.99	126.20
20	3	316	CLA	C3B-C2B-C1B	-4.40	102.53	106.29
20	B	835	CLA	CHD-C4C-C3C	-4.40	118.36	124.77
20	1	202	CLA	CHC-C1C-NC	4.39	130.93	124.31
20	3	317	CLA	CHC-C1C-NC	4.39	130.79	124.33

Continued on next page...

Continued from previous page...

Mol	Chain	Res	Type	Atoms	Z	Observed(°)	Ideal(°)
20	A	828	CLA	CHD-C4C-C3C	-4.39	118.37	124.77
20	K	102	CLA	CHC-C1C-NC	4.39	130.92	124.31
20	K	104	CLA	O2D-CGD-O1D	-4.39	115.31	123.85
20	3	301	CLA	CHD-C4C-NC	4.39	131.03	124.23
20	A	840	CLA	CHD-C4C-NC	4.39	131.03	124.23
20	1	207	CLA	CMD-C2D-C3D	-4.39	117.63	127.69
20	B	812	CLA	C1B-C2B-C3B	-4.38	102.84	106.92
20	4	309	CLA	C3A-C4A-CHB	-4.38	118.55	123.91
20	A	817	CLA	CHD-C4C-NC	4.38	131.02	124.23
20	L	202	CLA	CHD-C4C-C3C	-4.38	118.39	124.77
20	R	108	CLA	O2A-CGA-CBA	4.38	125.17	111.83
21	3	320	LMU	C1B-O1B-C4'	-4.37	107.61	117.98
20	R	108	CLA	CHD-C4C-NC	4.37	131.01	124.23
20	A	820	CLA	CMD-C2D-C3D	-4.37	117.67	127.69
25	B	848	LMG	O7-C10-C11	4.37	120.93	111.48
22	F	203	BCR	C7-C8-C9	-4.37	119.77	126.23
20	2	308	CLA	C2A-C1A-CHA	-4.37	115.18	122.63
20	2	303	CLA	CHC-C1C-NC	4.37	130.89	124.31
20	3	311	CLA	CHD-C4C-C3C	-4.37	118.41	124.77
20	A	821	CLA	CHD-C4C-NC	4.37	131.00	124.23
20	A	834	CLA	CHD-C4C-NC	4.37	131.00	124.23
20	4	305	CLA	O2A-CGA-CBA	4.37	125.15	111.83
22	I	103	BCR	C27-C26-C25	-4.36	116.81	122.70
20	3	302	CLA	CHC-C1C-NC	4.36	130.74	124.33
20	A	826	CLA	O2D-CGD-CBD	4.36	118.85	111.23
22	J	102	BCR	C15-C14-C13	-4.36	121.16	127.28
20	K	104	CLA	CHC-C1C-NC	4.36	130.88	124.31
20	3	309	CLA	C2A-C1A-CHA	-4.36	115.20	122.63
20	1	203	CLA	CHD-C4C-C3C	-4.36	118.42	124.77
20	B	818	CLA	CHD-C4C-NC	4.35	130.98	124.23
22	A	845	BCR	C15-C14-C13	-4.35	121.17	127.28
20	B	817	CLA	C4A-NA-C1A	4.35	108.66	106.68
20	B	814	CLA	O2D-CGD-CBD	4.35	118.83	111.23
20	B	837	CLA	CHD-C4C-NC	4.35	130.97	124.23
20	F	206	CLA	CHD-C4C-C3C	-4.35	118.44	124.77
20	3	305	CLA	C4A-NA-C1A	4.35	108.66	106.68
20	3	305	CLA	C4C-CHD-C1D	-4.35	113.60	125.98
20	A	835	CLA	CMD-C2D-C3D	-4.34	117.73	127.69
20	A	815	CLA	CHD-C4C-NC	4.34	130.96	124.23
20	3	306	CLA	CHC-C1C-NC	4.34	130.71	124.33
20	2	304	CLA	C2A-C1A-CHA	-4.34	115.23	122.63
21	2	313	LMU	C1-O1'-C1'	-4.34	106.27	113.68

Continued on next page...

Continued from previous page...

Mol	Chain	Res	Type	Atoms	Z	Observed(°)	Ideal(°)
20	2	302	CLA	CHC-C1C-NC	4.34	130.85	124.31
20	4	313	CLA	CHD-C4C-NC	4.34	130.96	124.23
22	B	846	BCR	C11-C10-C9	-4.34	121.19	127.28
20	1	212	CLA	CHC-C1C-NC	4.34	130.71	124.33
20	1	211	CLA	O2A-CGA-O1A	-4.33	112.79	123.63
20	A	810	CLA	CMD-C2D-C3D	-4.33	117.76	127.69
20	B	850	CLA	CHD-C4C-NC	4.33	130.94	124.23
20	3	307	CLA	O2D-CGD-CBD	4.33	118.80	111.23
20	2	309	CLA	C4C-CHD-C1D	-4.33	113.65	125.98
20	R	108	CLA	O2D-CGD-CBD	4.33	118.79	111.23
20	F	205	CLA	CMD-C2D-C3D	-4.32	117.77	127.69
20	A	807	CLA	CHD-C4C-NC	4.32	130.94	124.23
21	G	102	LMU	C1B-C2B-C3B	-4.32	100.92	110.01
20	2	306	CLA	CHC-C1C-NC	4.32	130.68	124.33
20	A	821	CLA	CHC-C1C-NC	4.32	130.82	124.31
20	B	819	CLA	CHC-C1C-NC	4.32	130.82	124.31
20	4	317	CLA	CAA-C2A-C3A	-4.32	101.33	113.00
20	L	203	CLA	CHD-C4C-NC	4.32	130.92	124.23
20	A	819	CLA	CHC-C1C-NC	4.31	130.80	124.31
20	B	823	CLA	CHD-C4C-NC	4.31	130.91	124.23
20	4	317	CLA	CHD-C4C-C3C	-4.31	118.49	124.77
20	I	102	CLA	CHD-C4C-C3C	-4.31	118.49	124.77
20	3	307	CLA	C2A-C1A-CHA	-4.30	116.40	123.87
22	2	318	BCR	C11-C12-C13	-4.30	114.58	126.36
20	A	827	CLA	CHD-C4C-NC	4.30	130.90	124.23
22	I	103	BCR	C29-C30-C25	-4.30	104.19	110.44
20	4	311	CLA	C2A-C1A-CHA	-4.30	115.31	122.63
20	4	301	CLA	CHD-C4C-C3C	-4.30	118.51	124.77
20	4	307	CLA	C3A-C4A-CHB	-4.29	118.65	123.91
22	2	318	BCR	C33-C5-C6	-4.29	119.80	124.48
20	1	210	CLA	CMD-C2D-C3D	-4.29	117.86	127.69
20	B	834	CLA	CMD-C2D-C3D	-4.28	117.86	127.69
20	B	836	CLA	O2D-CGD-O1D	-4.28	115.51	123.85
20	B	850	CLA	CHC-C1C-NC	4.28	130.76	124.31
20	2	305	CLA	CMD-C2D-C3D	-4.28	117.87	127.69
20	4	308	CLA	C4C-CHD-C1D	-4.28	113.78	125.98
20	3	318	CLA	CMD-C2D-C3D	-4.28	117.87	127.69
20	3	313	CLA	C2A-C1A-CHA	-4.28	115.34	122.63
20	B	809	CLA	O2D-CGD-O1D	-4.28	115.52	123.85
20	B	840	CLA	CMD-C2D-C3D	-4.28	117.88	127.69
20	1	213	CLA	CHD-C4C-C3C	-4.28	118.54	124.77
20	A	840	CLA	C4A-NA-C1A	4.28	108.63	106.68

Continued on next page...

Continued from previous page...

Mol	Chain	Res	Type	Atoms	Z	Observed(°)	Ideal(°)
20	2	309	CLA	CHD-C4C-NC	4.28	130.74	124.24
20	B	841	CLA	O2A-CGA-CBA	4.27	124.87	111.83
20	B	828	CLA	CMD-C2D-C3D	-4.27	117.89	127.69
20	A	836	CLA	CHC-C1C-NC	4.27	130.74	124.31
20	1	208	CLA	CHD-C4C-NC	4.27	130.73	124.24
20	H	101	CLA	CHD-C4C-NC	4.27	130.85	124.23
20	B	807	CLA	CHD-C4C-C3C	-4.27	118.55	124.77
20	A	814	CLA	C2D-C3D-C4D	-4.27	102.17	107.35
20	4	314	CLA	CHD-C4C-NC	4.26	130.72	124.24
20	A	815	CLA	CMD-C2D-C3D	-4.26	117.91	127.69
20	K	102	CLA	CMD-C2D-C3D	-4.26	117.92	127.69
20	B	810	CLA	CHC-C1C-NC	4.26	130.73	124.31
20	2	316	CLA	C2A-C1A-CHA	-4.26	115.37	122.63
20	A	829	CLA	CHC-C1C-NC	4.26	130.72	124.31
20	3	317	CLA	C3B-C2B-C1B	-4.25	102.65	106.29
20	B	816	CLA	CHD-C4C-C3C	-4.25	118.58	124.77
20	4	317	CLA	C1-C2-C3	-4.25	119.23	126.20
21	L	212	LMU	C3B-C4B-C5B	4.25	117.94	110.23
20	A	837	CLA	CAA-CBA-CGA	-4.25	101.14	113.21
20	B	830	CLA	CMD-C2D-C3D	-4.25	117.95	127.69
20	1	201	CLA	CHB-C4A-NA	4.25	130.53	124.40
22	I	103	BCR	C38-C26-C27	4.24	122.64	113.60
20	A	804	CLA	CMD-C2D-C3D	-4.24	117.96	127.69
20	1	203	CLA	CGD-CBD-CAD	-4.24	97.12	110.85
20	4	308	CLA	C2A-C1A-CHA	-4.24	115.40	122.63
20	3	315	CLA	CHD-C4C-C3C	-4.24	118.59	124.77
20	4	301	CLA	CED-O2D-CGD	4.24	125.53	115.92
20	4	314	CLA	C2A-C1A-CHA	-4.24	115.41	122.63
20	3	318	CLA	CHD-C4C-C3C	-4.24	118.34	125.03
20	1	204	CLA	C4A-NA-C1A	4.24	108.61	106.68
20	A	821	CLA	O1D-CGD-CBD	-4.24	116.16	124.52
20	A	832	CLA	CHD-C4C-NC	4.24	130.80	124.23
20	4	304	CLA	CMD-C2D-C3D	-4.23	117.98	127.69
20	4	318	CLA	CMD-C2D-C3D	-4.23	117.98	127.69
22	F	204	BCR	C34-C9-C8	4.23	124.55	118.09
20	4	311	CLA	C3B-C2B-C1B	-4.23	102.67	106.29
20	K	101	CLA	CHD-C4C-C3C	-4.23	118.61	124.77
20	4	313	CLA	CBD-CHA-C1A	4.23	133.76	127.38
20	B	803	CLA	O2D-CGD-CBD	4.23	118.62	111.23
20	A	802	CLA	CHC-C1C-NC	4.23	130.54	124.33
20	A	804	CLA	CHC-C1C-NC	4.22	130.67	124.31
22	G	104	BCR	C7-C8-C9	-4.22	119.99	126.23

Continued on next page...

Continued from previous page...

Mol	Chain	Res	Type	Atoms	Z	Observed(°)	Ideal(°)
22	B	847	BCR	C11-C10-C9	-4.22	121.36	127.28
20	3	309	CLA	C2D-C3D-C4D	-4.22	102.22	107.35
20	B	826	CLA	CMD-C2D-C3D	-4.22	118.02	127.69
20	3	303	CLA	C1B-C2B-C3B	-4.22	103.00	106.92
20	H	102	CLA	CHD-C4C-C3C	-4.21	118.63	124.77
20	B	841	CLA	CHD-C4C-C3C	-4.21	118.63	124.77
20	2	306	CLA	CHD-C4C-NC	4.21	130.64	124.24
20	2	305	CLA	O2D-CGD-CBD	4.21	118.59	111.23
20	F	205	CLA	CHC-C1C-NC	4.21	130.65	124.31
20	A	837	CLA	CHD-C4C-C3C	-4.21	118.64	124.77
20	4	312	CLA	CHA-C4D-ND	4.21	130.79	124.84
20	2	305	CLA	CHD-C4C-NC	4.21	130.76	124.23
20	K	103	CLA	CHD-C4C-NC	4.20	130.75	124.23
20	3	317	CLA	C4A-NA-C1A	4.20	108.60	106.68
20	1	203	CLA	CAA-CBA-CGA	-4.20	101.28	113.21
20	3	301	CLA	CBD-CHA-C1A	4.20	133.72	127.38
20	3	316	CLA	C2D-C3D-C4D	-4.20	102.25	107.35
20	B	821	CLA	CMD-C2D-C3D	-4.20	118.07	127.69
20	H	101	CLA	CHC-C1C-NC	4.19	130.63	124.31
20	B	837	CLA	CMD-C2D-C3D	-4.19	118.09	127.69
20	A	834	CLA	CAA-C2A-C3A	-4.19	101.69	113.00
21	4	319	LMU	C3B-C4B-C5B	4.18	117.82	110.23
20	F	207	CLA	CBC-CAC-C3C	-4.18	101.08	112.42
20	B	838	CLA	CHC-C1C-NC	4.18	130.61	124.31
20	B	826	CLA	CHD-C4C-C3C	-4.18	118.68	124.77
20	B	813	CLA	CHC-C1C-NC	4.18	130.61	124.31
20	A	827	CLA	CHC-C1C-NC	4.18	130.61	124.31
22	A	844	BCR	C7-C8-C9	-4.18	120.05	126.23
20	3	316	CLA	CHD-C4C-NC	4.18	130.59	124.24
20	2	317	CLA	CMD-C2D-C3D	-4.18	118.11	127.69
20	4	309	CLA	C4A-NA-C1A	4.18	108.58	106.68
20	3	317	CLA	C4C-CHD-C1D	-4.17	114.09	125.98
22	F	204	BCR	C16-C17-C18	-4.17	121.43	127.28
20	K	104	CLA	CHD-C4C-NC	4.17	130.69	124.23
21	B	804	LMU	C1B-O5B-C5B	4.17	121.86	113.72
20	R	107	CLA	CHD-C4C-C3C	-4.17	118.70	124.77
20	A	813	CLA	CHD-C4C-C3C	-4.17	118.70	124.77
20	3	305	CLA	C3B-C2B-C1B	-4.16	102.72	106.29
20	4	302	CLA	C1B-C2B-C3B	-4.16	103.05	106.92
20	2	311	CLA	CHD-C4C-NC	4.16	130.68	124.23
20	B	802	CLA	CHD-C4C-C3C	-4.16	118.71	124.77
20	A	830	CLA	CHC-C1C-NC	4.15	130.57	124.31

Continued on next page...

Continued from previous page...

Mol	Chain	Res	Type	Atoms	Z	Observed(°)	Ideal(°)
20	L	202	CLA	CMD-C2D-C3D	-4.15	118.17	127.69
20	3	304	CLA	C3B-C2B-C1B	-4.15	102.74	106.29
21	4	319	LMU	O5B-C5B-C4B	4.15	117.18	109.70
20	B	830	CLA	CHC-C1C-NC	4.15	130.56	124.31
20	1	211	CLA	CHC-C1C-NC	4.15	130.56	124.31
20	A	832	CLA	CMD-C2D-C3D	-4.15	118.18	127.69
21	1	216	LMU	C1'-O5'-C5'	-4.14	105.63	113.72
20	1	215	CLA	C4A-NA-C1A	4.14	108.57	106.68
20	4	312	CLA	C3B-C2B-C1B	-4.14	102.75	106.29
20	B	815	CLA	CHD-C4C-NC	4.14	130.65	124.23
20	1	210	CLA	CHD-C4C-C3C	-4.14	118.50	125.03
20	R	108	CLA	CHD-C4C-C3C	-4.14	118.74	124.77
20	F	207	CLA	CHD-C4C-C3C	-4.13	118.75	124.77
20	A	804	CLA	CHD-C4C-C3C	-4.13	118.75	124.77
20	A	819	CLA	CHD-C4C-C3C	-4.13	118.75	124.77
20	4	309	CLA	C3B-C2B-C1B	-4.13	102.75	106.29
20	4	312	CLA	C3D-C4D-CHA	-4.13	115.98	125.20
20	B	850	CLA	C4A-NA-C1A	4.13	108.56	106.68
20	A	823	CLA	CMD-C2D-C3D	-4.12	118.23	127.69
20	2	317	CLA	O2D-CGD-CBD	4.12	118.44	111.23
20	B	850	CLA	O2D-CGD-CBD	4.12	118.44	111.23
20	A	806	CLA	CMD-C2D-C3D	-4.12	118.24	127.69
22	I	103	BCR	C15-C16-C17	4.12	131.95	123.52
20	A	823	CLA	CHD-C4C-NC	4.12	130.62	124.23
20	4	312	CLA	CHD-C4C-NC	4.12	130.50	124.24
21	F	202	LMU	C1B-O1B-C4'	-4.12	108.21	117.98
20	4	309	CLA	C4C-CHD-C1D	-4.12	114.25	125.98
20	J	101	CLA	CHD-C4C-C3C	-4.12	118.77	124.77
20	A	811	CLA	C4A-NA-C1A	4.12	108.56	106.68
20	B	825	CLA	O2D-CGD-O1D	-4.12	115.83	123.85
21	H	104	LMU	C3'-C4'-C5'	-4.12	101.81	110.93
20	B	813	CLA	CMD-C2D-C3D	-4.12	118.25	127.69
20	A	817	CLA	CHD-C4C-C3C	-4.11	118.77	124.77
20	A	813	CLA	C4A-NA-C1A	4.11	108.56	106.68
20	3	307	CLA	CHC-C1C-C2C	-4.11	115.29	126.94
20	A	814	CLA	CHD-C4C-NC	4.11	130.49	124.24
20	A	840	CLA	CHD-C4C-C3C	-4.11	118.78	124.77
20	1	212	CLA	C4A-NA-C1A	4.11	108.55	106.68
20	B	828	CLA	O2A-CGA-CBA	4.11	124.36	111.83
20	A	806	CLA	CHD-C4C-C3C	-4.11	118.79	124.77
20	B	842	CLA	CAA-C2A-C3A	-4.11	106.81	116.23
20	B	807	CLA	CHC-C1C-NC	4.11	130.50	124.31

Continued on next page...

Continued from previous page...

Mol	Chain	Res	Type	Atoms	Z	Observed(°)	Ideal(°)
20	A	810	CLA	CHC-C1C-NC	4.10	130.49	124.31
20	B	840	CLA	CHC-C1C-NC	4.10	130.49	124.31
22	F	204	BCR	C8-C9-C10	-4.10	112.56	119.01
20	B	818	CLA	CHC-C1C-NC	4.10	130.48	124.31
20	4	310	CLA	CED-O2D-CGD	4.10	125.21	115.92
20	B	810	CLA	C1-C2-C3	-4.10	119.48	126.20
20	A	817	CLA	CMD-C2D-C3D	-4.10	118.30	127.69
20	A	820	CLA	CHD-C4C-C3C	-4.09	118.80	124.77
20	1	202	CLA	CHD-C4C-NC	4.09	130.58	124.23
20	B	806	CLA	CHD-C4C-C3C	-4.09	118.81	124.77
20	3	315	CLA	CMD-C2D-C3D	-4.09	118.31	127.69
20	A	837	CLA	CMD-C2D-C3D	-4.09	118.31	127.69
20	R	107	CLA	CMD-C2D-C3D	-4.09	118.31	127.69
21	1	217	LMU	O1B-C4'-C3'	4.09	117.62	107.23
20	A	814	CLA	CHC-C1C-NC	4.09	130.34	124.33
20	G	105	CLA	O2D-CGD-O1D	-4.09	115.89	123.85
20	4	317	CLA	CMD-C2D-C3D	-4.09	118.32	127.69
22	B	801	BCR	C24-C23-C22	-4.09	120.19	126.23
20	3	313	CLA	C4C-CHD-C1D	-4.08	114.34	125.98
20	1	206	CLA	CAC-C3C-C4C	4.08	130.10	124.79
20	4	310	CLA	O1D-CGD-CBD	-4.08	116.46	124.52
20	B	842	CLA	C4A-NA-C1A	4.08	108.54	106.68
20	3	313	CLA	C4A-NA-C1A	4.07	108.54	106.68
20	4	303	CLA	CMD-C2D-C3D	-4.07	118.34	127.69
20	1	212	CLA	C4C-CHD-C1D	-4.07	114.37	125.98
20	L	204	CLA	C4A-NA-C1A	4.07	108.54	106.68
20	1	205	CLA	C1B-C2B-C3B	-4.07	103.13	106.92
20	A	821	CLA	CMD-C2D-C3D	-4.07	118.35	127.69
20	A	825	CLA	CHC-C1C-NC	4.07	130.44	124.31
20	B	813	CLA	CHD-C4C-NC	4.07	130.54	124.23
20	B	822	CLA	CMD-C2D-C3D	-4.07	118.36	127.69
20	A	836	CLA	O2D-CGD-O1D	-4.07	115.93	123.85
20	3	308	CLA	CHC-C1C-NC	4.07	130.31	124.33
20	3	302	CLA	C4C-CHD-C1D	-4.07	114.39	125.98
20	B	834	CLA	CHD-C4C-C3C	-4.07	118.85	124.77
20	B	817	CLA	CAC-C3C-C4C	4.06	130.08	124.79
20	4	312	CLA	CHC-C1C-NC	4.06	130.30	124.33
21	H	106	LMU	C1B-O5B-C5B	4.06	121.65	113.72
21	R	102	LMU	C3'-C4'-C5'	-4.06	101.93	110.93
20	A	833	CLA	CMD-C2D-C3D	-4.06	118.38	127.69
22	L	211	BCR	C15-C16-C17	-4.06	115.21	123.52
20	B	833	CLA	CMD-C2D-C3D	-4.06	118.38	127.69

Continued on next page...

Continued from previous page...

Mol	Chain	Res	Type	Atoms	Z	Observed(°)	Ideal(°)
21	C	101	LMU	O1'-C1'-C2'	4.06	114.44	108.27
20	B	828	CLA	CHD-C4C-C3C	-4.06	118.85	124.77
20	B	817	CLA	CHD-C4C-C3C	-4.06	118.86	124.77
20	A	841	CLA	C2D-C3D-C4D	-4.06	102.42	107.35
20	B	841	CLA	C4A-NA-C1A	4.06	108.53	106.68
20	1	209	CLA	C4C-CHD-C1D	-4.05	114.44	125.98
20	4	307	CLA	C3B-C2B-C1B	-4.05	102.82	106.29
20	J	101	CLA	CHC-C1C-NC	4.05	130.41	124.31
20	1	212	CLA	C3B-C2B-C1B	-4.05	102.82	106.29
20	A	822	CLA	CMD-C2D-C3D	-4.05	118.40	127.69
20	R	108	CLA	CMD-C2D-C3D	-4.05	118.40	127.69
20	B	842	CLA	CHD-C4C-C3C	-4.05	118.64	125.03
20	A	818	CLA	CMD-C2D-C3D	-4.05	118.41	127.69
20	B	807	CLA	O2D-CGD-O1D	-4.05	115.97	123.85
20	B	817	CLA	CHC-C1C-NC	4.05	130.41	124.31
20	A	841	CLA	CHD-C4C-NC	4.05	130.39	124.24
21	R	103	LMU	C1B-O5B-C5B	4.05	121.62	113.72
20	B	823	CLA	CHC-C1C-NC	4.04	130.40	124.31
20	A	832	CLA	CHC-C1C-NC	4.04	130.40	124.31
20	B	823	CLA	CMD-C2D-C3D	-4.04	118.43	127.69
20	3	301	CLA	CHD-C4C-C3C	-4.03	118.66	125.03
20	3	311	CLA	CHC-C1C-NC	4.03	130.39	124.31
20	A	809	CLA	CMD-C2D-C3D	-4.03	118.44	127.69
20	A	812	CLA	CHD-C4C-C3C	-4.03	118.89	124.77
20	1	211	CLA	CGD-CBD-CAD	-4.03	97.79	110.85
20	2	307	CLA	O2A-CGA-CBA	4.03	124.13	111.83
20	4	301	CLA	CHC-C1C-NC	4.03	130.38	124.31
20	A	811	CLA	CAA-C2A-C3A	-4.03	102.12	113.00
20	1	212	CLA	C2A-C1A-CHA	-4.02	115.77	122.63
20	B	811	CLA	C3A-C4A-CHB	-4.02	118.98	123.91
20	B	833	CLA	CHC-C1C-NC	4.02	130.37	124.31
20	A	830	CLA	CMD-C2D-C3D	-4.02	118.47	127.69
20	4	305	CLA	C4A-NA-C1A	4.02	108.51	106.68
21	4	320	LMU	C2'-C3'-C4'	4.02	118.80	109.68
20	4	308	CLA	CHC-C1C-NC	4.02	130.23	124.33
21	G	102	LMU	O1B-C1B-C2B	4.02	117.97	108.09
22	J	102	BCR	C7-C8-C9	-4.02	120.29	126.23
22	B	801	BCR	C19-C18-C17	-4.01	112.69	119.01
20	4	314	CLA	C4C-CHD-C1D	-4.01	114.55	125.98
20	B	824	CLA	C2A-C1A-CHA	-4.01	116.90	123.87
20	J	101	CLA	CMD-C2D-C3D	-4.01	118.49	127.69
20	A	807	CLA	CMD-C2D-C3D	-4.01	118.49	127.69

Continued on next page...

Continued from previous page...

Mol	Chain	Res	Type	Atoms	Z	Observed(°)	Ideal(°)
20	K	101	CLA	CMD-C2D-C3D	-4.01	118.50	127.69
20	1	205	CLA	CMD-C2D-C3D	-4.01	118.50	127.69
20	B	810	CLA	CHD-C4C-NC	4.01	130.44	124.23
20	B	819	CLA	CMD-C2D-C3D	-4.01	118.50	127.69
20	B	803	CLA	CHD-C4C-C3C	-4.00	118.94	124.77
20	1	205	CLA	CHD-C4C-C3C	-4.00	118.71	125.03
20	B	835	CLA	CMD-C2D-C3D	-4.00	118.51	127.69
20	B	802	CLA	C4A-NA-C1A	4.00	108.50	106.68
20	2	306	CLA	C3A-C4A-CHB	-4.00	119.01	123.91
20	1	202	CLA	CMD-C2D-C3D	-4.00	118.52	127.69
20	L	203	CLA	C6-C5-C3	-4.00	103.73	113.47
22	G	104	BCR	C16-C17-C18	-3.99	121.68	127.28
20	2	306	CLA	C2A-C1A-CHA	-3.99	115.83	122.63
20	3	301	CLA	CMD-C2D-C3D	-3.99	118.54	127.69
20	B	836	CLA	CMD-C2D-C3D	-3.99	118.54	127.69
20	B	803	CLA	CMD-C2D-C3D	-3.99	118.54	127.69
20	1	202	CLA	CHD-C4C-C3C	-3.99	118.96	124.77
20	4	305	CLA	CHC-C1C-NC	3.99	130.32	124.31
20	4	306	CLA	CMD-C2D-C3D	-3.99	118.55	127.69
20	B	850	CLA	CMD-C2D-C1D	3.99	131.75	124.73
20	H	102	CLA	C4-C3-C5	3.99	122.15	115.23
20	H	102	CLA	C4A-NA-C1A	3.98	108.50	106.68
21	F	202	LMU	C2'-C3'-C4'	-3.98	100.64	109.68
20	3	306	CLA	C2A-C1A-CHA	-3.98	115.84	122.63
20	4	307	CLA	C2D-C3D-C4D	-3.98	102.51	107.35
22	A	845	BCR	C33-C5-C6	-3.98	120.14	124.48
20	1	208	CLA	C4C-CHD-C1D	-3.98	114.63	125.98
20	A	815	CLA	CHC-C1C-NC	3.98	130.30	124.31
22	A	845	BCR	C24-C23-C22	-3.97	120.36	126.23
20	A	833	CLA	C4A-NA-C1A	3.97	108.49	106.68
20	B	829	CLA	O2D-CGD-O1D	-3.97	116.11	123.85
20	J	103	CLA	C4A-NA-C1A	3.97	108.49	106.68
20	4	302	CLA	CMD-C2D-C3D	-3.97	118.59	127.69
20	3	311	CLA	CMD-C2D-C3D	-3.96	118.60	127.69
22	B	845	BCR	C30-C25-C26	-3.96	117.22	122.64
22	G	104	BCR	C33-C5-C6	-3.96	120.16	124.48
20	1	208	CLA	C2A-C1A-CHA	-3.96	115.88	122.63
20	B	838	CLA	CMD-C2D-C3D	-3.96	118.61	127.69
20	B	808	CLA	CHC-C1C-NC	3.96	130.27	124.31
20	A	803	CLA	CMA-C3A-C4A	-3.96	101.14	111.77
20	3	305	CLA	C2A-C1A-CHA	-3.96	115.89	122.63
20	A	850	CLA	CAA-C2A-C1A	3.96	124.94	111.97

Continued on next page...

Continued from previous page...

Mol	Chain	Res	Type	Atoms	Z	Observed(°)	Ideal(°)
20	B	809	CLA	CMD-C2D-C3D	-3.96	118.62	127.69
20	1	209	CLA	CHD-C4C-NC	3.95	130.25	124.24
20	4	312	CLA	C4C-CHD-C1D	-3.95	114.72	125.98
20	A	824	CLA	CMD-C2D-C3D	-3.95	118.63	127.69
20	A	834	CLA	CHC-C1C-NC	3.95	130.26	124.31
20	2	302	CLA	CMD-C2D-C3D	-3.95	118.64	127.69
20	L	201	CLA	CHD-C4C-C3C	-3.95	119.02	124.77
22	B	847	BCR	C24-C23-C22	-3.95	120.40	126.23
20	4	309	CLA	CHA-C4D-ND	3.95	130.41	124.84
20	4	307	CLA	C4A-NA-C1A	3.95	108.48	106.68
20	1	211	CLA	CBA-CAA-C2A	3.95	125.53	113.79
20	2	309	CLA	CHA-C4D-ND	3.94	130.41	124.84
20	3	313	CLA	CHC-C1C-NC	3.94	130.13	124.33
20	B	818	CLA	CMD-C2D-C3D	-3.94	118.65	127.69
20	A	806	CLA	CHC-C1C-NC	3.94	130.25	124.31
20	A	824	CLA	CHC-C1C-NC	3.94	130.25	124.31
20	L	209	CLA	CHC-C1C-NC	3.94	130.25	124.31
20	2	301	CLA	C4A-NA-C1A	3.94	108.48	106.68
20	B	819	CLA	CGD-CBD-CAD	-3.94	98.10	110.85
20	1	214	CLA	C4C-CHD-C1D	-3.94	114.76	125.98
20	4	312	CLA	C2D-C3D-C4D	-3.94	102.57	107.35
20	A	824	CLA	CHD-C4C-C3C	-3.93	119.04	124.77
20	4	304	CLA	C1D-CHD-C4C	-3.93	117.66	126.02
20	L	203	CLA	C4A-NA-C1A	3.93	108.47	106.68
20	F	206	CLA	CMD-C2D-C3D	-3.93	118.67	127.69
20	A	826	CLA	CHD-C4C-C3C	-3.93	119.04	124.77
20	H	101	CLA	CHB-C4A-NA	3.93	130.07	124.40
20	A	818	CLA	C6-C5-C3	-3.93	103.90	113.47
20	A	814	CLA	C3A-C4A-CHB	-3.93	119.10	123.91
20	L	210	CLA	O2D-CGD-O1D	-3.93	116.20	123.85
20	4	301	CLA	CMD-C2D-C3D	-3.93	118.69	127.69
20	3	306	CLA	C4A-NA-C1A	3.93	108.47	106.68
20	4	307	CLA	C3D-C4D-CHA	-3.92	116.44	125.20
20	A	808	CLA	CHD-C4C-C3C	-3.92	119.05	124.77
22	A	844	BCR	C33-C5-C6	-3.92	120.20	124.48
20	H	112	CLA	CHD-C4C-NC	3.92	130.31	124.23
20	3	314	CLA	CHD-C4C-C3C	-3.92	119.06	124.77
20	B	824	CLA	CAA-C2A-C1A	-3.92	99.15	111.97
20	F	201	CLA	O2D-CGD-O1D	-3.91	116.23	123.85
21	2	322	LMU	O1B-C4'-C5'	3.91	119.74	109.48
20	B	834	CLA	CHC-C1C-NC	3.91	130.20	124.31
20	L	203	CLA	CMD-C2D-C3D	-3.91	118.72	127.69

Continued on next page...

Continued from previous page...

Mol	Chain	Res	Type	Atoms	Z	Observed(°)	Ideal(°)
20	3	316	CLA	C4A-NA-C1A	3.91	108.46	106.68
20	4	317	CLA	CHB-C4A-NA	3.91	130.04	124.40
20	2	309	CLA	C2A-C1A-CHA	-3.91	115.97	122.63
20	A	807	CLA	CHD-C4C-C3C	-3.91	119.08	124.77
20	2	303	CLA	CMD-C2D-C3D	-3.91	118.73	127.69
20	1	205	CLA	CBD-CHA-C1A	3.91	133.28	127.38
20	A	814	CLA	C3D-C4D-CHA	-3.91	116.48	125.20
20	B	835	CLA	CHC-C1C-NC	3.91	130.19	124.31
20	2	310	CLA	C4A-NA-C1A	3.91	108.46	106.68
20	1	208	CLA	CHC-C1C-NC	3.91	130.07	124.33
20	H	111	CLA	O2A-CGA-CBA	3.90	123.74	111.83
20	B	802	CLA	CHC-C1C-NC	3.90	130.19	124.31
20	3	307	CLA	CAC-C3C-C2C	-3.90	120.39	127.56
20	1	202	CLA	O2D-CGD-CBD	3.90	118.05	111.23
20	4	318	CLA	O1D-CGD-CBD	-3.90	116.83	124.52
20	1	214	CLA	C2D-C3D-C4D	-3.90	102.61	107.35
20	4	306	CLA	C2A-C3A-C4A	-3.90	95.58	101.87
20	2	316	CLA	C3D-C4D-CHA	-3.89	116.50	125.20
20	2	303	CLA	CAA-C2A-C3A	-3.89	102.48	113.00
22	A	843	BCR	C16-C17-C18	-3.89	121.82	127.28
20	4	314	CLA	CHA-C4D-ND	3.89	130.34	124.84
20	3	302	CLA	C4A-NA-C1A	3.89	108.45	106.68
20	L	210	CLA	O1D-CGD-CBD	-3.89	116.85	124.52
20	1	209	CLA	CHA-C4D-ND	3.89	130.33	124.84
20	B	815	CLA	CHC-C1C-NC	3.89	130.16	124.31
20	R	107	CLA	CHC-C1C-NC	3.89	130.16	124.31
20	A	829	CLA	CHD-C4C-NC	3.88	130.25	124.23
20	B	842	CLA	CBD-CHA-C1A	3.88	133.24	127.38
20	4	314	CLA	CHC-C1C-NC	3.88	130.04	124.33
20	G	105	CLA	CHC-C1C-NC	3.88	130.16	124.31
20	3	308	CLA	C4C-CHD-C1D	-3.88	114.92	125.98
20	A	851	CLA	CHC-C1C-NC	3.88	130.15	124.31
20	B	832	CLA	CMD-C2D-C3D	-3.88	118.80	127.69
21	L	205	LMU	C4B-C3B-C2B	3.87	117.63	110.83
20	B	850	CLA	CHD-C4C-C3C	-3.87	119.13	124.77
20	B	813	CLA	C4A-NA-C1A	3.87	108.45	106.68
20	H	101	CLA	CHD-C4C-C3C	-3.87	119.13	124.77
20	B	811	CLA	C2D-C3D-C4D	-3.87	102.65	107.35
20	1	209	CLA	C3D-C4D-CHA	-3.87	116.56	125.20
20	3	303	CLA	CMD-C2D-C3D	-3.87	118.82	127.69
20	A	817	CLA	CHC-C1C-NC	3.86	130.13	124.31
21	H	103	LMU	O1B-C4'-C3'	3.86	117.05	107.23

Continued on next page...

Continued from previous page...

Mol	Chain	Res	Type	Atoms	Z	Observed(°)	Ideal(°)
20	A	805	CLA	CMD-C2D-C3D	-3.86	118.83	127.69
20	L	209	CLA	CMD-C2D-C3D	-3.86	118.83	127.69
21	E	101	LMU	C1B-O1B-C4'	-3.86	108.82	117.98
20	H	112	CLA	CHC-C1C-NC	3.86	130.13	124.31
22	B	846	BCR	C16-C17-C18	-3.86	121.86	127.28
22	B	846	BCR	C7-C8-C9	-3.86	120.53	126.23
20	B	841	CLA	CHD-C4C-NC	3.86	130.21	124.23
20	F	205	CLA	CHD-C4C-C3C	-3.85	118.94	125.03
20	L	201	CLA	CHC-C1C-NC	3.85	130.12	124.31
20	A	830	CLA	CHD-C4C-C3C	-3.85	119.16	124.77
20	2	305	CLA	CHC-C1C-NC	3.85	130.11	124.31
20	A	812	CLA	CHC-C1C-NC	3.85	130.11	124.31
22	A	843	BCR	C7-C8-C9	-3.85	120.54	126.23
20	B	838	CLA	CHD-C4C-C3C	-3.85	119.16	124.77
20	A	822	CLA	O2D-CGD-CBD	3.85	117.96	111.23
22	I	103	BCR	C34-C9-C10	-3.85	116.58	122.82
20	4	307	CLA	CHC-C1C-NC	3.85	129.98	124.33
20	K	101	CLA	CHC-C1C-NC	3.85	130.10	124.31
20	2	306	CLA	CHA-C4D-ND	3.84	130.27	124.84
20	A	805	CLA	O2D-CGD-CBD	3.84	117.95	111.23
20	B	817	CLA	CMD-C2D-C3D	-3.84	118.88	127.69
20	B	837	CLA	CHD-C4C-C3C	-3.84	119.17	124.77
20	3	301	CLA	C1B-C2B-C3B	-3.84	103.35	106.92
20	A	828	CLA	CHC-C1C-NC	3.84	130.09	124.31
20	1	215	CLA	C1-C2-C3	-3.84	119.91	126.20
20	B	803	CLA	CHB-C4A-NA	3.84	129.94	124.40
21	R	105	LMU	O5B-C1B-C2B	3.84	118.25	110.37
22	B	844	BCR	C38-C26-C27	3.83	121.77	113.60
20	A	840	CLA	CHC-C1C-NC	3.83	130.08	124.31
20	H	111	CLA	CHB-C4A-NA	3.83	129.93	124.40
21	K	105	LMU	C3B-C4B-C5B	-3.83	103.28	110.23
20	4	309	CLA	C3D-C4D-CHA	-3.83	116.65	125.20
20	3	316	CLA	C3D-C4D-CHA	-3.83	116.65	125.20
20	B	809	CLA	C6-C5-C3	-3.83	104.15	113.47
20	A	822	CLA	CHC-C1C-NC	3.83	130.07	124.31
20	A	809	CLA	CHC-C1C-C2C	-3.83	116.11	126.94
20	3	314	CLA	CMD-C2D-C3D	-3.82	118.92	127.69
20	B	809	CLA	CHB-C4A-NA	3.82	129.91	124.40
20	4	308	CLA	C4A-NA-C1A	3.82	108.42	106.68
20	H	101	CLA	CMD-C2D-C3D	-3.82	118.93	127.69
22	A	843	BCR	C11-C10-C9	-3.82	121.92	127.28
21	1	218	LMU	O5'-C1'-C2'	3.82	118.22	110.37

Continued on next page...

Continued from previous page...

Mol	Chain	Res	Type	Atoms	Z	Observed(°)	Ideal(°)
20	3	302	CLA	C3B-C2B-C1B	-3.82	103.02	106.29
20	2	312	CLA	C4-C3-C5	3.82	121.85	115.23
20	A	823	CLA	CHD-C4C-C3C	-3.82	119.21	124.77
21	4	321	LMU	C4B-C3B-C2B	3.82	117.53	110.83
20	4	302	CLA	CAA-C2A-C3A	-3.81	107.50	116.23
20	H	111	CLA	CAA-C2A-C1A	3.81	124.45	111.97
20	F	201	CLA	CGD-CBD-CAD	-3.81	98.52	110.85
20	1	204	CLA	CHD-C4C-C3C	-3.80	119.23	124.77
20	3	317	CLA	C3D-C4D-CHA	-3.80	116.70	125.20
20	B	825	CLA	CHD-C4C-C3C	-3.80	119.23	124.77
20	L	201	CLA	CMD-C2D-C3D	-3.80	118.97	127.69
20	A	801	CLA	O2A-CGA-CBA	3.80	123.42	111.83
20	A	826	CLA	CMD-C2D-C3D	-3.80	118.97	127.69
22	G	104	BCR	C24-C23-C22	-3.80	120.62	126.23
20	4	310	CLA	CBA-CAA-C2A	-3.80	102.50	113.79
20	4	303	CLA	CED-O2D-CGD	3.80	124.53	115.92
20	B	814	CLA	CHC-C1C-NC	3.79	130.03	124.31
20	L	202	CLA	CHC-C1C-NC	3.79	130.02	124.31
20	B	812	CLA	CMD-C2D-C3D	-3.79	119.00	127.69
20	F	207	CLA	CBA-CAA-C2A	-3.79	102.52	113.79
20	A	816	CLA	C1-C2-C3	-3.79	119.99	126.20
20	2	301	CLA	CHA-C4D-ND	3.79	130.19	124.84
20	1	214	CLA	C3D-C4D-CHA	-3.78	116.75	125.20
20	K	102	CLA	CHD-C4C-C3C	-3.78	119.26	124.77
22	B	845	BCR	C16-C17-C18	-3.78	121.97	127.28
20	B	808	CLA	O2D-CGD-CBD	3.78	117.83	111.23
20	B	811	CLA	C3D-C4D-CHA	-3.78	116.76	125.20
22	A	845	BCR	C30-C25-C26	-3.78	117.47	122.64
20	2	301	CLA	CHD-C4C-NC	3.78	129.98	124.24
20	A	802	CLA	C3D-C4D-CHA	-3.78	116.77	125.20
20	4	313	CLA	CHD-C4C-C3C	-3.77	119.07	125.03
21	A	854	LMU	C2'-C3'-C4'	3.77	118.25	109.68
20	H	111	CLA	CMB-C2B-C3B	3.77	132.22	124.68
20	4	311	CLA	C4A-NA-C1A	3.77	108.40	106.68
20	B	827	CLA	CMD-C2D-C3D	-3.77	119.04	127.69
20	3	318	CLA	C1B-C2B-C3B	-3.77	103.41	106.92
20	B	831	CLA	CMD-C2D-C3D	-3.77	119.04	127.69
20	B	831	CLA	CHC-C1C-NC	3.77	129.99	124.31
20	B	822	CLA	CHC-C1C-NC	3.77	129.99	124.31
21	B	804	LMU	C1'-O5'-C5'	3.77	121.08	113.72
20	H	102	CLA	CHC-C1C-NC	3.77	129.98	124.31
20	A	805	CLA	CHD-C4C-C3C	-3.77	119.28	124.77

Continued on next page...

Continued from previous page...

Mol	Chain	Res	Type	Atoms	Z	Observed(°)	Ideal(°)
20	A	851	CLA	CHD-C4C-C3C	-3.77	119.28	124.77
20	3	301	CLA	C4A-NA-C1A	3.77	108.40	106.68
21	1	218	LMU	C3B-C4B-C5B	3.77	117.06	110.23
20	B	811	CLA	C3B-C2B-C1B	-3.77	103.07	106.29
20	4	307	CLA	CHA-C4D-ND	3.76	130.16	124.84
20	B	821	CLA	CHC-C1C-NC	3.76	129.98	124.31
22	B	844	BCR	C27-C26-C25	-3.76	117.62	122.70
21	R	101	LMU	C1B-O1B-C4'	-3.76	109.06	117.98
20	A	849	CLA	CMD-C2D-C3D	-3.76	119.06	127.69
22	2	318	BCR	C7-C8-C9	-3.76	120.67	126.23
20	1	207	CLA	CHC-C1C-NC	3.76	129.97	124.31
20	A	840	CLA	CMD-C2D-C3D	-3.76	119.07	127.69
20	2	305	CLA	CHD-C4C-C3C	-3.76	119.29	124.77
20	3	318	CLA	CHC-C1C-NC	3.76	129.97	124.31
21	L	205	LMU	C1'-O5'-C5'	3.76	121.05	113.72
20	A	811	CLA	O2D-CGD-CBD	3.75	117.79	111.23
20	A	850	CLA	CHC-C1C-NC	3.75	129.96	124.31
20	B	818	CLA	CHD-C4C-C3C	-3.75	119.31	124.77
20	1	207	CLA	CAA-CBA-CGA	3.75	123.85	113.21
21	H	103	LMU	C2'-C3'-C4'	-3.75	101.17	109.68
20	R	108	CLA	C1-C2-C3	3.75	132.34	126.20
22	I	103	BCR	C8-C7-C6	-3.75	116.99	127.00
20	B	806	CLA	CHC-C1C-NC	3.75	129.95	124.31
20	B	812	CLA	CHC-C1C-NC	3.75	129.95	124.31
21	4	316	LMU	C1B-O5B-C5B	3.75	121.03	113.72
20	1	205	CLA	CHC-C1C-NC	3.74	129.95	124.31
20	A	812	CLA	CMD-C2D-C3D	-3.74	119.10	127.69
20	3	304	CLA	C4C-CHD-C1D	-3.74	115.31	125.98
20	A	850	CLA	O2A-CGA-CBA	3.74	123.25	111.83
20	A	814	CLA	C3B-C2B-C1B	-3.74	103.09	106.29
20	A	823	CLA	CHC-C1C-NC	3.74	129.95	124.31
20	3	317	CLA	CHA-C4D-ND	3.74	130.13	124.84
20	2	301	CLA	C2D-C3D-C4D	-3.74	102.81	107.35
20	A	839	CLA	C3A-C2A-C1A	3.74	106.94	101.34
20	L	201	CLA	C4-C3-C5	3.74	121.72	115.23
22	B	845	BCR	C27-C26-C25	-3.73	117.66	122.70
20	A	835	CLA	CHD-C4C-C3C	-3.73	119.33	124.77
20	A	834	CLA	CHD-C4C-C3C	-3.73	119.34	124.77
20	L	209	CLA	CHD-C4C-C3C	-3.73	119.34	124.77
20	H	101	CLA	O2D-CGD-CBD	3.73	117.75	111.23
20	H	111	CLA	O2D-CGD-O1D	-3.73	116.59	123.85
20	K	104	CLA	CAC-C3C-C4C	3.73	129.64	124.79

Continued on next page...

Continued from previous page...

Mol	Chain	Res	Type	Atoms	Z	Observed(°)	Ideal(°)
20	4	313	CLA	C4A-NA-C1A	3.73	108.38	106.68
22	I	101	BCR	C16-C15-C14	-3.73	115.90	123.52
21	R	102	LMU	C1B-O5B-C5B	3.73	121.00	113.72
20	J	103	CLA	O2A-CGA-CBA	3.72	123.19	111.83
20	A	820	CLA	CHC-C1C-NC	3.72	129.91	124.31
20	1	209	CLA	C2D-C3D-C4D	-3.71	102.84	107.35
20	2	309	CLA	C3B-C2B-C1B	-3.71	103.11	106.29
20	A	817	CLA	O2A-CGA-CBA	3.71	123.15	111.83
20	1	210	CLA	CHC-C1C-NC	3.71	129.90	124.31
20	2	307	CLA	O2D-CGD-O1D	-3.71	116.62	123.85
20	A	831	CLA	CBC-CAC-C3C	-3.71	102.36	112.42
20	2	310	CLA	CMD-C2D-C3D	-3.71	119.18	127.69
20	B	838	CLA	O2D-CGD-O1D	-3.71	116.63	123.85
20	4	302	CLA	CHC-C1C-NC	3.71	129.89	124.31
20	J	103	CLA	CHD-C4C-C3C	-3.71	119.37	124.77
21	2	313	LMU	C1'-C2'-C3'	-3.70	102.22	110.01
22	L	211	BCR	C36-C18-C19	3.70	123.75	118.09
20	A	803	CLA	CMD-C2D-C3D	-3.70	119.20	127.69
20	2	309	CLA	CHC-C1C-NC	3.70	129.76	124.33
20	1	206	CLA	CHC-C1C-NC	3.70	129.88	124.31
20	A	829	CLA	CMD-C2D-C3D	-3.69	119.22	127.69
20	3	315	CLA	CHC-C1C-C2C	-3.69	116.49	126.94
20	A	813	CLA	CMD-C2D-C3D	-3.69	119.24	127.69
20	A	836	CLA	CHD-C4C-C3C	-3.68	119.40	124.77
20	A	828	CLA	CMD-C2D-C3D	-3.68	119.24	127.69
20	A	840	CLA	O2D-CGD-O1D	-3.68	116.68	123.85
20	2	316	CLA	C3A-C4A-CHB	-3.68	119.40	123.91
20	J	103	CLA	CHB-C4A-NA	3.68	129.71	124.40
20	1	211	CLA	C1-C2-C3	-3.68	120.17	126.20
20	1	215	CLA	CMA-C3A-C4A	-3.68	101.89	111.77
20	A	840	CLA	C4-C3-C5	3.68	121.61	115.23
20	B	826	CLA	CHC-C1C-NC	3.68	129.85	124.31
20	A	816	CLA	CMD-C2D-C3D	-3.68	119.25	127.69
20	2	311	CLA	CHC-C1C-NC	3.68	129.85	124.31
20	B	838	CLA	C4-C3-C5	3.68	121.61	115.23
22	L	211	BCR	C30-C25-C26	-3.68	117.61	122.64
20	F	207	CLA	O2D-CGD-O1D	-3.67	116.70	123.85
20	B	832	CLA	CHC-C1C-NC	3.67	129.84	124.31
20	B	803	CLA	CGD-CBD-CAD	3.67	122.74	110.85
20	B	827	CLA	C4-C3-C5	3.67	121.60	115.23
22	I	103	BCR	C38-C26-C25	-3.67	120.48	124.48
20	B	827	CLA	CHC-C1C-NC	3.67	129.84	124.31

Continued on next page...

Continued from previous page...

Mol	Chain	Res	Type	Atoms	Z	Observed(°)	Ideal(°)
20	B	814	CLA	CMD-C2D-C3D	-3.67	119.28	127.69
20	K	103	CLA	CHB-C4A-NA	3.67	129.69	124.40
22	B	844	BCR	C38-C26-C25	-3.67	120.48	124.48
20	B	839	CLA	O2D-CGD-O1D	-3.67	116.71	123.85
22	A	843	BCR	C33-C5-C6	-3.67	120.48	124.48
22	B	845	BCR	C34-C9-C10	-3.66	116.88	122.82
20	B	808	CLA	CMD-C2D-C3D	-3.66	119.30	127.69
20	B	837	CLA	CHC-C1C-NC	3.66	129.82	124.31
20	A	841	CLA	C3D-C4D-CHA	-3.65	117.04	125.20
20	1	201	CLA	CHD-C4C-C3C	-3.65	119.45	124.77
20	B	823	CLA	O2D-CGD-CBD	3.65	117.61	111.23
20	1	201	CLA	CAC-C3C-C4C	3.65	129.54	124.79
20	2	301	CLA	C3D-C4D-CHA	-3.65	117.05	125.20
20	B	811	CLA	CHC-C1C-NC	3.65	129.70	124.33
20	4	315	CLA	CHC-C1C-NC	3.65	129.81	124.31
20	F	207	CLA	CED-O2D-CGD	3.65	124.19	115.92
20	A	803	CLA	CHB-C4A-NA	3.65	129.67	124.40
20	A	831	CLA	C5-C3-C2	-3.65	112.98	121.17
20	A	849	CLA	CED-O2D-CGD	3.65	124.19	115.92
21	H	105	LMU	C2'-C3'-C4'	3.65	117.96	109.68
20	R	108	CLA	CHC-C1C-NC	3.65	129.80	124.31
20	B	841	CLA	CHC-C1C-NC	3.64	129.80	124.31
22	L	211	BCR	C24-C23-C22	-3.64	120.85	126.23
20	A	802	CLA	CHD-C4C-NC	3.64	129.77	124.24
20	L	209	CLA	O2D-CGD-O1D	-3.63	116.77	123.85
20	B	825	CLA	C4A-NA-C1A	3.63	108.34	106.68
21	H	106	LMU	O5B-C5B-C4B	3.63	116.25	109.70
20	3	301	CLA	CHC-C1C-NC	3.63	129.78	124.31
20	1	201	CLA	CHC-C1C-C2C	-3.63	116.65	126.94
20	3	307	CLA	CMD-C2D-C3D	-3.63	119.36	127.69
20	G	105	CLA	CMD-C2D-C3D	-3.63	119.37	127.69
20	4	307	CLA	CHD-C4C-NC	3.62	129.75	124.24
20	A	801	CLA	CBA-CAA-C2A	3.62	124.57	113.79
20	B	820	CLA	CMD-C2D-C3D	-3.62	119.38	127.69
20	A	835	CLA	O2D-CGD-O1D	-3.62	116.80	123.85
20	B	828	CLA	CHC-C1C-NC	3.62	129.76	124.31
20	A	808	CLA	CMD-C2D-C3D	-3.62	119.39	127.69
20	A	841	CLA	C4A-NA-C1A	3.62	108.33	106.68
21	L	206	LMU	C1B-O1B-C4'	-3.62	109.40	117.98
20	B	802	CLA	CMD-C2D-C3D	-3.62	119.40	127.69
20	B	820	CLA	C1-C2-C3	-3.61	120.28	126.20
20	2	301	CLA	C4C-CHD-C1D	-3.61	115.69	125.98

Continued on next page...

Continued from previous page...

Mol	Chain	Res	Type	Atoms	Z	Observed(°)	Ideal(°)
20	B	811	CLA	CHD-C4C-NC	3.61	129.73	124.24
20	1	202	CLA	CED-O2D-CGD	3.61	124.10	115.92
23	A	842	PQN	C14-C13-C15	3.61	121.49	115.23
20	A	822	CLA	CHD-C4C-C3C	-3.61	119.52	124.77
20	A	837	CLA	C4A-NA-C1A	3.60	108.32	106.68
20	3	308	CLA	CHA-C4D-ND	3.60	129.93	124.84
20	B	810	CLA	CMD-C2D-C3D	-3.60	119.43	127.69
20	2	301	CLA	CHC-C1C-NC	3.60	129.62	124.33
20	4	314	CLA	C3D-C4D-CHA	-3.60	117.16	125.20
20	I	102	CLA	CMD-C2D-C3D	-3.60	119.44	127.69
21	G	101	LMU	C1B-C2B-C3B	-3.60	102.44	110.01
20	4	306	CLA	O2D-CGD-CBD	3.60	117.52	111.23
20	2	304	CLA	C3B-C2B-C1B	-3.59	103.21	106.29
20	3	309	CLA	C3D-C4D-ND	3.59	114.41	109.50
20	B	841	CLA	CMD-C2D-C3D	-3.59	119.45	127.69
20	3	302	CLA	CHA-C4D-ND	3.59	129.91	124.84
20	A	810	CLA	CHD-C4C-C3C	-3.59	119.54	124.77
20	B	825	CLA	O2A-CGA-CBA	3.58	122.75	111.83
20	L	203	CLA	C1-C2-C3	-3.58	120.33	126.20
20	4	304	CLA	CHC-C1C-C2C	-3.58	116.80	126.94
20	4	311	CLA	CHA-C4D-ND	3.58	129.90	124.84
20	2	312	CLA	CHC-C1C-NC	3.57	129.69	124.31
21	A	847	LMU	O5B-C1B-C2B	3.57	117.71	110.37
20	4	313	CLA	CMD-C2D-C3D	-3.57	119.50	127.69
21	C	101	LMU	C1B-C2B-C3B	3.57	117.52	110.01
22	J	102	BCR	C24-C23-C22	-3.57	120.96	126.23
20	A	840	CLA	C1-C2-C3	-3.56	120.36	126.20
20	2	307	CLA	CHC-C1C-C2C	-3.56	116.85	126.94
21	L	205	LMU	O5B-C5B-C4B	-3.56	103.28	109.70
20	2	307	CLA	C4A-NA-C1A	3.56	108.30	106.68
20	K	103	CLA	O2A-CGA-CBA	3.56	122.69	111.83
20	3	309	CLA	C4C-CHD-C1D	-3.56	115.84	125.98
20	2	312	CLA	CAA-C2A-C3A	-3.56	103.38	113.00
20	I	102	CLA	CHC-C1C-NC	3.56	129.67	124.31
20	L	204	CLA	CMD-C2D-C3D	-3.56	119.53	127.69
20	H	112	CLA	CMD-C2D-C3D	-3.55	119.54	127.69
20	A	827	CLA	C1-O2A-CGA	3.55	125.25	116.65
20	B	831	CLA	CHD-C4C-NC	3.55	129.74	124.23
20	3	302	CLA	C3D-C4D-CHA	-3.55	117.27	125.20
20	L	203	CLA	CHC-C1C-NC	3.55	129.66	124.31
20	3	308	CLA	C3D-C4D-CHA	-3.55	117.28	125.20
20	B	824	CLA	O2D-CGD-O1D	-3.55	116.94	123.85

Continued on next page...

Continued from previous page...

Mol	Chain	Res	Type	Atoms	Z	Observed(°)	Ideal(°)
22	I	101	BCR	C38-C26-C25	-3.54	120.62	124.46
20	A	827	CLA	CHD-C4C-C3C	-3.54	119.61	124.77
22	A	845	BCR	C16-C17-C18	-3.54	122.31	127.28
22	B	845	BCR	C8-C9-C10	3.54	124.58	119.01
20	A	839	CLA	O2A-CGA-CBA	3.54	122.63	111.83
20	A	801	CLA	CHD-C4C-NC	3.54	129.72	124.23
20	4	318	CLA	C4A-NA-C1A	3.54	108.29	106.68
21	2	313	LMU	O5'-C5'-C4'	-3.54	102.41	109.72
20	B	810	CLA	O2A-CGA-CBA	3.54	122.61	111.83
20	B	842	CLA	CMD-C2D-C3D	-3.53	119.58	127.69
22	B	844	BCR	C3-C4-C5	-3.53	107.75	114.06
20	2	306	CLA	C4C-CHD-C1D	-3.53	115.91	125.98
20	4	311	CLA	C3D-C4D-CHA	-3.53	117.31	125.20
20	3	315	CLA	C4A-NA-C1A	3.53	108.29	106.68
20	A	818	CLA	O2D-CGD-O1D	-3.53	116.98	123.85
20	F	207	CLA	CMD-C2D-C3D	-3.52	119.61	127.69
20	A	826	CLA	O2A-CGA-CBA	3.52	122.57	111.83
20	3	303	CLA	CBD-CHA-C1A	3.52	132.69	127.38
20	3	314	CLA	CHC-C1C-NC	3.52	129.61	124.31
20	F	201	CLA	C1-O2A-CGA	3.52	125.17	116.65
20	B	825	CLA	CHC-C1C-NC	3.52	129.61	124.31
20	4	314	CLA	C4A-NA-C1A	3.52	108.28	106.68
20	A	838	CLA	O2D-CGD-O1D	-3.52	117.00	123.85
20	A	815	CLA	CHD-C4C-C3C	-3.52	119.65	124.77
20	L	209	CLA	CHB-C4A-NA	3.52	129.47	124.40
22	I	103	BCR	C15-C14-C13	3.52	132.21	127.28
22	F	203	BCR	C33-C5-C6	-3.51	120.65	124.48
20	4	317	CLA	CAA-CBA-CGA	-3.51	103.23	113.21
20	A	816	CLA	C4-C3-C5	3.51	121.32	115.23
20	B	829	CLA	O2A-CGA-CBA	3.51	122.54	111.83
21	A	853	LMU	O1'-C1'-C2'	3.51	113.61	108.27
20	A	808	CLA	CHC-C1C-NC	3.51	129.60	124.31
20	1	215	CLA	CED-O2D-CGD	3.51	123.88	115.92
20	3	308	CLA	C2D-C3D-C4D	-3.51	103.09	107.35
22	L	211	BCR	C27-C26-C25	-3.50	117.97	122.70
20	B	811	CLA	CHA-C4D-ND	3.50	129.79	124.84
20	1	208	CLA	C4A-NA-C1A	3.50	108.28	106.68
20	B	833	CLA	C4A-NA-C1A	3.50	108.28	106.68
20	1	206	CLA	CMD-C2D-C3D	-3.50	119.67	127.69
20	A	823	CLA	C4-C3-C5	3.50	121.30	115.23
20	1	208	CLA	C2D-C3D-C4D	-3.50	103.10	107.35
20	A	809	CLA	O2A-CGA-CBA	3.50	122.49	111.83

Continued on next page...

Continued from previous page...

Mol	Chain	Res	Type	Atoms	Z	Observed(°)	Ideal(°)
20	1	212	CLA	C2D-C3D-C4D	-3.50	103.10	107.35
21	A	847	LMU	C3B-C4B-C5B	-3.50	103.89	110.23
20	2	309	CLA	C3D-C4D-CHA	-3.49	117.40	125.20
20	3	317	CLA	C2D-C3D-C4D	-3.49	103.11	107.35
20	B	821	CLA	C4A-NA-C1A	3.49	108.27	106.68
20	H	111	CLA	CAA-C2A-C3A	-3.48	103.58	113.00
20	B	825	CLA	CMD-C2D-C3D	-3.48	119.70	127.69
20	B	832	CLA	C4-C3-C5	3.48	121.27	115.23
20	B	829	CLA	CHC-C1C-NC	3.48	129.55	124.31
20	L	208	CLA	CHC-C1C-NC	3.48	129.55	124.31
20	A	809	CLA	CHD-C4C-NC	3.48	129.62	124.23
20	B	830	CLA	O2D-CGD-O1D	-3.48	117.08	123.85
20	A	821	CLA	CAA-C2A-C1A	3.47	119.83	112.14
20	4	304	CLA	CAC-C3C-C4C	3.47	129.31	124.79
20	A	816	CLA	C4A-NA-C1A	3.47	108.26	106.68
20	3	313	CLA	C2D-C3D-C4D	-3.47	103.13	107.35
20	A	832	CLA	CHD-C4C-C3C	-3.47	119.71	124.77
21	R	106	LMU	C1B-O5B-C5B	3.47	120.50	113.72
20	H	101	CLA	CMA-C3A-C2A	-3.47	100.57	113.98
20	B	850	CLA	O2A-CGA-CBA	3.47	122.41	111.83
20	B	808	CLA	O2A-CGA-CBA	3.47	122.41	111.83
21	G	101	LMU	C1-O1'-C1'	-3.47	107.76	113.68
20	1	204	CLA	CED-O2D-CGD	3.47	123.78	115.92
20	L	208	CLA	CED-O2D-CGD	3.47	123.78	115.92
20	3	310	CLA	C4A-NA-C1A	3.47	108.26	106.68
20	A	821	CLA	CHD-C4C-C3C	-3.47	119.72	124.77
20	2	304	CLA	C2D-C3D-C4D	-3.46	103.14	107.35
20	I	102	CLA	O2A-CGA-CBA	3.46	122.39	111.83
20	A	815	CLA	O2A-CGA-CBA	3.46	122.39	111.83
21	B	804	LMU	O1B-C4'-C3'	3.46	116.03	107.23
20	1	215	CLA	CMD-C2D-C3D	-3.46	119.76	127.69
20	B	839	CLA	C1D-ND-C4D	-3.46	103.89	106.31
20	3	316	CLA	CHA-C4D-ND	3.46	129.73	124.84
20	A	831	CLA	CAC-C3C-C4C	3.46	129.29	124.79
20	B	824	CLA	CMD-C2D-C3D	-3.45	119.77	127.69
20	1	213	CLA	CBA-CAA-C2A	-3.45	103.52	113.79
20	1	215	CLA	CHB-C4A-NA	3.45	129.38	124.40
21	B	805	LMU	O1B-C1B-C2B	3.45	116.58	108.09
20	1	212	CLA	C3D-C4D-CHA	-3.45	117.49	125.20
20	B	811	CLA	C4A-NA-C1A	3.45	108.25	106.68
20	4	305	CLA	CAC-C3C-C4C	3.45	129.27	124.79
20	A	802	CLA	C3D-C4D-ND	3.45	114.21	109.50

Continued on next page...

Continued from previous page...

Mol	Chain	Res	Type	Atoms	Z	Observed(°)	Ideal(°)
21	H	104	LMU	O1B-C1B-C2B	3.45	116.57	108.09
20	A	816	CLA	CHC-C1C-NC	3.45	129.50	124.31
21	A	853	LMU	C2'-C3'-C4'	3.44	117.49	109.68
20	A	808	CLA	CAA-C2A-C1A	-3.44	100.70	111.97
20	B	842	CLA	CHC-C1C-NC	3.44	129.49	124.31
20	B	842	CLA	C1B-C2B-C3B	-3.44	103.72	106.92
20	B	816	CLA	CHC-C1C-NC	3.44	129.49	124.31
20	A	838	CLA	O2A-CGA-CBA	3.44	122.32	111.83
20	4	313	CLA	CHC-C1C-NC	3.43	129.48	124.31
21	H	103	LMU	O1B-C4'-C5'	3.43	118.47	109.48
20	R	107	CLA	CED-O2D-CGD	3.43	123.69	115.92
20	F	206	CLA	CMA-C3A-C2A	-3.43	108.37	116.23
20	H	111	CLA	C1-C2-C3	3.43	131.81	126.20
20	3	304	CLA	C3D-C4D-CHA	-3.43	117.55	125.20
20	B	813	CLA	CHD-C4C-C3C	-3.43	119.78	124.77
20	A	839	CLA	CHC-C1C-C2C	-3.42	117.24	126.94
20	A	826	CLA	CHC-C1C-NC	3.42	129.47	124.31
20	4	309	CLA	C2D-C3D-C4D	-3.42	103.20	107.35
20	A	809	CLA	C4A-NA-C1A	3.42	108.24	106.68
20	B	820	CLA	C4A-NA-C1A	3.42	108.24	106.68
20	A	839	CLA	C1-O2A-CGA	3.42	124.92	116.65
20	3	309	CLA	CHB-C4A-NA	3.42	129.29	124.43
20	1	215	CLA	CHC-C1C-NC	3.42	129.46	124.31
20	4	312	CLA	C4A-NA-C1A	3.41	108.24	106.68
20	1	208	CLA	C3D-C4D-CHA	-3.41	117.58	125.20
20	1	203	CLA	O2D-CGD-O1D	-3.41	117.21	123.85
22	I	101	BCR	C38-C26-C27	3.41	120.87	113.60
20	A	839	CLA	O2D-CGD-O1D	-3.41	117.21	123.85
22	F	203	BCR	C16-C17-C18	-3.41	122.50	127.28
20	4	318	CLA	CHB-C4A-NA	3.41	129.32	124.40
20	B	831	CLA	C1-O2A-CGA	3.41	124.89	116.65
22	B	846	BCR	C24-C23-C22	-3.40	121.20	126.23
21	F	202	LMU	C1B-O5B-C5B	3.40	120.36	113.72
20	R	107	CLA	O2A-CGA-CBA	3.40	122.20	111.83
20	3	313	CLA	C3D-C4D-CHA	-3.40	117.61	125.20
20	B	802	CLA	CHB-C4A-NA	3.40	129.30	124.40
20	H	111	CLA	CMD-C2D-C3D	-3.40	119.90	127.69
20	3	315	CLA	C1-C2-C3	-3.39	120.64	126.20
20	B	809	CLA	C1-C2-C3	-3.39	120.64	126.20
20	A	807	CLA	CHC-C1C-NC	3.39	129.42	124.31
22	I	101	BCR	C37-C22-C21	-3.39	117.32	122.82
20	2	306	CLA	C3D-C4D-CHA	-3.39	117.62	125.20

Continued on next page...

Continued from previous page...

Mol	Chain	Res	Type	Atoms	Z	Observed(°)	Ideal(°)
21	G	101	LMU	C1'-C2'-C3'	-3.39	102.87	110.01
20	2	312	CLA	CAA-C2A-C1A	-3.39	100.86	111.97
20	2	307	CLA	CMD-C2D-C3D	-3.39	119.92	127.69
20	1	206	CLA	C4A-NA-C1A	3.39	108.22	106.68
21	R	105	LMU	C2'-C3'-C4'	3.39	117.37	109.68
21	R	104	LMU	O1B-C4'-C3'	3.39	115.84	107.23
21	K	105	LMU	C1B-C2B-C3B	3.39	117.14	110.01
22	B	847	BCR	C7-C8-C9	-3.38	121.23	126.23
20	A	851	CLA	O2D-CGD-O1D	-3.38	117.26	123.85
22	2	318	BCR	C15-C14-C13	-3.38	122.53	127.28
20	A	818	CLA	O2A-CGA-CBA	3.38	122.14	111.83
20	1	210	CLA	C1B-C2B-C3B	-3.38	103.78	106.92
22	B	844	BCR	C16-C17-C18	-3.38	122.54	127.28
20	L	202	CLA	C1-C2-C3	-3.38	120.66	126.20
20	3	306	CLA	CHA-C4D-ND	3.38	129.61	124.84
20	1	210	CLA	CBD-CHA-C1A	3.38	132.47	127.38
20	F	205	CLA	CMB-C2B-C3B	3.37	131.75	124.69
21	K	107	LMU	C1B-O1B-C4'	-3.37	109.98	117.98
20	4	318	CLA	CHD-C4C-NC	3.37	129.46	124.23
20	A	814	CLA	C3D-C4D-ND	3.37	114.11	109.50
20	A	818	CLA	C4A-NA-C1A	3.37	108.22	106.68
20	F	207	CLA	CHC-C1C-NC	3.37	129.39	124.31
20	B	832	CLA	O2D-CGD-O1D	-3.37	117.29	123.85
20	B	829	CLA	C1-C2-C3	-3.37	120.68	126.20
20	3	316	CLA	C4C-CHD-C1D	-3.37	116.39	125.98
21	B	805	LMU	C3B-C4B-C5B	-3.37	104.13	110.23
20	4	310	CLA	O2A-CGA-CBA	3.36	122.08	111.83
20	B	840	CLA	O2A-CGA-CBA	3.36	122.07	111.83
20	4	303	CLA	O2A-CGA-CBA	3.36	122.07	111.83
20	B	823	CLA	CHD-C4C-C3C	-3.36	119.88	124.77
22	I	103	BCR	C2-C1-C6	-3.36	105.56	110.44
20	3	318	CLA	CBD-CHA-C1A	3.36	132.44	127.38
21	A	853	LMU	C1B-C2B-C3B	3.35	117.07	110.01
20	L	210	CLA	CMD-C2D-C3D	-3.35	120.00	127.69
20	A	833	CLA	CHD-C4C-C3C	-3.35	119.89	124.77
20	3	305	CLA	CHA-C4D-ND	3.35	129.58	124.84
20	B	818	CLA	O2D-CGD-O1D	-3.35	117.33	123.85
20	4	305	CLA	O2D-CGD-O1D	-3.35	117.33	123.85
21	A	846	LMU	C1B-O5B-C5B	3.35	120.26	113.72
20	3	315	CLA	C4-C3-C5	3.35	121.04	115.23
21	R	102	LMU	C1B-C2B-C3B	3.35	117.05	110.01
20	A	838	CLA	CMD-C2D-C3D	-3.35	120.01	127.69

Continued on next page...

Continued from previous page...

Mol	Chain	Res	Type	Atoms	Z	Observed(°)	Ideal(°)
20	3	304	CLA	C2D-C3D-C4D	-3.35	103.28	107.35
20	3	313	CLA	CHA-C4D-ND	3.35	129.57	124.84
20	3	311	CLA	O2A-CGA-CBA	3.35	122.04	111.83
20	B	836	CLA	CAA-CBA-CGA	-3.35	103.71	113.21
21	R	104	LMU	O1B-C1B-C2B	3.35	116.32	108.09
20	K	103	CLA	CMA-C3A-C4A	-3.34	102.79	111.77
20	B	850	CLA	CHB-C4A-NA	3.34	129.22	124.40
20	B	850	CLA	CAA-C2A-C3A	-3.34	103.97	113.00
21	4	319	LMU	C1'-C2'-C3'	3.34	117.04	110.01
20	B	841	CLA	O2D-CGD-CBD	3.34	117.07	111.23
20	A	801	CLA	CHC-C1C-C2C	-3.34	117.48	126.94
20	A	824	CLA	CAC-C3C-C4C	3.34	129.13	124.79
21	K	105	LMU	O5B-C5B-C6B	3.33	114.70	106.44
20	4	313	CLA	CAA-C2A-C3A	-3.33	108.58	116.23
21	H	106	LMU	C1B-C2B-C3B	3.33	117.02	110.01
20	B	831	CLA	O2D-CGD-O1D	-3.33	117.36	123.85
20	R	108	CLA	C4A-NA-C1A	3.33	108.20	106.68
22	B	846	BCR	C28-C27-C26	-3.33	108.11	114.06
22	B	801	BCR	C33-C5-C6	-3.33	120.85	124.48
20	3	304	CLA	CHA-C4D-ND	3.33	129.54	124.84
20	B	822	CLA	CHB-C4A-NA	3.33	129.20	124.40
20	B	806	CLA	O2D-CGD-O1D	-3.32	117.38	123.85
20	A	827	CLA	O1D-CGD-CBD	-3.32	117.96	124.52
20	A	827	CLA	O2D-CGD-O1D	-3.32	117.38	123.85
20	L	204	CLA	CHC-C1C-NC	3.32	129.32	124.31
20	A	831	CLA	CMD-C2D-C3D	-3.32	120.08	127.69
20	1	212	CLA	CHA-C4D-ND	3.32	129.53	124.84
20	A	829	CLA	O2A-CGA-CBA	3.32	121.95	111.83
20	A	838	CLA	C4A-NA-C1A	3.31	108.19	106.68
20	4	308	CLA	C2D-C3D-C4D	-3.31	103.33	107.35
20	2	310	CLA	CHC-C1C-C2C	-3.31	117.57	126.94
22	A	844	BCR	C30-C25-C26	-3.31	118.11	122.64
22	F	203	BCR	C38-C26-C25	-3.31	120.88	124.48
20	B	829	CLA	CHB-C4A-NA	3.31	129.17	124.40
20	A	838	CLA	CAA-C2A-C3A	-3.31	104.07	113.00
20	1	203	CLA	C3D-C4D-ND	3.31	115.36	109.99
20	A	811	CLA	CHD-C4C-C3C	-3.30	119.95	124.77
20	2	308	CLA	CHA-C4D-ND	3.30	129.51	124.84
21	K	105	LMU	O5B-C5B-C4B	-3.30	103.75	109.70
20	4	308	CLA	C3D-C4D-CHA	-3.30	117.82	125.20
20	B	810	CLA	CHB-C4A-NA	3.30	129.17	124.40
21	H	106	LMU	O5B-C1B-C2B	3.30	117.15	110.37

Continued on next page...

Continued from previous page...

Mol	Chain	Res	Type	Atoms	Z	Observed(°)	Ideal(°)
20	1	214	CLA	CHA-C4D-ND	3.30	129.50	124.84
20	2	308	CLA	C3C-C4C-CHD	-3.30	116.67	125.23
20	1	208	CLA	CHA-C4D-ND	3.29	129.49	124.84
21	A	855	LMU	C3'-C4'-C5'	-3.29	103.64	110.93
20	1	203	CLA	C4A-NA-C1A	3.29	108.18	106.68
20	2	309	CLA	C2D-C3D-C4D	-3.29	103.35	107.35
20	A	810	CLA	C2A-C1A-CHA	-3.28	118.17	123.87
20	1	203	CLA	CAA-C2A-C1A	-3.28	101.22	111.97
20	F	205	CLA	C4B-C3B-C2B	3.28	109.97	106.92
20	2	311	CLA	CAA-C2A-C1A	3.28	122.73	111.97
20	B	806	CLA	CMB-C2B-C3B	3.28	131.24	124.68
20	4	314	CLA	C3B-C2B-C1B	-3.28	103.48	106.29
20	A	813	CLA	C1-C2-C3	-3.28	121.46	126.76
20	2	308	CLA	C3D-C4D-CHA	-3.28	117.88	125.20
20	A	836	CLA	CMD-C2D-C3D	-3.28	120.18	127.69
20	A	805	CLA	CHC-C1C-C2C	-3.28	117.67	126.94
20	B	842	CLA	CMA-C3A-C2A	-3.28	108.72	116.23
22	F	204	BCR	C3-C4-C5	-3.27	108.22	114.06
20	1	213	CLA	CMD-C2D-C3D	-3.27	120.18	127.69
20	A	839	CLA	CGD-CBD-CAD	-3.27	100.25	110.85
21	A	847	LMU	O1'-C1'-C2'	3.27	113.24	108.27
20	A	803	CLA	CHC-C1C-C2C	-3.27	117.68	126.94
20	A	832	CLA	C4A-NA-C1A	3.27	108.17	106.68
20	A	827	CLA	CMD-C2D-C3D	-3.27	120.19	127.69
20	A	832	CLA	CHB-C4A-NA	3.27	129.12	124.40
22	A	843	BCR	C24-C23-C22	-3.27	121.40	126.23
20	A	825	CLA	CMD-C2D-C3D	-3.27	120.20	127.69
20	B	803	CLA	C1-O2A-CGA	3.27	124.56	116.65
20	A	850	CLA	CMD-C2D-C3D	-3.26	120.20	127.69
20	K	103	CLA	CHD-C4C-C3C	-3.26	120.02	124.77
20	B	806	CLA	CED-O2D-CGD	3.26	123.31	115.92
20	3	309	CLA	C3D-C4D-CHA	-3.26	117.92	125.20
20	B	815	CLA	CHD-C4C-C3C	-3.26	120.02	124.77
20	B	839	CLA	C4A-NA-C1A	3.26	108.17	106.68
20	2	311	CLA	O2A-CGA-CBA	3.26	121.76	111.83
21	2	321	LMU	C3B-C4B-C5B	-3.26	104.33	110.23
21	2	320	LMU	O1'-C1'-C2'	3.25	113.21	108.27
20	B	819	CLA	O2D-CGD-O1D	-3.25	117.53	123.85
20	A	811	CLA	C1-C2-C3	-3.25	120.88	126.20
20	3	303	CLA	CHC-C1C-NC	3.24	129.20	124.31
20	A	841	CLA	C4C-CHD-C1D	-3.24	116.75	125.98
20	A	835	CLA	C1-C2-C3	-3.24	120.89	126.20

Continued on next page...

Continued from previous page...

Mol	Chain	Res	Type	Atoms	Z	Observed(°)	Ideal(°)
20	1	203	CLA	C1D-ND-C4D	-3.24	104.04	106.31
20	A	830	CLA	O2A-CGA-CBA	3.24	121.71	111.83
20	A	814	CLA	CHA-C4D-ND	3.24	129.42	124.84
21	R	105	LMU	C1B-O5B-C5B	3.24	120.04	113.72
20	B	812	CLA	C4A-NA-C1A	3.24	108.16	106.68
22	B	801	BCR	C1-C6-C7	3.24	124.43	115.65
20	B	809	CLA	O2A-CGA-CBA	3.23	121.70	111.83
20	B	802	CLA	O2D-CGD-O1D	-3.23	117.55	123.85
20	A	838	CLA	CHC-C1C-NC	3.23	129.18	124.31
23	B	843	PQN	C2M-C2-C3	-3.23	119.14	124.45
20	1	206	CLA	O2A-CGA-CBA	3.23	121.69	111.83
20	3	306	CLA	C3D-C4D-CHA	-3.23	117.98	125.20
20	J	101	CLA	C4A-NA-C1A	3.23	108.15	106.68
20	B	828	CLA	O1D-CGD-CBD	-3.23	118.15	124.52
20	B	814	CLA	C4A-NA-C1A	3.23	108.15	106.68
20	2	302	CLA	O2A-CGA-CBA	3.23	121.68	111.83
21	B	804	LMU	C2'-C3'-C4'	-3.23	102.35	109.68
20	A	824	CLA	O2D-CGD-O1D	-3.23	117.56	123.85
20	K	101	CLA	O2D-CGD-O1D	-3.23	117.57	123.85
20	R	107	CLA	C4-C3-C5	3.22	120.83	115.23
20	H	111	CLA	C6-C5-C3	-3.22	105.61	113.47
20	3	309	CLA	C1D-ND-C4D	-3.22	104.05	106.31
20	B	806	CLA	C4-C3-C5	3.22	120.82	115.23
20	H	102	CLA	O2A-CGA-CBA	3.22	121.65	111.83
20	1	213	CLA	CHC-C1C-C2C	-3.22	117.83	126.94
20	2	317	CLA	CHC-C1C-NC	3.22	129.16	124.31
20	2	304	CLA	C3D-C4D-CHA	-3.22	118.02	125.20
20	A	828	CLA	O2D-CGD-O1D	-3.22	117.59	123.85
21	H	104	LMU	O2B-C2B-C1B	3.22	117.74	110.08
21	C	101	LMU	C4B-C3B-C2B	3.22	116.47	110.83
20	B	808	CLA	C4A-NA-C1A	3.22	108.15	106.68
20	2	307	CLA	C1-O2A-CGA	3.22	124.43	116.65
20	4	305	CLA	CMD-C2D-C3D	-3.21	120.32	127.69
20	K	104	CLA	CHD-C4C-C3C	-3.21	120.09	124.77
20	J	103	CLA	CHC-C1C-C2C	-3.21	117.84	126.94
20	2	306	CLA	C4A-NA-C1A	3.21	108.14	106.68
21	1	216	LMU	O1'-C1'-C2'	3.21	113.15	108.27
20	H	101	CLA	O2A-CGA-CBA	3.20	121.61	111.83
21	4	319	LMU	C2'-C3'-C4'	3.20	116.95	109.68
22	B	846	BCR	C15-C14-C13	-3.20	122.78	127.28
21	4	319	LMU	O2'-C2'-C3'	-3.20	102.83	110.38
20	2	310	CLA	C1-C2-C3	-3.20	121.58	126.76

Continued on next page...

Continued from previous page...

Mol	Chain	Res	Type	Atoms	Z	Observed(°)	Ideal(°)
20	A	831	CLA	O2A-CGA-CBA	3.20	121.59	111.83
20	A	813	CLA	CHB-C4A-NA	3.20	129.02	124.40
20	A	809	CLA	CAC-C3C-C4C	3.20	128.95	124.79
20	2	303	CLA	CHB-C4A-NA	3.20	129.01	124.40
20	A	806	CLA	O2D-CGD-O1D	-3.19	117.64	123.85
20	4	303	CLA	CHC-C1C-C2C	-3.19	117.90	126.94
20	L	208	CLA	CMD-C2D-C3D	-3.19	120.37	127.69
20	4	311	CLA	C2D-C3D-C4D	-3.19	103.47	107.35
20	4	318	CLA	CHC-C1C-C2C	-3.19	117.91	126.94
20	A	816	CLA	O2A-CGA-CBA	3.18	121.55	111.83
20	L	209	CLA	C4A-NA-C1A	3.18	108.13	106.68
21	A	853	LMU	C1'-O5'-C5'	-3.18	107.50	113.72
21	A	847	LMU	C1B-O5B-C5B	3.18	119.93	113.72
20	3	311	CLA	O2D-CGD-O1D	-3.18	117.66	123.85
20	A	850	CLA	CHB-C4A-NA	3.18	128.99	124.40
20	4	318	CLA	CBA-CAA-C2A	-3.18	104.33	113.79
20	3	308	CLA	CHB-C4A-NA	3.18	128.95	124.43
20	A	820	CLA	O2D-CGD-O1D	-3.18	117.66	123.85
20	B	837	CLA	C1-O2A-CGA	3.18	124.34	116.65
20	A	801	CLA	CED-O2D-CGD	3.18	123.12	115.92
20	4	301	CLA	C4A-NA-C1A	3.18	108.13	106.68
21	H	106	LMU	C1'-C2'-C3'	3.18	116.69	110.01
20	A	829	CLA	O2D-CGD-O1D	-3.17	117.67	123.85
20	A	821	CLA	CHC-C1C-C2C	-3.17	117.95	126.94
20	B	809	CLA	CHD-C4C-C3C	-3.17	120.15	124.77
20	L	201	CLA	O2A-CGA-CBA	3.17	121.51	111.83
20	B	825	CLA	CHB-C4A-NA	3.17	128.98	124.40
20	B	818	CLA	O2A-CGA-CBA	3.16	121.48	111.83
22	2	318	BCR	C23-C24-C25	-3.16	118.55	127.00
21	G	101	LMU	O5B-C5B-C4B	-3.16	104.00	109.70
20	2	311	CLA	CHB-C4A-NA	3.16	128.96	124.40
20	B	831	CLA	CED-O2D-CGD	3.16	123.08	115.92
20	4	306	CLA	CMB-C2B-C3B	3.16	131.00	124.68
20	B	818	CLA	C1-C2-C3	-3.16	121.02	126.20
21	4	321	LMU	C1B-O5B-C5B	-3.16	107.55	113.72
20	A	815	CLA	O2D-CGD-O1D	-3.16	117.70	123.85
20	B	818	CLA	C4A-NA-C1A	3.16	108.12	106.68
20	B	820	CLA	O1D-CGD-CBD	-3.16	118.29	124.52
20	4	304	CLA	CHB-C4A-NA	3.15	128.95	124.40
20	B	811	CLA	C4C-CHD-C1D	-3.15	117.00	125.98
20	A	837	CLA	CAA-C2A-C1A	-3.15	101.64	111.97
20	2	306	CLA	C1C-NC-C4C	-3.15	105.24	106.68

Continued on next page...

Continued from previous page...

Mol	Chain	Res	Type	Atoms	Z	Observed(°)	Ideal(°)
20	B	827	CLA	C1-C2-C3	-3.15	121.03	126.20
20	A	832	CLA	C1-C2-C3	-3.15	121.67	126.76
20	B	829	CLA	CMD-C2D-C3D	-3.15	120.47	127.69
20	2	311	CLA	CMD-C2D-C3D	-3.15	120.47	127.69
20	3	310	CLA	CMD-C2D-C3D	-3.15	120.47	127.69
20	B	809	CLA	CHC-C1C-C2C	-3.15	118.03	126.94
20	B	808	CLA	C6-C5-C3	-3.14	105.81	113.47
21	B	805	LMU	O3'-C3'-C2'	-3.14	102.97	110.38
20	B	802	CLA	C5-C3-C2	-3.14	114.12	121.17
20	B	808	CLA	CGD-CBD-CAD	-3.14	100.69	110.85
21	A	846	LMU	C2'-C3'-C4'	3.14	116.80	109.68
20	A	841	CLA	C3D-C4D-ND	3.14	113.78	109.50
20	J	103	CLA	CMD-C2D-C3D	-3.13	120.50	127.69
20	4	317	CLA	CHC-C1C-C2C	-3.13	118.06	126.94
20	1	206	CLA	C4-C3-C5	3.13	120.67	115.23
21	E	101	LMU	O5B-C5B-C6B	3.13	114.20	106.44
20	4	315	CLA	O1D-CGD-CBD	-3.13	118.35	124.52
20	A	812	CLA	C4A-NA-C1A	3.13	108.11	106.68
20	1	201	CLA	O2D-CGD-O1D	-3.13	117.76	123.85
22	A	845	BCR	C7-C8-C9	-3.13	121.61	126.23
20	L	204	CLA	O2D-CGD-O1D	-3.13	117.76	123.85
20	F	206	CLA	CHC-C1C-NC	3.13	129.02	124.31
21	H	105	LMU	C3B-C4B-C5B	-3.12	104.57	110.23
20	1	202	CLA	CHC-C1C-C2C	-3.12	118.09	126.94
20	B	820	CLA	CHC-C1C-NC	3.12	129.01	124.31
22	B	801	BCR	C37-C22-C23	3.12	122.86	118.09
20	4	307	CLA	C4C-CHD-C1D	-3.12	117.08	125.98
20	H	112	CLA	CHD-C4C-C3C	-3.12	120.22	124.77
22	A	843	BCR	C33-C5-C4	3.12	120.25	113.60
20	A	833	CLA	CHC-C1C-C2C	-3.12	118.11	126.94
20	B	824	CLA	CBA-CAA-C2A	3.12	123.07	113.79
20	B	830	CLA	C2A-C1A-CHA	-3.12	118.46	123.87
20	1	209	CLA	CHC-C1C-NC	3.12	128.91	124.33
20	4	314	CLA	C2D-C3D-C4D	-3.12	103.56	107.35
20	3	307	CLA	C3D-C4D-ND	3.11	115.05	109.99
20	3	307	CLA	O2D-CGD-O1D	-3.11	117.79	123.85
20	3	310	CLA	O2D-CGD-O1D	-3.11	117.79	123.85
21	2	321	LMU	O1B-C1B-C2B	3.11	115.75	108.09
22	I	101	BCR	C27-C26-C25	-3.11	118.51	122.68
20	A	836	CLA	C4D-C3D-CAD	3.11	111.48	108.11
21	R	101	LMU	O1'-C1'-C2'	3.11	113.00	108.27
20	1	214	CLA	C3D-C4D-ND	3.11	113.74	109.50

Continued on next page...

Continued from previous page...

Mol	Chain	Res	Type	Atoms	Z	Observed(°)	Ideal(°)
20	4	301	CLA	C1-C2-C3	-3.10	121.11	126.20
20	2	306	CLA	C2C-C1C-CHC	-3.10	117.71	125.84
20	A	831	CLA	CAA-C2A-C3A	-3.10	104.61	113.00
20	G	105	CLA	CHB-C4A-NA	3.10	128.88	124.40
20	B	810	CLA	CHD-C4C-C3C	-3.10	120.25	124.77
20	2	307	CLA	C4-C3-C5	3.10	120.61	115.23
20	4	304	CLA	C4-C3-C5	3.10	120.61	115.23
22	B	801	BCR	C33-C5-C4	3.10	120.20	113.60
20	4	304	CLA	O2D-CGD-O1D	-3.10	117.82	123.85
20	4	308	CLA	CHA-C4D-ND	3.09	129.21	124.84
20	H	111	CLA	CHC-C1C-C2C	-3.09	118.18	126.94
21	4	321	LMU	O2B-C2B-C3B	-3.09	103.08	110.38
20	L	210	CLA	CHC-C1C-NC	3.09	128.97	124.31
22	A	844	BCR	C33-C5-C4	3.09	120.18	113.60
20	3	302	CLA	C2D-C3D-C4D	-3.09	103.60	107.35
20	1	201	CLA	CAA-C2A-C3A	-3.09	104.66	113.00
20	A	815	CLA	CAA-C2A-C3A	-3.09	104.66	113.00
20	A	831	CLA	CHC-C1C-C2C	-3.08	118.20	126.94
20	A	808	CLA	O2D-CGD-O1D	-3.08	117.85	123.85
20	2	302	CLA	C1B-CHB-C4A	-3.08	124.16	130.04
20	2	311	CLA	CGD-CBD-CAD	-3.08	100.87	110.85
20	H	101	CLA	C1-O2A-CGA	3.08	124.11	116.65
20	B	813	CLA	CHC-C1C-C2C	-3.08	118.22	126.94
22	B	844	BCR	C11-C10-C9	-3.08	122.96	127.28
20	H	101	CLA	CAA-C2A-C3A	-3.08	104.68	113.00
20	H	112	CLA	O2D-CGD-O1D	-3.08	117.86	123.85
20	A	824	CLA	O2A-CGA-CBA	3.08	121.22	111.83
21	E	101	LMU	O4'-C4B-C5B	3.08	116.90	109.32
20	3	310	CLA	CMB-C2B-C3B	3.08	130.83	124.68
20	K	103	CLA	O2D-CGD-O1D	-3.07	117.86	123.85
20	A	849	CLA	CHC-C1C-NC	3.07	128.94	124.31
20	3	306	CLA	C2D-C3D-C4D	-3.07	103.62	107.35
21	2	313	LMU	O1B-C4'-C5'	3.07	117.53	109.48
20	L	209	CLA	CGD-CBD-CAD	-3.07	100.91	110.85
20	F	205	CLA	CHB-C4A-NA	3.07	128.83	124.40
20	A	841	CLA	CHA-C4D-ND	3.07	129.17	124.84
20	A	805	CLA	C4-C3-C5	3.06	120.55	115.23
20	3	310	CLA	C4-C3-C5	3.06	120.55	115.23
22	J	102	BCR	C38-C26-C25	-3.06	121.14	124.48
22	B	847	BCR	C11-C12-C13	-3.06	117.97	126.36
20	B	822	CLA	O1D-CGD-CBD	-3.06	118.49	124.52
20	F	205	CLA	CBD-CHA-C1A	3.06	131.99	127.38

Continued on next page...

Continued from previous page...

Mol	Chain	Res	Type	Atoms	Z	Observed(°)	Ideal(°)
20	4	306	CLA	O2A-CGA-O1A	-3.06	115.98	123.63
20	A	840	CLA	CED-O2D-CGD	3.05	122.84	115.92
21	B	849	LMU	O1'-C1'-C2'	3.05	112.91	108.27
22	J	102	BCR	C16-C17-C18	-3.05	123.00	127.28
22	F	204	BCR	C33-C5-C6	-3.05	121.15	124.48
20	2	308	CLA	CHB-C4A-NA	3.05	128.77	124.43
20	3	318	CLA	C4A-NA-C1A	3.05	108.07	106.68
20	A	824	CLA	C4A-NA-C1A	3.05	108.07	106.68
20	3	310	CLA	O1D-CGD-CBD	-3.05	118.50	124.52
20	L	202	CLA	O2D-CGD-O1D	-3.05	117.92	123.85
20	B	816	CLA	CMD-C2D-C3D	-3.04	120.71	127.69
20	2	303	CLA	O2A-CGA-CBA	3.04	121.11	111.83
20	B	812	CLA	CBA-CAA-C2A	-3.04	104.74	113.79
20	L	204	CLA	O2A-CGA-CBA	3.04	121.11	111.83
20	2	312	CLA	O2D-CGD-O1D	-3.04	117.93	123.85
20	3	304	CLA	C2C-C1C-CHC	-3.04	117.88	125.84
21	4	319	LMU	O1B-C4'-C5'	-3.04	101.50	109.48
20	2	302	CLA	CHB-C4A-NA	3.04	128.78	124.40
22	B	846	BCR	C38-C26-C25	-3.04	121.17	124.48
20	2	312	CLA	C4A-NA-C1A	3.04	108.06	106.68
20	A	805	CLA	CED-O2D-CGD	3.04	122.80	115.92
20	4	303	CLA	C1-C2-C3	-3.04	121.22	126.20
20	K	103	CLA	O2A-CGA-O1A	-3.03	116.04	123.63
20	B	813	CLA	C4-C3-C2	-3.03	115.84	123.63
21	B	804	LMU	O5'-C1'-C2'	3.03	116.60	110.37
20	B	830	CLA	CHC-C1C-C2C	-3.03	118.35	126.94
20	4	310	CLA	CHC-C1C-C2C	-3.03	118.36	126.94
20	F	205	CLA	C4A-NA-C1A	3.03	108.06	106.68
20	3	317	CLA	CHB-C4A-NA	3.03	128.74	124.43
20	1	213	CLA	C4D-C3D-CAD	3.03	111.40	108.11
20	1	201	CLA	CBA-CAA-C2A	-3.03	104.78	113.79
20	A	808	CLA	C6-C5-C3	-3.03	106.09	113.47
20	K	103	CLA	CHC-C1C-C2C	-3.03	118.36	126.94
21	R	103	LMU	O1'-C1'-C2'	3.03	112.87	108.27
20	3	314	CLA	O2A-CGA-CBA	3.03	121.07	111.83
20	B	840	CLA	CMB-C2B-C3B	3.03	130.73	124.68
20	A	811	CLA	CHC-C1C-C2C	-3.02	118.38	126.94
20	A	837	CLA	CHC-C1C-C2C	-3.02	118.38	126.94
22	A	843	BCR	C23-C24-C25	-3.02	118.92	127.00
22	A	845	BCR	C40-C30-C25	-3.02	105.50	110.24
20	A	825	CLA	O2D-CGD-O1D	-3.02	117.97	123.85
20	B	803	CLA	C4A-NA-C1A	3.02	108.06	106.68

Continued on next page...

Continued from previous page...

Mol	Chain	Res	Type	Atoms	Z	Observed(°)	Ideal(°)
20	3	316	CLA	C3D-C4D-ND	3.02	113.62	109.50
20	A	802	CLA	CHB-C4A-NA	3.02	128.72	124.43
20	2	312	CLA	CHB-C4A-NA	3.02	128.75	124.40
20	A	814	CLA	C4C-CHD-C1D	-3.02	117.39	125.98
20	2	312	CLA	CMD-C2D-C3D	-3.02	120.77	127.69
21	L	205	LMU	C1B-O5B-C5B	-3.01	107.83	113.72
20	A	817	CLA	C1-O2A-CGA	3.01	123.95	116.65
20	K	102	CLA	O2A-CGA-CBA	3.01	121.02	111.83
20	2	303	CLA	O2D-CGD-O1D	-3.01	117.99	123.85
20	4	310	CLA	C1D-ND-C4D	-3.01	104.20	106.31
21	B	804	LMU	O5B-C5B-C4B	3.01	115.12	109.70
21	A	847	LMU	C2'-C3'-C4'	3.01	116.51	109.68
21	H	103	LMU	O5'-C1'-C2'	3.01	116.55	110.37
20	3	307	CLA	C4A-NA-C1A	3.01	108.05	106.68
20	4	304	CLA	O2A-CGA-CBA	3.01	121.00	111.83
20	3	311	CLA	O2A-CGA-O1A	-3.01	116.11	123.63
20	A	835	CLA	O2A-CGA-CBA	3.01	121.00	111.83
25	B	848	LMG	O8-C28-C29	3.00	121.00	111.83
20	3	311	CLA	C4-C3-C5	3.00	120.44	115.23
22	F	204	BCR	C15-C16-C17	-3.00	117.37	123.52
20	L	201	CLA	C1-O2A-CGA	3.00	123.92	116.65
20	A	804	CLA	O2D-CGD-O1D	-3.00	118.00	123.85
20	4	306	CLA	CHB-C4A-NA	3.00	128.73	124.40
20	A	801	CLA	C1B-C2B-C3B	-3.00	104.13	106.92
20	2	310	CLA	O2A-CGA-CBA	3.00	120.99	111.83
20	A	851	CLA	CHB-C4A-NA	3.00	128.73	124.40
20	A	829	CLA	CHC-C1C-C2C	-3.00	118.45	126.94
20	4	301	CLA	C4-C3-C5	3.00	120.43	115.23
20	B	850	CLA	CMD-C2D-C3D	-3.00	120.81	127.69
21	K	107	LMU	C4B-C3B-C2B	-3.00	105.57	110.83
20	A	805	CLA	C1-O2A-CGA	3.00	123.90	116.65
20	B	821	CLA	O2A-CGA-CBA	3.00	120.97	111.83
20	B	813	CLA	CAC-C3C-C4C	2.99	128.69	124.79
21	2	320	LMU	C2'-C3'-C4'	2.99	116.48	109.68
20	1	204	CLA	CHC-C1C-C2C	-2.99	118.46	126.94
20	A	808	CLA	CHB-C4A-NA	2.99	128.71	124.40
20	1	213	CLA	O2D-CGD-O1D	-2.99	118.03	123.85
20	A	828	CLA	C4-C3-C5	2.99	120.41	115.23
20	A	806	CLA	C1-C2-C3	-2.99	121.30	126.20
20	B	824	CLA	C3D-C4D-ND	2.99	114.84	109.99
22	B	845	BCR	C37-C22-C21	-2.99	117.98	122.82
20	B	822	CLA	C4A-NA-C1A	2.99	108.04	106.68

Continued on next page...

Continued from previous page...

Mol	Chain	Res	Type	Atoms	Z	Observed(°)	Ideal(°)
20	2	312	CLA	CBA-CAA-C2A	-2.98	104.91	113.79
20	2	317	CLA	CHB-C4A-NA	2.98	128.71	124.40
20	A	828	CLA	C1-C2-C3	-2.98	121.31	126.20
20	B	810	CLA	CHC-C1C-C2C	-2.98	118.50	126.94
20	A	811	CLA	C11-C12-C13	-2.98	106.06	115.97
20	4	315	CLA	CMD-C2D-C3D	-2.98	120.86	127.69
20	A	811	CLA	CHB-C4A-NA	2.98	128.70	124.40
20	A	833	CLA	CHB-C4A-NA	2.97	128.69	124.40
20	F	201	CLA	CHC-C1C-C2C	-2.97	118.52	126.94
20	K	102	CLA	CHC-C1C-C2C	-2.97	118.52	126.94
20	B	824	CLA	CHC-C1C-NC	2.97	128.79	124.31
20	4	315	CLA	CGD-CBD-CAD	-2.97	101.23	110.85
20	L	208	CLA	O2D-CGD-O1D	-2.97	118.07	123.85
20	A	818	CLA	C6-C7-C8	-2.97	106.09	115.97
20	L	210	CLA	C4D-CHA-C1A	2.97	124.78	121.24
20	R	107	CLA	C4A-NA-C1A	2.97	108.03	106.68
20	2	304	CLA	C3C-C4C-CHD	-2.97	117.53	125.23
20	A	822	CLA	C1-C2-C3	-2.97	121.96	126.76
22	I	103	BCR	C30-C25-C24	2.97	123.69	115.65
20	I	102	CLA	C4A-NA-C1A	2.96	108.03	106.68
20	2	307	CLA	C2A-C1A-CHA	-2.96	118.73	123.87
21	2	320	LMU	C1'-C2'-C3'	2.96	116.24	110.01
20	A	802	CLA	CHA-C4D-ND	2.96	129.02	124.84
20	A	840	CLA	CHB-C4A-NA	2.96	128.67	124.40
20	A	804	CLA	O2A-CGA-O1A	-2.96	116.23	123.63
20	B	850	CLA	CBA-CAA-C2A	-2.96	104.99	113.79
20	B	833	CLA	O1D-CGD-CBD	-2.96	118.69	124.52
20	L	201	CLA	O2D-CGD-O1D	-2.96	118.09	123.85
20	A	806	CLA	CMB-C2B-C3B	2.96	130.59	124.68
22	F	204	BCR	C2-C1-C6	2.96	114.73	110.44
20	A	816	CLA	CHB-C4A-NA	2.96	128.67	124.40
20	A	849	CLA	CHB-C4A-NA	2.96	128.67	124.40
20	K	102	CLA	C4A-NA-C1A	2.95	108.03	106.68
20	B	830	CLA	CMA-C3A-C2A	-2.95	102.56	113.98
21	R	102	LMU	C1-O1'-C1'	-2.95	108.64	113.68
20	A	830	CLA	CHC-C1C-C2C	-2.95	118.58	126.94
20	B	823	CLA	C4-C3-C5	2.95	120.35	115.23
20	F	207	CLA	C4A-NA-C1A	2.95	108.03	106.68
20	A	831	CLA	O2D-CGD-O1D	-2.95	118.11	123.85
20	R	107	CLA	O2A-CGA-O1A	-2.95	116.25	123.63
20	A	801	CLA	CAC-C3C-C4C	2.95	128.63	124.79
20	B	831	CLA	CHD-C4C-C3C	-2.95	120.47	124.77

Continued on next page...

Continued from previous page...

Mol	Chain	Res	Type	Atoms	Z	Observed(°)	Ideal(°)
20	A	838	CLA	CHB-C4A-NA	2.95	128.66	124.40
20	1	211	CLA	CAA-C2A-C1A	-2.95	102.32	111.97
20	B	807	CLA	C4A-NA-C1A	2.95	108.02	106.68
20	A	816	CLA	O2A-CGA-O1A	-2.95	116.26	123.63
21	E	101	LMU	C3B-C4B-C5B	-2.94	104.89	110.23
20	F	207	CLA	CHB-C4A-NA	2.94	128.65	124.40
20	1	207	CLA	O2A-CGA-CBA	2.94	120.81	111.83
21	A	854	LMU	O1'-C1'-C2'	2.94	112.74	108.27
20	A	829	CLA	CHD-C4C-C3C	-2.94	120.48	124.77
21	R	105	LMU	C1'-C2'-C3'	2.94	116.19	110.01
20	A	809	CLA	O2D-CGD-O1D	-2.94	118.13	123.85
21	K	106	LMU	O1B-C1B-C2B	2.94	115.31	108.09
20	3	311	CLA	C4A-NA-C1A	2.93	108.02	106.68
20	A	810	CLA	CMA-C3A-C2A	-2.93	102.64	113.98
22	I	101	BCR	C10-C11-C12	-2.93	114.70	123.20
20	2	315	CLA	CBC-CAC-C3C	-2.93	104.47	112.42
20	B	803	CLA	CHC-C1C-C2C	-2.93	118.64	126.94
20	B	841	CLA	CHC-C1C-C2C	-2.93	118.64	126.94
20	B	807	CLA	CHB-C4A-NA	2.93	128.63	124.40
20	A	836	CLA	O2A-CGA-CBA	2.93	120.76	111.83
21	R	105	LMU	O5'-C5'-C6'	2.93	113.69	106.44
20	H	101	CLA	CHC-C1C-C2C	-2.93	118.65	126.94
20	A	818	CLA	O2A-CGA-O1A	-2.93	116.31	123.63
20	2	311	CLA	CHC-C1C-C2C	-2.92	118.66	126.94
21	4	319	LMU	O1B-C4'-C3'	-2.92	99.80	107.23
22	2	318	BCR	C35-C13-C12	2.92	122.56	118.09
20	B	810	CLA	CAA-C2A-C3A	-2.92	105.10	113.00
20	1	213	CLA	CGD-CBD-CAD	-2.92	101.39	110.85
20	J	101	CLA	O2A-CGA-CBA	2.92	120.74	111.83
20	3	315	CLA	C4D-CHA-C1A	2.92	124.73	121.24
20	B	833	CLA	CHC-C1C-C2C	-2.92	118.67	126.94
21	R	103	LMU	C1B-O1B-C4'	2.92	124.90	117.98
20	A	801	CLA	C2A-C3A-C4A	-2.92	97.16	101.87
20	2	303	CLA	O1D-CGD-CBD	-2.92	118.77	124.52
20	H	102	CLA	C1-O2A-CGA	2.92	123.71	116.65
20	A	814	CLA	C1D-ND-C4D	-2.92	104.27	106.31
20	2	317	CLA	C4A-NA-C1A	2.92	108.01	106.68
20	3	305	CLA	C2C-C1C-CHC	-2.91	118.20	125.84
20	K	103	CLA	CMB-C2B-C3B	2.91	130.50	124.68
21	E	101	LMU	O1B-C1B-O5B	2.91	118.36	110.69
20	4	318	CLA	O2D-CGD-O1D	-2.91	118.18	123.85
22	F	203	BCR	C1-C6-C5	-2.91	118.66	122.64

Continued on next page...

Continued from previous page...

Mol	Chain	Res	Type	Atoms	Z	Observed(°)	Ideal(°)
21	2	320	LMU	C6B-C5B-C4B	2.91	120.17	113.02
20	1	206	CLA	C1-O2A-CGA	2.91	123.69	116.65
20	3	310	CLA	CHC-C1C-NC	2.91	128.69	124.31
20	4	313	CLA	CHB-C4A-NA	2.91	128.59	124.40
20	B	838	CLA	C4A-NA-C1A	2.90	108.00	106.68
21	H	105	LMU	C3'-C4'-C5'	2.90	117.37	110.93
20	B	820	CLA	O2A-CGA-CBA	2.90	120.69	111.83
21	L	205	LMU	O5B-C5B-C6B	2.90	113.64	106.44
20	3	314	CLA	CED-O2D-CGD	2.90	122.50	115.92
20	B	802	CLA	C1-O2A-CGA	2.90	123.67	116.65
20	A	813	CLA	CHC-C1C-C2C	-2.90	118.72	126.94
20	3	315	CLA	CHB-C4A-NA	2.90	128.59	124.40
20	A	832	CLA	CHC-C1C-C2C	-2.90	118.73	126.94
22	A	845	BCR	C33-C5-C4	2.90	119.78	113.60
20	A	851	CLA	O2A-CGA-CBA	2.90	120.67	111.83
21	4	319	LMU	C3'-C4'-C5'	2.90	117.36	110.93
20	A	812	CLA	O2A-CGA-CBA	2.90	120.67	111.83
20	L	204	CLA	C1D-ND-C4D	-2.90	104.28	106.31
20	2	308	CLA	C2D-C3D-C4D	-2.90	103.83	107.35
20	L	209	CLA	O2A-CGA-CBA	2.90	120.67	111.83
20	4	306	CLA	CHC-C1C-C2C	-2.90	118.73	126.94
20	2	315	CLA	CHB-C4A-NA	2.90	128.58	124.40
20	A	830	CLA	C4A-NA-C1A	2.90	108.00	106.68
20	A	822	CLA	CHB-C4A-NA	2.89	128.58	124.40
20	B	816	CLA	O2A-CGA-CBA	2.89	120.66	111.83
22	I	101	BCR	C28-C27-C26	-2.89	108.89	114.06
22	F	203	BCR	C23-C24-C25	-2.89	119.27	127.00
20	A	834	CLA	O2D-CGD-O1D	-2.89	118.22	123.85
20	2	309	CLA	C1C-NC-C4C	-2.89	105.36	106.68
20	2	302	CLA	C1-C2-C3	-2.89	121.46	126.20
20	B	811	CLA	C3D-C4D-ND	2.89	113.45	109.50
20	F	206	CLA	CAA-C2A-C3A	-2.89	109.61	116.23
20	L	209	CLA	CHC-C1C-C2C	-2.89	118.76	126.94
21	K	106	LMU	C4B-C3B-C2B	-2.89	105.76	110.83
20	4	313	CLA	CMA-C3A-C2A	-2.89	109.61	116.23
20	A	826	CLA	CHB-C4A-NA	2.89	128.56	124.40
20	2	306	CLA	C2D-C3D-C4D	-2.88	103.84	107.35
20	B	838	CLA	CHC-C1C-C2C	-2.88	118.77	126.94
20	B	836	CLA	CMB-C2B-C3B	2.88	130.44	124.68
20	3	316	CLA	CHB-C4A-NA	2.88	128.53	124.43
20	A	851	CLA	C1-C2-C3	2.88	130.92	126.20
20	K	104	CLA	C4-C3-C2	-2.88	116.23	123.63

Continued on next page...

Continued from previous page...

Mol	Chain	Res	Type	Atoms	Z	Observed(°)	Ideal(°)
20	4	317	CLA	O2D-CGD-CBD	2.88	116.27	111.23
21	R	101	LMU	O5'-C1'-O1'	2.88	116.85	110.04
20	K	103	CLA	C1-C2-C3	-2.88	122.10	126.76
20	1	210	CLA	C4A-NA-C1A	2.88	107.99	106.68
20	1	214	CLA	CHB-C4A-NA	2.88	128.52	124.43
20	B	836	CLA	CAC-C3C-C4C	2.88	128.53	124.79
20	A	823	CLA	O2A-CGA-CBA	2.88	120.61	111.83
20	A	811	CLA	CMB-C2B-C1B	2.88	132.67	128.46
20	H	101	CLA	C4A-NA-C1A	2.88	107.99	106.68
20	B	823	CLA	CED-O2D-CGD	2.87	122.44	115.92
20	4	305	CLA	O2A-CGA-O1A	-2.87	116.44	123.63
20	F	207	CLA	CMA-C3A-C2A	2.87	125.10	113.98
20	H	112	CLA	O2A-CGA-CBA	2.87	120.59	111.83
22	G	104	BCR	C38-C26-C25	-2.87	121.35	124.48
20	B	823	CLA	CHC-C1C-C2C	-2.87	118.81	126.94
21	R	102	LMU	O5B-C1B-C2B	2.87	116.27	110.37
20	2	304	CLA	C3D-C4D-ND	2.87	113.42	109.50
20	3	307	CLA	C3C-C4C-NC	-2.87	106.76	110.43
20	H	111	CLA	CMA-C3A-C4A	-2.87	104.07	111.77
20	B	826	CLA	CAC-C3C-C4C	2.87	128.52	124.79
20	A	849	CLA	C4A-NA-C1A	2.86	107.99	106.68
20	4	318	CLA	O2A-CGA-CBA	2.86	120.56	111.83
20	B	815	CLA	CHC-C1C-C2C	-2.86	118.84	126.94
20	J	103	CLA	C4-C3-C5	2.86	120.19	115.23
21	A	846	LMU	O5'-C5'-C4'	2.86	115.63	109.72
20	4	301	CLA	O2A-CGA-CBA	2.86	120.55	111.83
20	4	307	CLA	C3D-C4D-ND	2.86	113.41	109.50
20	B	834	CLA	C4A-NA-C1A	2.86	107.98	106.68
22	G	104	BCR	C33-C5-C4	2.85	119.68	113.60
20	A	835	CLA	CHC-C1C-C2C	-2.85	118.86	126.94
20	B	816	CLA	O2D-CGD-O1D	-2.85	118.29	123.85
20	1	207	CLA	C1D-ND-C4D	-2.85	104.31	106.31
20	A	827	CLA	CHC-C1C-C2C	-2.85	118.86	126.94
21	A	853	LMU	C4B-C3B-C2B	2.85	115.84	110.83
20	A	849	CLA	CAA-C2A-C3A	-2.85	105.29	113.00
21	L	206	LMU	O1'-C1'-C2'	2.85	112.61	108.27
20	3	310	CLA	C6-C5-C3	-2.85	106.52	113.47
20	A	825	CLA	C4A-NA-C1A	2.85	107.98	106.68
20	A	827	CLA	C4A-NA-C1A	2.85	107.98	106.68
20	2	315	CLA	CHC-C1C-C2C	-2.85	118.86	126.94
20	B	803	CLA	O2A-CGA-CBA	2.85	120.53	111.83
20	B	835	CLA	CMB-C2B-C3B	2.85	130.38	124.68

Continued on next page...

Continued from previous page...

Mol	Chain	Res	Type	Atoms	Z	Observed(°)	Ideal(°)
20	A	837	CLA	CMB-C2B-C3B	2.85	130.38	124.68
20	4	303	CLA	CBC-CAC-C3C	-2.85	104.70	112.42
20	4	304	CLA	CHD-C4C-NC	2.85	128.64	124.23
20	B	836	CLA	CHC-C1C-C2C	-2.85	118.88	126.94
20	A	806	CLA	C4A-NA-C1A	2.85	107.98	106.68
20	B	839	CLA	O1D-CGD-CBD	-2.84	118.91	124.52
20	B	832	CLA	CHB-C4A-NA	2.84	128.50	124.40
21	G	101	LMU	O5B-C5B-C6B	2.84	113.49	106.44
20	B	817	CLA	C1D-ND-C4D	-2.84	104.32	106.31
20	4	311	CLA	C2C-C1C-CHC	-2.84	118.39	125.84
20	A	832	CLA	CMA-C3A-C4A	-2.84	104.13	111.77
20	A	836	CLA	CHC-C1C-C2C	-2.84	118.89	126.94
20	A	820	CLA	O2A-CGA-CBA	2.84	120.50	111.83
20	B	850	CLA	CHC-C1C-C2C	-2.84	118.90	126.94
21	L	212	LMU	O5B-C5B-C4B	2.84	114.82	109.70
20	1	215	CLA	CAA-C2A-C1A	2.84	121.28	111.97
20	B	816	CLA	C4-C3-C5	2.84	120.16	115.23
20	A	807	CLA	C2A-C1A-CHA	-2.84	118.94	123.87
20	3	310	CLA	C1-O2A-CGA	2.83	123.51	116.65
20	G	105	CLA	C4A-NA-C1A	2.83	107.97	106.68
22	L	211	BCR	C33-C5-C6	-2.83	121.40	124.48
20	1	205	CLA	C4A-NA-C1A	2.83	107.97	106.68
20	B	838	CLA	CBC-CAC-C3C	-2.83	104.75	112.42
20	B	833	CLA	O2A-CGA-CBA	2.83	120.45	111.83
20	B	840	CLA	C4A-NA-C1A	2.83	107.97	106.68
20	F	207	CLA	CHC-C1C-C2C	-2.82	118.94	126.94
20	1	211	CLA	CHC-C1C-C2C	-2.82	118.94	126.94
20	2	306	CLA	C3B-C2B-C1B	-2.82	103.87	106.29
20	B	817	CLA	O1D-CGD-CBD	-2.82	118.95	124.52
20	1	202	CLA	CMB-C2B-C3B	2.82	130.32	124.68
21	E	101	LMU	O5 ¹ -C5 ¹ -C6 ¹	2.82	113.44	106.44
20	A	837	CLA	O2D-CGD-O1D	-2.82	118.36	123.85
21	1	218	LMU	C4B-C3B-C2B	2.82	115.78	110.83
20	2	312	CLA	CAA-CBA-CGA	-2.82	105.20	113.21
21	R	106	LMU	C1 ¹ -C2 ¹ -C3 ¹	2.82	115.94	110.01
20	1	203	CLA	CHB-C4A-NA	2.82	128.47	124.40
20	H	112	CLA	CHB-C4A-NA	2.82	128.47	124.40
21	4	319	LMU	C1B-C2B-C3B	-2.82	104.08	110.01
21	R	101	LMU	O5B-C5B-C6B	2.82	113.42	106.44
22	B	801	BCR	C7-C6-C5	-2.82	115.07	121.56
21	D	201	LMU	O5B-C5B-C6B	2.82	113.42	106.44
23	A	842	PQN	C21-C20-C18	-2.81	106.61	115.97

Continued on next page...

Continued from previous page...

Mol	Chain	Res	Type	Atoms	Z	Observed(°)	Ideal(°)
20	A	831	CLA	CMB-C2B-C1B	2.81	132.58	128.46
21	1	216	LMU	C1B-O5B-C5B	-2.81	108.23	113.72
20	B	825	CLA	CHC-C1C-C2C	-2.81	118.98	126.94
20	1	204	CLA	CAA-C2A-C1A	-2.81	102.76	111.97
20	3	310	CLA	O2A-CGA-CBA	2.81	120.41	111.83
20	3	309	CLA	C2C-C1C-CHC	-2.81	118.48	125.84
20	A	849	CLA	CMB-C2B-C3B	2.81	130.30	124.68
20	K	102	CLA	CBC-CAC-C3C	-2.81	104.81	112.42
20	3	304	CLA	CHB-C4A-NA	2.81	128.42	124.43
20	A	802	CLA	C4C-CHD-C1D	-2.80	117.99	125.98
20	3	301	CLA	CAA-C2A-C3A	-2.80	109.80	116.23
22	I	101	BCR	C33-C5-C4	2.80	119.57	113.60
20	L	210	CLA	CAA-C2A-C1A	2.80	121.16	111.97
20	A	806	CLA	C2A-C1A-CHA	-2.80	119.00	123.87
20	3	310	CLA	CMC-C2C-C1C	2.80	129.41	125.03
22	J	102	BCR	C30-C25-C26	-2.80	118.81	122.64
20	4	315	CLA	CHB-C4A-NA	2.80	128.44	124.40
22	A	844	BCR	C11-C12-C13	-2.80	118.69	126.36
20	A	818	CLA	CAA-C2A-C3A	-2.80	105.44	113.00
20	F	206	CLA	O2D-CGD-O1D	-2.80	118.41	123.85
20	B	808	CLA	C11-C10-C8	-2.79	106.68	115.97
22	A	845	BCR	C1-C6-C5	-2.79	118.82	122.64
20	A	850	CLA	O2A-CGA-O1A	-2.79	116.64	123.63
21	D	201	LMU	C1'-C2'-C3'	-2.79	104.14	110.01
20	A	830	CLA	O2D-CGD-O1D	-2.79	118.42	123.85
20	1	202	CLA	CAA-C2A-C1A	2.79	118.70	111.81
20	B	815	CLA	C4A-NA-C1A	2.79	107.95	106.68
20	3	313	CLA	CHB-C4A-NA	2.79	128.40	124.43
20	2	316	CLA	C3C-C4C-CHD	-2.79	117.98	125.23
20	B	825	CLA	CGD-CBD-CAD	-2.79	101.82	110.85
20	3	315	CLA	C1B-CHB-C4A	-2.79	124.72	130.04
20	A	833	CLA	CAC-C3C-C4C	2.79	128.42	124.79
20	A	809	CLA	C4-C3-C5	2.79	120.06	115.23
22	A	845	BCR	C27-C26-C25	-2.79	118.94	122.70
20	3	316	CLA	C2C-C1C-CHC	-2.79	118.54	125.84
20	1	204	CLA	CHB-C4A-NA	2.78	128.42	124.40
20	K	104	CLA	CHC-C1C-C2C	-2.78	119.06	126.94
20	J	101	CLA	CHC-C1C-C2C	-2.78	119.06	126.94
20	B	840	CLA	CAA-C2A-C3A	-2.78	105.48	113.00
20	A	805	CLA	O2A-CGA-CBA	2.78	120.31	111.83
20	J	101	CLA	O2D-CGD-O1D	-2.78	118.44	123.85
20	H	111	CLA	O2A-C1-C2	2.78	118.81	108.11

Continued on next page...

Continued from previous page...

Mol	Chain	Res	Type	Atoms	Z	Observed(°)	Ideal(°)
20	1	204	CLA	C3D-C4D-ND	2.78	114.50	109.99
22	B	801	BCR	C4-C5-C6	-2.78	118.95	122.70
20	2	303	CLA	CHC-C1C-C2C	-2.78	119.07	126.94
20	1	213	CLA	O2A-CGA-CBA	2.78	120.31	111.83
20	3	311	CLA	CHB-C4A-NA	2.78	128.41	124.40
20	B	828	CLA	CHB-C4A-NA	2.78	128.41	124.40
22	B	844	BCR	C34-C9-C10	-2.78	118.32	122.82
20	3	317	CLA	C3C-C4C-CHD	-2.78	118.02	125.23
20	2	302	CLA	O2D-CGD-O1D	-2.78	118.45	123.85
20	F	207	CLA	C1B-CHB-C4A	-2.77	124.75	130.04
21	E	101	LMU	O2'-C2'-C1'	-2.77	103.47	110.08
20	3	315	CLA	O2D-CGD-O1D	-2.77	118.45	123.85
20	B	814	CLA	CBA-CAA-C2A	-2.77	105.55	113.79
21	4	316	LMU	O1'-C1'-C2'	2.77	112.48	108.27
20	L	201	CLA	CMB-C2B-C3B	2.77	130.22	124.68
20	A	801	CLA	CAA-C2A-C1A	2.77	121.04	111.97
20	B	802	CLA	CAA-C2A-C1A	2.77	121.04	111.97
20	A	827	CLA	CHB-C4A-NA	2.76	128.39	124.40
20	3	306	CLA	C3C-C4C-CHD	-2.76	118.06	125.23
20	2	308	CLA	C2C-C1C-CHC	-2.76	118.61	125.84
20	A	801	CLA	CHD-C4C-C3C	-2.76	120.75	124.77
20	2	304	CLA	C2C-C1C-CHC	-2.76	118.61	125.84
20	A	810	CLA	CMB-C2B-C3B	2.76	130.19	124.68
20	B	831	CLA	C1-C2-C3	-2.76	122.30	126.76
21	1	216	LMU	O5'-C1'-C2'	-2.76	104.71	110.37
20	R	108	CLA	CHC-C1C-C2C	-2.75	119.14	126.94
21	H	105	LMU	C4B-C3B-C2B	-2.75	106.00	110.83
20	B	812	CLA	CAA-C2A-C3A	-2.75	105.56	113.00
20	2	303	CLA	C1D-ND-C4D	-2.75	104.38	106.31
20	A	817	CLA	CHC-C1C-C2C	-2.75	119.15	126.94
21	A	846	LMU	C3B-C4B-C5B	2.75	115.22	110.23
23	A	842	PQN	C2M-C2-C3	-2.75	119.93	124.45
20	B	824	CLA	O2A-CGA-CBA	2.75	120.22	111.83
20	2	305	CLA	C4A-NA-C1A	2.75	107.93	106.68
20	H	112	CLA	CHC-C1C-C2C	-2.75	119.16	126.94
20	A	835	CLA	CAA-C2A-C1A	-2.75	102.97	111.97
20	3	306	CLA	C2B-C3B-C4B	2.75	108.64	106.29
20	2	301	CLA	CHB-C4A-NA	2.75	128.33	124.43
20	2	316	CLA	C3B-C2B-C1B	-2.74	103.94	106.29
20	R	108	CLA	O2A-C1-C2	2.74	118.66	108.11
20	2	305	CLA	CHB-C4A-NA	2.74	128.36	124.40
21	G	101	LMU	O1B-C1B-C2B	2.74	114.83	108.09

Continued on next page...

Continued from previous page...

Mol	Chain	Res	Type	Atoms	Z	Observed(°)	Ideal(°)
21	4	320	LMU	C3'-C4'-C5'	2.74	117.00	110.93
22	B	844	BCR	C1-C6-C7	2.74	123.08	115.65
20	B	834	CLA	CHB-C4A-NA	2.74	128.35	124.40
20	2	312	CLA	C11-C10-C8	-2.74	106.86	115.97
20	2	310	CLA	C1D-ND-C4D	-2.74	104.39	106.31
21	A	846	LMU	C3'-C4'-C5'	2.74	117.00	110.93
21	2	320	LMU	O1B-C1B-C2B	2.74	114.82	108.09
20	1	206	CLA	C1D-ND-C4D	-2.74	104.39	106.31
20	L	210	CLA	O2A-CGA-CBA	2.74	120.18	111.83
20	B	841	CLA	O2A-CGA-O1A	-2.74	116.78	123.63
20	A	840	CLA	CHC-C1C-C2C	-2.73	119.20	126.94
20	B	818	CLA	CHC-C1C-C2C	-2.73	119.20	126.94
20	4	301	CLA	CAC-C3C-C4C	2.73	128.34	124.79
20	1	204	CLA	C1D-ND-C4D	-2.73	104.39	106.31
22	B	846	BCR	C33-C5-C6	-2.73	121.50	124.48
20	R	108	CLA	C4-C3-C2	-2.73	116.61	123.63
21	L	205	LMU	C3B-C4B-C5B	2.73	115.19	110.23
20	B	809	CLA	CAA-C2A-C3A	-2.73	105.62	113.00
20	H	112	CLA	C4-C3-C5	2.73	119.97	115.23
20	A	812	CLA	CHB-C4A-NA	2.73	128.34	124.40
20	2	307	CLA	C3D-C4D-ND	2.73	114.42	109.99
20	A	806	CLA	O2A-CGA-CBA	2.73	120.16	111.83
20	A	819	CLA	CED-O2D-CGD	2.73	122.11	115.92
20	A	823	CLA	CHB-C4A-NA	2.73	128.34	124.40
20	4	312	CLA	C3D-C4D-ND	2.73	113.23	109.50
20	B	824	CLA	C1D-ND-C4D	-2.73	104.40	106.31
20	G	105	CLA	C1-C2-C3	-2.73	121.73	126.20
20	F	205	CLA	CAA-C2A-C3A	-2.73	109.98	116.23
20	A	815	CLA	CHC-C1C-C2C	-2.73	119.22	126.94
22	F	204	BCR	C27-C26-C25	-2.73	119.02	122.70
20	4	304	CLA	C1-O2A-CGA	2.73	123.25	116.65
20	A	811	CLA	CAA-C2A-C1A	-2.73	103.05	111.97
20	B	837	CLA	CHC-C1C-C2C	-2.72	119.23	126.94
20	A	808	CLA	CMB-C2B-C3B	2.72	130.12	124.68
20	R	107	CLA	CHC-C1C-C2C	-2.72	119.23	126.94
20	4	303	CLA	O2D-CGD-CBD	2.72	115.99	111.23
20	B	832	CLA	CAA-CBA-CGA	-2.72	105.49	113.21
20	B	812	CLA	CHB-C4A-NA	2.72	128.32	124.40
22	A	843	BCR	C8-C7-C6	-2.72	119.74	127.00
20	1	201	CLA	CAC-C3C-C2C	-2.72	122.57	127.56
20	4	301	CLA	CHB-C4A-NA	2.72	128.32	124.40
20	A	806	CLA	CHC-C1C-C2C	-2.71	119.26	126.94

Continued on next page...

Continued from previous page...

Mol	Chain	Res	Type	Atoms	Z	Observed(°)	Ideal(°)
20	A	814	CLA	CHB-C4A-NA	2.71	128.29	124.43
21	H	106	LMU	C1'-O5'-C5'	2.71	119.02	113.72
20	A	834	CLA	CHC-C1C-C2C	-2.71	119.26	126.94
20	1	204	CLA	C2A-C1A-CHA	-2.71	119.16	123.87
20	B	812	CLA	O2D-CGD-O1D	-2.71	118.57	123.85
20	B	831	CLA	CHC-C1C-C2C	-2.71	119.26	126.94
22	F	204	BCR	C1-C6-C5	-2.71	118.93	122.64
20	A	805	CLA	CAC-C3C-C4C	2.71	128.31	124.79
21	F	202	LMU	O5B-C5B-C6B	2.71	113.15	106.44
20	3	305	CLA	CHB-C4A-NA	2.71	128.28	124.43
22	L	211	BCR	C38-C26-C27	2.71	119.37	113.60
20	B	816	CLA	CED-O2D-CGD	2.71	122.06	115.92
20	A	820	CLA	CED-O2D-CGD	2.71	122.05	115.92
20	H	101	CLA	CED-O2D-CGD	2.70	122.05	115.92
21	H	104	LMU	O1B-C4'-C5'	2.70	116.57	109.48
22	G	104	BCR	C23-C24-C25	-2.70	119.79	127.00
20	2	317	CLA	CMB-C2B-C3B	2.70	130.07	124.68
20	2	315	CLA	O2D-CGD-CBD	2.70	115.94	111.23
20	B	815	CLA	CHB-C4A-NA	2.70	128.29	124.40
21	4	321	LMU	O1'-C1'-C2'	2.70	112.37	108.27
20	A	826	CLA	O2D-CGD-O1D	-2.69	118.60	123.85
20	2	304	CLA	CHB-C4A-NA	2.69	128.26	124.43
22	F	204	BCR	C37-C22-C21	-2.69	118.45	122.82
20	3	305	CLA	C3D-C4D-CHA	-2.69	119.19	125.20
20	K	104	CLA	CHB-C4A-NA	2.69	128.29	124.40
20	A	835	CLA	C2A-C1A-CHA	-2.69	119.19	123.87
20	H	101	CLA	CMA-C3A-C4A	-2.69	104.54	111.77
20	A	823	CLA	CHC-C1C-C2C	-2.69	119.32	126.94
22	B	845	BCR	C15-C14-C13	-2.69	123.51	127.28
21	2	313	LMU	O1B-C1B-C2B	2.69	114.71	108.09
22	L	211	BCR	C3-C4-C5	-2.69	109.26	114.06
20	B	821	CLA	C1D-ND-C4D	-2.69	104.43	106.31
20	A	827	CLA	O2A-CGA-CBA	2.69	120.03	111.83
20	1	206	CLA	C1-C2-C3	-2.69	121.80	126.20
20	3	317	CLA	C3D-C4D-ND	2.69	113.17	109.50
20	2	310	CLA	C3D-C4D-ND	2.68	114.35	109.99
20	B	802	CLA	CAC-C3C-C4C	2.68	128.28	124.79
20	2	316	CLA	C2C-C1C-CHC	-2.68	118.81	125.84
20	4	304	CLA	O1D-CGD-CBD	-2.68	119.23	124.52
22	A	845	BCR	C3-C4-C5	-2.68	109.28	114.06
20	A	812	CLA	CHC-C1C-C2C	-2.68	119.35	126.94
20	B	808	CLA	CHB-C4A-NA	2.68	128.27	124.40

Continued on next page...

Continued from previous page...

Mol	Chain	Res	Type	Atoms	Z	Observed(°)	Ideal(°)
20	A	819	CLA	C4-C3-C5	2.68	119.88	115.23
20	A	808	CLA	CAA-C2A-C3A	-2.68	105.76	113.00
20	A	808	CLA	C1-O2A-CGA	2.68	123.13	116.65
20	B	817	CLA	CHB-C4A-NA	2.68	128.26	124.40
21	B	849	LMU	C2'-C3'-C4'	2.68	115.75	109.68
20	A	851	CLA	CHC-C1C-C2C	-2.68	119.36	126.94
20	B	817	CLA	CHC-C1C-C2C	-2.68	119.36	126.94
20	A	816	CLA	C1B-CHB-C4A	-2.68	124.94	130.04
20	A	819	CLA	CHC-C1C-C2C	-2.67	119.37	126.94
20	2	301	CLA	C1C-NC-C4C	-2.67	105.46	106.68
20	A	826	CLA	C4A-NA-C1A	2.67	107.90	106.68
20	4	315	CLA	C1D-ND-C4D	-2.67	104.44	106.31
20	3	311	CLA	CHC-C1C-C2C	-2.67	119.37	126.94
20	B	813	CLA	O2D-CGD-O1D	-2.67	118.65	123.85
20	4	306	CLA	CBA-CAA-C2A	-2.67	105.85	113.79
20	A	839	CLA	CAA-C2A-C3A	2.67	120.22	113.00
20	A	836	CLA	CHB-C4A-NA	2.67	128.25	124.40
20	A	825	CLA	CHC-C1C-C2C	-2.67	119.38	126.94
21	2	320	LMU	C1'-O5'-C5'	2.67	118.93	113.72
20	4	317	CLA	CAA-C2A-C1A	-2.67	103.24	111.97
20	A	814	CLA	C2C-C1C-CHC	-2.67	118.85	125.84
20	A	806	CLA	CED-O2D-CGD	2.67	121.96	115.92
21	B	849	LMU	O5B-C5B-C4B	2.66	114.50	109.70
20	B	808	CLA	CHC-C1C-C2C	-2.66	119.40	126.94
20	4	318	CLA	CHD-C4C-C3C	-2.66	120.89	124.77
21	4	320	LMU	C1'-C2'-C3'	2.66	115.61	110.01
20	2	304	CLA	C1D-ND-C4D	-2.66	104.45	106.31
22	I	101	BCR	C24-C25-C26	-2.66	115.43	121.56
20	A	806	CLA	CHB-C4A-NA	2.66	128.24	124.40
20	4	310	CLA	C3D-C4D-ND	2.66	114.30	109.99
22	L	211	BCR	C37-C22-C21	-2.66	118.51	122.82
22	B	844	BCR	C33-C5-C6	-2.65	121.59	124.48
21	R	106	LMU	C2'-C3'-C4'	2.65	115.70	109.68
21	B	804	LMU	O1B-C1B-C2B	2.65	114.61	108.09
22	B	845	BCR	C38-C26-C27	2.65	119.25	113.60
21	D	201	LMU	C4B-C3B-C2B	-2.65	106.17	110.83
20	2	309	CLA	CHD-C1D-ND	2.65	128.59	124.84
20	3	318	CLA	CHC-C1C-C2C	-2.65	119.44	126.94
20	2	302	CLA	C3D-C4D-ND	2.65	114.29	109.99
20	H	102	CLA	CHC-C1C-C2C	-2.65	119.44	126.94
20	A	804	CLA	CMB-C2B-C3B	2.65	129.97	124.68
20	A	818	CLA	C1D-ND-C4D	-2.65	104.45	106.31

Continued on next page...

Continued from previous page...

Mol	Chain	Res	Type	Atoms	Z	Observed(°)	Ideal(°)
20	A	851	CLA	C2A-C1A-CHA	-2.65	119.28	123.87
20	2	311	CLA	C1-O2A-CGA	2.64	123.05	116.65
22	I	103	BCR	C35-C13-C12	2.64	122.12	118.09
20	1	212	CLA	C2C-C1C-CHC	-2.64	118.92	125.84
20	4	303	CLA	C11-C10-C8	-2.64	107.18	115.97
21	G	103	LMU	C1B-O1B-C4'	-2.64	111.72	117.98
21	1	218	LMU	C3'-C4'-C5'	-2.64	105.08	110.93
22	2	318	BCR	C38-C26-C27	2.64	119.23	113.60
20	3	306	CLA	CHB-C4A-NA	2.64	128.18	124.43
20	K	102	CLA	O2A-CGA-O1A	-2.64	117.03	123.63
20	3	307	CLA	CHB-C4A-NA	2.64	128.21	124.40
20	A	826	CLA	CMA-C3A-C4A	-2.64	104.69	111.77
20	A	835	CLA	CAA-C2A-C3A	-2.64	105.88	113.00
20	1	209	CLA	C3D-C4D-ND	2.64	113.10	109.50
20	3	303	CLA	CAA-C2A-C3A	-2.63	110.19	116.23
20	B	831	CLA	CGD-CBD-CAD	2.63	119.37	110.85
20	B	850	CLA	CMB-C2B-C3B	2.63	129.95	124.68
20	2	304	CLA	CHA-C4D-ND	2.63	128.56	124.84
20	4	309	CLA	CHB-C4A-NA	2.63	128.17	124.43
20	1	211	CLA	O2D-CGD-O1D	-2.63	118.72	123.85
20	A	811	CLA	CAA-CBA-CGA	2.63	120.68	113.21
20	3	305	CLA	C3C-C4C-CHD	-2.63	118.40	125.23
20	H	102	CLA	CED-O2D-CGD	2.63	121.88	115.92
20	4	313	CLA	CHC-C1C-C2C	-2.63	119.50	126.94
20	A	801	CLA	CGD-CBD-CAD	2.63	119.35	110.85
20	3	301	CLA	CHB-C4A-NA	2.63	128.19	124.40
20	B	828	CLA	C4-C3-C5	2.63	119.78	115.23
20	B	841	CLA	CHB-C4A-NA	2.62	128.19	124.40
21	B	805	LMU	O1'-C1'-C2'	2.62	112.26	108.27
20	A	802	CLA	C1D-ND-C4D	-2.62	104.47	106.31
20	A	815	CLA	CHB-C4A-NA	2.62	128.18	124.40
20	A	822	CLA	CHC-C1C-C2C	-2.62	119.52	126.94
20	A	851	CLA	C4A-NA-C1A	2.62	107.87	106.68
20	2	309	CLA	C2C-C1C-CHC	-2.62	118.98	125.84
22	F	203	BCR	C20-C19-C18	-2.62	119.19	126.36
20	A	841	CLA	C2C-C1C-CHC	-2.62	118.98	125.84
20	1	214	CLA	C1D-ND-C4D	-2.62	104.48	106.31
20	L	204	CLA	C4-C3-C5	2.61	119.77	115.23
20	4	308	CLA	CHB-C4A-NA	2.61	128.15	124.43
22	A	844	BCR	C8-C7-C6	-2.61	120.01	127.00
20	1	202	CLA	CHB-C4A-NA	2.61	128.17	124.40
20	3	314	CLA	O2A-CGA-O1A	-2.61	117.09	123.63

Continued on next page...

Continued from previous page...

Mol	Chain	Res	Type	Atoms	Z	Observed(°)	Ideal(°)
20	4	303	CLA	C3D-C4D-ND	2.61	114.23	109.99
20	A	804	CLA	C4-C3-C5	2.61	119.76	115.23
20	R	108	CLA	CAA-CBA-CGA	2.61	120.63	113.21
21	K	107	LMU	C1'-C2'-C3'	-2.61	104.52	110.01
21	G	101	LMU	O4'-C4B-C5B	2.61	115.76	109.32
20	A	810	CLA	C3D-C4D-ND	2.61	114.23	109.99
20	B	806	CLA	C3D-C4D-ND	2.61	114.23	109.99
20	B	833	CLA	CAA-CBA-CGA	-2.61	105.80	113.21
20	2	309	CLA	C4A-NA-C1A	2.61	107.87	106.68
20	A	822	CLA	C4A-NA-C1A	2.61	107.87	106.68
20	1	212	CLA	CHB-C4A-NA	2.61	128.14	124.43
20	A	831	CLA	C11-C10-C8	-2.61	107.30	115.97
20	L	202	CLA	C1-O2A-CGA	2.61	122.96	116.65
20	B	839	CLA	CAA-CBA-CGA	-2.60	105.81	113.21
20	B	840	CLA	C4-C3-C5	2.60	119.75	115.23
20	L	208	CLA	C4A-NA-C1A	2.60	107.87	106.68
22	B	847	BCR	C30-C25-C26	-2.60	119.08	122.64
20	A	838	CLA	CMB-C2B-C3B	2.60	129.88	124.68
20	1	209	CLA	CHB-C4A-NA	2.60	128.13	124.43
20	G	105	CLA	O2A-CGA-CBA	2.60	119.77	111.83
20	A	835	CLA	C4A-NA-C1A	2.60	107.87	106.68
20	A	832	CLA	O2D-CGD-O1D	-2.60	118.79	123.85
21	L	205	LMU	O5'-C5'-C6'	2.60	112.88	106.44
20	A	817	CLA	CHB-C4A-NA	2.60	128.15	124.40
20	A	811	CLA	O2A-CGA-CBA	2.60	119.76	111.83
20	A	839	CLA	C4A-NA-C1A	2.60	107.86	106.68
20	B	840	CLA	O1D-CGD-CBD	-2.60	119.39	124.52
20	A	812	CLA	O2D-CGD-O1D	-2.60	118.79	123.85
20	A	815	CLA	C1-O2A-CGA	2.60	122.94	116.65
20	4	314	CLA	CHB-C4A-NA	2.60	128.12	124.43
20	B	820	CLA	C4-C3-C5	2.59	119.73	115.23
20	4	318	CLA	O2A-CGA-O1A	-2.59	117.14	123.63
21	B	804	LMU	O5'-C5'-C6'	2.59	112.87	106.44
20	B	832	CLA	C4A-NA-C1A	2.59	107.86	106.68
20	2	301	CLA	C2C-C1C-CHC	-2.59	119.05	125.84
20	1	215	CLA	C4-C3-C5	2.59	119.18	116.13
20	4	302	CLA	CMA-C3A-C2A	-2.59	110.29	116.23
20	1	215	CLA	O2D-CGD-CBD	2.59	115.76	111.23
20	B	829	CLA	CHC-C1C-C2C	-2.59	119.60	126.94
21	K	105	LMU	O1B-C4'-C5'	2.59	116.27	109.48
20	2	305	CLA	CHC-C1C-C2C	-2.59	119.61	126.94
20	B	842	CLA	CHB-C4A-NA	2.59	128.14	124.40

Continued on next page...

Continued from previous page...

Mol	Chain	Res	Type	Atoms	Z	Observed(°)	Ideal(°)
20	A	809	CLA	O2A-C1-C2	2.59	118.07	108.11
20	B	803	CLA	CAA-C2A-C3A	-2.59	106.00	113.00
22	I	103	BCR	C33-C5-C6	-2.59	121.66	124.48
20	B	839	CLA	C3D-C4D-ND	2.59	114.19	109.99
20	A	835	CLA	C3D-C4D-ND	2.59	114.19	109.99
20	1	205	CLA	CHC-C1C-C2C	-2.58	119.62	126.94
20	L	202	CLA	C4A-NA-C1A	2.58	107.86	106.68
20	L	203	CLA	O1D-CGD-CBD	-2.58	119.42	124.52
20	A	830	CLA	CHB-C4A-NA	2.58	128.13	124.40
20	J	103	CLA	C1-C2-C3	-2.58	121.97	126.20
20	2	305	CLA	O2A-CGA-CBA	2.58	119.70	111.83
20	4	307	CLA	C2C-C1C-CHC	-2.58	119.08	125.84
20	1	213	CLA	CHB-C4A-NA	2.58	128.12	124.40
20	K	104	CLA	C1-C2-C3	-2.58	121.97	126.20
20	A	850	CLA	CED-O2D-CGD	2.58	121.77	115.92
20	A	837	CLA	CHB-C4A-NA	2.58	128.12	124.40
20	2	316	CLA	C4A-NA-C1A	2.58	107.86	106.68
20	A	840	CLA	C1-O2A-CGA	2.58	122.89	116.65
20	B	819	CLA	CMA-C3A-C2A	-2.58	110.32	116.23
22	I	101	BCR	C35-C13-C12	2.58	122.02	118.09
21	A	854	LMU	C1'-O5'-C5'	-2.57	108.69	113.72
22	B	846	BCR	C38-C26-C27	2.57	119.08	113.60
20	3	303	CLA	C4A-NA-C1A	2.57	107.85	106.68
20	A	824	CLA	CHC-C1C-C2C	-2.57	119.66	126.94
20	B	834	CLA	CHC-C1C-C2C	-2.57	119.66	126.94
20	A	808	CLA	C4A-NA-C1A	2.57	107.85	106.68
20	A	828	CLA	CHC-C1C-C2C	-2.57	119.67	126.94
20	3	306	CLA	C2C-C1C-CHC	-2.57	119.11	125.84
20	A	810	CLA	CED-O2D-CGD	2.57	121.74	115.92
20	4	309	CLA	C2C-C1C-CHC	-2.57	119.11	125.84
20	H	102	CLA	CGD-CBD-CAD	-2.57	102.53	110.85
20	4	301	CLA	CHC-C1C-C2C	-2.57	119.67	126.94
20	3	303	CLA	C1D-ND-C4D	-2.57	104.51	106.31
20	I	102	CLA	C1-O2A-CGA	2.57	122.86	116.65
21	L	205	LMU	O5'-C1'-C2'	2.57	115.64	110.37
20	A	807	CLA	C3D-C4D-ND	2.56	114.16	109.99
22	F	204	BCR	C33-C5-C4	2.56	119.06	113.60
20	A	823	CLA	O2A-CGA-O1A	-2.56	117.22	123.63
22	A	844	BCR	C27-C26-C25	-2.56	119.24	122.70
20	B	827	CLA	O2A-CGA-CBA	2.56	119.65	111.83
20	1	211	CLA	CED-O2D-CGD	2.56	121.73	115.92
20	A	804	CLA	CHC-C1C-C2C	-2.56	119.69	126.94

Continued on next page...

Continued from previous page...

Mol	Chain	Res	Type	Atoms	Z	Observed(°)	Ideal(°)
20	F	205	CLA	CHC-C1C-C2C	-2.56	119.69	126.94
20	A	810	CLA	O2D-CGD-O1D	-2.56	118.86	123.85
21	H	106	LMU	C6'-C5'-C4'	-2.56	106.18	113.38
20	B	806	CLA	CHB-C4A-NA	2.56	128.09	124.40
20	1	203	CLA	C4D-CHA-C1A	-2.56	118.19	121.24
20	I	102	CLA	O1D-CGD-CBD	-2.56	119.47	124.52
20	A	808	CLA	C1-C2-C3	-2.56	122.01	126.20
20	3	301	CLA	CHC-C1C-C2C	-2.56	119.70	126.94
20	A	850	CLA	CHC-C1C-C2C	-2.56	119.70	126.94
22	B	845	BCR	C23-C22-C21	2.56	123.03	119.01
21	4	321	LMU	C1B-O1B-C4'	-2.56	111.92	117.98
20	A	819	CLA	CHB-C4A-NA	2.55	128.09	124.40
20	B	814	CLA	O2A-CGA-CBA	2.55	119.62	111.83
21	H	103	LMU	O3'-C3'-C2'	2.55	116.40	110.38
20	A	832	CLA	O2A-CGA-CBA	2.55	119.62	111.83
20	A	810	CLA	O1D-CGD-CBD	-2.55	119.48	124.52
21	R	103	LMU	C6B-C5B-C4B	-2.55	106.75	113.02
20	A	817	CLA	C4A-NA-C1A	2.55	107.84	106.68
20	A	820	CLA	C4A-NA-C1A	2.55	107.84	106.68
21	E	101	LMU	O1B-C1B-C2B	2.55	114.37	108.09
20	A	838	CLA	O2A-CGA-O1A	-2.55	117.25	123.63
20	A	831	CLA	O2A-CGA-O1A	-2.55	117.25	123.63
20	R	107	CLA	O2D-CGD-O1D	-2.55	118.88	123.85
20	B	814	CLA	C4-C3-C5	2.55	119.65	115.23
20	B	823	CLA	C4A-NA-C1A	2.55	107.84	106.68
21	A	855	LMU	O5'-C1'-C2'	2.55	115.61	110.37
20	A	807	CLA	CAA-C2A-C1A	-2.55	103.62	111.97
22	J	102	BCR	C8-C7-C6	-2.55	120.19	127.00
20	B	813	CLA	C5-C3-C2	2.55	126.89	121.17
20	K	101	CLA	CHC-C1C-C2C	-2.55	119.72	126.94
20	A	826	CLA	C1-O2A-CGA	2.55	122.82	116.65
20	4	306	CLA	CMA-C3A-C4A	-2.55	104.93	111.77
20	A	839	CLA	CHB-C4A-NA	2.55	128.07	124.40
20	B	815	CLA	CAC-C3C-C4C	2.55	128.10	124.79
20	B	839	CLA	C2A-C1A-CHA	-2.55	119.45	123.87
20	3	302	CLA	C3C-C4C-CHD	-2.55	118.62	125.23
21	K	107	LMU	C1'-O5'-C5'	-2.55	108.75	113.72
22	A	843	BCR	C4-C5-C6	-2.55	119.26	122.70
20	2	317	CLA	C4-C3-C5	2.55	119.65	115.23
20	H	111	CLA	C4A-NA-C1A	2.54	107.84	106.68
20	3	302	CLA	C2C-C1C-CHC	-2.54	119.17	125.84
20	A	810	CLA	CHC-C1C-C2C	-2.54	119.74	126.94

Continued on next page...

Continued from previous page...

Mol	Chain	Res	Type	Atoms	Z	Observed(°)	Ideal(°)
20	2	310	CLA	C2A-C1A-CHA	-2.54	119.45	123.87
20	B	813	CLA	CHB-C4A-NA	2.54	128.07	124.40
20	1	212	CLA	C3D-C4D-ND	2.54	112.97	109.50
20	1	204	CLA	O2A-CGA-O1A	-2.54	115.61	123.20
20	B	831	CLA	CAC-C3C-C4C	2.54	128.10	124.79
20	J	101	CLA	CHB-C4A-NA	2.54	128.07	124.40
20	2	317	CLA	C1B-CHB-C4A	-2.54	125.19	130.04
20	A	850	CLA	O1D-CGD-CBD	-2.54	119.51	124.52
21	G	101	LMU	O5'-C1'-C2'	-2.54	105.15	110.37
20	I	102	CLA	CHB-C4A-NA	2.54	128.06	124.40
20	B	836	CLA	O2A-CGA-CBA	2.54	119.58	111.83
20	4	306	CLA	CMB-C2B-C1B	-2.54	124.74	128.46
20	A	829	CLA	CAC-C3C-C4C	2.54	128.09	124.79
20	B	839	CLA	CED-O2D-CGD	2.54	121.67	115.92
20	1	203	CLA	CHC-C1C-C2C	-2.54	119.75	126.94
20	2	307	CLA	C1D-ND-C4D	-2.54	104.53	106.31
20	B	809	CLA	C16-C15-C13	-2.54	107.54	115.97
21	R	105	LMU	O1'-C1'-C2'	2.54	112.12	108.27
20	A	839	CLA	O2A-CGA-O1A	-2.53	117.29	123.63
20	B	821	CLA	CHC-C1C-C2C	-2.53	119.76	126.94
20	B	823	CLA	CHB-C4A-NA	2.53	128.06	124.40
20	4	308	CLA	C3D-C4D-ND	2.53	112.96	109.50
20	B	833	CLA	CED-O2D-CGD	2.53	121.66	115.92
20	L	203	CLA	CAC-C3C-C4C	2.53	128.09	124.79
20	B	829	CLA	O2A-CGA-O1A	-2.53	117.29	123.63
20	A	805	CLA	CHB-C4A-NA	2.53	128.06	124.40
20	1	214	CLA	C2C-C1C-CHC	-2.53	119.21	125.84
20	B	824	CLA	C9-C8-C10	2.53	120.30	111.27
21	4	320	LMU	O5'-C5'-C4'	2.53	114.95	109.72
20	2	310	CLA	CHB-C4A-NA	2.53	128.05	124.40
20	H	111	CLA	O2A-CGA-O1A	-2.53	117.30	123.63
20	3	317	CLA	C2C-C1C-CHC	-2.53	119.21	125.84
20	B	819	CLA	CHC-C1C-C2C	-2.53	119.78	126.94
22	A	843	BCR	C38-C26-C25	-2.53	121.73	124.48
20	4	306	CLA	CED-O2D-CGD	2.53	121.65	115.92
23	B	843	PQN	C16-C15-C13	-2.53	107.31	113.47
22	A	845	BCR	C38-C26-C27	2.53	118.98	113.60
21	H	104	LMU	O5B-C5B-C6B	2.53	112.70	106.44
20	4	305	CLA	CHC-C1C-C2C	-2.53	119.79	126.94
20	L	203	CLA	CHC-C1C-C2C	-2.53	119.79	126.94
20	2	307	CLA	CGD-CBD-CAD	2.53	119.02	110.85
20	3	310	CLA	C6-C7-C8	-2.53	107.57	115.97

Continued on next page...

Continued from previous page...

Mol	Chain	Res	Type	Atoms	Z	Observed(°)	Ideal(°)
20	1	209	CLA	C4A-NA-C1A	2.53	107.83	106.68
20	A	835	CLA	CHB-C4A-NA	2.52	128.04	124.40
20	A	827	CLA	C4-C3-C5	2.52	119.61	115.23
20	B	826	CLA	O2D-CGD-O1D	-2.52	118.94	123.85
20	B	828	CLA	O2A-CGA-O1A	-2.52	117.32	123.63
20	1	207	CLA	CHC-C1C-C2C	-2.52	119.80	126.94
22	A	844	BCR	C23-C24-C25	-2.52	120.26	127.00
22	F	203	BCR	C30-C25-C26	-2.52	119.19	122.64
20	B	842	CLA	CHC-C1C-C2C	-2.52	119.80	126.94
20	B	850	CLA	O2D-CGD-O1D	-2.52	118.94	123.85
20	4	317	CLA	C4D-CHA-C1A	-2.52	118.24	121.24
20	3	310	CLA	C2A-C1A-CHA	-2.52	119.50	123.87
20	B	835	CLA	CHC-C1C-C2C	-2.52	119.81	126.94
20	F	206	CLA	CHC-C1C-C2C	-2.52	119.81	126.94
21	R	101	LMU	O2B-C2B-C1B	2.52	116.07	110.08
20	A	837	CLA	C4-C3-C5	2.52	119.09	116.13
20	L	208	CLA	O1D-CGD-CBD	-2.52	119.55	124.52
22	I	101	BCR	C16-C17-C18	-2.52	123.75	127.28
20	4	309	CLA	C3D-C4D-ND	2.51	112.94	109.50
20	A	834	CLA	C3D-C4D-ND	2.51	114.07	109.99
20	4	306	CLA	C1B-CHB-C4A	-2.51	125.25	130.04
20	2	305	CLA	CED-O2D-CGD	2.51	121.62	115.92
20	3	307	CLA	CED-O2D-CGD	2.51	121.61	115.92
20	1	206	CLA	CHC-C1C-C2C	-2.51	119.83	126.94
20	1	208	CLA	C3D-C4D-ND	2.51	112.93	109.50
20	A	806	CLA	CAA-C2A-C1A	-2.51	103.75	111.97
20	A	802	CLA	C2C-C1C-CHC	-2.51	119.26	125.84
20	3	302	CLA	CHB-C4A-NA	2.51	128.00	124.43
20	A	824	CLA	CHB-C4A-NA	2.51	128.02	124.40
21	L	205	LMU	O4'-C4B-C5B	-2.51	103.14	109.32
20	L	202	CLA	O2A-CGA-CBA	2.51	119.48	111.83
20	B	822	CLA	CHC-C1C-C2C	-2.51	119.84	126.94
20	2	316	CLA	CHD-C1D-ND	2.51	128.38	124.84
22	I	103	BCR	C29-C28-C27	2.51	116.79	111.28
20	A	807	CLA	O1D-CGD-CBD	-2.51	119.58	124.52
20	L	208	CLA	C1D-ND-C4D	-2.51	104.55	106.31
20	I	102	CLA	CHC-C1C-C2C	-2.50	119.85	126.94
20	A	827	CLA	CGD-CBD-CAD	2.50	118.95	110.85
20	4	314	CLA	C3C-C4C-CHD	-2.50	118.73	125.23
20	2	316	CLA	C2D-C3D-C4D	-2.50	104.31	107.35
20	3	318	CLA	CHB-C4A-NA	2.50	128.01	124.40
22	F	203	BCR	C33-C5-C4	2.50	118.93	113.60

Continued on next page...

Continued from previous page...

Mol	Chain	Res	Type	Atoms	Z	Observed(°)	Ideal(°)
20	B	820	CLA	CAA-C2A-C1A	2.50	120.17	111.97
20	B	815	CLA	O2A-CGA-CBA	2.50	119.46	111.83
21	F	202	LMU	C4B-C3B-C2B	-2.50	106.44	110.83
20	A	807	CLA	O2D-CGD-O1D	-2.50	118.98	123.85
20	3	308	CLA	C2C-C1C-CHC	-2.50	119.29	125.84
20	L	201	CLA	CHC-C1C-C2C	-2.50	119.87	126.94
20	B	818	CLA	CMB-C2B-C3B	2.50	129.67	124.68
20	B	815	CLA	CED-O2D-CGD	2.50	121.58	115.92
20	3	304	CLA	C3D-C4D-ND	2.50	112.91	109.50
22	G	104	BCR	C8-C7-C6	-2.50	120.33	127.00
20	B	818	CLA	CHB-C4A-NA	2.50	128.00	124.40
20	2	311	CLA	O1D-CGD-CBD	-2.49	119.60	124.52
20	B	838	CLA	O2A-CGA-CBA	2.49	119.44	111.83
20	B	811	CLA	C2C-C1C-CHC	-2.49	119.31	125.84
20	A	823	CLA	C4A-NA-C1A	2.49	107.82	106.68
20	2	303	CLA	CAA-C2A-C1A	-2.49	103.81	111.97
20	L	202	CLA	CHC-C1C-C2C	-2.49	119.89	126.94
20	4	311	CLA	CHB-C4A-NA	2.49	127.97	124.43
20	B	825	CLA	CBC-CAC-C3C	-2.49	105.68	112.42
22	J	102	BCR	C38-C26-C27	2.49	118.90	113.60
20	4	312	CLA	CHD-C1D-ND	2.49	128.35	124.84
20	R	107	CLA	C1D-ND-C4D	-2.49	104.57	106.31
20	B	829	CLA	CMB-C2B-C1B	2.49	132.10	128.46
20	A	804	CLA	CBA-CAA-C2A	2.49	121.19	113.79
21	G	101	LMU	O1B-C1B-O5B	2.48	117.23	110.69
20	1	204	CLA	CAC-C3C-C4C	2.48	128.02	124.79
20	A	820	CLA	C4-C3-C5	2.48	119.05	116.13
20	A	849	CLA	O2A-CGA-CBA	2.48	119.39	111.83
20	4	306	CLA	C3D-C4D-ND	2.48	114.02	109.99
20	B	840	CLA	CHC-C1C-C2C	-2.48	119.92	126.94
20	4	303	CLA	C1B-CHB-C4A	-2.48	125.32	130.04
20	B	829	CLA	C11-C12-C13	-2.48	107.74	115.97
21	R	102	LMU	C1'-O5'-C5'	-2.47	108.89	113.72
20	A	817	CLA	O2D-CGD-O1D	-2.47	119.03	123.85
20	B	809	CLA	CAC-C3C-C4C	2.47	128.00	124.79
21	4	319	LMU	O5'-C5'-C6'	2.47	112.56	106.44
20	1	208	CLA	C3C-C4C-CHD	-2.47	118.82	125.23
22	A	843	BCR	C1-C6-C5	-2.47	119.27	122.64
20	H	101	CLA	CGD-CBD-CAD	2.47	118.83	110.85
20	A	809	CLA	CHD-C4C-C3C	-2.47	121.18	124.77
20	B	806	CLA	O2A-CGA-CBA	2.47	119.35	111.83
20	A	828	CLA	CAA-C2A-C1A	-2.47	103.89	111.97

Continued on next page...

Continued from previous page...

Mol	Chain	Res	Type	Atoms	Z	Observed(°)	Ideal(°)
20	A	818	CLA	CGD-CBD-CAD	2.47	118.83	110.85
20	3	314	CLA	CHB-C4A-NA	2.47	127.96	124.40
20	1	208	CLA	CHB-C4A-NA	2.46	127.93	124.43
20	1	211	CLA	C1D-ND-C4D	-2.46	104.58	106.31
21	3	320	LMU	O1'-C1'-C2'	2.46	112.01	108.27
20	A	826	CLA	O2A-CGA-O1A	-2.46	117.47	123.63
20	B	802	CLA	O2A-CGA-CBA	2.46	119.34	111.83
20	A	808	CLA	CHC-C1C-C2C	-2.46	119.97	126.94
20	A	815	CLA	C1-C2-C3	-2.46	122.78	126.76
20	B	830	CLA	O1D-CGD-CBD	-2.46	119.67	124.52
20	B	827	CLA	C2A-C1A-CHA	-2.46	119.60	123.87
22	B	801	BCR	C37-C22-C21	-2.46	118.83	122.82
20	J	103	CLA	C1-O2A-CGA	2.46	122.60	116.65
20	A	820	CLA	CHB-C4A-NA	2.46	127.95	124.40
20	A	821	CLA	CHB-C4A-NA	2.46	127.95	124.40
20	3	313	CLA	C2C-C1C-CHC	-2.46	119.40	125.84
20	K	101	CLA	C4A-NA-C1A	2.46	107.80	106.68
20	4	317	CLA	C1D-ND-C4D	-2.46	104.59	106.31
20	B	829	CLA	CMA-C3A-C2A	-2.46	104.49	113.98
20	A	813	CLA	C3D-C4D-ND	2.46	113.98	109.99
20	B	840	CLA	CHB-C4A-NA	2.46	127.94	124.40
21	A	855	LMU	O5'-C5'-C4'	-2.46	104.65	109.72
20	K	103	CLA	C4A-NA-C1A	2.45	107.80	106.68
22	B	846	BCR	C11-C12-C13	-2.45	119.63	126.36
20	A	841	CLA	C2B-C3B-C4B	2.45	108.39	106.29
21	R	105	LMU	O5B-C5B-C6B	2.45	112.52	106.44
20	A	819	CLA	O2D-CGD-O1D	-2.45	119.07	123.85
21	A	848	LMU	C1B-O1B-C4'	-2.45	112.16	117.98
20	B	816	CLA	CHB-C4A-NA	2.45	127.94	124.40
20	B	807	CLA	C3D-C4D-ND	2.45	113.97	109.99
20	B	839	CLA	CHC-C1C-C2C	-2.45	119.99	126.94
20	2	315	CLA	CED-O2D-CGD	2.45	121.48	115.92
20	2	309	CLA	C3C-C4C-CHD	-2.45	118.86	125.23
20	1	206	CLA	O2D-CGD-O1D	-2.45	119.08	123.85
20	L	201	CLA	C4A-NA-C1A	2.45	107.80	106.68
20	F	205	CLA	C3D-C4D-ND	2.45	113.97	109.99
20	B	803	CLA	C3D-C4D-ND	2.45	113.97	109.99
20	2	305	CLA	CAA-C2A-C3A	-2.45	106.38	113.00
20	A	824	CLA	C1-C2-C3	-2.45	122.19	126.20
20	F	207	CLA	C4-C3-C5	2.45	119.48	115.23
21	R	105	LMU	C3B-C4B-C5B	-2.45	105.79	110.23
22	B	801	BCR	C23-C24-C25	-2.45	120.46	127.00

Continued on next page...

Continued from previous page...

Mol	Chain	Res	Type	Atoms	Z	Observed(°)	Ideal(°)
21	H	106	LMU	O1B-C4'-C3'	2.45	113.45	107.23
20	1	205	CLA	CHB-C4A-NA	2.45	127.93	124.40
20	B	806	CLA	C2A-C1A-CHA	-2.45	119.62	123.87
20	2	302	CLA	CHC-C1C-C2C	-2.45	120.02	126.94
22	G	104	BCR	C38-C26-C27	2.44	118.81	113.60
20	B	830	CLA	CHB-C4A-NA	2.44	127.93	124.40
20	1	213	CLA	C1B-CHB-C4A	-2.44	125.38	130.04
20	B	832	CLA	O2A-CGA-CBA	2.44	119.28	111.83
20	K	101	CLA	C2A-C1A-CHA	-2.44	119.63	123.87
22	A	845	BCR	C28-C27-C26	-2.44	109.70	114.06
20	2	303	CLA	C3D-C4D-ND	2.44	113.96	109.99
20	B	814	CLA	C1D-ND-C4D	-2.44	104.60	106.31
21	1	216	LMU	C1B-O1B-C4'	-2.44	112.19	117.98
20	1	209	CLA	C3C-C4C-CHD	-2.44	118.89	125.23
20	A	825	CLA	CHB-C4A-NA	2.44	127.92	124.40
20	F	201	CLA	O2A-CGA-CBA	2.44	119.27	111.83
20	F	206	CLA	CHB-C4A-NA	2.44	127.92	124.40
20	4	308	CLA	C3C-C4C-CHD	-2.44	118.90	125.23
21	4	321	LMU	C1B-C2B-C3B	2.43	115.13	110.01
20	1	214	CLA	C3C-C4C-CHD	-2.43	118.91	125.23
20	A	828	CLA	O2A-CGA-CBA	2.43	119.25	111.83
20	2	302	CLA	O2A-CGA-O1A	-2.43	117.54	123.63
20	1	210	CLA	CHC-C1C-C2C	-2.43	120.05	126.94
20	B	821	CLA	C3D-C4D-ND	2.43	113.94	109.99
20	R	108	CLA	O2A-CGA-O1A	-2.43	117.55	123.63
20	4	311	CLA	C3C-C4C-CHD	-2.43	118.92	125.23
20	4	309	CLA	C3C-C4C-CHD	-2.43	118.92	125.23
22	A	843	BCR	C28-C27-C26	-2.43	109.72	114.06
20	A	813	CLA	C1D-ND-C4D	-2.43	104.61	106.31
20	B	826	CLA	CHC-C1C-C2C	-2.43	120.06	126.94
20	A	850	CLA	C4-C3-C5	2.43	119.44	115.23
20	B	828	CLA	CAA-C2A-C3A	-2.43	106.44	113.00
20	3	313	CLA	C3D-C4D-ND	2.43	112.82	109.50
20	2	310	CLA	O1D-CGD-CBD	-2.43	119.73	124.52
20	L	208	CLA	C1-O2A-CGA	2.43	122.53	116.65
22	B	844	BCR	C29-C30-C25	-2.43	106.91	110.44
22	B	844	BCR	C30-C25-C24	2.43	122.23	115.65
20	2	312	CLA	C4-C3-C2	-2.43	117.40	123.63
20	1	208	CLA	C2C-C1C-CHC	-2.43	119.48	125.84
20	3	302	CLA	C3D-C4D-ND	2.43	112.81	109.50
20	A	850	CLA	C1-C2-C3	-2.42	122.22	126.20
20	B	808	CLA	O2D-CGD-O1D	-2.42	119.13	123.85

Continued on next page...

Continued from previous page...

Mol	Chain	Res	Type	Atoms	Z	Observed(°)	Ideal(°)
22	B	846	BCR	C23-C24-C25	-2.42	120.53	127.00
20	J	103	CLA	O2D-CGD-O1D	-2.42	119.14	123.85
20	3	303	CLA	CHB-C4A-NA	2.42	127.89	124.40
21	2	320	LMU	O5 ¹ -C5 ¹ -C6 ¹	2.42	112.44	106.44
20	B	832	CLA	CHC-C1C-C2C	-2.42	120.09	126.94
20	A	818	CLA	CHC-C1C-C2C	-2.42	120.09	126.94
20	2	312	CLA	C1B-CHB-C4A	-2.42	125.43	130.04
20	K	102	CLA	CHB-C4A-NA	2.42	127.89	124.40
20	3	304	CLA	C3C-C4C-CHD	-2.42	118.95	125.23
22	B	844	BCR	C33-C5-C4	2.42	118.75	113.60
21	L	206	LMU	O5B-C5B-C6B	2.42	112.43	106.44
20	4	314	CLA	C2C-C1C-CHC	-2.42	119.51	125.84
20	2	310	CLA	CAA-C2A-C3A	-2.42	106.47	113.00
22	B	844	BCR	C37-C22-C21	-2.42	118.90	122.82
20	B	835	CLA	O2D-CGD-O1D	-2.42	119.15	123.85
20	A	820	CLA	CHC-C1C-C2C	-2.41	120.10	126.94
20	B	820	CLA	CHC-C1C-C2C	-2.41	120.10	126.94
20	2	317	CLA	C4-C3-C2	-2.41	117.43	123.63
21	1	218	LMU	O5 ¹ -C5 ¹ -C6 ¹	2.41	112.42	106.44
20	3	303	CLA	CMC-C2C-C1C	2.41	128.80	125.03
20	B	827	CLA	O2D-CGD-O1D	-2.41	119.15	123.85
20	B	803	CLA	CMA-C3A-C4A	-2.41	105.29	111.77
20	3	314	CLA	CHC-C1C-C2C	-2.41	120.11	126.94
20	3	308	CLA	C3D-C4D-ND	2.41	112.80	109.50
20	4	311	CLA	C3D-C4D-ND	2.41	112.79	109.50
20	B	819	CLA	CHB-C4A-NA	2.41	127.88	124.40
20	B	840	CLA	C1-C2-C3	-2.41	122.25	126.20
20	2	303	CLA	O2A-CGA-O1A	-2.41	117.61	123.63
20	A	836	CLA	C4A-NA-C1A	2.40	107.78	106.68
20	B	807	CLA	C1D-ND-C4D	-2.40	104.62	106.31
20	A	833	CLA	O2D-CGD-O1D	-2.40	119.17	123.85
20	A	823	CLA	O2D-CGD-O1D	-2.40	119.17	123.85
20	B	816	CLA	C4-C3-C2	-2.40	117.45	123.63
20	B	813	CLA	O2A-CGA-CBA	2.40	119.16	111.83
20	K	101	CLA	CHB-C4A-NA	2.40	127.87	124.40
20	A	831	CLA	CAC-C3C-C2C	-2.40	123.14	127.56
20	4	315	CLA	CHC-C1C-C2C	-2.40	120.14	126.94
20	L	201	CLA	C3D-C4D-ND	2.40	113.89	109.99
20	A	833	CLA	CAC-C3C-C2C	-2.40	123.15	127.56
20	3	314	CLA	O2D-CGD-O1D	-2.40	119.18	123.85
20	4	308	CLA	C2C-C1C-CHC	-2.40	119.56	125.84
20	L	204	CLA	C1-O2A-CGA	2.40	122.45	116.65

Continued on next page...

Continued from previous page...

Mol	Chain	Res	Type	Atoms	Z	Observed(°)	Ideal(°)
20	A	829	CLA	O1D-CGD-CBD	-2.40	119.79	124.52
20	L	202	CLA	CHB-C4A-NA	2.39	127.85	124.40
21	G	102	LMU	O5B-C5B-C6B	-2.39	100.51	106.44
20	B	802	CLA	CHC-C1C-C2C	-2.39	120.17	126.94
20	4	312	CLA	C3C-C4C-CHD	-2.39	119.02	125.23
20	2	317	CLA	O2A-CGA-CBA	2.39	119.12	111.83
20	A	841	CLA	CHB-C4A-NA	2.39	127.83	124.43
20	L	210	CLA	C1-C2-C3	-2.39	122.90	126.76
20	A	830	CLA	CMB-C2B-C3B	2.39	129.46	124.68
20	B	828	CLA	CAA-C2A-C1A	-2.39	104.15	111.97
20	A	804	CLA	CHB-C4A-NA	2.39	127.85	124.40
20	A	813	CLA	CAA-C2A-C1A	-2.39	104.15	111.97
20	A	807	CLA	CAC-C3C-C4C	2.39	127.90	124.79
20	4	302	CLA	CMB-C2B-C3B	2.39	129.69	124.69
22	A	844	BCR	C28-C27-C26	-2.39	109.80	114.06
21	A	847	LMU	C1'-C2'-C3'	2.39	115.03	110.01
20	A	803	CLA	O1D-CGD-CBD	-2.39	119.81	124.52
21	H	105	LMU	O5'-C1'-C2'	-2.39	105.47	110.37
20	2	301	CLA	C3D-C4D-ND	2.39	112.76	109.50
20	B	806	CLA	CHC-C1C-C2C	-2.38	120.19	126.94
20	B	806	CLA	C1D-ND-C4D	-2.38	104.64	106.31
22	A	843	BCR	C15-C16-C17	-2.38	118.64	123.52
21	2	322	LMU	C1'-O5'-C5'	2.38	118.37	113.72
20	K	103	CLA	C2D-C1D-ND	-2.38	107.77	110.13
20	L	201	CLA	CHB-C4A-NA	2.38	127.84	124.40
22	2	318	BCR	C8-C7-C6	-2.38	120.63	127.00
21	H	106	LMU	O5'-C1'-C2'	2.38	115.26	110.37
21	K	106	LMU	C1B-O5B-C5B	-2.38	109.07	113.72
21	A	855	LMU	O5'-C5'-C6'	2.38	112.34	106.44
20	1	207	CLA	O2D-CGD-O1D	-2.38	119.22	123.85
20	A	819	CLA	CAA-C2A-C3A	-2.38	106.57	113.00
22	B	846	BCR	C29-C30-C25	-2.38	106.98	110.44
20	4	317	CLA	O2D-CGD-O1D	-2.38	119.22	123.85
20	A	838	CLA	C1D-ND-C4D	-2.38	104.64	106.31
21	H	104	LMU	C3B-C4B-C5B	-2.38	105.92	110.23
20	1	204	CLA	O1D-CGD-CBD	-2.38	119.83	124.52
20	L	203	CLA	C6-C7-C8	-2.38	108.06	115.97
22	A	845	BCR	C8-C7-C6	-2.38	120.65	127.00
20	A	811	CLA	O2D-CGD-O1D	-2.38	119.22	123.85
20	B	833	CLA	CMB-C2B-C3B	2.38	129.43	124.68
20	B	832	CLA	C1-O2A-CGA	2.38	122.40	116.65
22	A	844	BCR	C38-C26-C27	2.38	118.66	113.60

Continued on next page...

Continued from previous page...

Mol	Chain	Res	Type	Atoms	Z	Observed(°)	Ideal(°)
20	B	826	CLA	C4A-NA-C1A	2.37	107.76	106.68
20	1	215	CLA	CHD-C1D-ND	2.37	128.14	124.80
20	4	312	CLA	CHB-C4A-NA	2.37	127.81	124.43
20	A	821	CLA	O2D-CGD-O1D	-2.37	119.23	123.85
20	A	822	CLA	CAA-C2A-C3A	-2.37	106.59	113.00
21	H	106	LMU	O5'-C5'-C6'	2.37	112.32	106.44
20	4	301	CLA	C1D-ND-C4D	-2.37	104.65	106.31
20	A	827	CLA	CAC-C3C-C4C	2.37	127.88	124.79
20	F	205	CLA	C1B-CHB-C4A	-2.37	125.52	130.04
20	A	807	CLA	CMC-C2C-C1C	2.37	128.74	125.03
20	1	207	CLA	CMB-C2B-C3B	2.37	129.42	124.68
20	K	104	CLA	C1-O2A-CGA	2.37	122.39	116.65
20	L	204	CLA	C4-C3-C2	-2.37	117.54	123.63
20	3	313	CLA	C3C-C4C-CHD	-2.37	119.08	125.23
20	R	107	CLA	C1-O2A-CGA	2.37	122.38	116.65
21	B	805	LMU	O5B-C1B-C2B	2.37	115.23	110.37
20	A	809	CLA	O2A-CGA-O1A	-2.37	117.71	123.63
20	B	816	CLA	CHC-C1C-C2C	-2.37	120.24	126.94
20	4	302	CLA	CBD-CHA-C1A	2.37	130.95	127.38
22	L	211	BCR	C8-C7-C6	-2.37	120.68	127.00
20	2	306	CLA	C3C-C4C-CHD	-2.36	119.09	125.23
21	L	212	LMU	O5'-C5'-C6'	2.36	112.30	106.44
20	1	201	CLA	C4D-CHA-C1A	-2.36	118.42	121.24
20	2	303	CLA	CED-O2D-CGD	2.36	121.28	115.92
20	B	827	CLA	CHC-C1C-C2C	-2.36	120.25	126.94
20	1	211	CLA	CHB-C4A-NA	2.36	127.81	124.40
20	B	827	CLA	C4A-NA-C1A	2.36	107.76	106.68
21	A	855	LMU	O1B-C4'-C5'	2.36	115.67	109.48
20	B	841	CLA	O2D-CGD-O1D	-2.36	119.25	123.85
20	B	828	CLA	CHC-C1C-C2C	-2.36	120.25	126.94
20	4	306	CLA	CBC-CAC-C3C	-2.36	106.02	112.42
22	B	844	BCR	C23-C22-C21	2.36	122.72	119.01
20	4	317	CLA	C4-C3-C5	2.36	119.33	115.23
20	A	838	CLA	C2A-C1A-CHA	-2.36	119.77	123.87
21	1	216	LMU	C1B-C2B-C3B	-2.36	105.05	110.01
20	B	807	CLA	CHC-C1C-C2C	-2.36	120.26	126.94
20	B	831	CLA	CHB-C4A-NA	2.36	127.80	124.40
22	J	102	BCR	C30-C25-C24	2.36	122.05	115.65
20	B	820	CLA	O2D-CGD-O1D	-2.36	119.26	123.85
20	A	816	CLA	C1-O2A-CGA	2.36	122.35	116.65
20	B	821	CLA	CMA-C3A-C2A	-2.36	104.88	113.98
22	B	847	BCR	C20-C19-C18	-2.35	119.91	126.36

Continued on next page...

Continued from previous page...

Mol	Chain	Res	Type	Atoms	Z	Observed(°)	Ideal(°)
20	4	303	CLA	O2A-CGA-O1A	-2.35	117.74	123.63
20	A	834	CLA	C2A-C1A-CHA	-2.35	119.78	123.87
20	3	308	CLA	C3C-C4C-CHD	-2.35	119.12	125.23
20	J	101	CLA	CED-O2D-CGD	2.35	121.25	115.92
20	A	802	CLA	C2B-C3B-C4B	2.35	108.30	106.29
20	A	804	CLA	C3B-C4B-NB	-2.35	106.17	109.21
20	A	816	CLA	CHC-C1C-C2C	-2.35	120.29	126.94
23	B	843	PQN	C14-C13-C15	2.35	119.30	115.23
20	4	315	CLA	CBA-CAA-C2A	-2.35	106.81	113.79
20	4	310	CLA	CBC-CAC-C3C	-2.35	106.06	112.42
20	A	835	CLA	O1D-CGD-CBD	-2.35	119.89	124.52
20	4	312	CLA	C2C-C1C-CHC	-2.34	119.70	125.84
21	A	848	LMU	O5 ¹ -C5 ¹ -C6 ¹	2.34	112.25	106.44
20	B	835	CLA	O1D-CGD-CBD	-2.34	119.90	124.52
20	1	209	CLA	C2B-C3B-C4B	2.34	108.29	106.29
20	2	317	CLA	CHC-C1C-C2C	-2.34	120.31	126.94
20	B	817	CLA	O2D-CGD-O1D	-2.34	119.29	123.85
21	H	103	LMU	O5 ¹ -C5 ¹ -C4 ¹	-2.34	104.89	109.72
21	B	804	LMU	C6B-C5B-C4B	-2.34	107.28	113.02
21	2	320	LMU	C3 ¹ -C4 ¹ -C5 ¹	2.34	116.11	110.93
20	K	102	CLA	CED-O2D-CGD	2.34	121.22	115.92
20	B	826	CLA	O2A-CGA-CBA	2.34	118.96	111.83
20	G	105	CLA	CHC-C1C-C2C	-2.34	120.32	126.94
20	A	833	CLA	CED-O2D-CGD	2.34	121.22	115.92
22	A	845	BCR	C23-C24-C25	-2.34	120.75	127.00
20	2	312	CLA	O1D-CGD-CBD	-2.34	119.91	124.52
20	B	810	CLA	O2A-CGA-O1A	-2.34	117.78	123.63
20	F	206	CLA	C4A-NA-C1A	2.34	107.75	106.68
20	B	812	CLA	O1D-CGD-CBD	-2.34	119.91	124.52
20	2	312	CLA	CHC-C1C-C2C	-2.34	120.33	126.94
20	B	824	CLA	O2A-CGA-O1A	-2.34	117.79	123.63
20	A	823	CLA	C1-C2-C3	-2.33	122.37	126.20
20	4	303	CLA	C1D-ND-C4D	-2.33	104.67	106.31
20	B	824	CLA	C10-C8-C7	2.33	123.89	112.07
20	A	833	CLA	C3D-C4D-ND	2.33	113.78	109.99
20	A	819	CLA	O2A-CGA-CBA	2.33	118.95	111.83
20	1	210	CLA	CHB-C4A-NA	2.33	127.77	124.40
20	2	305	CLA	C1-O2A-CGA	2.33	122.30	116.65
20	B	832	CLA	C1-C2-C3	-2.33	122.38	126.20
20	4	306	CLA	CGD-CBD-CAD	2.33	118.39	110.85
20	A	816	CLA	O1D-CGD-CBD	-2.33	119.92	124.52
20	A	839	CLA	O1D-CGD-CBD	-2.33	119.92	124.52

Continued on next page...

Continued from previous page...

Mol	Chain	Res	Type	Atoms	Z	Observed(°)	Ideal(°)
20	A	828	CLA	CHB-C4A-NA	2.33	127.76	124.40
20	B	827	CLA	CHB-C4A-NA	2.33	127.76	124.40
20	4	318	CLA	CAA-C2A-C3A	2.33	119.29	113.00
20	L	204	CLA	CHC-C1C-C2C	-2.33	120.34	126.94
20	A	817	CLA	O1D-CGD-CBD	-2.33	119.92	124.52
20	H	102	CLA	CHB-C4A-NA	2.33	127.76	124.40
20	H	112	CLA	CED-O2D-CGD	2.33	121.20	115.92
20	4	305	CLA	C1-C2-C3	-2.33	123.00	126.76
20	B	812	CLA	CHC-C1C-C2C	-2.33	120.35	126.94
20	A	838	CLA	C3D-C4D-ND	2.33	113.77	109.99
20	3	315	CLA	C11-C10-C8	-2.32	108.24	115.97
20	B	827	CLA	CMB-C2B-C3B	2.32	129.33	124.68
20	B	837	CLA	O2A-CGA-CBA	2.32	118.92	111.83
20	B	818	CLA	CED-O2D-CGD	2.32	121.18	115.92
22	J	102	BCR	C23-C24-C25	-2.32	120.79	127.00
20	B	819	CLA	C2D-C1D-ND	-2.32	107.83	110.13
20	1	215	CLA	C1-O2A-CGA	2.32	122.27	116.65
21	K	105	LMU	O3B-C3B-C4B	-2.32	104.90	110.38
20	F	201	CLA	C1D-ND-C4D	-2.32	104.68	106.31
20	3	306	CLA	CHD-C1D-ND	2.32	128.12	124.84
20	2	317	CLA	CED-O2D-CGD	2.32	121.17	115.92
20	A	807	CLA	CHC-C1C-C2C	-2.32	120.38	126.94
20	A	805	CLA	O1D-CGD-CBD	-2.32	119.95	124.52
20	2	302	CLA	O1D-CGD-CBD	-2.32	119.95	124.52
20	4	302	CLA	CHC-C1C-C2C	-2.32	120.38	126.94
20	L	208	CLA	CHC-C1C-C2C	-2.32	120.38	126.94
20	B	838	CLA	C3D-C4D-ND	2.32	113.75	109.99
20	1	209	CLA	CHD-C1D-ND	2.32	128.12	124.84
20	1	201	CLA	CGD-CBD-CAD	-2.32	103.35	110.85
20	B	803	CLA	CED-O2D-CGD	2.32	121.17	115.92
20	A	825	CLA	O2A-CGA-CBA	2.32	118.89	111.83
20	F	201	CLA	CMD-C2D-C3D	-2.32	122.38	127.69
22	F	203	BCR	C11-C12-C13	-2.31	120.02	126.36
20	A	815	CLA	CGD-CBD-CAD	2.31	118.34	110.85
22	F	203	BCR	C24-C23-C22	-2.31	122.81	126.23
20	A	818	CLA	CAA-C2A-C1A	-2.31	104.39	111.97
20	A	804	CLA	C3D-C4D-ND	2.31	113.75	109.99
20	L	204	CLA	C3D-C4D-ND	2.31	113.74	109.99
25	B	848	LMG	O7-C10-O9	-2.31	118.30	123.70
22	F	203	BCR	C37-C22-C21	-2.31	119.07	122.82
22	B	846	BCR	C33-C5-C4	2.31	118.52	113.60
20	A	828	CLA	O1D-CGD-CBD	-2.31	119.96	124.52

Continued on next page...

Continued from previous page...

Mol	Chain	Res	Type	Atoms	Z	Observed(°)	Ideal(°)
20	A	815	CLA	O2A-CGA-O1A	-2.31	117.85	123.63
22	A	844	BCR	C3-C4-C5	-2.31	109.94	114.06
20	B	817	CLA	C3D-C4D-ND	2.31	113.74	109.99
20	B	830	CLA	O2A-CGA-CBA	2.31	118.87	111.83
20	A	822	CLA	CAC-C3C-C4C	2.31	127.79	124.79
21	4	320	LMU	O5B-C5B-C6B	2.31	112.16	106.44
20	A	804	CLA	C1D-ND-C4D	-2.31	104.69	106.31
20	A	833	CLA	O1D-CGD-CBD	-2.31	119.97	124.52
20	3	311	CLA	C1-C2-C3	-2.30	122.42	126.20
20	L	201	CLA	C1D-ND-C4D	-2.30	104.70	106.31
20	4	312	CLA	C3D-C2D-C1D	2.30	110.14	107.35
20	2	310	CLA	CAA-C2A-C1A	-2.30	104.43	111.97
22	I	101	BCR	C12-C13-C14	-2.30	115.39	119.01
20	A	828	CLA	C2A-C1A-CHA	-2.30	119.87	123.87
21	B	849	LMU	O1B-C4'-C3'	2.30	113.07	107.23
21	2	322	LMU	O1'-C1'-C2'	2.30	111.76	108.27
22	B	846	BCR	C37-C22-C23	2.30	121.60	118.09
20	B	828	CLA	C2A-C1A-CHA	-2.30	119.88	123.87
20	3	318	CLA	CAA-C2A-C3A	-2.30	110.96	116.23
20	A	851	CLA	C3D-C4D-ND	2.30	113.72	109.99
20	F	207	CLA	C3D-C4D-ND	2.29	113.72	109.99
20	F	201	CLA	O1D-CGD-CBD	-2.29	119.99	124.52
20	1	213	CLA	CMA-C3A-C2A	2.29	122.85	113.98
20	A	826	CLA	CHC-C1C-C2C	-2.29	120.45	126.94
20	L	204	CLA	C2A-C1A-CHA	-2.29	119.89	123.87
21	A	846	LMU	O1'-C1'-C2'	2.29	111.75	108.27
20	A	829	CLA	C1-O2A-CGA	2.29	122.20	116.65
20	B	825	CLA	C1-O2A-CGA	2.29	122.20	116.65
21	L	205	LMU	O1B-C1B-C2B	2.29	113.73	108.09
21	3	319	LMU	C1B-O1B-C4'	-2.29	112.55	117.98
22	A	844	BCR	C4-C5-C6	-2.29	119.61	122.70
20	4	302	CLA	CHB-C4A-NA	2.29	127.70	124.40
20	A	812	CLA	CED-O2D-CGD	2.29	121.11	115.92
20	1	203	CLA	CBC-CAC-C3C	-2.29	106.22	112.42
20	4	314	CLA	CHD-C1D-ND	2.29	128.07	124.84
20	F	206	CLA	C2A-C1A-CHA	-2.29	119.90	123.86
20	L	203	CLA	O2A-CGA-CBA	2.29	118.81	111.83
20	G	105	CLA	C4-C3-C5	2.29	118.82	116.13
20	A	849	CLA	CMC-C2C-C1C	2.29	128.60	125.03
22	A	845	BCR	C1-C6-C7	2.28	121.85	115.65
21	A	852	LMU	O5'-C5'-C6'	2.28	112.10	106.44
20	B	820	CLA	CMC-C2C-C1C	2.28	128.60	125.03

Continued on next page...

Continued from previous page...

Mol	Chain	Res	Type	Atoms	Z	Observed(°)	Ideal(°)
20	A	806	CLA	C3D-C4D-ND	2.28	113.70	109.99
22	A	843	BCR	C1-C6-C7	2.28	121.84	115.65
20	1	209	CLA	C1C-NC-C4C	-2.28	105.64	106.68
20	B	830	CLA	C3D-C4D-ND	2.28	113.69	109.99
22	B	844	BCR	C36-C18-C19	2.28	121.57	118.09
21	R	103	LMU	O5B-C5B-C4B	2.28	113.81	109.70
20	1	208	CLA	C2B-C3B-C4B	2.28	108.24	106.29
20	A	819	CLA	CGD-CBD-CAD	2.28	118.22	110.85
20	B	840	CLA	C1D-ND-C4D	-2.28	104.71	106.31
20	B	841	CLA	C4-C3-C5	2.28	119.18	115.23
20	B	834	CLA	O1D-CGD-CBD	-2.28	120.03	124.52
21	A	846	LMU	O5B-C5B-C4B	2.28	113.80	109.70
20	A	835	CLA	C1D-ND-C4D	-2.28	104.72	106.31
22	A	845	BCR	C11-C12-C13	-2.28	120.12	126.36
20	4	317	CLA	O2A-CGA-CBA	2.28	118.77	111.83
22	A	844	BCR	C15-C16-C17	-2.28	118.86	123.52
21	R	102	LMU	O1'-C1'-C2'	2.28	111.73	108.27
20	B	842	CLA	CGD-CBD-CAD	-2.27	104.97	114.30
20	A	816	CLA	CED-O2D-CGD	2.27	121.08	115.92
20	B	821	CLA	CHB-C4A-NA	2.27	127.68	124.40
20	A	837	CLA	CBC-CAC-C3C	-2.27	106.25	112.42
20	2	308	CLA	C3D-C4D-ND	2.27	112.61	109.50
20	B	836	CLA	CHB-C4A-NA	2.27	127.68	124.40
20	B	830	CLA	C1D-ND-C4D	-2.27	104.72	106.31
20	L	210	CLA	CAC-C3C-C4C	2.27	127.74	124.79
21	G	102	LMU	O5B-C1B-C2B	-2.27	105.71	110.37
20	A	818	CLA	CHB-C4A-NA	2.27	127.67	124.40
22	B	844	BCR	C15-C14-C13	-2.27	124.10	127.28
20	F	201	CLA	CHB-C4A-NA	2.27	127.67	124.40
20	A	839	CLA	C3D-C4D-ND	2.26	113.67	109.99
20	4	317	CLA	C3A-C2A-C1A	2.26	104.73	101.34
20	A	826	CLA	C7-C6-C5	-2.26	107.23	113.26
20	B	812	CLA	C1B-CHB-C4A	-2.26	125.72	130.04
20	B	850	CLA	C3D-C4D-ND	2.26	113.67	109.99
20	K	103	CLA	C5-C3-C4	2.26	119.80	114.59
20	L	202	CLA	C4-C3-C5	2.26	119.16	115.23
20	A	819	CLA	C1-O2A-CGA	2.26	122.12	116.65
20	A	834	CLA	CHB-C4A-NA	2.26	127.66	124.40
20	B	814	CLA	C3D-C4D-ND	2.26	113.66	109.99
21	A	854	LMU	C1-O1'-C1'	-2.26	109.82	113.68
20	4	313	CLA	CAC-C3C-C4C	2.26	128.57	125.03
21	1	218	LMU	O5B-C5B-C6B	2.26	112.04	106.44

Continued on next page...

Continued from previous page...

Mol	Chain	Res	Type	Atoms	Z	Observed(°)	Ideal(°)
22	A	844	BCR	C1-C6-C7	2.26	121.78	115.65
20	4	306	CLA	C4-C3-C2	-2.26	117.82	123.63
22	B	844	BCR	C4-C5-C6	-2.26	119.65	122.70
22	2	318	BCR	C20-C19-C18	-2.26	120.17	126.36
20	K	101	CLA	C3D-C4D-ND	2.26	113.66	109.99
20	A	816	CLA	O2D-CGD-O1D	-2.25	119.46	123.85
22	A	843	BCR	C38-C26-C27	2.25	118.40	113.60
20	A	831	CLA	C11-C12-C13	-2.25	108.47	115.97
20	3	309	CLA	C3C-C4C-CHD	-2.25	119.38	125.23
20	F	207	CLA	O2A-CGA-CBA	2.25	118.70	111.83
22	I	103	BCR	C19-C18-C17	2.25	122.55	119.01
20	B	823	CLA	O2A-CGA-CBA	2.25	118.70	111.83
20	A	850	CLA	O2A-C1-C2	2.25	116.77	108.11
20	L	201	CLA	O2A-CGA-O1A	-2.25	118.00	123.63
22	B	846	BCR	C30-C25-C26	-2.25	119.56	122.64
22	B	845	BCR	C16-C15-C14	-2.25	118.92	123.52
20	A	834	CLA	CMB-C2B-C3B	2.25	129.18	124.68
20	B	826	CLA	CHB-C4A-NA	2.25	127.65	124.40
20	A	819	CLA	C1B-CHB-C4A	-2.25	125.75	130.04
20	A	828	CLA	O2A-CGA-O1A	-2.25	118.00	123.63
20	B	809	CLA	CMA-C3A-C2A	-2.25	105.29	113.98
20	B	817	CLA	O2A-CGA-CBA	2.25	120.63	112.14
20	A	815	CLA	C3D-C4D-ND	2.25	113.64	109.99
20	B	823	CLA	CAC-C3C-C4C	2.25	127.71	124.79
22	L	211	BCR	C28-C27-C26	-2.25	110.05	114.06
20	1	212	CLA	C3C-C4C-CHD	-2.24	119.40	125.23
20	A	801	CLA	O2A-CGA-O1A	-2.24	118.01	123.63
20	1	215	CLA	O2A-CGA-CBA	2.24	118.68	111.83
20	A	826	CLA	C11-C10-C8	-2.24	108.51	115.97
20	B	809	CLA	C3D-C4D-ND	2.24	113.63	109.99
20	R	108	CLA	CGD-CBD-CAD	-2.24	103.59	110.85
22	A	843	BCR	C30-C25-C26	-2.24	119.57	122.64
20	B	840	CLA	O2A-CGA-O1A	-2.24	118.02	123.63
20	A	838	CLA	CHC-C1C-C2C	-2.24	120.60	126.94
20	A	829	CLA	CHB-C4A-NA	2.24	127.63	124.40
20	4	303	CLA	C6-C5-C3	-2.24	108.01	113.47
20	L	201	CLA	CED-O2D-CGD	2.24	120.99	115.92
20	2	311	CLA	O2A-CGA-O1A	-2.24	118.03	123.63
20	H	102	CLA	O2A-CGA-O1A	-2.24	118.03	123.63
20	A	832	CLA	CED-O2D-CGD	2.24	120.99	115.92
20	A	832	CLA	O2A-CGA-O1A	-2.24	118.03	123.63
21	R	102	LMU	C3B-C4B-C5B	-2.24	106.18	110.23

Continued on next page...

Continued from previous page...

Mol	Chain	Res	Type	Atoms	Z	Observed(°)	Ideal(°)
21	B	804	LMU	O3'-C3'-C2'	2.24	115.64	110.38
20	B	841	CLA	CMB-C2B-C1B	2.23	131.73	128.46
20	4	304	CLA	CAC-C3C-C2C	-2.23	123.45	127.56
22	2	318	BCR	C37-C22-C23	2.23	121.50	118.09
20	4	318	CLA	CMA-C3A-C4A	-2.23	105.77	111.77
20	L	203	CLA	O2D-CGD-O1D	-2.23	119.50	123.85
20	1	205	CLA	CAA-C2A-C3A	-2.23	111.11	116.23
20	A	813	CLA	O2D-CGD-O1D	-2.23	119.50	123.85
20	1	204	CLA	C1B-CHB-C4A	-2.23	125.78	130.04
23	A	842	PQN	C12-C11-C3	-2.23	106.58	112.08
22	A	845	BCR	C38-C26-C25	-2.23	122.05	124.48
20	B	809	CLA	O2A-CGA-O1A	-2.23	118.05	123.63
21	K	107	LMU	O5B-C5B-C6B	2.23	111.96	106.44
20	A	838	CLA	C6-C7-C8	-2.23	108.56	115.97
20	B	825	CLA	CAA-CBA-CGA	-2.23	106.88	113.21
22	B	801	BCR	C20-C19-C18	-2.23	120.26	126.36
22	A	845	BCR	C35-C13-C14	-2.23	119.21	122.82
20	A	822	CLA	CMB-C2B-C3B	2.22	129.12	124.68
22	2	318	BCR	C36-C18-C17	-2.22	119.22	122.82
20	1	213	CLA	O2A-CGA-O1A	-2.22	118.07	123.63
20	2	307	CLA	O1D-CGD-CBD	-2.22	120.14	124.52
20	A	808	CLA	O2A-CGA-CBA	2.22	118.61	111.83
20	4	305	CLA	C1D-ND-C4D	-2.22	104.75	106.31
20	1	206	CLA	CED-O2D-CGD	2.22	120.95	115.92
20	B	827	CLA	C3D-C4D-ND	2.22	113.59	109.99
20	3	314	CLA	C3D-C4D-ND	2.22	113.59	109.99
20	A	851	CLA	CGD-CBD-CAD	2.22	118.03	110.85
20	L	208	CLA	O2A-CGA-CBA	2.22	118.60	111.83
20	B	813	CLA	C2A-C1A-CHA	-2.22	120.02	123.87
20	A	816	CLA	CMB-C2B-C3B	2.22	129.11	124.68
20	4	303	CLA	C7-C6-C5	-2.22	107.35	113.26
21	E	101	LMU	C1'-C2'-C3'	2.22	114.67	110.01
20	B	833	CLA	O2A-CGA-O1A	-2.22	118.08	123.63
20	2	315	CLA	C1D-ND-C4D	-2.22	104.76	106.31
20	B	814	CLA	CHC-C1C-C2C	-2.22	120.67	126.94
21	L	205	LMU	O5B-C1B-C2B	2.22	114.92	110.37
20	A	815	CLA	CED-O2D-CGD	2.21	120.94	115.92
20	B	841	CLA	CAA-CBA-CGA	2.21	119.49	113.21
20	A	849	CLA	CHC-C1C-C2C	-2.21	120.67	126.94
20	3	313	CLA	C2B-C3B-C4B	2.21	108.18	106.29
20	4	308	CLA	C2B-C3B-C4B	2.21	108.18	106.29
20	B	812	CLA	CAC-C3C-C4C	2.21	127.67	124.79

Continued on next page...

Continued from previous page...

Mol	Chain	Res	Type	Atoms	Z	Observed(°)	Ideal(°)
20	A	830	CLA	C3D-C4D-ND	2.21	113.58	109.99
20	L	210	CLA	CHB-C4A-NA	2.21	127.59	124.40
20	3	310	CLA	CBC-CAC-C3C	-2.21	106.43	112.42
20	3	315	CLA	O2A-CGA-CBA	2.21	118.57	111.83
20	K	104	CLA	C4A-NA-C1A	2.21	107.69	106.68
20	4	317	CLA	C4-C3-C2	-2.21	117.96	123.63
21	B	805	LMU	O3B-C3B-C2B	-2.21	105.17	110.38
20	R	107	CLA	CAA-CBA-CGA	2.21	119.47	113.21
20	1	206	CLA	O1D-CGD-CBD	-2.21	120.17	124.52
20	B	831	CLA	C3D-C4D-ND	2.21	113.57	109.99
20	R	108	CLA	CAA-C2A-C1A	2.21	119.20	111.97
21	A	848	LMU	C1-O1'-C1'	-2.20	109.91	113.68
20	B	850	CLA	CAC-C3C-C4C	2.20	127.66	124.79
21	R	109	LMU	O1'-C1'-C2'	2.20	111.62	108.27
20	2	308	CLA	CHD-C1D-ND	2.20	127.95	124.84
22	A	844	BCR	C38-C26-C25	-2.20	122.08	124.48
20	F	205	CLA	C1D-ND-C4D	-2.20	104.77	106.31
20	B	815	CLA	O1D-CGD-CBD	-2.20	120.18	124.52
20	A	809	CLA	C3D-C4D-ND	2.20	113.56	109.99
20	A	825	CLA	C2A-C1A-CHA	-2.20	120.05	123.87
20	3	314	CLA	O1D-CGD-CBD	-2.20	120.18	124.52
20	2	301	CLA	C3C-C4C-CHD	-2.20	119.52	125.23
20	K	103	CLA	CED-O2D-CGD	2.20	120.90	115.92
20	2	302	CLA	C4D-CHA-C1A	2.20	123.87	121.24
20	A	817	CLA	C3D-C4D-ND	2.20	113.56	109.99
21	1	218	LMU	C1'-C2'-C3'	2.20	114.63	110.01
22	J	102	BCR	C33-C5-C6	-2.20	122.09	124.48
20	B	840	CLA	C3D-C4D-ND	2.20	113.56	109.99
20	2	307	CLA	CED-O2D-CGD	2.20	120.90	115.92
20	A	839	CLA	CED-O2D-CGD	2.20	120.90	115.92
20	A	819	CLA	CMB-C2B-C3B	2.20	129.07	124.68
22	F	203	BCR	C38-C26-C27	2.20	118.28	113.60
20	4	306	CLA	C4-C3-C5	2.19	119.04	115.23
21	3	320	LMU	C1'-O5'-C5'	2.19	118.00	113.72
20	4	314	CLA	C3D-C4D-ND	2.19	112.50	109.50
20	4	307	CLA	CHB-C4A-NA	2.19	127.55	124.43
20	A	851	CLA	O2A-CGA-O1A	-2.19	118.14	123.63
20	1	204	CLA	CMB-C2B-C3B	2.19	129.06	124.68
20	A	849	CLA	C3B-C4B-NB	-2.19	106.38	109.21
22	I	103	BCR	C7-C6-C5	2.19	126.60	121.56
22	B	845	BCR	C1-C6-C7	2.19	121.59	115.65
20	B	810	CLA	CAC-C3C-C4C	2.19	127.64	124.79

Continued on next page...

Continued from previous page...

Mol	Chain	Res	Type	Atoms	Z	Observed(°)	Ideal(°)
22	B	847	BCR	C27-C26-C25	-2.19	119.75	122.70
20	B	810	CLA	O2D-CGD-O1D	-2.19	119.59	123.85
20	B	833	CLA	O2D-CGD-O1D	-2.19	119.59	123.85
21	R	101	LMU	O5B-C1B-C2B	-2.19	105.87	110.37
22	B	846	BCR	C27-C26-C25	-2.19	119.75	122.70
20	R	107	CLA	C3D-C4D-ND	2.19	113.54	109.99
20	2	301	CLA	C2B-C3B-C4B	2.19	108.16	106.29
21	D	201	LMU	O5'-C1'-C2'	-2.19	105.88	110.37
20	K	102	CLA	C3D-C4D-ND	2.18	113.54	109.99
20	4	303	CLA	CAC-C3C-C4C	2.18	127.63	124.79
20	1	213	CLA	O1D-CGD-CBD	-2.18	120.21	124.52
20	A	813	CLA	C5-C3-C4	2.18	119.61	114.59
20	A	833	CLA	C2A-C1A-CHA	-2.18	120.08	123.87
20	4	309	CLA	CHD-C1D-ND	2.18	127.92	124.84
20	K	102	CLA	C2A-C1A-CHA	-2.18	120.08	123.87
20	A	837	CLA	C1-O2A-CGA	2.18	121.93	116.65
20	B	850	CLA	C7-C6-C5	-2.18	107.45	113.26
20	A	818	CLA	C3D-C4D-ND	2.18	113.53	109.99
20	B	822	CLA	O2A-CGA-CBA	2.18	120.37	112.14
20	B	815	CLA	C3D-C4D-ND	2.18	113.53	109.99
20	A	803	CLA	CBC-CAC-C3C	-2.18	106.51	112.42
21	H	103	LMU	O6'-C6'-C5'	-2.18	103.92	111.33
21	R	104	LMU	O1B-C1B-O5B	-2.18	104.96	110.69
20	B	827	CLA	O1D-CGD-CBD	-2.18	120.22	124.52
21	E	101	LMU	O3B-C3B-C2B	2.18	115.51	110.38
20	A	818	CLA	C2A-C1A-CHA	-2.18	120.09	123.87
22	A	845	BCR	C20-C19-C18	-2.17	120.40	126.36
20	I	102	CLA	O2A-CGA-O1A	-2.17	118.19	123.63
20	2	302	CLA	C2A-C1A-CHA	-2.17	120.09	123.87
21	G	102	LMU	O5B-C5B-C4B	-2.17	105.78	109.70
21	L	212	LMU	O1B-C4'-C3'	2.17	112.75	107.23
22	G	104	BCR	C28-C27-C26	-2.17	110.18	114.06
20	1	201	CLA	O1D-CGD-CBD	-2.17	120.24	124.52
20	3	307	CLA	C3B-C4B-NB	2.17	112.02	109.21
20	B	821	CLA	O1D-CGD-CBD	-2.17	120.24	124.52
21	4	321	LMU	C3B-C4B-C5B	2.17	114.16	110.23
20	A	802	CLA	C3D-C2D-C1D	2.17	109.98	107.35
21	3	320	LMU	C1'-C2'-C3'	-2.17	105.45	110.01
20	A	803	CLA	O2A-CGA-CBA	2.17	120.32	112.14
22	F	204	BCR	C4-C5-C6	-2.16	119.78	122.70
20	A	811	CLA	C3A-C2A-C1A	2.16	104.58	101.34
21	A	853	LMU	C1-O1'-C1'	-2.16	109.98	113.68

Continued on next page...

Continued from previous page...

Mol	Chain	Res	Type	Atoms	Z	Observed(°)	Ideal(°)
22	J	102	BCR	C11-C12-C13	-2.16	120.43	126.36
21	H	103	LMU	O1'-C1'-C2'	2.16	111.56	108.27
20	1	206	CLA	C3D-C4D-ND	2.16	113.50	109.99
20	L	202	CLA	C3D-C4D-ND	2.16	113.50	109.99
22	J	102	BCR	C15-C16-C17	-2.16	119.09	123.52
20	B	824	CLA	CMB-C2B-C3B	2.16	129.00	124.68
20	3	303	CLA	C3D-C4D-ND	2.16	113.50	109.99
20	A	831	CLA	C3B-C4B-NB	-2.16	106.42	109.21
20	A	807	CLA	O2A-CGA-CBA	2.16	120.30	112.14
20	L	210	CLA	CHC-C1C-C2C	-2.16	120.82	126.94
20	A	835	CLA	CMB-C2B-C3B	2.16	129.00	124.68
20	4	318	CLA	C2D-C1D-ND	-2.16	107.99	110.13
21	H	105	LMU	O1'-C1-C2	2.16	116.69	109.37
20	A	824	CLA	C3D-C4D-ND	2.16	113.50	109.99
20	B	823	CLA	C3D-C4D-ND	2.16	113.50	109.99
20	F	201	CLA	CAA-C2A-C3A	-2.16	107.17	113.00
20	B	812	CLA	C1-C2-C3	-2.16	122.66	126.20
20	A	809	CLA	O1D-CGD-CBD	-2.16	120.26	124.52
20	2	312	CLA	C11-C12-C13	-2.16	108.80	115.97
20	B	828	CLA	CMB-C2B-C3B	2.16	128.99	124.68
20	4	301	CLA	O2A-CGA-O1A	-2.16	118.23	123.63
20	3	315	CLA	CED-O2D-CGD	2.16	120.81	115.92
20	A	839	CLA	C6-C5-C3	-2.16	108.22	113.47
20	B	829	CLA	O1D-CGD-CBD	-2.15	120.27	124.52
20	B	842	CLA	C1D-ND-C4D	-2.15	104.80	106.31
20	B	819	CLA	CMB-C2B-C3B	2.15	128.99	124.68
20	3	318	CLA	C3D-C4D-ND	2.15	113.49	109.99
20	A	824	CLA	C2A-C1A-CHA	-2.15	120.13	123.87
21	R	104	LMU	C1B-O1B-C4'	2.15	123.08	117.98
20	A	826	CLA	CMB-C2B-C3B	2.15	128.98	124.68
20	B	833	CLA	CAC-C3C-C4C	2.15	127.59	124.79
20	2	316	CLA	C3D-C4D-ND	2.15	112.44	109.50
20	B	814	CLA	O1D-CGD-CBD	-2.15	120.27	124.52
20	F	207	CLA	C2A-C3A-C4A	2.15	105.34	101.87
20	B	838	CLA	O1D-CGD-CBD	-2.15	120.28	124.52
20	H	101	CLA	CAA-C2A-C1A	2.15	119.02	111.97
20	A	849	CLA	C6-C7-C8	-2.15	108.82	115.97
22	2	318	BCR	C24-C23-C22	-2.15	123.06	126.23
20	A	822	CLA	O2D-CGD-O1D	-2.15	119.66	123.85
22	B	845	BCR	C2-C1-C6	2.15	113.56	110.44
20	L	204	CLA	CED-O2D-CGD	2.15	120.79	115.92
22	F	204	BCR	C35-C13-C14	-2.15	119.34	122.82

Continued on next page...

Continued from previous page...

Mol	Chain	Res	Type	Atoms	Z	Observed(°)	Ideal(°)
20	B	831	CLA	C2D-C1D-ND	-2.15	108.00	110.13
20	2	303	CLA	C6-C5-C3	-2.15	108.24	113.47
20	4	306	CLA	C3C-C4C-NC	-2.15	107.68	110.43
20	B	816	CLA	CMB-C2B-C3B	2.15	128.97	124.68
20	L	208	CLA	C3D-C4D-ND	2.14	113.47	109.99
20	B	822	CLA	CMB-C2B-C3B	2.14	128.97	124.68
20	A	849	CLA	CMA-C3A-C2A	-2.14	105.69	113.98
20	A	837	CLA	C3D-C4D-ND	2.14	113.47	109.99
20	B	814	CLA	C3A-C2A-C1A	2.14	104.55	101.34
20	B	842	CLA	C3D-C4D-ND	2.14	113.47	109.99
20	B	808	CLA	CBC-CAC-C3C	-2.14	106.61	112.42
20	B	808	CLA	C4-C3-C5	2.14	118.95	115.23
22	J	102	BCR	C20-C19-C18	-2.14	120.49	126.36
20	2	310	CLA	C5-C3-C4	2.14	119.52	114.59
21	2	320	LMU	O5 ¹ -C1 ¹ -C2 ¹	2.14	114.77	110.37
20	2	307	CLA	O2A-CGA-O1A	-2.14	118.28	123.63
20	L	202	CLA	C2A-C1A-CHA	-2.14	120.15	123.87
21	C	101	LMU	O5B-C5B-C4B	-2.14	105.84	109.70
21	A	854	LMU	C3 ¹ -C4 ¹ -C5 ¹	2.14	115.67	110.93
20	H	112	CLA	O1D-CGD-CBD	-2.14	120.30	124.52
20	A	835	CLA	O2A-CGA-O1A	-2.14	118.28	123.63
20	F	207	CLA	C1C-C2C-C3C	-2.14	104.73	106.98
20	B	822	CLA	C1B-CHB-C4A	-2.14	125.97	130.04
22	B	845	BCR	C33-C5-C6	-2.14	122.15	124.48
22	B	847	BCR	C1-C6-C5	-2.14	119.72	122.64
20	3	310	CLA	CHB-C4A-NA	2.13	127.48	124.40
20	B	812	CLA	CAA-CBA-CGA	-2.13	107.15	113.21
22	J	102	BCR	C28-C27-C26	-2.13	110.25	114.06
20	A	829	CLA	O2A-CGA-O1A	-2.13	118.30	123.63
20	B	826	CLA	C2A-C1A-CHA	-2.13	120.17	123.87
20	F	206	CLA	C3D-C4D-ND	2.13	113.45	109.99
21	K	107	LMU	O5 ¹ -C5 ¹ -C6 ¹	2.13	111.72	106.44
20	1	210	CLA	C3D-C4D-ND	2.13	113.45	109.99
20	B	835	CLA	O2A-CGA-O1A	-2.13	117.85	123.33
21	B	805	LMU	C1 ¹ -C2 ¹ -C3 ¹	2.13	114.49	110.01
20	A	809	CLA	C1-C2-C3	2.13	129.69	126.20
22	B	846	BCR	C16-C15-C14	-2.13	119.16	123.52
20	2	315	CLA	CAC-C3C-C4C	-2.13	122.02	124.79
20	B	835	CLA	CHB-C4A-NA	2.13	127.47	124.40
21	G	102	LMU	O4 ¹ -C4B-C3B	2.13	115.39	110.38
20	B	816	CLA	C3D-C4D-ND	2.13	113.44	109.99
20	B	829	CLA	C16-C15-C13	-2.13	108.90	115.97

Continued on next page...

Continued from previous page...

Mol	Chain	Res	Type	Atoms	Z	Observed(°)	Ideal(°)
21	B	849	LMU	C3B-C4B-C5B	2.13	114.09	110.23
20	2	311	CLA	CED-O2D-CGD	2.13	120.74	115.92
20	3	306	CLA	C3D-C4D-ND	2.13	112.41	109.50
20	A	836	CLA	CAA-CBA-CGA	-2.12	107.18	113.21
20	H	102	CLA	O2D-CGD-O1D	-2.12	119.71	123.85
20	B	850	CLA	C1D-ND-C4D	-2.12	104.82	106.31
20	B	836	CLA	C3D-C4D-ND	2.12	113.44	109.99
22	G	104	BCR	C11-C12-C13	-2.12	120.54	126.36
20	1	215	CLA	CMA-C3A-C2A	-2.12	105.78	113.98
20	B	835	CLA	CMB-C2B-C1B	-2.12	125.35	128.46
21	E	101	LMU	O1'-C1'-C2'	-2.12	105.05	108.27
20	B	826	CLA	C3D-C4D-ND	2.12	113.43	109.99
20	A	819	CLA	C3A-C2A-C1A	2.12	104.52	101.34
22	G	104	BCR	C27-C26-C25	-2.12	119.84	122.70
20	3	316	CLA	C3D-C2D-C1D	2.12	109.92	107.35
20	L	204	CLA	CMC-C2C-C1C	2.12	128.34	125.03
20	B	823	CLA	C2A-C1A-CHA	-2.12	120.19	123.87
20	1	213	CLA	CMB-C2B-C3B	2.12	128.92	124.68
20	1	206	CLA	CBC-CAC-C3C	2.12	118.16	112.42
20	3	307	CLA	CMA-C3A-C4A	-2.12	106.08	111.77
20	A	824	CLA	C4-C3-C5	2.12	118.90	115.23
20	B	850	CLA	C16-C17-C18	-2.12	106.49	115.94
21	A	854	LMU	O5B-C5B-C6B	2.12	111.68	106.44
20	B	850	CLA	O2A-CGA-O1A	-2.12	118.33	123.63
20	3	301	CLA	C3D-C4D-ND	2.12	113.43	109.99
20	1	203	CLA	O2A-CGA-CBA	2.12	118.29	111.83
20	3	318	CLA	C2A-C1A-CHA	-2.12	120.19	123.86
20	3	316	CLA	C3C-C4C-CHD	-2.12	119.74	125.23
21	B	805	LMU	C1B-C2B-C3B	2.12	114.46	110.01
20	3	305	CLA	C2B-C3B-C4B	2.12	108.10	106.29
20	B	803	CLA	CMA-C3A-C2A	-2.11	105.81	113.98
20	2	303	CLA	C6-C7-C8	-2.11	108.94	115.97
22	B	845	BCR	C35-C13-C14	-2.11	119.39	122.82
20	B	811	CLA	CHB-C4A-NA	2.11	127.44	124.43
20	3	315	CLA	CAC-C3C-C4C	2.11	127.54	124.79
20	B	816	CLA	C4A-NA-C1A	2.11	107.64	106.68
21	R	101	LMU	C1-O1'-C1'	-2.11	110.07	113.68
20	B	814	CLA	CHB-C4A-NA	2.11	127.45	124.40
20	L	203	CLA	CHB-C4A-NA	2.11	127.45	124.40
20	2	312	CLA	C2A-C1A-CHA	-2.11	120.20	123.87
20	B	839	CLA	CHB-C4A-NA	2.11	127.45	124.40
20	A	813	CLA	O2A-CGA-CBA	2.11	118.27	111.83

Continued on next page...

Continued from previous page...

Mol	Chain	Res	Type	Atoms	Z	Observed(°)	Ideal(°)
20	A	808	CLA	C2A-C1A-CHA	-2.11	120.20	123.87
20	B	806	CLA	C4A-NA-C1A	2.11	107.64	106.68
20	A	813	CLA	CAC-C3C-C4C	2.11	127.54	124.79
20	3	310	CLA	C1D-ND-C4D	-2.11	104.83	106.31
20	L	204	CLA	CHB-C4A-NA	2.11	127.44	124.40
20	B	807	CLA	CMB-C2B-C3B	2.11	128.90	124.68
20	4	314	CLA	C1C-NC-C4C	-2.11	105.72	106.68
20	B	837	CLA	C4A-NA-C1A	2.11	107.64	106.68
20	A	826	CLA	C3D-C4D-ND	2.11	113.41	109.99
22	F	203	BCR	C8-C7-C6	-2.11	121.37	127.00
20	4	314	CLA	C2B-C3B-C4B	2.11	108.09	106.29
21	K	105	LMU	C4B-C3B-C2B	2.11	114.53	110.83
20	3	308	CLA	C2B-C3B-C4B	2.11	108.09	106.29
20	B	803	CLA	O2D-CGD-O1D	-2.10	119.75	123.85
20	A	812	CLA	C3D-C4D-ND	2.10	113.41	109.99
20	A	821	CLA	C3D-C4D-ND	2.10	113.41	109.99
20	A	831	CLA	O1D-CGD-CBD	-2.10	120.37	124.52
20	J	101	CLA	C3D-C4D-ND	2.10	113.40	109.99
21	B	849	LMU	O5'-C5'-C4'	2.10	114.07	109.72
20	A	804	CLA	CMA-C3A-C2A	-2.10	105.86	113.98
20	4	305	CLA	CHB-C4A-NA	2.10	127.43	124.40
20	B	802	CLA	CMC-C2C-C1C	2.10	128.31	125.03
20	4	302	CLA	C3D-C4D-ND	2.10	113.40	109.99
20	B	828	CLA	O2D-CGD-O1D	-2.10	119.76	123.85
20	L	208	CLA	CHB-C4A-NA	2.10	127.43	124.40
20	3	303	CLA	CMB-C2B-C3B	2.10	129.08	124.69
20	1	202	CLA	O2D-CGD-O1D	-2.10	119.76	123.85
20	B	850	CLA	C1-C2-C3	-2.10	122.76	126.20
22	A	843	BCR	C11-C12-C13	-2.10	120.61	126.36
20	2	305	CLA	C3D-C4D-ND	2.10	113.40	109.99
22	A	843	BCR	C27-C26-C25	-2.10	119.87	122.70
20	A	851	CLA	C16-C15-C13	-2.10	109.00	115.97
20	2	312	CLA	CMB-C2B-C3B	2.10	128.87	124.68
20	A	838	CLA	C4D-CHA-C1A	-2.09	118.75	121.24
20	A	822	CLA	O2A-CGA-CBA	2.09	118.22	111.83
20	A	815	CLA	C4A-NA-C1A	2.09	107.63	106.68
21	2	320	LMU	C3B-C4B-C5B	2.09	114.03	110.23
21	R	104	LMU	O5'-C5'-C4'	2.09	114.05	109.72
22	A	845	BCR	C37-C22-C21	-2.09	119.43	122.82
20	J	103	CLA	C1B-CHB-C4A	-2.09	126.05	130.04
21	R	102	LMU	C6'-C5'-C4'	2.09	119.26	113.38
20	B	830	CLA	C1-O2A-CGA	2.09	121.71	116.65

Continued on next page...

Continued from previous page...

Mol	Chain	Res	Type	Atoms	Z	Observed(°)	Ideal(°)
20	A	839	CLA	C1D-ND-C4D	-2.09	104.85	106.31
20	A	820	CLA	O1D-CGD-CBD	-2.09	120.40	124.52
21	A	854	LMU	C1B-C2B-C3B	2.09	114.40	110.01
20	2	311	CLA	C5-C3-C4	2.09	119.39	114.59
20	R	108	CLA	O2D-CGD-O1D	-2.09	119.79	123.85
20	3	310	CLA	C11-C10-C8	-2.09	109.03	115.97
20	4	315	CLA	CMB-C2B-C3B	2.08	128.85	124.68
22	B	847	BCR	C28-C27-C26	-2.08	110.34	114.06
21	B	804	LMU	C4B-C3B-C2B	-2.08	107.17	110.83
20	3	314	CLA	CAA-C2A-C1A	2.08	118.80	111.97
20	3	310	CLA	CHC-C1C-C2C	-2.08	121.05	126.94
20	B	835	CLA	C3D-C4D-ND	2.08	113.37	109.99
20	3	314	CLA	C4A-NA-C1A	2.08	107.63	106.68
20	B	818	CLA	C1-O2A-CGA	2.08	121.69	116.65
22	L	211	BCR	C30-C25-C24	2.08	121.29	115.65
20	A	849	CLA	CGD-CBD-CAD	2.08	117.57	110.85
20	4	304	CLA	C4D-CHA-C1A	-2.08	118.77	121.24
22	B	846	BCR	C20-C19-C18	-2.08	120.67	126.36
20	R	107	CLA	CHB-C4A-NA	2.08	127.40	124.40
22	B	847	BCR	C33-C5-C6	-2.08	122.22	124.48
20	4	305	CLA	C2A-C1A-CHA	-2.08	120.26	123.87
20	A	832	CLA	C3D-C4D-ND	2.08	113.36	109.99
21	A	847	LMU	C1B-C2B-C3B	2.08	114.38	110.01
23	B	843	PQN	C2M-C2-C1	2.08	120.50	116.68
22	F	204	BCR	C20-C19-C18	-2.08	120.67	126.36
20	B	809	CLA	C4-C3-C5	2.08	118.83	115.23
20	B	837	CLA	CHB-C4A-NA	2.07	127.39	124.40
20	4	301	CLA	C3D-C4D-ND	2.07	113.36	109.99
20	A	834	CLA	CED-O2D-CGD	2.07	120.62	115.92
21	2	322	LMU	C1B-C2B-C3B	2.07	114.37	110.01
20	1	205	CLA	CMA-C3A-C2A	-2.07	111.48	116.23
20	2	305	CLA	C1D-ND-C4D	-2.07	104.86	106.31
20	A	823	CLA	CMB-C2B-C3B	2.07	128.82	124.68
21	B	805	LMU	C2'-C3'-C4'	2.07	114.38	109.68
20	G	105	CLA	CBA-CAA-C2A	-2.07	107.64	113.79
21	B	805	LMU	O2'-C2'-C3'	-2.07	105.50	110.38
20	K	104	CLA	O2A-CGA-CBA	2.07	118.14	111.83
22	I	103	BCR	C12-C13-C14	-2.07	115.76	119.01
22	B	847	BCR	C8-C7-C6	-2.07	121.48	127.00
20	3	316	CLA	C2B-C3B-C4B	2.07	108.06	106.29
22	G	104	BCR	C20-C19-C18	-2.07	120.70	126.36
20	H	112	CLA	O2A-CGA-O1A	-2.07	118.46	123.63

Continued on next page...

Continued from previous page...

Mol	Chain	Res	Type	Atoms	Z	Observed(°)	Ideal(°)
20	A	819	CLA	C3D-C4D-ND	2.06	113.34	109.99
22	B	845	BCR	C8-C7-C6	-2.06	121.48	127.00
20	2	311	CLA	O2D-CGD-O1D	-2.06	119.83	123.85
22	F	204	BCR	C28-C27-C26	-2.06	110.38	114.06
21	H	105	LMU	O5B-C5B-C6B	2.06	111.55	106.44
20	4	312	CLA	C2B-C3B-C4B	2.06	108.05	106.29
20	4	318	CLA	CAA-CBA-CGA	2.06	119.06	113.21
20	B	850	CLA	CGD-CBD-CAD	2.06	117.52	110.85
20	1	213	CLA	CHA-C4D-ND	2.06	136.80	132.55
20	L	202	CLA	C1D-ND-C4D	-2.06	104.87	106.31
20	2	317	CLA	O1D-CGD-CBD	-2.06	120.46	124.52
20	A	818	CLA	C1B-CHB-C4A	-2.06	126.11	130.04
20	2	303	CLA	C1-O2A-CGA	2.06	121.63	116.65
20	2	303	CLA	CMB-C2B-C1B	2.06	131.47	128.46
20	3	318	CLA	C1D-ND-C4D	-2.06	104.87	106.31
20	L	208	CLA	C2A-C1A-CHA	-2.06	120.30	123.87
22	A	845	BCR	C15-C16-C17	-2.06	119.31	123.52
20	A	833	CLA	C1D-ND-C4D	-2.06	104.87	106.31
20	K	103	CLA	C4D-CHA-C1A	-2.06	118.79	121.24
20	2	317	CLA	CMA-C3A-C4A	-2.06	106.25	111.77
22	B	847	BCR	C38-C26-C27	2.05	117.98	113.60
20	1	209	CLA	C2C-C1C-CHC	-2.05	120.46	125.84
20	A	834	CLA	O2A-CGA-CBA	2.05	119.90	112.14
20	B	833	CLA	C1-O2A-CGA	2.05	121.62	116.65
20	A	828	CLA	CED-O2D-CGD	2.05	120.57	115.92
22	I	103	BCR	C23-C22-C21	2.05	122.24	119.01
20	B	821	CLA	CMB-C2B-C3B	2.05	128.78	124.68
20	3	311	CLA	C3D-C4D-ND	2.05	113.32	109.99
20	4	318	CLA	CAC-C3C-C4C	2.05	127.46	124.79
20	1	206	CLA	O2A-CGA-O1A	-2.05	118.50	123.63
20	A	839	CLA	CAC-C3C-C4C	2.05	127.46	124.79
20	B	817	CLA	CAC-C3C-C2C	-2.05	123.79	127.56
20	A	824	CLA	C1D-ND-C4D	-2.05	104.87	106.31
20	A	808	CLA	C3D-C4D-ND	2.05	113.32	109.99
20	2	302	CLA	C1D-ND-C4D	-2.05	104.87	106.31
20	A	809	CLA	CMA-C3A-C4A	2.05	117.28	111.77
22	F	203	BCR	C3-C4-C5	-2.05	110.40	114.06
20	1	211	CLA	O2A-C1-C2	2.05	115.99	108.11
21	A	853	LMU	C1B-O1B-C4'	-2.05	113.12	117.98
20	B	821	CLA	O2A-CGA-O1A	-2.05	118.51	123.63
20	4	311	CLA	CHD-C1D-ND	2.05	127.73	124.84
20	R	107	CLA	C4-C3-C2	-2.05	118.37	123.63

Continued on next page...

Continued from previous page...

Mol	Chain	Res	Type	Atoms	Z	Observed(°)	Ideal(°)
20	K	101	CLA	C2D-C1D-ND	-2.05	108.10	110.13
20	4	302	CLA	C2A-C1A-CHA	-2.05	120.32	123.86
20	G	105	CLA	O1D-CGD-CBD	-2.05	120.48	124.52
20	B	814	CLA	C16-C15-C13	-2.05	109.17	115.97
20	B	834	CLA	CED-O2D-CGD	2.04	120.55	115.92
20	4	315	CLA	O2A-CGA-CBA	2.04	119.86	112.14
20	K	104	CLA	CAC-C3C-C2C	-2.04	123.80	127.56
20	K	103	CLA	C1B-CHB-C4A	-2.04	126.14	130.04
21	K	107	LMU	O1B-C4'-C5'	2.04	114.83	109.48
21	R	106	LMU	O5B-C1B-C2B	2.04	114.57	110.37
20	B	835	CLA	O2A-CGA-CBA	2.04	120.45	114.00
20	B	821	CLA	C1-C2-C3	-2.04	123.46	126.76
20	3	310	CLA	C4-C3-C2	-2.04	118.39	123.63
20	B	812	CLA	CGD-CBD-CAD	-2.04	104.24	110.85
22	B	846	BCR	C1-C6-C7	2.04	121.18	115.65
20	4	303	CLA	CHA-C1A-NA	-2.04	121.77	126.39
20	1	213	CLA	CED-O2D-CGD	2.04	120.54	115.92
21	4	320	LMU	O2'-C2'-C3'	-2.04	105.57	110.38
20	A	838	CLA	CMC-C2C-C1C	2.04	128.22	125.03
20	A	824	CLA	C1-O2A-CGA	2.04	121.58	116.65
21	G	102	LMU	C4B-C3B-C2B	-2.04	107.25	110.83
20	B	842	CLA	CMC-C2C-C1C	2.04	128.22	125.03
20	4	305	CLA	CBC-CAC-C3C	-2.04	106.90	112.42
20	B	832	CLA	C3A-C2A-C1A	2.04	104.39	101.34
22	G	104	BCR	C1-C6-C5	-2.04	119.85	122.64
20	B	825	CLA	CMC-C2C-C1C	2.04	128.22	125.03
20	B	834	CLA	C3D-C4D-ND	2.04	113.30	109.99
20	L	209	CLA	O2A-CGA-O1A	-2.04	118.54	123.63
20	2	305	CLA	O2D-CGD-O1D	-2.04	119.89	123.85
20	A	838	CLA	C1-C2-C3	-2.03	122.86	126.20
20	A	824	CLA	O2A-CGA-O1A	-2.03	118.54	123.63
22	B	845	BCR	C3-C4-C5	-2.03	110.43	114.06
20	A	809	CLA	C2D-C1D-ND	-2.03	108.11	110.13
20	B	814	CLA	CMB-C2B-C3B	2.03	128.75	124.68
20	1	201	CLA	CBC-CAC-C3C	-2.03	106.91	112.42
20	R	108	CLA	CHB-C4A-NA	2.03	127.33	124.40
21	4	316	LMU	O5'-C5'-C6'	2.03	111.47	106.44
20	1	212	CLA	CHD-C1D-ND	2.03	127.71	124.84
22	J	102	BCR	C27-C26-C25	-2.03	119.96	122.70
20	B	816	CLA	CAC-C3C-C4C	2.03	127.43	124.79
20	B	832	CLA	C1B-CHB-C4A	-2.03	126.17	130.04
20	2	301	CLA	C3D-C2D-C1D	2.03	109.81	107.35

Continued on next page...

Continued from previous page...

Mol	Chain	Res	Type	Atoms	Z	Observed(°)	Ideal(°)
20	B	838	CLA	C2A-C1A-CHA	-2.03	120.35	123.87
20	1	210	CLA	C1D-ND-C4D	-2.03	104.89	106.31
21	1	218	LMU	O1B-C4'-C5'	-2.03	104.16	109.48
21	A	855	LMU	C1'-C2'-C3'	2.03	114.28	110.01
20	4	302	CLA	C1B-CHB-C4A	-2.03	126.17	130.04
20	B	831	CLA	CAA-C2A-C3A	-2.03	107.53	113.00
20	B	821	CLA	C1-O2A-CGA	2.02	121.55	116.65
20	2	317	CLA	CAC-C3C-C4C	2.02	127.42	124.79
20	B	828	CLA	C1-C2-C3	-2.02	122.88	126.20
22	B	847	BCR	C38-C26-C25	-2.02	122.28	124.48
21	H	103	LMU	O2B-C2B-C1B	2.02	114.90	110.08
20	B	828	CLA	C3D-C4D-ND	2.02	113.28	109.99
20	L	201	CLA	CAA-C2A-C3A	-2.02	107.53	113.00
20	B	821	CLA	O2D-CGD-O1D	-2.02	119.91	123.85
20	B	838	CLA	C1D-ND-C4D	-2.02	104.89	106.31
20	L	210	CLA	CAA-CBA-CGA	-2.02	107.47	113.21
20	L	203	CLA	C2A-C1A-CHA	-2.02	120.36	123.87
20	4	306	CLA	CAA-C2A-C3A	2.02	118.46	113.00
21	R	104	LMU	O5B-C1B-C2B	-2.02	106.22	110.37
20	2	315	CLA	O2A-CGA-CBA	2.02	118.00	111.83
20	2	305	CLA	CMB-C2B-C3B	2.02	128.72	124.68
20	B	813	CLA	C3D-C4D-ND	2.02	113.27	109.99
20	L	209	CLA	CAC-C3C-C4C	2.02	127.42	124.79
20	A	812	CLA	C2A-C1A-CHA	-2.02	120.36	123.87
20	A	835	CLA	C3A-C2A-C1A	2.02	104.36	101.34
22	B	846	BCR	C4-C5-C6	-2.02	119.97	122.70
20	L	209	CLA	CMB-C2B-C3B	2.02	128.72	124.68
20	H	101	CLA	O2D-CGD-O1D	-2.02	119.92	123.85
20	A	814	CLA	C3C-C4C-CHD	-2.02	119.99	125.23
20	G	105	CLA	CAA-C2A-C3A	-2.02	107.54	113.00
20	A	820	CLA	C1-C2-C3	-2.02	122.89	126.20
20	B	850	CLA	C11-C10-C8	-2.02	109.26	115.97
21	L	205	LMU	O3'-C3'-C2'	-2.02	105.62	110.38
20	H	112	CLA	C4-C3-C2	-2.02	118.45	123.63
20	B	839	CLA	O2A-CGA-CBA	2.02	117.98	111.83
20	A	808	CLA	CAA-CBA-CGA	2.02	118.93	113.21
20	B	830	CLA	C7-C6-C5	-2.02	107.89	113.26
20	A	823	CLA	CAC-C3C-C4C	2.02	127.41	124.79
20	A	826	CLA	C1B-CHB-C4A	-2.02	126.20	130.04
20	A	825	CLA	C3D-C4D-ND	2.01	113.26	109.99
20	B	812	CLA	C6-C5-C3	-2.01	108.56	113.47
20	B	834	CLA	C2A-C1A-CHA	-2.01	120.37	123.87

Continued on next page...

Continued from previous page...

Mol	Chain	Res	Type	Atoms	Z	Observed(°)	Ideal(°)
20	B	814	CLA	C11-C10-C8	-2.01	109.27	115.97
22	B	844	BCR	C10-C11-C12	-2.01	117.37	123.20
22	B	846	BCR	C1-C6-C5	-2.01	119.89	122.64
22	L	211	BCR	C19-C18-C17	-2.01	115.84	119.01
22	B	847	BCR	C23-C24-C25	-2.01	121.62	127.00
20	A	830	CLA	C1-O2A-CGA	2.01	121.52	116.65
20	B	835	CLA	C2A-C1A-CHA	-2.01	120.38	123.87
23	B	843	PQN	C11-C3-C2	-2.01	121.44	124.89
21	H	106	LMU	C4B-C3B-C2B	-2.01	107.31	110.83
20	1	207	CLA	C3D-C4D-ND	2.01	113.25	109.99
20	A	807	CLA	CHB-C4A-NA	2.01	127.30	124.40
20	3	311	CLA	CED-O2D-CGD	2.01	120.47	115.92
20	L	203	CLA	CED-O2D-CGD	2.01	120.47	115.92
20	L	209	CLA	CED-O2D-CGD	2.01	120.47	115.92
20	K	102	CLA	O2D-CGD-O1D	-2.01	119.94	123.85
20	H	112	CLA	C1-O2A-CGA	2.01	121.51	116.65
20	3	311	CLA	C2A-C1A-CHA	-2.01	120.39	123.87
20	A	850	CLA	C4A-NA-C1A	2.01	107.59	106.68
20	B	836	CLA	C4-C3-C2	-2.01	118.48	123.63
22	F	204	BCR	C36-C18-C17	-2.00	119.57	122.82
20	A	827	CLA	C2A-C1A-CHA	-2.00	120.39	123.87
20	B	813	CLA	O2A-CGA-O1A	-2.00	118.61	123.63
20	A	810	CLA	CHB-C4A-NA	2.00	127.29	124.40
22	G	104	BCR	C3-C4-C5	-2.00	110.48	114.06
20	B	820	CLA	CHB-C4A-NA	2.00	127.29	124.40
20	3	309	CLA	CHA-C4D-ND	2.00	127.67	124.84
20	2	309	CLA	CHB-C4A-NA	2.00	127.28	124.43
22	B	801	BCR	C16-C17-C18	-2.00	124.47	127.28
20	1	215	CLA	CHC-C1C-C2C	-2.00	121.27	126.94
20	4	306	CLA	C1D-ND-C4D	-2.00	104.91	106.31
20	A	807	CLA	CMB-C2B-C3B	2.00	128.68	124.68
21	G	103	LMU	O1'-C1'-C2'	2.00	111.31	108.27
20	4	313	CLA	CMC-C2C-C1C	2.00	128.16	125.03
20	B	817	CLA	CAA-C2A-C1A	2.00	118.53	111.97

All (258) chirality outliers are listed below:

Mol	Chain	Res	Type	Atom
20	1	201	CLA	ND
20	1	202	CLA	ND
20	1	203	CLA	ND
20	1	204	CLA	ND

Continued on next page...

Continued from previous page...

Mol	Chain	Res	Type	Atom
20	1	205	CLA	ND
20	1	206	CLA	C8
20	1	206	CLA	ND
20	1	207	CLA	ND
20	1	207	CLA	C2A
20	1	208	CLA	ND
20	1	209	CLA	ND
20	1	210	CLA	ND
20	1	211	CLA	ND
20	1	211	CLA	CBD
20	1	212	CLA	ND
20	1	213	CLA	C3A
20	1	213	CLA	ND
20	1	213	CLA	C2A
20	1	214	CLA	ND
20	1	215	CLA	CBD
20	1	215	CLA	ND
20	2	301	CLA	ND
20	2	302	CLA	ND
20	2	303	CLA	C8
20	2	303	CLA	ND
20	2	304	CLA	ND
20	2	305	CLA	ND
20	2	306	CLA	ND
20	2	307	CLA	C8
20	2	307	CLA	ND
20	2	308	CLA	ND
20	2	309	CLA	ND
20	2	310	CLA	ND
20	2	311	CLA	ND
20	2	312	CLA	C8
20	2	312	CLA	ND
20	2	315	CLA	ND
20	2	316	CLA	ND
20	2	317	CLA	C8
20	2	317	CLA	ND
20	3	301	CLA	ND
20	3	302	CLA	ND
20	3	303	CLA	ND
20	3	304	CLA	ND
20	3	305	CLA	ND
20	3	306	CLA	ND

Continued on next page...

Continued from previous page...

Mol	Chain	Res	Type	Atom
20	3	307	CLA	ND
20	3	308	CLA	ND
20	3	309	CLA	ND
20	3	310	CLA	C8
20	3	310	CLA	ND
20	3	311	CLA	C8
20	3	311	CLA	ND
20	3	313	CLA	ND
20	3	314	CLA	ND
20	3	315	CLA	C8
20	3	315	CLA	ND
20	3	316	CLA	ND
20	3	317	CLA	ND
20	3	318	CLA	ND
20	4	301	CLA	C8
20	4	301	CLA	ND
20	4	302	CLA	ND
20	4	303	CLA	CBD
20	4	303	CLA	C8
20	4	303	CLA	ND
20	4	304	CLA	C8
20	4	304	CLA	ND
20	4	305	CLA	ND
20	4	306	CLA	ND
20	4	306	CLA	C2A
20	4	307	CLA	ND
20	4	308	CLA	ND
20	4	309	CLA	ND
20	4	310	CLA	ND
20	4	311	CLA	ND
20	4	312	CLA	ND
20	4	313	CLA	ND
20	4	314	CLA	ND
20	4	315	CLA	ND
20	4	317	CLA	ND
20	4	318	CLA	ND
20	A	801	CLA	CBD
20	A	801	CLA	ND
20	A	801	CLA	C2A
20	A	802	CLA	ND
20	A	803	CLA	ND
20	A	804	CLA	C8

Continued on next page...

Continued from previous page...

Mol	Chain	Res	Type	Atom
20	A	804	CLA	ND
20	A	805	CLA	ND
20	A	806	CLA	C8
20	A	806	CLA	ND
20	A	807	CLA	ND
20	A	808	CLA	C8
20	A	808	CLA	ND
20	A	809	CLA	ND
20	A	810	CLA	ND
20	A	811	CLA	C8
20	A	811	CLA	ND
20	A	812	CLA	ND
20	A	813	CLA	ND
20	A	814	CLA	ND
20	A	815	CLA	ND
20	A	816	CLA	ND
20	A	817	CLA	ND
20	A	818	CLA	C8
20	A	818	CLA	ND
20	A	819	CLA	C8
20	A	819	CLA	ND
20	A	820	CLA	ND
20	A	821	CLA	ND
20	A	822	CLA	ND
20	A	823	CLA	C8
20	A	823	CLA	ND
20	A	824	CLA	C8
20	A	824	CLA	ND
20	A	825	CLA	C8
20	A	825	CLA	ND
20	A	826	CLA	C8
20	A	826	CLA	ND
20	A	827	CLA	C8
20	A	827	CLA	ND
20	A	828	CLA	C8
20	A	828	CLA	ND
20	A	829	CLA	ND
20	A	830	CLA	C8
20	A	830	CLA	ND
20	A	831	CLA	C8
20	A	831	CLA	ND
20	A	832	CLA	ND

Continued on next page...

Continued from previous page...

Mol	Chain	Res	Type	Atom
20	A	833	CLA	ND
20	A	834	CLA	ND
20	A	835	CLA	C8
20	A	835	CLA	ND
20	A	836	CLA	ND
20	A	837	CLA	ND
20	A	838	CLA	C8
20	A	838	CLA	ND
20	A	839	CLA	ND
20	A	839	CLA	C2A
20	A	840	CLA	C8
20	A	840	CLA	ND
20	A	841	CLA	ND
20	A	849	CLA	C8
20	A	849	CLA	ND
20	A	850	CLA	C8
20	A	850	CLA	ND
20	A	851	CLA	C8
20	A	851	CLA	ND
20	B	802	CLA	ND
20	B	803	CLA	C8
20	B	803	CLA	ND
20	B	806	CLA	C8
20	B	806	CLA	ND
20	B	807	CLA	ND
20	B	808	CLA	C8
20	B	808	CLA	ND
20	B	809	CLA	C8
20	B	809	CLA	ND
20	B	810	CLA	C8
20	B	810	CLA	ND
20	B	811	CLA	ND
20	B	812	CLA	C8
20	B	812	CLA	ND
20	B	813	CLA	C8
20	B	813	CLA	ND
20	B	814	CLA	C8
20	B	814	CLA	ND
20	B	815	CLA	C8
20	B	815	CLA	ND
20	B	816	CLA	C8
20	B	816	CLA	ND

Continued on next page...

Continued from previous page...

Mol	Chain	Res	Type	Atom
20	B	817	CLA	ND
20	B	818	CLA	ND
20	B	819	CLA	ND
20	B	820	CLA	C8
20	B	820	CLA	ND
20	B	821	CLA	ND
20	B	822	CLA	ND
20	B	823	CLA	C8
20	B	823	CLA	ND
20	B	824	CLA	C8
20	B	824	CLA	ND
20	B	825	CLA	ND
20	B	826	CLA	C8
20	B	826	CLA	ND
20	B	827	CLA	C8
20	B	827	CLA	ND
20	B	828	CLA	C8
20	B	828	CLA	ND
20	B	829	CLA	C8
20	B	829	CLA	ND
20	B	830	CLA	C8
20	B	830	CLA	ND
20	B	831	CLA	ND
20	B	832	CLA	C8
20	B	832	CLA	ND
20	B	833	CLA	ND
20	B	834	CLA	ND
20	B	835	CLA	ND
20	B	836	CLA	ND
20	B	837	CLA	C8
20	B	837	CLA	ND
20	B	838	CLA	C8
20	B	838	CLA	ND
20	B	839	CLA	ND
20	B	840	CLA	C8
20	B	840	CLA	ND
20	B	841	CLA	C8
20	B	841	CLA	ND
20	B	842	CLA	ND
20	B	850	CLA	C8
20	B	850	CLA	ND
20	F	201	CLA	ND

Continued on next page...

Continued from previous page...

Mol	Chain	Res	Type	Atom
20	F	205	CLA	ND
20	F	206	CLA	ND
20	F	207	CLA	CBD
20	F	207	CLA	C3A
20	F	207	CLA	ND
20	F	207	CLA	C2A
20	G	105	CLA	ND
20	H	101	CLA	CBD
20	H	101	CLA	C8
20	H	101	CLA	ND
20	H	102	CLA	C8
20	H	102	CLA	ND
20	H	111	CLA	C8
20	H	111	CLA	ND
20	H	112	CLA	C8
20	H	112	CLA	ND
20	I	102	CLA	C8
20	I	102	CLA	ND
20	J	101	CLA	ND
20	J	103	CLA	C8
20	J	103	CLA	ND
20	K	101	CLA	ND
20	K	102	CLA	ND
20	K	103	CLA	ND
20	K	104	CLA	C8
20	K	104	CLA	ND
20	L	201	CLA	C8
20	L	201	CLA	ND
20	L	202	CLA	C8
20	L	202	CLA	ND
20	L	203	CLA	C8
20	L	203	CLA	ND
20	L	204	CLA	C8
20	L	204	CLA	ND
20	L	208	CLA	ND
20	L	209	CLA	ND
20	L	210	CLA	ND
20	L	210	CLA	CBD
20	R	107	CLA	C8
20	R	107	CLA	ND
20	R	108	CLA	C8
20	R	108	CLA	ND

Continued on next page...

Continued from previous page...

Mol	Chain	Res	Type	Atom
23	A	842	PQN	C23
23	B	843	PQN	C23

All (2433) torsion outliers are listed below:

Mol	Chain	Res	Type	Atoms
20	1	201	CLA	C1A-C2A-CAA-CBA
20	1	201	CLA	C3A-C2A-CAA-CBA
20	1	201	CLA	CBA-CGA-O2A-C1
20	1	201	CLA	CHA-CBD-CGD-O1D
20	1	201	CLA	CHA-CBD-CGD-O2D
20	1	202	CLA	CBD-CGD-O2D-CED
20	1	203	CLA	CBD-CGD-O2D-CED
20	1	204	CLA	C1A-C2A-CAA-CBA
20	1	204	CLA	CBA-CGA-O2A-C1
20	1	204	CLA	O1A-CGA-O2A-C1
20	1	204	CLA	CBD-CGD-O2D-CED
20	1	206	CLA	C2C-C3C-CAC-CBC
20	1	206	CLA	C4C-C3C-CAC-CBC
20	1	206	CLA	CHA-CBD-CGD-O1D
20	1	206	CLA	CHA-CBD-CGD-O2D
20	1	207	CLA	CBD-CGD-O2D-CED
20	1	207	CLA	C2-C3-C5-C6
20	1	207	CLA	C4-C3-C5-C6
20	1	211	CLA	CBD-CGD-O2D-CED
20	1	213	CLA	C3A-C2A-CAA-CBA
20	1	213	CLA	C2-C3-C5-C6
20	1	213	CLA	C4-C3-C5-C6
20	1	215	CLA	CAD-CBD-CGD-O1D
20	1	215	CLA	CAD-CBD-CGD-O2D
20	1	215	CLA	C2-C3-C5-C6
20	1	215	CLA	C4-C3-C5-C6
20	2	302	CLA	C1A-C2A-CAA-CBA
20	2	302	CLA	C3A-C2A-CAA-CBA
20	2	302	CLA	O2A-C1-C2-C3
20	2	302	CLA	C2-C3-C5-C6
20	2	302	CLA	C4-C3-C5-C6
20	2	303	CLA	C1A-C2A-CAA-CBA
20	2	303	CLA	C3A-C2A-CAA-CBA
20	2	303	CLA	C2-C1-O2A-CGA
20	2	303	CLA	CAD-CBD-CGD-O1D
20	2	303	CLA	CAD-CBD-CGD-O2D

Continued on next page...

Continued from previous page...

Mol	Chain	Res	Type	Atoms
20	2	305	CLA	C2-C1-O2A-CGA
20	2	307	CLA	CBA-CGA-O2A-C1
20	2	307	CLA	O1A-CGA-O2A-C1
20	2	307	CLA	C6-C7-C8-C9
20	2	311	CLA	CBA-CGA-O2A-C1
20	2	311	CLA	O1A-CGA-O2A-C1
20	2	312	CLA	CAD-CBD-CGD-O1D
20	2	312	CLA	CAD-CBD-CGD-O2D
20	2	312	CLA	CBD-CGD-O2D-CED
20	2	315	CLA	CBD-CGD-O2D-CED
20	2	315	CLA	O1D-CGD-O2D-CED
20	2	317	CLA	CHA-CBD-CGD-O1D
20	2	317	CLA	CHA-CBD-CGD-O2D
20	3	307	CLA	C1A-C2A-CAA-CBA
20	3	307	CLA	C3A-C2A-CAA-CBA
20	3	307	CLA	CBD-CGD-O2D-CED
20	3	310	CLA	C1A-C2A-CAA-CBA
20	3	310	CLA	C3A-C2A-CAA-CBA
20	3	310	CLA	CAD-CBD-CGD-O1D
20	3	310	CLA	CAD-CBD-CGD-O2D
20	3	311	CLA	CHA-CBD-CGD-O1D
20	3	311	CLA	CHA-CBD-CGD-O2D
20	3	315	CLA	CBA-CGA-O2A-C1
20	3	315	CLA	O1A-CGA-O2A-C1
20	4	303	CLA	C3A-C2A-CAA-CBA
20	4	303	CLA	C6-C7-C8-C9
20	4	304	CLA	CHA-CBD-CGD-O1D
20	4	304	CLA	CHA-CBD-CGD-O2D
20	4	306	CLA	C2-C1-O2A-CGA
20	4	310	CLA	C1A-C2A-CAA-CBA
20	4	310	CLA	CBD-CGD-O2D-CED
20	4	315	CLA	C1A-C2A-CAA-CBA
20	4	318	CLA	CHA-CBD-CGD-O1D
20	4	318	CLA	CHA-CBD-CGD-O2D
20	4	318	CLA	CBD-CGD-O2D-CED
20	A	801	CLA	C1A-C2A-CAA-CBA
20	A	801	CLA	CAD-CBD-CGD-O1D
20	A	801	CLA	CAD-CBD-CGD-O2D
20	A	801	CLA	CBD-CGD-O2D-CED
20	A	804	CLA	C3A-C2A-CAA-CBA
20	A	804	CLA	CBA-CGA-O2A-C1
20	A	804	CLA	O1A-CGA-O2A-C1

Continued on next page...

Continued from previous page...

Mol	Chain	Res	Type	Atoms
20	A	804	CLA	CBD-CGD-O2D-CED
20	A	805	CLA	C1A-C2A-CAA-CBA
20	A	805	CLA	C3A-C2A-CAA-CBA
20	A	806	CLA	CBA-CGA-O2A-C1
20	A	806	CLA	O1A-CGA-O2A-C1
20	A	806	CLA	CBD-CGD-O2D-CED
20	A	807	CLA	C1A-C2A-CAA-CBA
20	A	807	CLA	C3A-C2A-CAA-CBA
20	A	807	CLA	CBA-CGA-O2A-C1
20	A	808	CLA	C1A-C2A-CAA-CBA
20	A	808	CLA	C3A-C2A-CAA-CBA
20	A	808	CLA	CHA-CBD-CGD-O1D
20	A	808	CLA	CHA-CBD-CGD-O2D
20	A	809	CLA	C1A-C2A-CAA-CBA
20	A	811	CLA	CBD-CGD-O2D-CED
20	A	813	CLA	C1A-C2A-CAA-CBA
20	A	813	CLA	C3A-C2A-CAA-CBA
20	A	813	CLA	CBD-CGD-O2D-CED
20	A	815	CLA	C1A-C2A-CAA-CBA
20	A	815	CLA	CBA-CGA-O2A-C1
20	A	815	CLA	O1A-CGA-O2A-C1
20	A	815	CLA	CBD-CGD-O2D-CED
20	A	816	CLA	CBA-CGA-O2A-C1
20	A	816	CLA	O1A-CGA-O2A-C1
20	A	816	CLA	CBD-CGD-O2D-CED
20	A	817	CLA	C1A-C2A-CAA-CBA
20	A	817	CLA	C3A-C2A-CAA-CBA
20	A	818	CLA	C1A-C2A-CAA-CBA
20	A	818	CLA	C3A-C2A-CAA-CBA
20	A	818	CLA	CBA-CGA-O2A-C1
20	A	818	CLA	O1A-CGA-O2A-C1
20	A	820	CLA	CAD-CBD-CGD-O1D
20	A	820	CLA	CAD-CBD-CGD-O2D
20	A	821	CLA	C1A-C2A-CAA-CBA
20	A	821	CLA	C3A-C2A-CAA-CBA
20	A	822	CLA	C1A-C2A-CAA-CBA
20	A	822	CLA	CBD-CGD-O2D-CED
20	A	824	CLA	CBD-CGD-O2D-CED
20	A	824	CLA	O1D-CGD-O2D-CED
20	A	828	CLA	C1A-C2A-CAA-CBA
20	A	828	CLA	C3A-C2A-CAA-CBA
20	A	828	CLA	CHA-CBD-CGD-O1D

Continued on next page...

Continued from previous page...

Mol	Chain	Res	Type	Atoms
20	A	828	CLA	CHA-CBD-CGD-O2D
20	A	830	CLA	CBD-CGD-O2D-CED
20	A	831	CLA	C1A-C2A-CAA-CBA
20	A	831	CLA	C3A-C2A-CAA-CBA
20	A	831	CLA	CHA-CBD-CGD-O1D
20	A	831	CLA	CHA-CBD-CGD-O2D
20	A	832	CLA	C1A-C2A-CAA-CBA
20	A	832	CLA	C3A-C2A-CAA-CBA
20	A	833	CLA	C1A-C2A-CAA-CBA
20	A	833	CLA	C3A-C2A-CAA-CBA
20	A	833	CLA	CBD-CGD-O2D-CED
20	A	834	CLA	C1A-C2A-CAA-CBA
20	A	834	CLA	CBD-CGD-O2D-CED
20	A	835	CLA	CAD-CBD-CGD-O1D
20	A	835	CLA	CAD-CBD-CGD-O2D
20	A	837	CLA	C2-C3-C5-C6
20	A	837	CLA	C4-C3-C5-C6
20	A	838	CLA	C1A-C2A-CAA-CBA
20	A	838	CLA	C3A-C2A-CAA-CBA
20	A	839	CLA	C1A-C2A-CAA-CBA
20	A	839	CLA	C3A-C2A-CAA-CBA
20	A	839	CLA	C2C-C3C-CAC-CBC
20	A	839	CLA	C4C-C3C-CAC-CBC
20	A	839	CLA	C2-C3-C5-C6
20	A	839	CLA	C4-C3-C5-C6
20	A	840	CLA	C3A-C2A-CAA-CBA
20	A	840	CLA	CBD-CGD-O2D-CED
20	A	849	CLA	C3A-C2A-CAA-CBA
20	A	849	CLA	CBA-CGA-O2A-C1
20	A	850	CLA	CBD-CGD-O2D-CED
20	A	850	CLA	O1D-CGD-O2D-CED
20	A	850	CLA	C6-C7-C8-C9
20	B	802	CLA	C4-C3-C5-C6
20	B	807	CLA	C1A-C2A-CAA-CBA
20	B	807	CLA	C3A-C2A-CAA-CBA
20	B	808	CLA	C1A-C2A-CAA-CBA
20	B	808	CLA	C2-C1-O2A-CGA
20	B	808	CLA	CAD-CBD-CGD-O1D
20	B	808	CLA	CAD-CBD-CGD-O2D
20	B	809	CLA	CAD-CBD-CGD-O1D
20	B	809	CLA	CAD-CBD-CGD-O2D
20	B	809	CLA	CBD-CGD-O2D-CED

Continued on next page...

Continued from previous page...

Mol	Chain	Res	Type	Atoms
20	B	810	CLA	CHA-CBD-CGD-O1D
20	B	810	CLA	CHA-CBD-CGD-O2D
20	B	810	CLA	C11-C10-C8-C9
20	B	812	CLA	CBA-CGA-O2A-C1
20	B	812	CLA	O1A-CGA-O2A-C1
20	B	812	CLA	CBD-CGD-O2D-CED
20	B	814	CLA	C1A-C2A-CAA-CBA
20	B	814	CLA	CAD-CBD-CGD-O1D
20	B	814	CLA	CAD-CBD-CGD-O2D
20	B	815	CLA	C1A-C2A-CAA-CBA
20	B	815	CLA	C3A-C2A-CAA-CBA
20	B	816	CLA	CAD-CBD-CGD-O1D
20	B	816	CLA	CAD-CBD-CGD-O2D
20	B	817	CLA	C3A-C2A-CAA-CBA
20	B	817	CLA	C2C-C3C-CAC-CBC
20	B	817	CLA	C4C-C3C-CAC-CBC
20	B	817	CLA	CBD-CGD-O2D-CED
20	B	817	CLA	O1D-CGD-O2D-CED
20	B	818	CLA	C1A-C2A-CAA-CBA
20	B	818	CLA	C3A-C2A-CAA-CBA
20	B	818	CLA	CBD-CGD-O2D-CED
20	B	820	CLA	C1A-C2A-CAA-CBA
20	B	820	CLA	C3A-C2A-CAA-CBA
20	B	821	CLA	CBD-CGD-O2D-CED
20	B	822	CLA	CHA-CBD-CGD-O1D
20	B	822	CLA	CHA-CBD-CGD-O2D
20	B	822	CLA	CBD-CGD-O2D-CED
20	B	823	CLA	C1A-C2A-CAA-CBA
20	B	823	CLA	C3A-C2A-CAA-CBA
20	B	824	CLA	CBA-CGA-O2A-C1
20	B	824	CLA	O1A-CGA-O2A-C1
20	B	824	CLA	CBD-CGD-O2D-CED
20	B	826	CLA	C1A-C2A-CAA-CBA
20	B	826	CLA	C3A-C2A-CAA-CBA
20	B	826	CLA	C4C-C3C-CAC-CBC
20	B	826	CLA	CBD-CGD-O2D-CED
20	B	826	CLA	C4-C3-C5-C6
20	B	826	CLA	C11-C10-C8-C9
20	B	827	CLA	C1A-C2A-CAA-CBA
20	B	827	CLA	C3A-C2A-CAA-CBA
20	B	827	CLA	C11-C12-C13-C14
20	B	828	CLA	C3A-C2A-CAA-CBA

Continued on next page...

Continued from previous page...

Mol	Chain	Res	Type	Atoms
20	B	828	CLA	CBD-CGD-O2D-CED
20	B	829	CLA	C1A-C2A-CAA-CBA
20	B	829	CLA	C3A-C2A-CAA-CBA
20	B	830	CLA	CAD-CBD-CGD-O1D
20	B	830	CLA	CAD-CBD-CGD-O2D
20	B	831	CLA	C1A-C2A-CAA-CBA
20	B	831	CLA	C3A-C2A-CAA-CBA
20	B	831	CLA	CBD-CGD-O2D-CED
20	B	831	CLA	O1D-CGD-O2D-CED
20	B	832	CLA	CBD-CGD-O2D-CED
20	B	833	CLA	C1A-C2A-CAA-CBA
20	B	833	CLA	C3A-C2A-CAA-CBA
20	B	834	CLA	C1A-C2A-CAA-CBA
20	B	834	CLA	C3A-C2A-CAA-CBA
20	B	834	CLA	CAD-CBD-CGD-O2D
20	B	835	CLA	CBD-CGD-O2D-CED
20	B	836	CLA	C2C-C3C-CAC-CBC
20	B	836	CLA	C4C-C3C-CAC-CBC
20	B	836	CLA	C2-C3-C5-C6
20	B	836	CLA	C4-C3-C5-C6
20	B	839	CLA	CBA-CGA-O2A-C1
20	B	839	CLA	O1A-CGA-O2A-C1
20	B	839	CLA	CBD-CGD-O2D-CED
20	B	841	CLA	C3A-C2A-CAA-CBA
20	F	201	CLA	C2C-C3C-CAC-CBC
20	F	201	CLA	C4C-C3C-CAC-CBC
20	F	206	CLA	CBD-CGD-O2D-CED
20	F	207	CLA	C1A-C2A-CAA-CBA
20	F	207	CLA	CBD-CGD-O2D-CED
20	F	207	CLA	O1D-CGD-O2D-CED
20	G	105	CLA	CAD-CBD-CGD-O1D
20	G	105	CLA	CAD-CBD-CGD-O2D
20	G	105	CLA	CBD-CGD-O2D-CED
20	H	101	CLA	C1A-C2A-CAA-CBA
20	H	101	CLA	C3A-C2A-CAA-CBA
20	H	101	CLA	CBD-CGD-O2D-CED
20	H	112	CLA	CAD-CBD-CGD-O1D
20	H	112	CLA	CAD-CBD-CGD-O2D
20	H	112	CLA	CBD-CGD-O2D-CED
20	J	101	CLA	C1A-C2A-CAA-CBA
20	J	101	CLA	CBD-CGD-O2D-CED
20	J	103	CLA	C3A-C2A-CAA-CBA

Continued on next page...

Continued from previous page...

Mol	Chain	Res	Type	Atoms
20	J	103	CLA	CHA-CBD-CGD-O1D
20	J	103	CLA	CHA-CBD-CGD-O2D
20	J	103	CLA	CBD-CGD-O2D-CED
20	J	103	CLA	O1D-CGD-O2D-CED
20	K	102	CLA	O2A-C1-C2-C3
20	K	104	CLA	C1A-C2A-CAA-CBA
20	L	201	CLA	C1A-C2A-CAA-CBA
20	L	201	CLA	CBD-CGD-O2D-CED
20	L	201	CLA	O1D-CGD-O2D-CED
20	L	201	CLA	C4-C3-C5-C6
20	L	202	CLA	C2-C1-O2A-CGA
20	L	202	CLA	CHA-CBD-CGD-O1D
20	L	202	CLA	CHA-CBD-CGD-O2D
20	L	202	CLA	CBD-CGD-O2D-CED
20	L	204	CLA	CBD-CGD-O2D-CED
20	L	208	CLA	C1A-C2A-CAA-CBA
20	L	208	CLA	C3A-C2A-CAA-CBA
20	L	208	CLA	CBD-CGD-O2D-CED
20	L	209	CLA	C1A-C2A-CAA-CBA
20	L	209	CLA	CHA-CBD-CGD-O1D
20	L	209	CLA	CHA-CBD-CGD-O2D
20	L	209	CLA	CBD-CGD-O2D-CED
20	L	210	CLA	C1A-C2A-CAA-CBA
20	L	210	CLA	C4C-C3C-CAC-CBC
20	R	107	CLA	C1A-C2A-CAA-CBA
20	R	107	CLA	CHA-CBD-CGD-O1D
20	R	107	CLA	CHA-CBD-CGD-O2D
20	R	107	CLA	CBD-CGD-O2D-CED
20	R	108	CLA	C1A-C2A-CAA-CBA
20	R	108	CLA	O1A-CGA-O2A-C1
20	R	108	CLA	CAD-CBD-CGD-O2D
21	1	216	LMU	O5B-C1B-O1B-C4'
21	1	217	LMU	C2-C1-O1'-C1'
21	2	319	LMU	C2'-C1'-O1'-C1
21	2	319	LMU	O5'-C1'-O1'-C1
21	2	320	LMU	O5'-C1'-O1'-C1
21	2	321	LMU	C2B-C1B-O1B-C4'
21	2	321	LMU	C2'-C1'-O1'-C1
21	2	322	LMU	C2-C1-O1'-C1'
21	3	319	LMU	C2'-C1'-O1'-C1
21	3	319	LMU	O5'-C1'-O1'-C1
21	4	319	LMU	C2'-C1'-O1'-C1

Continued on next page...

Continued from previous page...

Mol	Chain	Res	Type	Atoms
21	4	319	LMU	O5'-C1'-O1'-C1
21	4	319	LMU	C2-C1-O1'-C1'
21	4	320	LMU	O5'-C1'-O1'-C1
21	4	321	LMU	C2-C1-O1'-C1'
21	A	847	LMU	C2-C1-O1'-C1'
21	A	848	LMU	C2'-C1'-O1'-C1
21	A	848	LMU	O5'-C1'-O1'-C1
21	A	848	LMU	C2-C1-O1'-C1'
21	A	852	LMU	O5'-C1'-O1'-C1
21	B	805	LMU	C2'-C1'-O1'-C1
21	B	805	LMU	O5'-C1'-O1'-C1
21	E	101	LMU	C2'-C1'-O1'-C1
21	E	101	LMU	O5'-C1'-O1'-C1
21	E	101	LMU	C2-C1-O1'-C1'
21	F	202	LMU	C2'-C1'-O1'-C1
21	F	202	LMU	O5'-C1'-O1'-C1
21	H	103	LMU	C2'-C1'-O1'-C1
21	H	104	LMU	C2B-C1B-O1B-C4'
21	H	104	LMU	C2-C1-O1'-C1'
21	H	105	LMU	O5'-C1'-O1'-C1
21	H	106	LMU	O5'-C1'-O1'-C1
21	K	106	LMU	C2B-C1B-O1B-C4'
21	K	106	LMU	O5'-C1'-O1'-C1
21	K	107	LMU	C3'-C4'-O1B-C1B
21	K	107	LMU	O5'-C1'-O1'-C1
21	L	206	LMU	C2-C1-O1'-C1'
21	L	212	LMU	C2-C1-O1'-C1'
21	R	102	LMU	C2-C1-O1'-C1'
21	R	104	LMU	O5'-C1'-O1'-C1
21	R	104	LMU	C2-C1-O1'-C1'
21	R	106	LMU	C2'-C1'-O1'-C1
21	R	106	LMU	O5'-C1'-O1'-C1
21	R	106	LMU	C2-C1-O1'-C1'
21	R	109	LMU	O5B-C1B-O1B-C4'
21	R	109	LMU	C2'-C1'-O1'-C1
21	R	109	LMU	O5'-C1'-O1'-C1
21	R	109	LMU	C2-C1-O1'-C1'
22	2	318	BCR	C36-C18-C19-C20
22	2	318	BCR	C18-C19-C20-C21
22	2	318	BCR	C20-C21-C22-C23
22	2	318	BCR	C20-C21-C22-C37
22	A	843	BCR	C7-C8-C9-C10

Continued on next page...

Continued from previous page...

Mol	Chain	Res	Type	Atoms
22	A	843	BCR	C7-C8-C9-C34
22	A	843	BCR	C18-C19-C20-C21
22	A	843	BCR	C20-C21-C22-C23
22	A	843	BCR	C20-C21-C22-C37
22	A	843	BCR	C21-C22-C23-C24
22	A	843	BCR	C37-C22-C23-C24
22	A	844	BCR	C11-C12-C13-C14
22	A	844	BCR	C17-C18-C19-C20
22	A	844	BCR	C36-C18-C19-C20
22	A	844	BCR	C21-C22-C23-C24
22	A	844	BCR	C37-C22-C23-C24
22	A	845	BCR	C18-C19-C20-C21
22	A	845	BCR	C23-C24-C25-C26
22	B	801	BCR	C11-C12-C13-C14
22	B	801	BCR	C11-C12-C13-C35
22	B	801	BCR	C13-C14-C15-C16
22	B	801	BCR	C15-C16-C17-C18
22	B	801	BCR	C18-C19-C20-C21
22	B	801	BCR	C20-C21-C22-C23
22	B	801	BCR	C20-C21-C22-C37
22	B	801	BCR	C21-C22-C23-C24
22	B	845	BCR	C19-C20-C21-C22
22	B	845	BCR	C20-C21-C22-C23
22	B	845	BCR	C20-C21-C22-C37
22	B	845	BCR	C21-C22-C23-C24
22	B	845	BCR	C37-C22-C23-C24
22	B	845	BCR	C23-C24-C25-C26
22	B	845	BCR	C23-C24-C25-C30
22	B	846	BCR	C11-C12-C13-C14
22	B	846	BCR	C11-C12-C13-C35
22	B	846	BCR	C17-C18-C19-C20
22	B	846	BCR	C36-C18-C19-C20
22	B	846	BCR	C18-C19-C20-C21
22	B	846	BCR	C20-C21-C22-C23
22	B	846	BCR	C20-C21-C22-C37
22	B	847	BCR	C5-C6-C7-C8
22	B	847	BCR	C7-C8-C9-C34
22	B	847	BCR	C18-C19-C20-C21
22	B	847	BCR	C20-C21-C22-C23
22	B	847	BCR	C20-C21-C22-C37
22	B	847	BCR	C21-C22-C23-C24
22	B	847	BCR	C37-C22-C23-C24

Continued on next page...

Continued from previous page...

Mol	Chain	Res	Type	Atoms
22	F	204	BCR	C7-C8-C9-C10
22	F	204	BCR	C9-C10-C11-C12
22	F	204	BCR	C18-C19-C20-C21
22	G	104	BCR	C7-C8-C9-C10
22	G	104	BCR	C17-C18-C19-C20
22	G	104	BCR	C36-C18-C19-C20
22	G	104	BCR	C18-C19-C20-C21
22	G	104	BCR	C20-C21-C22-C23
22	G	104	BCR	C20-C21-C22-C37
22	I	101	BCR	C5-C6-C7-C8
22	I	101	BCR	C9-C10-C11-C12
22	I	101	BCR	C21-C22-C23-C24
22	I	103	BCR	C9-C10-C11-C12
22	I	103	BCR	C11-C12-C13-C14
22	I	103	BCR	C17-C18-C19-C20
22	I	103	BCR	C36-C18-C19-C20
22	I	103	BCR	C18-C19-C20-C21
22	I	103	BCR	C20-C21-C22-C23
22	I	103	BCR	C20-C21-C22-C37
22	J	102	BCR	C7-C8-C9-C10
22	J	102	BCR	C7-C8-C9-C34
22	J	102	BCR	C17-C18-C19-C20
22	J	102	BCR	C18-C19-C20-C21
22	L	211	BCR	C7-C8-C9-C10
22	L	211	BCR	C7-C8-C9-C34
22	L	211	BCR	C20-C21-C22-C23
22	L	211	BCR	C20-C21-C22-C37
22	L	211	BCR	C21-C22-C23-C24
22	L	211	BCR	C37-C22-C23-C24
25	B	848	LMG	O6-C1-O1-C7
25	B	848	LMG	C11-C10-O7-C8
21	2	313	LMU	C5'-C4'-O1B-C1B
21	2	319	LMU	C5'-C4'-O1B-C1B
21	H	106	LMU	C3'-C4'-O1B-C1B
20	2	311	CLA	C4C-C3C-CAC-CBC
20	3	311	CLA	C4C-C3C-CAC-CBC
20	A	801	CLA	C4C-C3C-CAC-CBC
20	A	824	CLA	C4C-C3C-CAC-CBC
20	A	824	CLA	C2C-C3C-CAC-CBC
20	B	826	CLA	C2C-C3C-CAC-CBC
20	L	210	CLA	C2C-C3C-CAC-CBC
20	1	204	CLA	O1D-CGD-O2D-CED

Continued on next page...

Continued from previous page...

Mol	Chain	Res	Type	Atoms
20	1	206	CLA	O1D-CGD-O2D-CED
20	1	207	CLA	O1D-CGD-O2D-CED
20	1	213	CLA	O1D-CGD-O2D-CED
20	4	315	CLA	O1D-CGD-O2D-CED
20	A	806	CLA	O1D-CGD-O2D-CED
20	A	815	CLA	O1D-CGD-O2D-CED
20	A	816	CLA	O1D-CGD-O2D-CED
20	A	817	CLA	O1D-CGD-O2D-CED
20	A	823	CLA	O1D-CGD-O2D-CED
20	A	837	CLA	O1D-CGD-O2D-CED
20	B	812	CLA	O1D-CGD-O2D-CED
20	B	816	CLA	O1D-CGD-O2D-CED
20	B	818	CLA	O1D-CGD-O2D-CED
20	B	821	CLA	O1D-CGD-O2D-CED
20	B	822	CLA	O1D-CGD-O2D-CED
20	B	833	CLA	O1D-CGD-O2D-CED
20	H	102	CLA	O1D-CGD-O2D-CED
20	L	202	CLA	O1D-CGD-O2D-CED
20	L	204	CLA	O1D-CGD-O2D-CED
20	R	107	CLA	O1D-CGD-O2D-CED
21	K	107	LMU	O5B-C1B-O1B-C4'
21	1	217	LMU	C3'-C4'-O1B-C1B
21	4	321	LMU	C5'-C4'-O1B-C1B
21	B	849	LMU	C3'-C4'-O1B-C1B
21	R	101	LMU	C3'-C4'-O1B-C1B
21	R	103	LMU	C3'-C4'-O1B-C1B
20	A	825	CLA	C4C-C3C-CAC-CBC
20	H	101	CLA	C4C-C3C-CAC-CBC
20	2	311	CLA	C2C-C3C-CAC-CBC
20	3	311	CLA	C2C-C3C-CAC-CBC
20	4	301	CLA	C2C-C3C-CAC-CBC
20	A	825	CLA	C2C-C3C-CAC-CBC
20	1	202	CLA	O1D-CGD-O2D-CED
20	1	203	CLA	O1D-CGD-O2D-CED
20	2	312	CLA	O1D-CGD-O2D-CED
20	3	307	CLA	O1D-CGD-O2D-CED
20	A	801	CLA	O1D-CGD-O2D-CED
20	A	811	CLA	O1D-CGD-O2D-CED
20	A	826	CLA	O1D-CGD-O2D-CED
20	B	819	CLA	O1D-CGD-O2D-CED
20	B	828	CLA	O1D-CGD-O2D-CED
20	B	839	CLA	O1D-CGD-O2D-CED

Continued on next page...

Continued from previous page...

Mol	Chain	Res	Type	Atoms
20	F	206	CLA	O1D-CGD-O2D-CED
20	G	105	CLA	O1D-CGD-O2D-CED
20	H	101	CLA	O1D-CGD-O2D-CED
20	L	208	CLA	O1D-CGD-O2D-CED
20	1	206	CLA	CBD-CGD-O2D-CED
20	1	213	CLA	CBD-CGD-O2D-CED
20	2	311	CLA	CBD-CGD-O2D-CED
20	3	314	CLA	CBD-CGD-O2D-CED
20	4	305	CLA	CBD-CGD-O2D-CED
20	4	315	CLA	CBD-CGD-O2D-CED
20	A	807	CLA	CBD-CGD-O2D-CED
20	A	809	CLA	CBD-CGD-O2D-CED
20	A	810	CLA	CBD-CGD-O2D-CED
20	A	817	CLA	CBD-CGD-O2D-CED
20	A	823	CLA	CBD-CGD-O2D-CED
20	A	825	CLA	CBD-CGD-O2D-CED
20	A	826	CLA	CBD-CGD-O2D-CED
20	A	828	CLA	CBD-CGD-O2D-CED
20	A	832	CLA	CBD-CGD-O2D-CED
20	A	837	CLA	CBD-CGD-O2D-CED
20	A	839	CLA	CBD-CGD-O2D-CED
20	B	806	CLA	CBD-CGD-O2D-CED
20	B	816	CLA	CBD-CGD-O2D-CED
20	B	819	CLA	CBD-CGD-O2D-CED
20	B	820	CLA	CBD-CGD-O2D-CED
20	B	830	CLA	CBD-CGD-O2D-CED
20	B	833	CLA	CBD-CGD-O2D-CED
20	B	834	CLA	CBD-CGD-O2D-CED
20	B	837	CLA	CBD-CGD-O2D-CED
20	B	850	CLA	CBD-CGD-O2D-CED
20	H	102	CLA	CBD-CGD-O2D-CED
20	L	210	CLA	CBD-CGD-O2D-CED
21	D	201	LMU	O5B-C1B-O1B-C4'
21	G	102	LMU	O5B-C1B-O1B-C4'
21	H	103	LMU	O5B-C1B-O1B-C4'
21	E	101	LMU	C2B-C1B-O1B-C4'
20	2	317	CLA	O1A-CGA-O2A-C1
20	3	311	CLA	O1A-CGA-O2A-C1
20	4	317	CLA	O1A-CGA-O2A-C1
20	A	849	CLA	O1A-CGA-O2A-C1
20	B	825	CLA	O1A-CGA-O2A-C1
20	H	102	CLA	O1A-CGA-O2A-C1

Continued on next page...

Continued from previous page...

Mol	Chain	Res	Type	Atoms
20	A	807	CLA	O1A-CGA-O2A-C1
20	1	204	CLA	C4C-C3C-CAC-CBC
20	1	213	CLA	C4C-C3C-CAC-CBC
20	4	304	CLA	C4C-C3C-CAC-CBC
20	B	828	CLA	C4C-C3C-CAC-CBC
20	B	841	CLA	C4C-C3C-CAC-CBC
20	2	303	CLA	C2C-C3C-CAC-CBC
20	4	304	CLA	C2C-C3C-CAC-CBC
20	A	801	CLA	C2C-C3C-CAC-CBC
20	H	101	CLA	C2C-C3C-CAC-CBC
20	K	104	CLA	C2C-C3C-CAC-CBC
20	4	318	CLA	O1D-CGD-O2D-CED
20	A	830	CLA	O1D-CGD-O2D-CED
20	A	840	CLA	O1D-CGD-O2D-CED
20	B	809	CLA	O1D-CGD-O2D-CED
20	L	209	CLA	O1D-CGD-O2D-CED
21	A	847	LMU	O5B-C1B-O1B-C4'
21	B	804	LMU	O5B-C1B-O1B-C4'
21	E	101	LMU	O5B-C1B-O1B-C4'
21	L	212	LMU	O5B-C1B-O1B-C4'
21	R	102	LMU	O5B-C1B-O1B-C4'
21	R	105	LMU	O5B-C1B-O1B-C4'
21	B	804	LMU	C2B-C1B-O1B-C4'
21	K	107	LMU	C2B-C1B-O1B-C4'
20	4	315	CLA	CBA-CGA-O2A-C1
20	B	822	CLA	CBA-CGA-O2A-C1
20	K	101	CLA	CBA-CGA-O2A-C1
21	K	105	LMU	C5'-C4'-O1B-C1B
25	B	848	LMG	C8-C9-O8-C28
20	1	202	CLA	C4C-C3C-CAC-CBC
20	4	301	CLA	C4C-C3C-CAC-CBC
20	1	204	CLA	C2C-C3C-CAC-CBC
20	1	211	CLA	O1D-CGD-O2D-CED
20	4	305	CLA	O1D-CGD-O2D-CED
20	4	310	CLA	O1D-CGD-O2D-CED
20	A	810	CLA	O1D-CGD-O2D-CED
20	B	826	CLA	O1D-CGD-O2D-CED
20	B	834	CLA	O1D-CGD-O2D-CED
20	2	317	CLA	CBA-CGA-O2A-C1
20	3	311	CLA	CBA-CGA-O2A-C1
20	4	317	CLA	CBA-CGA-O2A-C1
20	H	102	CLA	CBA-CGA-O2A-C1

Continued on next page...

Continued from previous page...

Mol	Chain	Res	Type	Atoms
20	R	108	CLA	CBA-CGA-O2A-C1
21	G	103	LMU	O5B-C1B-O1B-C4'
20	1	206	CLA	O1A-CGA-O2A-C1
20	1	207	CLA	O1A-CGA-O2A-C1
20	2	315	CLA	O1A-CGA-O2A-C1
20	A	809	CLA	O1A-CGA-O2A-C1
20	A	817	CLA	O1A-CGA-O2A-C1
20	A	826	CLA	O1A-CGA-O2A-C1
20	A	832	CLA	O1A-CGA-O2A-C1
20	A	851	CLA	O1A-CGA-O2A-C1
20	B	818	CLA	O1A-CGA-O2A-C1
20	B	821	CLA	O1A-CGA-O2A-C1
20	B	850	CLA	O1A-CGA-O2A-C1
20	J	103	CLA	O1A-CGA-O2A-C1
20	K	102	CLA	O1A-CGA-O2A-C1
20	L	203	CLA	O1A-CGA-O2A-C1
20	R	107	CLA	O1A-CGA-O2A-C1
20	2	312	CLA	C5-C6-C7-C8
20	3	315	CLA	C15-C16-C17-C18
21	2	322	LMU	C5'-C4'-O1B-C1B
21	A	847	LMU	C5'-C4'-O1B-C1B
20	1	201	CLA	O1A-CGA-O2A-C1
20	4	315	CLA	O1A-CGA-O2A-C1
20	K	101	CLA	O1A-CGA-O2A-C1
20	4	318	CLA	C4C-C3C-CAC-CBC
20	A	819	CLA	C4C-C3C-CAC-CBC
20	B	803	CLA	C4C-C3C-CAC-CBC
20	B	824	CLA	C4C-C3C-CAC-CBC
20	B	839	CLA	C4C-C3C-CAC-CBC
20	K	103	CLA	C4C-C3C-CAC-CBC
20	K	104	CLA	C4C-C3C-CAC-CBC
20	1	213	CLA	C2C-C3C-CAC-CBC
20	A	819	CLA	C2C-C3C-CAC-CBC
20	B	828	CLA	C2C-C3C-CAC-CBC
21	A	846	LMU	C4B-C5B-C6B-O6B
20	A	807	CLA	O1D-CGD-O2D-CED
20	A	809	CLA	O1D-CGD-O2D-CED
20	A	813	CLA	O1D-CGD-O2D-CED
20	A	834	CLA	O1D-CGD-O2D-CED
20	B	806	CLA	O1D-CGD-O2D-CED
20	B	824	CLA	O1D-CGD-O2D-CED
21	4	321	LMU	O5B-C1B-O1B-C4'

Continued on next page...

Continued from previous page...

Mol	Chain	Res	Type	Atoms
21	R	104	LMU	C3'-C4'-O1B-C1B
20	B	837	CLA	C4C-C3C-CAC-CBC
20	1	202	CLA	C2C-C3C-CAC-CBC
20	4	318	CLA	C2C-C3C-CAC-CBC
20	B	803	CLA	C2C-C3C-CAC-CBC
20	B	839	CLA	C2C-C3C-CAC-CBC
20	K	103	CLA	C2C-C3C-CAC-CBC
20	A	833	CLA	O1D-CGD-O2D-CED
20	B	835	CLA	O1D-CGD-O2D-CED
20	J	101	CLA	O1D-CGD-O2D-CED
21	4	316	LMU	O5'-C5'-C6'-O6'
20	1	203	CLA	C2-C1-O2A-CGA
21	A	855	LMU	C3'-C4'-O1B-C1B
20	A	832	CLA	C4C-C3C-CAC-CBC
20	B	830	CLA	C4C-C3C-CAC-CBC
20	A	832	CLA	C2C-C3C-CAC-CBC
20	B	822	CLA	C2C-C3C-CAC-CBC
20	B	824	CLA	C2C-C3C-CAC-CBC
20	B	841	CLA	C2C-C3C-CAC-CBC
25	B	848	LMG	O9-C10-O7-C8
20	B	817	CLA	CBA-CGA-O2A-C1
20	B	817	CLA	O1A-CGA-O2A-C1
20	2	307	CLA	C3-C5-C6-C7
20	2	317	CLA	C3-C5-C6-C7
20	3	315	CLA	C3-C5-C6-C7
20	4	301	CLA	C3-C5-C6-C7
20	4	304	CLA	C3-C5-C6-C7
20	A	805	CLA	C3-C5-C6-C7
20	A	818	CLA	C3-C5-C6-C7
20	A	819	CLA	C3-C5-C6-C7
20	A	828	CLA	C3-C5-C6-C7
20	A	838	CLA	C3-C5-C6-C7
20	B	823	CLA	C3-C5-C6-C7
20	B	840	CLA	C3-C5-C6-C7
20	H	102	CLA	C3-C5-C6-C7
20	2	303	CLA	C4C-C3C-CAC-CBC
20	B	830	CLA	C2C-C3C-CAC-CBC
20	H	112	CLA	O1D-CGD-O2D-CED
20	1	206	CLA	CBA-CGA-O2A-C1
20	1	207	CLA	CBA-CGA-O2A-C1
20	2	315	CLA	CBA-CGA-O2A-C1
20	A	828	CLA	CBA-CGA-O2A-C1

Continued on next page...

Continued from previous page...

Mol	Chain	Res	Type	Atoms
20	A	836	CLA	CBA-CGA-O2A-C1
20	A	851	CLA	CBA-CGA-O2A-C1
20	B	806	CLA	CBA-CGA-O2A-C1
20	B	813	CLA	CBA-CGA-O2A-C1
20	B	818	CLA	CBA-CGA-O2A-C1
20	B	825	CLA	CBA-CGA-O2A-C1
20	B	850	CLA	CBA-CGA-O2A-C1
20	J	103	CLA	CBA-CGA-O2A-C1
20	K	102	CLA	CBA-CGA-O2A-C1
20	L	203	CLA	CBA-CGA-O2A-C1
20	R	107	CLA	CBA-CGA-O2A-C1
21	1	218	LMU	O5'-C5'-C6'-O6'
21	B	805	LMU	C3'-C4'-O1B-C1B
20	4	304	CLA	CBD-CGD-O2D-CED
20	4	317	CLA	CBD-CGD-O2D-CED
20	A	835	CLA	CBD-CGD-O2D-CED
20	B	803	CLA	CBD-CGD-O2D-CED
20	B	808	CLA	CBD-CGD-O2D-CED
20	B	815	CLA	CBD-CGD-O2D-CED
20	H	111	CLA	CBD-CGD-O2D-CED
20	I	102	CLA	CBD-CGD-O2D-CED
20	R	108	CLA	CBD-CGD-O2D-CED
20	B	837	CLA	C2C-C3C-CAC-CBC
20	4	318	CLA	C2-C1-O2A-CGA
20	A	822	CLA	O1D-CGD-O2D-CED
20	A	839	CLA	O1D-CGD-O2D-CED
20	B	832	CLA	O1D-CGD-O2D-CED
20	3	307	CLA	C2C-C3C-CAC-CBC
20	A	816	CLA	C2C-C3C-CAC-CBC
20	A	804	CLA	O1D-CGD-O2D-CED
20	A	805	CLA	C4-C3-C5-C6
20	B	820	CLA	C4-C3-C5-C6
20	H	102	CLA	C4-C3-C5-C6
20	L	204	CLA	C4-C3-C5-C6
20	R	107	CLA	C4-C3-C5-C6
23	A	842	PQN	C14-C13-C15-C16
23	B	843	PQN	C14-C13-C15-C16
20	A	805	CLA	C2-C3-C5-C6
20	B	802	CLA	C2-C3-C5-C6
20	B	820	CLA	C2-C3-C5-C6
20	B	826	CLA	C2-C3-C5-C6
20	H	102	CLA	C2-C3-C5-C6

Continued on next page...

Continued from previous page...

Mol	Chain	Res	Type	Atoms
20	L	201	CLA	C2-C3-C5-C6
20	L	204	CLA	C2-C3-C5-C6
20	R	107	CLA	C2-C3-C5-C6
21	1	218	LMU	C3'-C4'-O1B-C1B
21	A	852	LMU	C3'-C4'-O1B-C1B
20	A	834	CLA	CBA-CGA-O2A-C1
21	2	313	LMU	O5'-C5'-C6'-O6'
21	R	104	LMU	O5B-C5B-C6B-O6B
20	A	839	CLA	C2A-CAA-CBA-CGA
20	K	103	CLA	C2A-CAA-CBA-CGA
20	L	201	CLA	C2A-CAA-CBA-CGA
21	2	321	LMU	O5B-C1B-O1B-C4'
20	A	826	CLA	C3-C5-C6-C7
20	A	827	CLA	C3-C5-C6-C7
20	A	830	CLA	C3-C5-C6-C7
20	B	802	CLA	C3-C5-C6-C7
20	B	837	CLA	C3-C5-C6-C7
20	B	841	CLA	C3-C5-C6-C7
21	3	320	LMU	C3'-C4'-O1B-C1B
20	A	817	CLA	C2C-C3C-CAC-CBC
20	A	801	CLA	CBA-CGA-O2A-C1
20	A	809	CLA	CBA-CGA-O2A-C1
20	A	817	CLA	CBA-CGA-O2A-C1
20	A	826	CLA	CBA-CGA-O2A-C1
20	A	832	CLA	CBA-CGA-O2A-C1
20	B	821	CLA	CBA-CGA-O2A-C1
20	G	105	CLA	CBA-CGA-O2A-C1
20	H	112	CLA	CBA-CGA-O2A-C1
20	L	210	CLA	CBA-CGA-O2A-C1
20	B	822	CLA	O1A-CGA-O2A-C1
21	K	106	LMU	O5B-C1B-O1B-C4'
21	R	103	LMU	C4B-C5B-C6B-O6B
20	B	822	CLA	C4C-C3C-CAC-CBC
21	A	854	LMU	O5B-C5B-C6B-O6B
21	4	320	LMU	C2B-C1B-O1B-C4'
21	4	321	LMU	C2B-C1B-O1B-C4'
21	K	106	LMU	C4'-C5'-C6'-O6'
22	A	843	BCR	C9-C10-C11-C12
22	B	846	BCR	C9-C10-C11-C12
22	F	203	BCR	C19-C20-C21-C22
22	I	101	BCR	C19-C20-C21-C22
22	J	102	BCR	C19-C20-C21-C22

Continued on next page...

Continued from previous page...

Mol	Chain	Res	Type	Atoms
22	L	211	BCR	C19-C20-C21-C22
20	A	828	CLA	O1A-CGA-O2A-C1
20	A	836	CLA	O1A-CGA-O2A-C1
20	F	207	CLA	O1A-CGA-O2A-C1
20	3	314	CLA	O1D-CGD-O2D-CED
20	A	825	CLA	O1D-CGD-O2D-CED
20	A	828	CLA	O1D-CGD-O2D-CED
21	4	319	LMU	C5'-C4'-O1B-C1B
20	A	834	CLA	O1A-CGA-O2A-C1
21	G	102	LMU	O5'-C5'-C6'-O6'
20	A	816	CLA	C4C-C3C-CAC-CBC
20	4	305	CLA	C2C-C3C-CAC-CBC
20	J	101	CLA	C2C-C3C-CAC-CBC
21	2	320	LMU	C4B-C5B-C6B-O6B
20	B	850	CLA	O1D-CGD-O2D-CED
20	A	812	CLA	C3-C5-C6-C7
20	H	111	CLA	C3-C5-C6-C7
23	A	842	PQN	C13-C15-C16-C17
20	1	201	CLA	CBD-CGD-O2D-CED
20	3	311	CLA	CBD-CGD-O2D-CED
20	A	820	CLA	CBD-CGD-O2D-CED
20	B	836	CLA	CBD-CGD-O2D-CED
21	G	102	LMU	C11-C10-C9-C8
21	4	320	LMU	O5B-C1B-O1B-C4'
20	B	830	CLA	O1D-CGD-O2D-CED
20	2	305	CLA	CBA-CGA-O2A-C1
20	4	310	CLA	CBA-CGA-O2A-C1
20	B	808	CLA	CBA-CGA-O2A-C1
20	B	820	CLA	CBA-CGA-O2A-C1
25	B	848	LMG	C29-C28-O8-C9
21	1	216	LMU	O5'-C5'-C6'-O6'
21	B	804	LMU	O5B-C5B-C6B-O6B
21	R	106	LMU	O5B-C5B-C6B-O6B
20	A	801	CLA	O1A-CGA-O2A-C1
20	B	806	CLA	O1A-CGA-O2A-C1
20	B	813	CLA	O1A-CGA-O2A-C1
20	B	820	CLA	O1A-CGA-O2A-C1
20	L	210	CLA	O1A-CGA-O2A-C1
21	K	107	LMU	C4B-C5B-C6B-O6B
21	R	101	LMU	C4'-C5'-C6'-O6'
20	2	311	CLA	O1D-CGD-O2D-CED
21	4	320	LMU	O5B-C5B-C6B-O6B

Continued on next page...

Continued from previous page...

Mol	Chain	Res	Type	Atoms
21	F	202	LMU	O5'-C5'-C6'-O6'
21	R	105	LMU	O5B-C5B-C6B-O6B
21	2	313	LMU	C4'-C5'-C6'-O6'
21	4	316	LMU	C4'-C5'-C6'-O6'
21	B	849	LMU	C4'-C5'-C6'-O6'
20	A	805	CLA	CBD-CGD-O2D-CED
20	B	802	CLA	CBD-CGD-O2D-CED
20	B	825	CLA	CBD-CGD-O2D-CED
20	A	811	CLA	C2C-C3C-CAC-CBC
20	A	836	CLA	C2C-C3C-CAC-CBC
21	2	319	LMU	O5B-C1B-O1B-C4'
20	H	112	CLA	O1A-CGA-O2A-C1
21	F	202	LMU	O5B-C5B-C6B-O6B
21	A	854	LMU	C4B-C5B-C6B-O6B
21	B	804	LMU	C4B-C5B-C6B-O6B
20	A	832	CLA	O1D-CGD-O2D-CED
20	B	820	CLA	O1D-CGD-O2D-CED
20	A	816	CLA	C3-C5-C6-C7
20	A	849	CLA	C3-C5-C6-C7
20	B	830	CLA	C3-C5-C6-C7
20	L	204	CLA	C3-C5-C6-C7
20	B	841	CLA	CBD-CGD-O2D-CED
21	4	320	LMU	O5'-C5'-C6'-O6'
21	K	105	LMU	O5'-C5'-C6'-O6'
21	R	105	LMU	O5'-C5'-C6'-O6'
20	B	840	CLA	C2C-C3C-CAC-CBC
21	A	846	LMU	C4'-C5'-C6'-O6'
21	F	202	LMU	C4'-C5'-C6'-O6'
21	G	102	LMU	C4'-C5'-C6'-O6'
20	3	314	CLA	CBA-CGA-O2A-C1
20	F	207	CLA	CBA-CGA-O2A-C1
21	A	846	LMU	C3'-C4'-O1B-C1B
20	2	307	CLA	C4-C3-C5-C6
20	A	831	CLA	C4-C3-C5-C6
20	A	850	CLA	C4-C3-C5-C6
20	2	307	CLA	C2-C3-C5-C6
20	A	831	CLA	C2-C3-C5-C6
20	A	850	CLA	C2-C3-C5-C6
23	A	842	PQN	C12-C13-C15-C16
20	2	305	CLA	O1A-CGA-O2A-C1
21	A	846	LMU	O5'-C5'-C6'-O6'
21	A	855	LMU	O5'-C5'-C6'-O6'

Continued on next page...

Continued from previous page...

Mol	Chain	Res	Type	Atoms
21	H	103	LMU	O5B-C5B-C6B-O6B
21	R	101	LMU	O5'-C5'-C6'-O6'
21	R	104	LMU	C4B-C5B-C6B-O6B
20	A	836	CLA	CBD-CGD-O2D-CED
21	K	107	LMU	O5B-C5B-C6B-O6B
21	L	206	LMU	O5B-C5B-C6B-O6B
21	1	218	LMU	C4'-C5'-C6'-O6'
21	R	106	LMU	C4B-C5B-C6B-O6B
20	4	317	CLA	C3-C5-C6-C7
20	A	805	CLA	C2A-CAA-CBA-CGA
20	B	815	CLA	C2A-CAA-CBA-CGA
21	G	101	LMU	C2B-C1B-O1B-C4'
21	K	105	LMU	C5-C6-C7-C8
20	B	837	CLA	O1D-CGD-O2D-CED
20	4	310	CLA	O1A-CGA-O2A-C1
20	A	837	CLA	O1A-CGA-O2A-C1
20	B	808	CLA	O1A-CGA-O2A-C1
20	G	105	CLA	O1A-CGA-O2A-C1
25	B	848	LMG	O10-C28-O8-C9
21	2	321	LMU	O5'-C1'-O1'-C1
21	4	316	LMU	O5'-C1'-O1'-C1
21	A	854	LMU	O5'-C1'-O1'-C1
21	C	101	LMU	O5'-C1'-O1'-C1
21	H	103	LMU	O5'-C1'-O1'-C1
21	L	212	LMU	O5'-C1'-O1'-C1
21	R	101	LMU	O5'-C1'-O1'-C1
21	R	105	LMU	O5'-C1'-O1'-C1
21	R	104	LMU	C11-C10-C9-C8
21	A	846	LMU	O5B-C5B-C6B-O6B
21	1	217	LMU	C1-C2-C3-C4
21	H	105	LMU	O1'-C1-C2-C3
20	A	837	CLA	CBA-CGA-O2A-C1
20	A	839	CLA	CBA-CGA-O2A-C1
20	K	104	CLA	CBA-CGA-O2A-C1
20	A	812	CLA	CBD-CGD-O2D-CED
20	B	813	CLA	CBD-CGD-O2D-CED
21	2	320	LMU	O5B-C5B-C6B-O6B
21	3	319	LMU	O5'-C5'-C6'-O6'
21	A	852	LMU	O5'-C5'-C6'-O6'
21	B	849	LMU	O5'-C5'-C6'-O6'
21	L	205	LMU	O5B-C5B-C6B-O6B
21	L	205	LMU	O5'-C5'-C6'-O6'

Continued on next page...

Continued from previous page...

Mol	Chain	Res	Type	Atoms
20	1	201	CLA	C2C-C3C-CAC-CBC
20	1	207	CLA	C2C-C3C-CAC-CBC
21	3	320	LMU	C4-C5-C6-C7
21	A	853	LMU	C2-C3-C4-C5
21	K	106	LMU	O5'-C5'-C6'-O6'
21	R	103	LMU	O5B-C5B-C6B-O6B
21	3	319	LMU	C4'-C5'-C6'-O6'
21	A	855	LMU	C4'-C5'-C6'-O6'
21	H	106	LMU	C4B-C5B-C6B-O6B
21	R	106	LMU	C6-C7-C8-C9
21	R	109	LMU	C7-C8-C9-C10
20	3	307	CLA	C4C-C3C-CAC-CBC
20	A	817	CLA	C4C-C3C-CAC-CBC
21	D	201	LMU	O1'-C1-C2-C3
21	R	104	LMU	O5'-C5'-C6'-O6'
21	2	313	LMU	C4-C5-C6-C7
21	B	804	LMU	C6-C7-C8-C9
22	F	204	BCR	C13-C14-C15-C16
22	F	204	BCR	C15-C16-C17-C18
21	E	101	LMU	C1-C2-C3-C4
20	1	211	CLA	CBA-CGA-O2A-C1
20	2	310	CLA	CBA-CGA-O2A-C1
20	3	310	CLA	CBA-CGA-O2A-C1
20	4	304	CLA	CBA-CGA-O2A-C1
20	4	318	CLA	CBA-CGA-O2A-C1
20	A	812	CLA	CBA-CGA-O2A-C1
20	A	838	CLA	CBA-CGA-O2A-C1
20	H	111	CLA	CBA-CGA-O2A-C1
20	L	208	CLA	CBA-CGA-O2A-C1
21	4	319	LMU	C7-C8-C9-C10
21	L	212	LMU	O5B-C5B-C6B-O6B
21	L	205	LMU	C4B-C5B-C6B-O6B
21	4	319	LMU	C5-C6-C7-C8
21	4	320	LMU	C7-C8-C9-C10
21	H	106	LMU	C7-C8-C9-C10
20	I	102	CLA	O1D-CGD-O2D-CED
21	2	313	LMU	C2-C3-C4-C5
21	A	846	LMU	C2-C3-C4-C5
21	A	853	LMU	C11-C10-C9-C8
21	R	104	LMU	C4'-C5'-C6'-O6'
21	R	105	LMU	C4'-C5'-C6'-O6'
21	R	102	LMU	C6-C7-C8-C9

Continued on next page...

Continued from previous page...

Mol	Chain	Res	Type	Atoms
20	3	311	CLA	C4-C3-C5-C6
20	B	827	CLA	C4-C3-C5-C6
20	3	311	CLA	C2-C3-C5-C6
20	B	827	CLA	C2-C3-C5-C6
23	B	843	PQN	C12-C13-C15-C16
20	2	303	CLA	C11-C10-C8-C9
20	A	811	CLA	C14-C13-C15-C16
20	A	825	CLA	C11-C10-C8-C9
20	A	825	CLA	C14-C13-C15-C16
20	A	831	CLA	C6-C7-C8-C9
20	A	831	CLA	C11-C12-C13-C14
20	A	851	CLA	C6-C7-C8-C9
20	A	851	CLA	C11-C10-C8-C9
20	B	803	CLA	C14-C13-C15-C16
20	B	806	CLA	C11-C10-C8-C9
20	B	806	CLA	C14-C13-C15-C16
20	B	808	CLA	C11-C10-C8-C9
20	B	808	CLA	C11-C12-C13-C14
20	B	824	CLA	C11-C10-C8-C9
20	B	824	CLA	C14-C13-C15-C16
20	B	828	CLA	C6-C7-C8-C9
20	B	830	CLA	C11-C10-C8-C9
20	B	832	CLA	C11-C10-C8-C9
20	B	838	CLA	C11-C12-C13-C14
20	H	111	CLA	C6-C7-C8-C9
20	R	108	CLA	C11-C10-C8-C9
20	R	108	CLA	C11-C12-C13-C14
23	A	842	PQN	C21-C22-C23-C24
21	H	105	LMU	C5-C6-C7-C8
21	1	216	LMU	C4'-C5'-C6'-O6'
21	R	105	LMU	C4B-C5B-C6B-O6B
20	B	815	CLA	O1D-CGD-O2D-CED
20	L	210	CLA	O1D-CGD-O2D-CED
20	R	108	CLA	O1D-CGD-O2D-CED
21	4	316	LMU	C2'-C1'-O1'-C1
21	4	320	LMU	C2'-C1'-O1'-C1
21	4	321	LMU	C2'-C1'-O1'-C1
21	A	852	LMU	C2'-C1'-O1'-C1
21	A	854	LMU	C2'-C1'-O1'-C1
21	C	101	LMU	C2'-C1'-O1'-C1
21	G	101	LMU	C2'-C1'-O1'-C1
21	K	106	LMU	C2'-C1'-O1'-C1

Continued on next page...

Continued from previous page...

Mol	Chain	Res	Type	Atoms
21	L	212	LMU	C2'-C1'-O1'-C1
21	R	101	LMU	C2'-C1'-O1'-C1
21	R	105	LMU	C2'-C1'-O1'-C1
21	A	846	LMU	C5'-C4'-O1B-C1B
20	4	304	CLA	O1D-CGD-O2D-CED
21	4	316	LMU	O5B-C5B-C6B-O6B
20	3	314	CLA	O1A-CGA-O2A-C1
20	4	304	CLA	O1A-CGA-O2A-C1
20	A	838	CLA	O1A-CGA-O2A-C1
21	L	206	LMU	C4B-C5B-C6B-O6B
21	2	313	LMU	C2B-C1B-O1B-C4'
22	2	318	BCR	C37-C22-C23-C24
22	A	844	BCR	C11-C12-C13-C35
22	A	845	BCR	C7-C8-C9-C34
22	B	801	BCR	C37-C22-C23-C24
22	B	846	BCR	C37-C22-C23-C24
22	F	204	BCR	C7-C8-C9-C34
22	G	104	BCR	C7-C8-C9-C34
22	I	101	BCR	C36-C18-C19-C20
22	I	101	BCR	C37-C22-C23-C24
22	I	103	BCR	C11-C12-C13-C35
22	J	102	BCR	C36-C18-C19-C20
22	2	318	BCR	C17-C18-C19-C20
22	2	318	BCR	C21-C22-C23-C24
22	B	847	BCR	C7-C8-C9-C10
22	F	203	BCR	C21-C22-C23-C24
21	K	105	LMU	C4'-C5'-C6'-O6'
20	A	817	CLA	C3-C5-C6-C7
20	A	830	CLA	C2A-CAA-CBA-CGA
20	B	822	CLA	C2A-CAA-CBA-CGA
20	B	840	CLA	C2A-CAA-CBA-CGA
20	H	102	CLA	C2A-CAA-CBA-CGA
20	J	101	CLA	C4C-C3C-CAC-CBC
21	L	212	LMU	C5-C6-C7-C8
20	B	824	CLA	C3-C5-C6-C7
21	A	854	LMU	O5'-C5'-C6'-O6'
21	R	103	LMU	O5'-C5'-C6'-O6'
21	A	852	LMU	C4'-C5'-C6'-O6'
21	L	212	LMU	C4'-C5'-C6'-O6'
21	F	202	LMU	C4B-C5B-C6B-O6B
21	R	101	LMU	C4B-C5B-C6B-O6B
20	F	201	CLA	CBA-CGA-O2A-C1

Continued on next page...

Continued from previous page...

Mol	Chain	Res	Type	Atoms
20	A	811	CLA	C5-C6-C7-C8
20	1	206	CLA	C2-C1-O2A-CGA
20	A	805	CLA	C2-C1-O2A-CGA
20	A	823	CLA	C2-C1-O2A-CGA
20	A	824	CLA	C2-C1-O2A-CGA
20	A	837	CLA	C2-C1-O2A-CGA
21	E	101	LMU	C3-C4-C5-C6
20	B	803	CLA	O1D-CGD-O2D-CED
20	K	103	CLA	CBD-CGD-O2D-CED
21	R	109	LMU	C3'-C4'-O1B-C1B
20	A	851	CLA	C2C-C3C-CAC-CBC
20	B	838	CLA	C13-C15-C16-C17
20	B	808	CLA	O1D-CGD-O2D-CED
21	L	206	LMU	O5'-C5'-C6'-O6'
20	2	310	CLA	O1A-CGA-O2A-C1
20	L	208	CLA	O1A-CGA-O2A-C1
20	2	305	CLA	C2C-C3C-CAC-CBC
21	B	849	LMU	C4B-C5B-C6B-O6B
20	2	312	CLA	C11-C12-C13-C15
20	2	317	CLA	C12-C13-C15-C16
20	3	315	CLA	C11-C10-C8-C7
20	4	303	CLA	C12-C13-C15-C16
20	A	849	CLA	C12-C13-C15-C16
20	B	815	CLA	C11-C10-C8-C7
20	B	824	CLA	C11-C12-C13-C15
20	L	203	CLA	C11-C10-C8-C7
20	4	317	CLA	O1D-CGD-O2D-CED
21	2	320	LMU	C3-C4-C5-C6
21	A	852	LMU	C2-C3-C4-C5
21	K	107	LMU	C3-C4-C5-C6
21	1	217	LMU	O1'-C1-C2-C3
21	F	202	LMU	O1'-C1-C2-C3
20	1	206	CLA	C4-C3-C5-C6
21	E	101	LMU	O5'-C5'-C6'-O6'
20	3	311	CLA	C13-C15-C16-C17
20	A	808	CLA	C5-C6-C7-C8
20	A	849	CLA	C10-C11-C12-C13
21	L	212	LMU	C4B-C5B-C6B-O6B
22	A	845	BCR	C19-C20-C21-C22
22	G	104	BCR	C19-C20-C21-C22
22	I	103	BCR	C19-C20-C21-C22
21	L	206	LMU	O1'-C1-C2-C3

Continued on next page...

Continued from previous page...

Mol	Chain	Res	Type	Atoms
20	K	104	CLA	O1A-CGA-O2A-C1
20	A	835	CLA	O1D-CGD-O2D-CED
21	H	103	LMU	C4B-C5B-C6B-O6B
21	K	107	LMU	C4'-C5'-C6'-O6'
20	A	819	CLA	C5-C6-C7-C8
20	A	831	CLA	C13-C15-C16-C17
20	A	851	CLA	C8-C10-C11-C12
20	B	806	CLA	C15-C16-C17-C18
20	B	815	CLA	C5-C6-C7-C8
20	B	815	CLA	C10-C11-C12-C13
20	B	828	CLA	C8-C10-C11-C12
20	B	840	CLA	C4C-C3C-CAC-CBC
21	2	313	LMU	O5B-C1B-O1B-C4'
21	1	216	LMU	O5B-C5B-C6B-O6B
20	A	812	CLA	O1A-CGA-O2A-C1
20	A	839	CLA	O1A-CGA-O2A-C1
20	H	111	CLA	O1A-CGA-O2A-C1
20	A	819	CLA	CBD-CGD-O2D-CED
20	B	827	CLA	CBD-CGD-O2D-CED
20	B	837	CLA	C5-C6-C7-C8
20	L	201	CLA	C5-C6-C7-C8
20	R	108	CLA	C8-C10-C11-C12
21	B	805	LMU	O5'-C5'-C6'-O6'
20	4	305	CLA	C4C-C3C-CAC-CBC
20	A	817	CLA	C2A-CAA-CBA-CGA
20	A	822	CLA	C2A-CAA-CBA-CGA
20	A	832	CLA	C2A-CAA-CBA-CGA
20	A	849	CLA	C2A-CAA-CBA-CGA
20	B	806	CLA	C2A-CAA-CBA-CGA
20	B	814	CLA	C2A-CAA-CBA-CGA
20	B	818	CLA	C2A-CAA-CBA-CGA
20	B	823	CLA	C2A-CAA-CBA-CGA
20	B	830	CLA	C2A-CAA-CBA-CGA
20	J	103	CLA	C2A-CAA-CBA-CGA
20	R	107	CLA	C2A-CAA-CBA-CGA
20	2	307	CLA	C5-C6-C7-C8
20	A	818	CLA	C5-C6-C7-C8
20	B	803	CLA	C13-C15-C16-C17
20	B	824	CLA	C13-C15-C16-C17
20	B	841	CLA	C15-C16-C17-C18
20	L	202	CLA	C5-C6-C7-C8
20	L	203	CLA	C8-C10-C11-C12

Continued on next page...

Continued from previous page...

Mol	Chain	Res	Type	Atoms
21	A	852	LMU	O1'-C1-C2-C3
20	4	318	CLA	O1A-CGA-O2A-C1
20	F	201	CLA	O1A-CGA-O2A-C1
21	4	321	LMU	O5'-C1'-O1'-C1
21	A	853	LMU	O5'-C1'-O1'-C1
21	G	101	LMU	O5'-C1'-O1'-C1
21	A	853	LMU	C4-C5-C6-C7
21	D	201	LMU	C2-C3-C4-C5
21	K	107	LMU	C5-C6-C7-C8
21	1	218	LMU	O1'-C1-C2-C3
21	H	104	LMU	O1'-C1-C2-C3
20	1	206	CLA	C8-C10-C11-C12
20	3	315	CLA	C10-C11-C12-C13
20	3	315	CLA	C13-C15-C16-C17
20	A	827	CLA	C5-C6-C7-C8
20	A	849	CLA	C5-C6-C7-C8
20	B	820	CLA	C10-C11-C12-C13
20	B	823	CLA	C5-C6-C7-C8
23	B	843	PQN	C18-C20-C21-C22
20	2	302	CLA	C2C-C3C-CAC-CBC
21	1	216	LMU	C7-C8-C9-C10
21	H	104	LMU	C3-C4-C5-C6
20	2	302	CLA	CBD-CGD-O2D-CED
20	1	211	CLA	O1A-CGA-O2A-C1
20	3	310	CLA	O1A-CGA-O2A-C1
20	B	840	CLA	C10-C11-C12-C13
20	I	102	CLA	C5-C6-C7-C8
23	A	842	PQN	C25-C26-C27-C28
21	R	105	LMU	O1'-C1-C2-C3
20	3	311	CLA	O1D-CGD-O2D-CED
21	G	101	LMU	O5B-C1B-O1B-C4'
20	A	831	CLA	C15-C16-C17-C18
20	A	851	CLA	C15-C16-C17-C18
20	B	827	CLA	C15-C16-C17-C18
23	B	843	PQN	C20-C21-C22-C23
21	2	313	LMU	O5B-C5B-C6B-O6B
21	H	106	LMU	O5B-C5B-C6B-O6B
21	L	212	LMU	O5'-C5'-C6'-O6'
21	A	854	LMU	O1'-C1-C2-C3
21	B	804	LMU	O1'-C1-C2-C3
21	K	107	LMU	O1'-C1-C2-C3
20	B	836	CLA	O1D-CGD-O2D-CED

Continued on next page...

Continued from previous page...

Mol	Chain	Res	Type	Atoms
20	H	111	CLA	O1D-CGD-O2D-CED
20	2	312	CLA	C2C-C3C-CAC-CBC
21	2	319	LMU	O1'-C1-C2-C3
20	A	811	CLA	C10-C11-C12-C13
20	A	838	CLA	C13-C15-C16-C17
20	B	803	CLA	C10-C11-C12-C13
20	B	810	CLA	C8-C10-C11-C12
20	B	813	CLA	C5-C6-C7-C8
23	B	843	PQN	C15-C16-C17-C18
20	B	830	CLA	CBA-CGA-O2A-C1
21	4	320	LMU	C4B-C5B-C6B-O6B
20	3	311	CLA	C3-C5-C6-C7
20	A	811	CLA	C3-C5-C6-C7
21	H	105	LMU	C3'-C4'-O1B-C1B
20	B	830	CLA	C15-C16-C17-C18
20	R	108	CLA	C5-C6-C7-C8
21	4	319	LMU	C4'-C5'-C6'-O6'
20	A	807	CLA	C2A-CAA-CBA-CGA
20	A	824	CLA	C2A-CAA-CBA-CGA
20	A	837	CLA	C2A-CAA-CBA-CGA
20	A	838	CLA	C2A-CAA-CBA-CGA
20	B	831	CLA	C2A-CAA-CBA-CGA
20	B	835	CLA	C2A-CAA-CBA-CGA
20	A	825	CLA	CBA-CGA-O2A-C1
21	R	103	LMU	C7-C8-C9-C10
20	A	826	CLA	C15-C16-C17-C18
20	A	850	CLA	C13-C15-C16-C17
20	B	806	CLA	C13-C15-C16-C17
20	B	814	CLA	C5-C6-C7-C8
20	B	838	CLA	C8-C10-C11-C12
21	R	109	LMU	C5'-C4'-O1B-C1B
20	A	820	CLA	O1D-CGD-O2D-CED
20	B	841	CLA	O1D-CGD-O2D-CED
20	A	830	CLA	C13-C15-C16-C17
20	B	814	CLA	C10-C11-C12-C13
20	A	805	CLA	O1D-CGD-O2D-CED
20	A	806	CLA	C5-C6-C7-C8
20	A	851	CLA	C10-C11-C12-C13
20	H	102	CLA	C5-C6-C7-C8
20	L	203	CLA	C15-C16-C17-C18
20	B	802	CLA	O1D-CGD-O2D-CED
20	A	836	CLA	C4C-C3C-CAC-CBC

Continued on next page...

Continued from previous page...

Mol	Chain	Res	Type	Atoms
20	R	107	CLA	C8-C10-C11-C12
20	3	311	CLA	C5-C6-C7-C8
20	A	828	CLA	C13-C15-C16-C17
20	A	849	CLA	C8-C10-C11-C12
20	A	828	CLA	C11-C10-C8-C9
20	B	850	CLA	C11-C12-C13-C14
21	2	313	LMU	C9-C10-C11-C12
21	H	105	LMU	C2'-C1'-O1'-C1
21	H	106	LMU	C2'-C1'-O1'-C1
21	L	206	LMU	C2'-C1'-O1'-C1
25	B	848	LMG	C2-C1-O1-C7
20	B	830	CLA	C5-C6-C7-C8
20	3	311	CLA	C16-C17-C18-C20
20	L	202	CLA	C6-C7-C8-C10
22	F	203	BCR	C20-C21-C22-C37
20	A	811	CLA	C4C-C3C-CAC-CBC
20	J	103	CLA	C3-C5-C6-C7
21	1	218	LMU	C3-C4-C5-C6
21	R	102	LMU	C11-C10-C9-C8
20	L	201	CLA	C10-C11-C12-C13
23	A	842	PQN	C20-C21-C22-C23
22	2	318	BCR	C11-C12-C13-C35
22	A	844	BCR	C7-C8-C9-C34
22	B	844	BCR	C7-C8-C9-C34
22	F	203	BCR	C37-C22-C23-C24
22	G	104	BCR	C37-C22-C23-C24
22	I	103	BCR	C37-C22-C23-C24
22	J	102	BCR	C37-C22-C23-C24
20	A	831	CLA	C2C-C3C-CAC-CBC
21	H	105	LMU	O5'-C5'-C6'-O6'
21	K	107	LMU	O5'-C5'-C6'-O6'
22	A	844	BCR	C7-C8-C9-C10
22	A	845	BCR	C7-C8-C9-C10
22	B	844	BCR	C7-C8-C9-C10
22	G	104	BCR	C21-C22-C23-C24
22	I	101	BCR	C17-C18-C19-C20
22	I	103	BCR	C21-C22-C23-C24
22	J	102	BCR	C21-C22-C23-C24
21	L	205	LMU	C4'-C5'-C6'-O6'
21	R	106	LMU	O1'-C1-C2-C3
20	1	211	CLA	C2A-CAA-CBA-CGA
20	3	314	CLA	C2A-CAA-CBA-CGA

Continued on next page...

Continued from previous page...

Mol	Chain	Res	Type	Atoms
20	4	305	CLA	C2A-CAA-CBA-CGA
20	A	823	CLA	C2A-CAA-CBA-CGA
20	A	829	CLA	C2A-CAA-CBA-CGA
20	A	836	CLA	C2A-CAA-CBA-CGA
20	A	840	CLA	C2A-CAA-CBA-CGA
20	H	111	CLA	C2A-CAA-CBA-CGA
20	K	101	CLA	C2A-CAA-CBA-CGA
20	A	809	CLA	O2A-C1-C2-C3
20	A	825	CLA	O2A-C1-C2-C3
20	A	837	CLA	O2A-C1-C2-C3
20	R	108	CLA	O2A-C1-C2-C3
21	H	104	LMU	C5'-C4'-O1B-C1B
20	A	811	CLA	C16-C17-C18-C19
20	A	818	CLA	C11-C12-C13-C15
20	A	827	CLA	C6-C7-C8-C9
20	A	835	CLA	C16-C17-C18-C19
20	B	837	CLA	C11-C12-C13-C14
20	A	824	CLA	C3-C5-C6-C7
20	K	104	CLA	C3-C5-C6-C7
22	F	203	BCR	C20-C21-C22-C23
21	L	206	LMU	O5'-C1'-O1'-C1
21	D	201	LMU	O5B-C5B-C6B-O6B
21	R	101	LMU	O5B-C5B-C6B-O6B
21	1	218	LMU	C7-C8-C9-C10
20	B	825	CLA	O1D-CGD-O2D-CED
20	B	814	CLA	CBA-CGA-O2A-C1
20	B	840	CLA	CBA-CGA-O2A-C1
20	K	103	CLA	CBA-CGA-O2A-C1
20	A	838	CLA	C10-C11-C12-C13
20	B	809	CLA	C10-C11-C12-C13
21	3	320	LMU	O5'-C5'-C6'-O6'
20	A	815	CLA	C2C-C3C-CAC-CBC
20	2	302	CLA	C2-C1-O2A-CGA
20	2	317	CLA	C2-C1-O2A-CGA
20	B	832	CLA	C2-C1-O2A-CGA
20	3	311	CLA	C16-C17-C18-C19
20	3	315	CLA	C16-C17-C18-C19
20	3	315	CLA	C16-C17-C18-C20
20	B	840	CLA	C16-C17-C18-C19
20	I	102	CLA	C11-C12-C13-C14
20	L	203	CLA	C16-C17-C18-C19
20	L	203	CLA	C16-C17-C18-C20

Continued on next page...

Continued from previous page...

Mol	Chain	Res	Type	Atoms
23	A	842	PQN	C26-C27-C28-C30
20	B	830	CLA	O1A-CGA-O2A-C1
20	1	207	CLA	C4C-C3C-CAC-CBC
20	2	310	CLA	C2C-C3C-CAC-CBC
20	B	807	CLA	C2C-C3C-CAC-CBC
21	4	320	LMU	C6-C7-C8-C9
21	4	321	LMU	C3-C4-C5-C6
25	B	848	LMG	C32-C33-C34-C35
21	2	313	LMU	C1-C2-C3-C4
21	R	102	LMU	C1-C2-C3-C4
21	4	316	LMU	C2-C3-C4-C5
21	A	848	LMU	C7-C8-C9-C10
21	K	107	LMU	C4-C5-C6-C7
20	A	831	CLA	C5-C6-C7-C8
21	4	321	LMU	C4'-C5'-C6'-O6'
21	A	855	LMU	C6-C7-C8-C9
21	B	805	LMU	C4-C5-C6-C7
21	H	103	LMU	C4-C5-C6-C7
21	K	107	LMU	C6-C7-C8-C9
21	L	205	LMU	C6-C7-C8-C9
21	L	212	LMU	C11-C10-C9-C8
21	R	101	LMU	C2-C3-C4-C5
21	R	103	LMU	O1'-C1-C2-C3
20	A	825	CLA	O1A-CGA-O2A-C1
20	1	201	CLA	O1D-CGD-O2D-CED
20	A	823	CLA	CBA-CGA-O2A-C1
21	3	319	LMU	C2-C3-C4-C5
21	3	319	LMU	C4-C5-C6-C7
21	4	321	LMU	C5-C6-C7-C8
21	C	101	LMU	C7-C8-C9-C10
21	E	101	LMU	C11-C10-C9-C8
21	L	205	LMU	C7-C8-C9-C10
21	L	206	LMU	C6-C7-C8-C9
21	A	846	LMU	C2-C1-O1'-C1'
21	D	201	LMU	C2-C1-O1'-C1'
21	G	102	LMU	C2-C1-O1'-C1'
21	L	205	LMU	C2-C1-O1'-C1'
20	4	306	CLA	CBD-CGD-O2D-CED
21	H	104	LMU	C4B-C5B-C6B-O6B
21	2	321	LMU	C4-C5-C6-C7
21	G	101	LMU	C7-C8-C9-C10
21	G	103	LMU	C2-C3-C4-C5

Continued on next page...

Continued from previous page...

Mol	Chain	Res	Type	Atoms
21	R	104	LMU	C5-C6-C7-C8
25	B	848	LMG	C33-C34-C35-C36
20	A	812	CLA	O1D-CGD-O2D-CED
20	A	836	CLA	O1D-CGD-O2D-CED
20	3	310	CLA	C13-C15-C16-C17
21	K	106	LMU	O1'-C1-C2-C3
21	R	106	LMU	C2-C3-C4-C5
25	B	848	LMG	C17-C18-C19-C20
20	A	828	CLA	C16-C17-C18-C19
20	A	828	CLA	C16-C17-C18-C20
20	A	850	CLA	C16-C17-C18-C19
20	A	850	CLA	C16-C17-C18-C20
20	B	837	CLA	C11-C12-C13-C15
20	1	215	CLA	C2A-CAA-CBA-CGA
20	2	312	CLA	C2A-CAA-CBA-CGA
20	A	812	CLA	C2A-CAA-CBA-CGA
21	1	217	LMU	C3-C4-C5-C6
21	A	848	LMU	C5-C6-C7-C8
21	2	320	LMU	C1-C2-C3-C4
21	L	212	LMU	C1-C2-C3-C4
21	R	103	LMU	C1-C2-C3-C4
21	D	201	LMU	C11-C10-C9-C8
21	K	106	LMU	C4-C5-C6-C7
21	H	103	LMU	C6-C7-C8-C9
21	H	105	LMU	C5'-C4'-O1B-C1B
25	B	848	LMG	C10-C11-C12-C13
20	3	310	CLA	C10-C11-C12-C13
20	A	825	CLA	C8-C10-C11-C12
21	2	319	LMU	C7-C8-C9-C10
21	4	316	LMU	C7-C8-C9-C10
21	C	101	LMU	C11-C10-C9-C8
20	B	825	CLA	C3-C5-C6-C7
20	1	203	CLA	C3A-C2A-CAA-CBA
20	3	311	CLA	C3A-C2A-CAA-CBA
20	4	310	CLA	C3A-C2A-CAA-CBA
20	A	806	CLA	C3A-C2A-CAA-CBA
20	A	809	CLA	C3A-C2A-CAA-CBA
20	A	815	CLA	C3A-C2A-CAA-CBA
20	A	825	CLA	C3A-C2A-CAA-CBA
20	B	814	CLA	C3A-C2A-CAA-CBA
20	B	816	CLA	C3A-C2A-CAA-CBA
20	F	201	CLA	C3A-C2A-CAA-CBA

Continued on next page...

Continued from previous page...

Mol	Chain	Res	Type	Atoms
20	K	104	CLA	C3A-C2A-CAA-CBA
20	L	201	CLA	C3A-C2A-CAA-CBA
20	L	209	CLA	C3A-C2A-CAA-CBA
20	L	210	CLA	C3A-C2A-CAA-CBA
20	R	107	CLA	C3A-C2A-CAA-CBA
21	4	320	LMU	C3-C4-C5-C6
21	A	852	LMU	C7-C8-C9-C10
21	G	103	LMU	C5-C6-C7-C8
21	H	106	LMU	C6-C7-C8-C9
20	2	303	CLA	C5-C6-C7-C8
20	A	828	CLA	C8-C10-C11-C12
20	A	830	CLA	C15-C16-C17-C18
20	A	838	CLA	C5-C6-C7-C8
20	B	850	CLA	C10-C11-C12-C13
21	3	320	LMU	C5'-C4'-O1B-C1B
21	1	216	LMU	C4B-C5B-C6B-O6B
21	3	319	LMU	O1'-C1-C2-C3
21	A	852	LMU	C1-C2-C3-C4
21	R	109	LMU	C1-C2-C3-C4
21	2	321	LMU	C5-C6-C7-C8
21	A	847	LMU	C6-C7-C8-C9
21	A	853	LMU	O1'-C1-C2-C3
21	2	313	LMU	C11-C10-C9-C8
21	A	848	LMU	C6-C7-C8-C9
21	K	106	LMU	C3-C4-C5-C6
20	1	215	CLA	CBA-CGA-O2A-C1
21	4	321	LMU	C6-C7-C8-C9
21	H	105	LMU	C4-C5-C6-C7
20	3	315	CLA	C8-C10-C11-C12
21	4	316	LMU	C4-C5-C6-C7
21	A	846	LMU	C3-C4-C5-C6
21	A	847	LMU	C5-C6-C7-C8
21	A	854	LMU	C3-C4-C5-C6
21	G	101	LMU	C2-C3-C4-C5
21	K	107	LMU	C11-C10-C9-C8
21	L	212	LMU	C6-C7-C8-C9
25	B	848	LMG	C37-C38-C39-C40
21	1	218	LMU	C5'-C4'-O1B-C1B
21	2	322	LMU	C7-C8-C9-C10
21	B	804	LMU	C11-C10-C9-C8
21	F	202	LMU	C5-C6-C7-C8
20	B	813	CLA	O1D-CGD-O2D-CED

Continued on next page...

Continued from previous page...

Mol	Chain	Res	Type	Atoms
21	G	102	LMU	C4-C5-C6-C7
21	A	848	LMU	C11-C10-C9-C8
20	A	835	CLA	C16-C17-C18-C20
20	B	840	CLA	C16-C17-C18-C20
20	I	102	CLA	C11-C12-C13-C15
20	B	814	CLA	O1A-CGA-O2A-C1
21	2	321	LMU	O5'-C5'-C6'-O6'
22	2	318	BCR	C23-C24-C25-C26
22	2	318	BCR	C23-C24-C25-C30
22	A	843	BCR	C23-C24-C25-C26
22	A	843	BCR	C23-C24-C25-C30
22	A	844	BCR	C1-C6-C7-C8
22	A	844	BCR	C5-C6-C7-C8
22	A	844	BCR	C23-C24-C25-C26
22	A	845	BCR	C23-C24-C25-C30
22	B	847	BCR	C1-C6-C7-C8
22	B	847	BCR	C23-C24-C25-C26
22	B	847	BCR	C23-C24-C25-C30
22	F	203	BCR	C1-C6-C7-C8
22	F	203	BCR	C5-C6-C7-C8
22	F	203	BCR	C23-C24-C25-C26
22	F	203	BCR	C23-C24-C25-C30
22	I	101	BCR	C1-C6-C7-C8
22	J	102	BCR	C1-C6-C7-C8
22	J	102	BCR	C5-C6-C7-C8
20	B	827	CLA	CBA-CGA-O2A-C1
20	2	303	CLA	C3-C5-C6-C7
21	A	852	LMU	C5-C6-C7-C8
21	C	101	LMU	C6-C7-C8-C9
21	G	101	LMU	C3-C4-C5-C6
21	L	212	LMU	C3-C4-C5-C6
21	3	320	LMU	C9-C10-C11-C12
21	R	109	LMU	C9-C10-C11-C12
21	G	103	LMU	C7-C8-C9-C10
20	B	827	CLA	C2A-CAA-CBA-CGA
20	B	838	CLA	C15-C16-C17-C18
20	B	825	CLA	C5-C6-C7-C8
21	B	805	LMU	C5-C6-C7-C8
20	A	823	CLA	O1A-CGA-O2A-C1
20	B	840	CLA	O1A-CGA-O2A-C1
21	L	206	LMU	C2-C3-C4-C5
20	A	851	CLA	C4C-C3C-CAC-CBC

Continued on next page...

Continued from previous page...

Mol	Chain	Res	Type	Atoms
20	F	207	CLA	C4-C3-C5-C6
21	4	316	LMU	C11-C10-C9-C8
21	A	855	LMU	C7-C8-C9-C10
22	B	844	BCR	C18-C19-C20-C21
20	1	206	CLA	C2-C3-C5-C6
20	L	202	CLA	C6-C7-C8-C9
21	4	321	LMU	C2-C3-C4-C5
21	A	846	LMU	C5-C6-C7-C8
21	A	846	LMU	C11-C10-C9-C8
21	A	854	LMU	C7-C8-C9-C10
21	B	805	LMU	C11-C10-C9-C8
21	G	101	LMU	C11-C10-C9-C8
21	H	105	LMU	C7-C8-C9-C10
20	A	813	CLA	CBA-CGA-O2A-C1
20	B	823	CLA	CBA-CGA-O2A-C1
20	A	839	CLA	C8-C10-C11-C12
21	4	319	LMU	C6-C7-C8-C9
21	G	103	LMU	C3-C4-C5-C6
21	R	105	LMU	C2-C3-C4-C5
21	R	105	LMU	C5-C6-C7-C8
20	B	820	CLA	C8-C10-C11-C12
20	H	101	CLA	C5-C6-C7-C8
21	3	320	LMU	C7-C8-C9-C10
21	A	855	LMU	C4-C5-C6-C7
21	R	105	LMU	C7-C8-C9-C10
21	R	109	LMU	C11-C10-C9-C8
21	A	855	LMU	C2'-C1'-O1'-C1
20	B	814	CLA	C15-C16-C17-C18
21	3	319	LMU	C11-C10-C9-C8
21	K	105	LMU	C7-C8-C9-C10
21	R	105	LMU	C1-C2-C3-C4
21	H	104	LMU	C2-C3-C4-C5
21	1	218	LMU	C6-C7-C8-C9
21	2	321	LMU	C6-C7-C8-C9
21	R	109	LMU	C5-C6-C7-C8
20	1	201	CLA	C4C-C3C-CAC-CBC
21	L	205	LMU	C1-C2-C3-C4
21	R	106	LMU	C1-C2-C3-C4
22	F	203	BCR	C13-C14-C15-C16
21	A	852	LMU	O5B-C1B-O1B-C4'
20	B	829	CLA	C10-C11-C12-C13
20	I	102	CLA	C8-C10-C11-C12

Continued on next page...

Continued from previous page...

Mol	Chain	Res	Type	Atoms
20	R	108	CLA	C10-C11-C12-C13
21	C	101	LMU	O5'-C5'-C6'-O6'
21	R	104	LMU	O1'-C1-C2-C3
21	3	320	LMU	C3-C4-C5-C6
25	B	848	LMG	C35-C36-C37-C38
21	L	206	LMU	C4'-C5'-C6'-O6'
21	4	321	LMU	C1-C2-C3-C4
20	1	215	CLA	O1A-CGA-O2A-C1
20	B	803	CLA	C15-C16-C17-C18
21	R	103	LMU	C4'-C5'-C6'-O6'
21	L	206	LMU	C5-C6-C7-C8
22	2	318	BCR	C11-C12-C13-C14
22	B	846	BCR	C21-C22-C23-C24
21	1	217	LMU	C6-C7-C8-C9
21	A	852	LMU	C4-C5-C6-C7
20	2	315	CLA	C2A-CAA-CBA-CGA
20	A	827	CLA	C2A-CAA-CBA-CGA
20	A	811	CLA	C16-C17-C18-C20
20	B	813	CLA	C6-C7-C8-C9
20	B	838	CLA	C16-C17-C18-C19
21	B	804	LMU	C5-C6-C7-C8
25	B	848	LMG	C11-C12-C13-C14
20	4	301	CLA	C4-C3-C5-C6
20	K	103	CLA	O1A-CGA-O2A-C1
21	A	852	LMU	C2B-C1B-O1B-C4'
20	4	303	CLA	C8-C10-C11-C12
21	A	853	LMU	C1-C2-C3-C4
21	L	205	LMU	C4-C5-C6-C7
20	B	815	CLA	C3-C5-C6-C7
20	A	831	CLA	C10-C11-C12-C13
20	B	850	CLA	C5-C6-C7-C8
21	2	321	LMU	C3-C4-C5-C6
21	A	853	LMU	C5-C6-C7-C8
20	3	310	CLA	C2C-C3C-CAC-CBC
20	3	315	CLA	C2C-C3C-CAC-CBC
21	4	316	LMU	C1-C2-C3-C4
21	A	852	LMU	C5'-C4'-O1B-C1B
21	A	847	LMU	C3-C4-C5-C6
21	F	202	LMU	C7-C8-C9-C10
21	2	322	LMU	O5B-C5B-C6B-O6B
21	R	102	LMU	O5'-C5'-C6'-O6'
21	R	109	LMU	C2-C3-C4-C5

Continued on next page...

Continued from previous page...

Mol	Chain	Res	Type	Atoms
25	B	848	LMG	C40-C41-C42-C43
20	4	304	CLA	C5-C6-C7-C8
20	B	841	CLA	C10-C11-C12-C13
20	4	304	CLA	C6-C7-C8-C10
21	G	102	LMU	C2-C3-C4-C5
20	B	827	CLA	O1A-CGA-O2A-C1
21	G	103	LMU	O5'-C5'-C6'-O6'
21	G	101	LMU	C1-C2-C3-C4
20	A	850	CLA	C15-C16-C17-C18
20	B	840	CLA	C8-C10-C11-C12
21	2	319	LMU	C5-C6-C7-C8
21	A	847	LMU	C2-C3-C4-C5
21	2	313	LMU	O1'-C1-C2-C3
20	A	808	CLA	C3-C5-C6-C7
20	A	831	CLA	C3-C5-C6-C7
21	A	854	LMU	C4'-C5'-C6'-O6'
20	B	803	CLA	CBA-CGA-O2A-C1
21	2	320	LMU	C2-C3-C4-C5
21	A	847	LMU	C11-C10-C9-C8
20	B	850	CLA	C8-C10-C11-C12
21	B	804	LMU	O5'-C5'-C6'-O6'
20	A	818	CLA	C11-C12-C13-C14
20	B	813	CLA	C6-C7-C8-C10
20	B	829	CLA	C16-C17-C18-C20
20	2	307	CLA	C10-C11-C12-C13
20	B	809	CLA	C8-C10-C11-C12
20	B	827	CLA	C8-C10-C11-C12
21	A	855	LMU	C11-C10-C9-C8
21	L	212	LMU	C7-C8-C9-C10
20	F	207	CLA	C2-C3-C5-C6
20	2	305	CLA	C4C-C3C-CAC-CBC
20	L	209	CLA	C2C-C3C-CAC-CBC
21	L	212	LMU	C2-C3-C4-C5
25	B	848	LMG	C15-C16-C17-C18
25	B	848	LMG	C39-C40-C41-C42
20	A	808	CLA	C2A-CAA-CBA-CGA
20	B	808	CLA	C2A-CAA-CBA-CGA
20	B	834	CLA	C2A-CAA-CBA-CGA
20	B	836	CLA	C2A-CAA-CBA-CGA
20	F	201	CLA	C2A-CAA-CBA-CGA
20	4	306	CLA	O1D-CGD-O2D-CED
20	4	303	CLA	C5-C6-C7-C8

Continued on next page...

Continued from previous page...

Mol	Chain	Res	Type	Atoms
21	A	848	LMU	O5B-C5B-C6B-O6B
21	1	217	LMU	C5-C6-C7-C8
21	G	101	LMU	C6-C7-C8-C9
21	K	105	LMU	C1-C2-C3-C4
20	A	813	CLA	O1A-CGA-O2A-C1
20	B	823	CLA	O1A-CGA-O2A-C1
20	1	206	CLA	C3-C5-C6-C7
21	3	319	LMU	C5-C6-C7-C8
21	A	852	LMU	C11-C10-C9-C8
21	R	105	LMU	C5'-C4'-O1B-C1B
21	K	106	LMU	C11-C10-C9-C8
20	1	203	CLA	C1A-C2A-CAA-CBA
20	1	206	CLA	C1A-C2A-CAA-CBA
20	1	213	CLA	C1A-C2A-CAA-CBA
20	3	314	CLA	C1A-C2A-CAA-CBA
20	4	303	CLA	C1A-C2A-CAA-CBA
20	4	318	CLA	C1A-C2A-CAA-CBA
20	A	804	CLA	C1A-C2A-CAA-CBA
20	A	820	CLA	C1A-C2A-CAA-CBA
20	A	825	CLA	C1A-C2A-CAA-CBA
20	A	837	CLA	C1A-C2A-CAA-CBA
20	A	840	CLA	C1A-C2A-CAA-CBA
20	A	849	CLA	C1A-C2A-CAA-CBA
20	B	802	CLA	C1A-C2A-CAA-CBA
20	B	816	CLA	C1A-C2A-CAA-CBA
20	B	817	CLA	C1A-C2A-CAA-CBA
20	B	828	CLA	C1A-C2A-CAA-CBA
20	B	839	CLA	C1A-C2A-CAA-CBA
20	B	841	CLA	C1A-C2A-CAA-CBA
20	F	201	CLA	C1A-C2A-CAA-CBA
20	J	103	CLA	C1A-C2A-CAA-CBA
20	A	827	CLA	CBD-CGD-O2D-CED
20	A	849	CLA	C13-C15-C16-C17
20	A	851	CLA	C13-C15-C16-C17
20	B	829	CLA	C5-C6-C7-C8
21	H	103	LMU	C2-C3-C4-C5
21	G	102	LMU	C5-C6-C7-C8
21	R	101	LMU	C11-C10-C9-C8
20	B	820	CLA	C5-C6-C7-C8
21	H	103	LMU	O5'-C5'-C6'-O6'
20	A	812	CLA	C5-C6-C7-C8
21	A	853	LMU	C6-C7-C8-C9

Continued on next page...

Continued from previous page...

Mol	Chain	Res	Type	Atoms
21	2	321	LMU	O1'-C1-C2-C3
20	R	108	CLA	C3-C5-C6-C7
20	2	303	CLA	C11-C10-C8-C7
20	3	311	CLA	C11-C10-C8-C7
20	A	825	CLA	C6-C7-C8-C10
20	B	806	CLA	C12-C13-C15-C16
20	B	808	CLA	C6-C7-C8-C10
20	B	809	CLA	C12-C13-C15-C16
20	B	815	CLA	C6-C7-C8-C10
20	B	820	CLA	C11-C12-C13-C15
20	B	826	CLA	C11-C10-C8-C7
20	B	830	CLA	C6-C7-C8-C10
20	B	837	CLA	C6-C7-C8-C10
20	B	840	CLA	C11-C10-C8-C7
20	R	108	CLA	C6-C7-C8-C10
20	R	108	CLA	C11-C10-C8-C7
20	R	108	CLA	C11-C12-C13-C15
21	1	218	LMU	C11-C10-C9-C8
21	4	319	LMU	C4-C5-C6-C7
21	L	205	LMU	C11-C10-C9-C8
20	B	815	CLA	C11-C12-C13-C15
20	B	809	CLA	C13-C15-C16-C17
21	H	104	LMU	C3'-C4'-O1B-C1B
20	A	825	CLA	C4-C3-C5-C6
20	B	808	CLA	C4-C3-C5-C6
21	A	852	LMU	C4B-C5B-C6B-O6B
20	B	808	CLA	C2-C3-C5-C6
20	B	815	CLA	C2-C3-C5-C6
21	2	320	LMU	C5-C6-C7-C8
20	2	312	CLA	C8-C10-C11-C12
20	4	301	CLA	C2A-CAA-CBA-CGA
20	B	829	CLA	C2A-CAA-CBA-CGA
20	2	312	CLA	C6-C7-C8-C9
20	2	312	CLA	C11-C10-C8-C9
20	4	303	CLA	C11-C12-C13-C14
20	A	818	CLA	C6-C7-C8-C9
20	A	823	CLA	C11-C10-C8-C9
20	A	825	CLA	C6-C7-C8-C9
20	A	851	CLA	C14-C13-C15-C16
20	B	815	CLA	C6-C7-C8-C9
20	B	820	CLA	C11-C10-C8-C9
20	B	829	CLA	C11-C12-C13-C14

Continued on next page...

Continued from previous page...

Mol	Chain	Res	Type	Atoms
20	B	837	CLA	C6-C7-C8-C9
20	J	103	CLA	C11-C10-C8-C9
21	2	320	LMU	C4-C5-C6-C7
21	H	104	LMU	C6-C7-C8-C9
22	B	801	BCR	C19-C20-C21-C22
21	A	854	LMU	C1-C2-C3-C4
21	B	804	LMU	C7-C8-C9-C10
20	4	305	CLA	CBA-CGA-O2A-C1
20	A	811	CLA	CBA-CGA-O2A-C1
21	B	805	LMU	C5'-C4'-O1B-C1B
21	H	105	LMU	C9-C10-C11-C12
21	3	320	LMU	C2'-C1'-O1'-C1
21	K	107	LMU	C2'-C1'-O1'-C1
21	1	217	LMU	O5'-C5'-C6'-O6'
21	2	319	LMU	C4'-C5'-C6'-O6'
21	K	105	LMU	O5B-C5B-C6B-O6B
20	L	204	CLA	CBA-CGA-O2A-C1
21	E	101	LMU	O5B-C5B-C6B-O6B
20	2	307	CLA	C16-C17-C18-C20
20	A	827	CLA	C6-C7-C8-C10
20	A	830	CLA	C16-C17-C18-C19
23	B	843	PQN	C26-C27-C28-C30
21	B	804	LMU	C3-C4-C5-C6
21	K	105	LMU	C11-C10-C9-C8
21	R	103	LMU	C4-C5-C6-C7
20	A	809	CLA	C2C-C3C-CAC-CBC
21	4	319	LMU	C3'-C4'-O1B-C1B
20	K	103	CLA	O1D-CGD-O2D-CED
20	B	803	CLA	O1A-CGA-O2A-C1
21	2	322	LMU	C2-C3-C4-C5
21	4	321	LMU	C11-C10-C9-C8
21	H	103	LMU	C7-C8-C9-C10
21	4	319	LMU	O1'-C1-C2-C3
20	A	825	CLA	C2-C3-C5-C6
20	B	828	CLA	C10-C11-C12-C13
22	I	103	BCR	C7-C8-C9-C34
21	A	848	LMU	C3-C4-C5-C6
20	4	305	CLA	O1A-CGA-O2A-C1
20	A	816	CLA	C2A-CAA-CBA-CGA
20	B	826	CLA	C2A-CAA-CBA-CGA
21	3	320	LMU	O5B-C5B-C6B-O6B
21	B	805	LMU	O5B-C5B-C6B-O6B

Continued on next page...

Continued from previous page...

Mol	Chain	Res	Type	Atoms
20	2	317	CLA	C8-C10-C11-C12
20	2	302	CLA	CBA-CGA-O2A-C1
20	A	822	CLA	CBA-CGA-O2A-C1
20	J	101	CLA	CBA-CGA-O2A-C1
20	A	818	CLA	O2A-C1-C2-C3
20	A	851	CLA	O2A-C1-C2-C3
20	B	833	CLA	O2A-C1-C2-C3
20	F	201	CLA	O2A-C1-C2-C3
21	2	320	LMU	C7-C8-C9-C10
21	L	205	LMU	C5-C6-C7-C8
22	A	844	BCR	C19-C20-C21-C22
20	H	102	CLA	C6-C7-C8-C9
21	K	105	LMU	C9-C10-C11-C12
21	A	847	LMU	O1'-C1-C2-C3
21	H	104	LMU	C11-C10-C9-C8
21	4	321	LMU	O5'-C5'-C6'-O6'
20	B	840	CLA	C5-C6-C7-C8
20	4	306	CLA	CBA-CGA-O2A-C1
20	B	841	CLA	CBA-CGA-O2A-C1
20	2	303	CLA	C10-C11-C12-C13
21	H	104	LMU	C9-C10-C11-C12
21	4	316	LMU	C4B-C5B-C6B-O6B
20	A	830	CLA	C2-C3-C5-C6
20	B	810	CLA	C2-C3-C5-C6
21	4	319	LMU	C11-C10-C9-C8
21	R	101	LMU	C9-C10-C11-C12
25	B	848	LMG	O6-C5-C6-O5
21	K	106	LMU	C6-C7-C8-C9
21	L	206	LMU	C11-C10-C9-C8
21	2	319	LMU	C2-C3-C4-C5
21	2	322	LMU	C6-C7-C8-C9
21	H	103	LMU	C3-C4-C5-C6
20	B	825	CLA	C6-C7-C8-C9
21	A	846	LMU	C9-C10-C11-C12
21	A	847	LMU	C9-C10-C11-C12
21	A	855	LMU	C5-C6-C7-C8
21	2	319	LMU	C9-C10-C11-C12
21	R	104	LMU	C9-C10-C11-C12
20	B	832	CLA	C10-C11-C12-C13
21	D	201	LMU	C3-C4-C5-C6
20	B	830	CLA	C13-C15-C16-C17
21	C	101	LMU	C5-C6-C7-C8

Continued on next page...

Continued from previous page...

Mol	Chain	Res	Type	Atoms
20	L	210	CLA	C2A-CAA-CBA-CGA
20	H	101	CLA	C3-C5-C6-C7
21	A	854	LMU	C4-C5-C6-C7
21	H	106	LMU	C11-C10-C9-C8
20	A	816	CLA	C6-C7-C8-C9
21	H	106	LMU	C9-C10-C11-C12
21	G	102	LMU	C5'-C4'-O1B-C1B
21	B	804	LMU	C4-C5-C6-C7
21	B	805	LMU	C1-C2-C3-C4
21	G	101	LMU	C4-C5-C6-C7
20	1	203	CLA	CBA-CGA-O2A-C1
20	A	830	CLA	CBA-CGA-O2A-C1
21	B	849	LMU	O5B-C5B-C6B-O6B
21	R	105	LMU	C3'-C4'-O1B-C1B
20	A	829	CLA	CBD-CGD-O2D-CED
21	F	202	LMU	C11-C10-C9-C8
20	2	302	CLA	C4C-C3C-CAC-CBC
20	A	819	CLA	C10-C11-C12-C13
21	E	101	LMU	C9-C10-C11-C12
20	B	814	CLA	C13-C15-C16-C17
20	R	108	CLA	C13-C15-C16-C17
22	2	318	BCR	C19-C20-C21-C22
22	F	204	BCR	C19-C20-C21-C22
20	1	206	CLA	C14-C13-C15-C16
20	J	103	CLA	C14-C13-C15-C16
20	2	307	CLA	C16-C17-C18-C19
20	A	812	CLA	C4-C3-C5-C6
20	A	830	CLA	C4-C3-C5-C6
20	B	810	CLA	C4-C3-C5-C6
20	B	850	CLA	C4-C3-C5-C6
20	J	103	CLA	C4-C3-C5-C6
21	1	218	LMU	C1-C2-C3-C4
21	E	101	LMU	C4-C5-C6-C7
21	G	103	LMU	C3'-C4'-O1B-C1B
21	1	216	LMU	C5-C6-C7-C8
21	2	313	LMU	C2-C1-O1'-C1'
21	2	319	LMU	C2-C1-O1'-C1'
21	A	852	LMU	C2-C1-O1'-C1'
21	C	101	LMU	C2-C1-O1'-C1'
21	K	107	LMU	C2-C1-O1'-C1'
21	R	103	LMU	C2-C1-O1'-C1'
20	B	810	CLA	C3-C5-C6-C7

Continued on next page...

Continued from previous page...

Mol	Chain	Res	Type	Atoms
21	G	103	LMU	C1-C2-C3-C4
20	3	311	CLA	C11-C10-C8-C9
20	3	315	CLA	C11-C10-C8-C9
20	A	826	CLA	C6-C7-C8-C9
20	B	809	CLA	C6-C7-C8-C9
20	B	809	CLA	C14-C13-C15-C16
20	B	820	CLA	C11-C12-C13-C14
20	B	829	CLA	C6-C7-C8-C9
20	B	830	CLA	C6-C7-C8-C9
20	B	840	CLA	C11-C10-C8-C9
20	J	103	CLA	C6-C7-C8-C9
20	A	811	CLA	C8-C10-C11-C12
20	B	807	CLA	C4C-C3C-CAC-CBC
20	B	828	CLA	C5-C6-C7-C8
20	B	815	CLA	C11-C12-C13-C14
20	2	310	CLA	C4C-C3C-CAC-CBC
21	2	320	LMU	C2'-C1'-O1'-C1
21	R	104	LMU	C2'-C1'-O1'-C1
20	2	307	CLA	C6-C7-C8-C10
20	2	312	CLA	C6-C7-C8-C10
20	2	312	CLA	C11-C10-C8-C7
20	3	310	CLA	C11-C10-C8-C7
20	4	303	CLA	C11-C12-C13-C15
20	A	826	CLA	C6-C7-C8-C10
20	A	831	CLA	C6-C7-C8-C10
20	A	851	CLA	C11-C10-C8-C7
20	A	851	CLA	C11-C12-C13-C15
20	A	851	CLA	C12-C13-C15-C16
20	B	808	CLA	C11-C12-C13-C15
20	B	809	CLA	C6-C7-C8-C10
20	B	810	CLA	C11-C10-C8-C7
20	B	820	CLA	C11-C10-C8-C7
20	B	824	CLA	C6-C7-C8-C10
20	B	827	CLA	C11-C12-C13-C15
20	B	829	CLA	C6-C7-C8-C10
20	B	829	CLA	C11-C12-C13-C15
20	B	830	CLA	C12-C13-C15-C16
20	B	841	CLA	C11-C12-C13-C15
20	J	103	CLA	C6-C7-C8-C10
20	J	103	CLA	C11-C10-C8-C7
20	J	103	CLA	C11-C12-C13-C15
20	A	819	CLA	C8-C10-C11-C12

Continued on next page...

Continued from previous page...

Mol	Chain	Res	Type	Atoms
20	A	830	CLA	C16-C17-C18-C20
21	1	217	LMU	C7-C8-C9-C10
20	2	307	CLA	C3A-C2A-CAA-CBA
20	A	820	CLA	C3A-C2A-CAA-CBA
20	A	837	CLA	C3A-C2A-CAA-CBA
20	B	813	CLA	C4-C3-C5-C6
20	B	815	CLA	C4-C3-C5-C6
20	B	830	CLA	C4-C3-C5-C6
20	F	207	CLA	C3A-C2A-CAA-CBA
20	H	111	CLA	C3A-C2A-CAA-CBA
20	B	812	CLA	C5-C6-C7-C8
20	A	835	CLA	C2-C3-C5-C6
21	2	322	LMU	O5'-C1'-O1'-C1
20	L	204	CLA	O1A-CGA-O2A-C1
22	A	843	BCR	C19-C20-C21-C22
22	B	844	BCR	C19-C20-C21-C22
22	G	104	BCR	C15-C16-C17-C18
22	I	101	BCR	C15-C16-C17-C18
21	G	102	LMU	C3'-C4'-O1B-C1B
21	A	855	LMU	C1-C2-C3-C4
20	2	302	CLA	O1A-CGA-O2A-C1
20	A	822	CLA	O1A-CGA-O2A-C1
20	J	101	CLA	O1A-CGA-O2A-C1
21	G	101	LMU	C9-C10-C11-C12
21	H	105	LMU	C4B-C5B-C6B-O6B
21	1	216	LMU	C4-C5-C6-C7
21	2	319	LMU	C3-C4-C5-C6
20	2	312	CLA	C4C-C3C-CAC-CBC
20	A	820	CLA	CBA-CGA-O2A-C1
20	H	111	CLA	C8-C10-C11-C12
25	B	848	LMG	O1-C7-C8-C9
21	A	855	LMU	C2-C3-C4-C5
21	C	101	LMU	C9-C10-C11-C12
21	3	319	LMU	C7-C8-C9-C10
21	A	846	LMU	C6-C7-C8-C9
20	B	815	CLA	C8-C10-C11-C12
20	B	827	CLA	C13-C15-C16-C17
20	A	835	CLA	C4-C3-C5-C6
20	A	815	CLA	C4C-C3C-CAC-CBC
20	A	812	CLA	C2-C3-C5-C6
20	B	830	CLA	C2-C3-C5-C6
20	B	850	CLA	C2-C3-C5-C6

Continued on next page...

Continued from previous page...

Mol	Chain	Res	Type	Atoms
20	J	103	CLA	C2-C3-C5-C6
20	A	819	CLA	O1D-CGD-O2D-CED
20	A	805	CLA	C5-C6-C7-C8
20	A	838	CLA	C16-C17-C18-C20
21	D	201	LMU	C6-C7-C8-C9
25	B	848	LMG	C13-C14-C15-C16
21	A	846	LMU	O1'-C1-C2-C3
22	2	318	BCR	C5-C6-C7-C8
22	A	844	BCR	C23-C24-C25-C30
22	G	104	BCR	C23-C24-C25-C30
22	L	211	BCR	C1-C6-C7-C8
20	B	830	CLA	C8-C10-C11-C12
21	F	202	LMU	C2-C3-C4-C5
21	2	319	LMU	O5B-C5B-C6B-O6B
20	L	202	CLA	C3-C5-C6-C7
21	L	205	LMU	C2-C3-C4-C5
21	G	103	LMU	C5'-C4'-O1B-C1B
21	E	101	LMU	O1'-C1-C2-C3
21	R	102	LMU	C9-C10-C11-C12
21	L	206	LMU	C7-C8-C9-C10
21	2	321	LMU	C1-C2-C3-C4
23	A	842	PQN	C26-C27-C28-C29
23	B	843	PQN	C26-C27-C28-C29
20	B	809	CLA	C5-C6-C7-C8
21	A	854	LMU	C2-C3-C4-C5
20	3	311	CLA	C10-C11-C12-C13
20	2	312	CLA	C12-C13-C15-C16
20	B	813	CLA	C2-C3-C5-C6
21	G	103	LMU	C6-C7-C8-C9
20	B	810	CLA	C11-C12-C13-C15
20	A	824	CLA	C10-C11-C12-C13
20	4	315	CLA	C2C-C3C-CAC-CBC
20	3	315	CLA	C14-C13-C15-C16
20	A	838	CLA	C6-C7-C8-C9
20	B	841	CLA	C11-C12-C13-C14
20	J	103	CLA	C11-C12-C13-C14
21	2	322	LMU	C9-C10-C11-C12
21	1	216	LMU	O5'-C1'-O1'-C1
20	F	207	CLA	C5-C6-C7-C8
21	G	102	LMU	C9-C10-C11-C12
20	4	304	CLA	C6-C7-C8-C9
20	B	827	CLA	O1D-CGD-O2D-CED

Continued on next page...

Continued from previous page...

Mol	Chain	Res	Type	Atoms
21	C	101	LMU	C3'-C4'-O1B-C1B
21	C	101	LMU	C5'-C4'-O1B-C1B
20	B	835	CLA	C2C-C3C-CAC-CBC
21	K	105	LMU	C6-C7-C8-C9
20	B	826	CLA	C5-C6-C7-C8
21	L	206	LMU	C1-C2-C3-C4
22	A	843	BCR	C13-C14-C15-C16
22	F	203	BCR	C15-C16-C17-C18
20	4	310	CLA	CAA-CBA-CGA-O2A
20	A	808	CLA	C11-C12-C13-C15
20	B	838	CLA	C16-C17-C18-C20
20	A	811	CLA	C13-C15-C16-C17
20	A	838	CLA	C15-C16-C17-C18
20	A	823	CLA	C8-C10-C11-C12
20	A	811	CLA	O1A-CGA-O2A-C1
20	A	831	CLA	CBA-CGA-O2A-C1
20	B	832	CLA	CBA-CGA-O2A-C1
20	B	832	CLA	C8-C10-C11-C12
20	A	804	CLA	C6-C7-C8-C10
20	3	310	CLA	C6-C7-C8-C10
20	A	835	CLA	C12-C13-C15-C16
20	A	850	CLA	C6-C7-C8-C10
20	B	841	CLA	C12-C13-C15-C16
20	H	111	CLA	C6-C7-C8-C10
20	I	102	CLA	C11-C10-C8-C7
23	A	842	PQN	C22-C23-C25-C26
20	H	111	CLA	C2C-C3C-CAC-CBC
20	A	823	CLA	C3-C5-C6-C7
22	I	103	BCR	C7-C8-C9-C10
20	1	203	CLA	O1A-CGA-O2A-C1
20	4	306	CLA	O1A-CGA-O2A-C1
20	B	832	CLA	C11-C12-C13-C14
20	A	850	CLA	C5-C6-C7-C8
20	B	807	CLA	C2A-CAA-CBA-CGA
20	B	829	CLA	C16-C17-C18-C19
21	A	852	LMU	C6-C7-C8-C9
21	1	218	LMU	C9-C10-C11-C12
20	A	820	CLA	O1A-CGA-O2A-C1
20	A	830	CLA	O1A-CGA-O2A-C1
20	B	841	CLA	O1A-CGA-O2A-C1
20	4	301	CLA	C2-C3-C5-C6
21	2	313	LMU	C4B-C5B-C6B-O6B

Continued on next page...

Continued from previous page...

Mol	Chain	Res	Type	Atoms
20	B	828	CLA	C3-C5-C6-C7
25	B	848	LMG	C9-C8-O7-C10
21	3	320	LMU	C2-C3-C4-C5
21	G	102	LMU	C1-C2-C3-C4
23	B	843	PQN	C23-C25-C26-C27
20	4	303	CLA	C16-C17-C18-C20
20	H	111	CLA	C10-C11-C12-C13
21	A	854	LMU	C5-C6-C7-C8
20	B	850	CLA	C3-C5-C6-C7
20	B	808	CLA	C8-C10-C11-C12
20	B	802	CLA	C5-C6-C7-C8
20	3	315	CLA	CBD-CGD-O2D-CED
20	4	301	CLA	C6-C7-C8-C10
21	K	105	LMU	C2-C3-C4-C5
20	B	832	CLA	O1A-CGA-O2A-C1
20	4	317	CLA	C4-C3-C5-C6
20	2	307	CLA	C2A-CAA-CBA-CGA
21	2	321	LMU	C9-C10-C11-C12
20	B	816	CLA	C10-C11-C12-C13
21	2	313	LMU	C5-C6-C7-C8
20	3	310	CLA	C11-C10-C8-C9
20	B	827	CLA	C6-C7-C8-C9
20	A	831	CLA	C4C-C3C-CAC-CBC
20	A	849	CLA	C16-C17-C18-C19
21	H	103	LMU	C5-C6-C7-C8
21	G	103	LMU	C4-C5-C6-C7
20	A	831	CLA	O1A-CGA-O2A-C1
20	1	215	CLA	C2-C1-O2A-CGA
20	3	310	CLA	C2-C1-O2A-CGA
20	H	102	CLA	C6-C7-C8-C10
20	A	823	CLA	C5-C6-C7-C8
21	E	101	LMU	C7-C8-C9-C10
21	R	101	LMU	O1'-C1-C2-C3
21	R	106	LMU	C3'-C4'-O1B-C1B
20	2	317	CLA	C16-C17-C18-C20
20	A	808	CLA	C11-C12-C13-C14
20	B	806	CLA	C16-C17-C18-C19
21	H	105	LMU	O5B-C5B-C6B-O6B
21	G	102	LMU	O1'-C1-C2-C3
21	G	101	LMU	C2-C1-O1'-C1'
21	G	103	LMU	C2-C1-O1'-C1'
20	F	207	CLA	C3-C5-C6-C7

Continued on next page...

Continued from previous page...

Mol	Chain	Res	Type	Atoms
20	3	311	CLA	C1A-C2A-CAA-CBA
20	4	306	CLA	C1A-C2A-CAA-CBA
20	A	849	CLA	C4-C3-C5-C6
21	C	101	LMU	O1'-C1-C2-C3
21	2	321	LMU	C5'-C4'-O1B-C1B
20	A	823	CLA	C10-C11-C12-C13
20	B	802	CLA	C2A-CAA-CBA-CGA
21	2	320	LMU	O5B-C1B-O1B-C4'
21	2	321	LMU	C7-C8-C9-C10
21	4	316	LMU	C3-C4-C5-C6
21	K	105	LMU	C3'-C4'-O1B-C1B
20	1	211	CLA	C2-C3-C5-C6
20	B	829	CLA	C3-C5-C6-C7
21	K	106	LMU	C1-C2-C3-C4
20	2	307	CLA	C11-C10-C8-C7
20	A	808	CLA	C11-C10-C8-C7
20	A	824	CLA	C11-C10-C8-C7
20	A	828	CLA	C6-C7-C8-C10
20	A	830	CLA	C11-C10-C8-C7
20	B	803	CLA	C12-C13-C15-C16
20	B	806	CLA	C11-C10-C8-C7
20	B	808	CLA	C11-C10-C8-C7
20	B	814	CLA	C11-C10-C8-C7
20	B	816	CLA	C11-C10-C8-C7
20	B	824	CLA	C12-C13-C15-C16
20	B	826	CLA	C6-C7-C8-C10
20	B	830	CLA	C11-C12-C13-C15
20	K	104	CLA	C6-C7-C8-C10
23	A	842	PQN	C21-C22-C23-C25
20	2	317	CLA	C16-C17-C18-C19
20	A	838	CLA	C16-C17-C18-C19
20	B	806	CLA	C16-C17-C18-C20
20	B	810	CLA	C11-C12-C13-C14
20	A	851	CLA	CBD-CGD-O2D-CED
21	R	109	LMU	O1'-C1-C2-C3
20	4	315	CLA	C3A-C2A-CAA-CBA
21	G	103	LMU	C11-C10-C9-C8
20	2	317	CLA	C11-C12-C13-C14
20	A	835	CLA	C14-C13-C15-C16
20	A	849	CLA	C14-C13-C15-C16
20	B	815	CLA	C11-C10-C8-C9
20	R	108	CLA	C14-C13-C15-C16

Continued on next page...

Continued from previous page...

Mol	Chain	Res	Type	Atoms
20	J	101	CLA	CAA-CBA-CGA-O2A
21	H	103	LMU	C11-C10-C9-C8
21	R	102	LMU	C4-C5-C6-C7
21	A	854	LMU	O5B-C1B-O1B-C4'
20	A	804	CLA	C2C-C3C-CAC-CBC
21	4	319	LMU	O5'-C5'-C6'-O6'
20	B	816	CLA	C11-C12-C13-C14
21	K	106	LMU	C9-C10-C11-C12
21	2	321	LMU	C11-C10-C9-C8
21	H	105	LMU	C2-C3-C4-C5
20	A	826	CLA	C13-C15-C16-C17
20	4	301	CLA	CAD-CBD-CGD-O2D
20	A	826	CLA	CAD-CBD-CGD-O2D
20	A	832	CLA	CAD-CBD-CGD-O2D
20	A	850	CLA	CAD-CBD-CGD-O2D
20	B	836	CLA	CAD-CBD-CGD-O2D
20	B	837	CLA	CAD-CBD-CGD-O2D
20	B	839	CLA	CAD-CBD-CGD-O2D
20	B	838	CLA	C3-C5-C6-C7
20	H	101	CLA	C2A-CAA-CBA-CGA
20	L	202	CLA	C2A-CAA-CBA-CGA
20	A	850	CLA	C8-C10-C11-C12
21	R	102	LMU	C7-C8-C9-C10
20	3	307	CLA	CAD-CBD-CGD-O1D
20	3	315	CLA	CAD-CBD-CGD-O1D
20	4	301	CLA	CAD-CBD-CGD-O1D
20	4	310	CLA	CHA-CBD-CGD-O1D
20	4	310	CLA	CHA-CBD-CGD-O2D
20	A	826	CLA	CAD-CBD-CGD-O1D
20	A	832	CLA	CAD-CBD-CGD-O1D
20	A	850	CLA	CAD-CBD-CGD-O1D
20	B	802	CLA	CAD-CBD-CGD-O1D
20	B	818	CLA	CHA-CBD-CGD-O1D
20	B	820	CLA	CHA-CBD-CGD-O1D
20	B	820	CLA	CHA-CBD-CGD-O2D
20	B	834	CLA	CAD-CBD-CGD-O1D
20	B	836	CLA	CAD-CBD-CGD-O1D
20	B	837	CLA	CAD-CBD-CGD-O1D
20	B	839	CLA	CAD-CBD-CGD-O1D
20	F	206	CLA	CAD-CBD-CGD-O1D
20	H	101	CLA	CAD-CBD-CGD-O1D
20	R	108	CLA	CAD-CBD-CGD-O1D

Continued on next page...

Continued from previous page...

Mol	Chain	Res	Type	Atoms
22	2	318	BCR	C15-C16-C17-C18
22	A	844	BCR	C13-C14-C15-C16
22	B	844	BCR	C15-C16-C17-C18
22	I	101	BCR	C23-C24-C25-C30
20	A	804	CLA	C3-C5-C6-C7
20	A	811	CLA	C4-C3-C5-C6
20	4	317	CLA	C2-C3-C5-C6
20	A	835	CLA	C8-C10-C11-C12
20	B	803	CLA	C16-C17-C18-C20
20	3	310	CLA	C4C-C3C-CAC-CBC
21	A	854	LMU	C2B-C1B-O1B-C4'
20	3	310	CLA	C8-C10-C11-C12
20	A	824	CLA	C8-C10-C11-C12
20	A	840	CLA	C3-C5-C6-C7
20	B	824	CLA	C5-C6-C7-C8
22	G	104	BCR	C13-C14-C15-C16
20	A	849	CLA	C16-C17-C18-C20
20	2	317	CLA	C14-C13-C15-C16
20	3	310	CLA	C6-C7-C8-C9
20	A	831	CLA	C11-C10-C8-C9
20	A	851	CLA	C11-C12-C13-C14
20	B	814	CLA	C11-C10-C8-C9
20	B	828	CLA	C11-C10-C8-C9
20	B	841	CLA	C14-C13-C15-C16
20	L	203	CLA	C11-C12-C13-C14
23	A	842	PQN	C24-C23-C25-C26
23	B	843	PQN	C21-C22-C23-C24
20	2	312	CLA	C14-C13-C15-C16
20	2	317	CLA	C11-C12-C13-C15
20	B	809	CLA	C11-C10-C8-C7
20	B	837	CLA	C11-C10-C8-C7
20	A	840	CLA	C2C-C3C-CAC-CBC
20	B	806	CLA	C5-C6-C7-C8
20	B	809	CLA	C15-C16-C17-C18
20	B	813	CLA	C3-C5-C6-C7
20	A	801	CLA	CAA-CBA-CGA-O2A
20	L	209	CLA	C4C-C3C-CAC-CBC
20	L	203	CLA	C4-C3-C5-C6
21	R	106	LMU	C5'-C4'-O1B-C1B
20	A	819	CLA	CBA-CGA-O2A-C1
21	4	320	LMU	C4-C5-C6-C7
25	B	848	LMG	C38-C39-C40-C41

Continued on next page...

Continued from previous page...

Mol	Chain	Res	Type	Atoms
20	B	817	CLA	CAA-CBA-CGA-O2A
20	1	213	CLA	CBA-CGA-O2A-C1
22	B	801	BCR	C9-C10-C11-C12
21	L	205	LMU	C3'-C4'-O1B-C1B
21	4	320	LMU	C9-C10-C11-C12
20	A	819	CLA	O1A-CGA-O2A-C1
21	R	102	LMU	C3'-C4'-O1B-C1B
20	4	303	CLA	C2-C1-O2A-CGA
20	A	816	CLA	C2-C1-O2A-CGA
20	2	317	CLA	C4-C3-C5-C6
20	L	202	CLA	C2C-C3C-CAC-CBC
21	C	101	LMU	C4B-C5B-C6B-O6B
20	4	305	CLA	CAA-CBA-CGA-O2A
21	B	805	LMU	C4'-C5'-C6'-O6'
20	B	832	CLA	C3-C5-C6-C7
20	A	809	CLA	C4C-C3C-CAC-CBC
20	1	204	CLA	C2A-CAA-CBA-CGA
20	A	818	CLA	C2A-CAA-CBA-CGA
20	L	208	CLA	C2A-CAA-CBA-CGA
20	L	209	CLA	C2A-CAA-CBA-CGA
22	B	846	BCR	C19-C20-C21-C22
22	J	102	BCR	C15-C16-C17-C18
22	L	211	BCR	C15-C16-C17-C18
20	B	814	CLA	C4-C3-C5-C6
21	2	321	LMU	C2-C1-O1'-C1'
21	3	319	LMU	C2-C1-O1'-C1'
21	A	853	LMU	C2-C1-O1'-C1'
21	F	202	LMU	C2-C1-O1'-C1'
21	H	103	LMU	C2-C1-O1'-C1'
20	A	808	CLA	C11-C10-C8-C9
20	A	824	CLA	C11-C10-C8-C9
20	A	830	CLA	C11-C10-C8-C9
20	B	830	CLA	C14-C13-C15-C16
20	L	203	CLA	C11-C10-C8-C9
20	4	317	CLA	C2C-C3C-CAC-CBC
20	A	827	CLA	O1D-CGD-O2D-CED
21	A	847	LMU	C7-C8-C9-C10
20	A	825	CLA	C10-C11-C12-C13
20	A	812	CLA	C6-C7-C8-C9
20	A	824	CLA	C11-C12-C13-C14
20	L	203	CLA	C2-C3-C5-C6
21	F	202	LMU	C3'-C4'-O1B-C1B

Continued on next page...

Continued from previous page...

Mol	Chain	Res	Type	Atoms
20	A	811	CLA	C12-C13-C15-C16
20	A	825	CLA	C11-C12-C13-C15
20	A	835	CLA	C11-C10-C8-C7
20	A	849	CLA	C11-C10-C8-C7
20	L	203	CLA	C11-C12-C13-C15
20	3	311	CLA	C8-C10-C11-C12
20	A	810	CLA	CAA-CBA-CGA-O2A
20	2	307	CLA	C13-C15-C16-C17
20	B	850	CLA	CAA-CBA-CGA-O2A
20	1	213	CLA	O1A-CGA-O2A-C1
21	B	804	LMU	C2-C3-C4-C5
20	4	306	CLA	C3A-C2A-CAA-CBA
20	A	812	CLA	C3A-C2A-CAA-CBA
20	A	834	CLA	C3A-C2A-CAA-CBA
20	B	806	CLA	C3A-C2A-CAA-CBA
20	B	808	CLA	C3A-C2A-CAA-CBA
20	K	103	CLA	C3A-C2A-CAA-CBA
21	1	218	LMU	C2-C3-C4-C5
20	A	811	CLA	C2-C3-C5-C6
22	A	845	BCR	C35-C13-C14-C15
22	B	801	BCR	C11-C10-C9-C34
22	B	845	BCR	C11-C10-C9-C34
22	F	204	BCR	C16-C17-C18-C36
20	B	829	CLA	CBD-CGD-O2D-CED
20	B	812	CLA	C2C-C3C-CAC-CBC
20	F	207	CLA	C2-C1-O2A-CGA
20	A	829	CLA	O1D-CGD-O2D-CED
21	H	105	LMU	C4'-C5'-C6'-O6'
20	1	211	CLA	C4-C3-C5-C6
20	2	307	CLA	C15-C16-C17-C18
20	B	832	CLA	C4-C3-C5-C6
21	2	321	LMU	C3'-C4'-O1B-C1B
20	B	828	CLA	CAA-CBA-CGA-O2A
20	A	849	CLA	C2-C3-C5-C6
20	A	851	CLA	C16-C17-C18-C19
20	B	824	CLA	C16-C17-C18-C20
21	H	105	LMU	O5B-C1B-O1B-C4'
20	B	835	CLA	CAA-CBA-CGA-O1A
20	A	830	CLA	C8-C10-C11-C12
20	A	810	CLA	CAA-CBA-CGA-O1A
20	4	303	CLA	C14-C13-C15-C16
20	A	811	CLA	C6-C7-C8-C9

Continued on next page...

Continued from previous page...

Mol	Chain	Res	Type	Atoms
20	B	809	CLA	C11-C10-C8-C9
20	B	809	CLA	C11-C12-C13-C14
20	B	814	CLA	C14-C13-C15-C16
20	B	824	CLA	C11-C12-C13-C14
20	B	830	CLA	C11-C12-C13-C14
20	B	850	CLA	C11-C10-C8-C9
20	H	111	CLA	C11-C10-C8-C9
20	K	104	CLA	C6-C7-C8-C9
20	L	201	CLA	C11-C10-C8-C9
20	4	303	CLA	C16-C17-C18-C19
20	A	804	CLA	C6-C7-C8-C9
20	A	826	CLA	C10-C11-C12-C13
22	F	203	BCR	C9-C10-C11-C12
20	A	833	CLA	CAA-CBA-CGA-O2A
20	A	824	CLA	CBA-CGA-O2A-C1
20	B	814	CLA	C2-C3-C5-C6
20	B	832	CLA	C2-C3-C5-C6
21	B	804	LMU	C9-C10-C11-C12
20	A	824	CLA	O1A-CGA-O2A-C1
20	A	835	CLA	C13-C15-C16-C17
20	B	835	CLA	CAA-CBA-CGA-O2A
20	A	850	CLA	C2A-CAA-CBA-CGA
20	B	828	CLA	C2A-CAA-CBA-CGA
21	K	107	LMU	C9-C10-C11-C12
20	2	307	CLA	C1A-C2A-CAA-CBA
20	A	806	CLA	C1A-C2A-CAA-CBA
20	B	832	CLA	C1A-C2A-CAA-CBA
20	B	837	CLA	C1A-C2A-CAA-CBA
20	H	111	CLA	C1A-C2A-CAA-CBA
20	K	103	CLA	C1A-C2A-CAA-CBA
22	A	845	BCR	C12-C13-C14-C15
22	B	801	BCR	C11-C10-C9-C8
22	B	845	BCR	C11-C10-C9-C8
22	F	204	BCR	C16-C17-C18-C19
20	A	840	CLA	C4C-C3C-CAC-CBC
21	A	852	LMU	O5B-C5B-C6B-O6B
21	H	104	LMU	O5B-C5B-C6B-O6B
22	2	318	BCR	C1-C6-C7-C8
22	G	104	BCR	C23-C24-C25-C26
22	L	211	BCR	C5-C6-C7-C8
20	B	803	CLA	C4-C3-C5-C6
20	B	825	CLA	C4-C3-C5-C6

Continued on next page...

Continued from previous page...

Mol	Chain	Res	Type	Atoms
20	B	829	CLA	C4-C3-C5-C6
21	4	320	LMU	C2-C3-C4-C5
20	A	825	CLA	C5-C6-C7-C8
20	4	303	CLA	C6-C7-C8-C10
20	4	303	CLA	C11-C10-C8-C7
20	A	825	CLA	C11-C10-C8-C7
20	A	825	CLA	C12-C13-C15-C16
20	A	838	CLA	C6-C7-C8-C10
20	A	849	CLA	C6-C7-C8-C10
20	A	851	CLA	C6-C7-C8-C10
20	B	828	CLA	C6-C7-C8-C10
20	B	828	CLA	C11-C10-C8-C7
20	B	832	CLA	C11-C10-C8-C7
20	B	838	CLA	C11-C10-C8-C7
20	B	840	CLA	C6-C7-C8-C10
20	B	850	CLA	C11-C10-C8-C7
20	H	111	CLA	C11-C10-C8-C7
23	B	843	PQN	C21-C22-C23-C25
20	A	851	CLA	C16-C17-C18-C20
21	B	804	LMU	C3'-C4'-O1B-C1B
20	1	206	CLA	C12-C13-C15-C16
20	J	103	CLA	C12-C13-C15-C16
22	A	843	BCR	C36-C18-C19-C20
20	A	826	CLA	C4-C3-C5-C6
20	B	814	CLA	CAA-CBA-CGA-O2A
20	B	831	CLA	CAA-CBA-CGA-O2A
20	2	312	CLA	C10-C11-C12-C13
20	A	804	CLA	C2-C1-O2A-CGA
20	B	838	CLA	C2-C1-O2A-CGA
20	A	830	CLA	C10-C11-C12-C13
20	A	811	CLA	C11-C12-C13-C14
20	B	803	CLA	C6-C7-C8-C9
20	A	833	CLA	CAA-CBA-CGA-O1A
25	B	848	LMG	C31-C32-C33-C34
20	2	317	CLA	C2-C3-C5-C6
21	R	101	LMU	C4-C5-C6-C7
21	A	852	LMU	C9-C10-C11-C12
21	A	848	LMU	C2-C3-C4-C5
20	A	829	CLA	O1A-CGA-O2A-C1
20	4	310	CLA	C2A-CAA-CBA-CGA
20	I	102	CLA	C2A-CAA-CBA-CGA
21	4	320	LMU	C4'-C5'-C6'-O6'

Continued on next page...

Continued from previous page...

Mol	Chain	Res	Type	Atoms
20	B	827	CLA	C5-C6-C7-C8
20	R	108	CLA	CAA-CBA-CGA-O2A
20	L	201	CLA	C11-C12-C13-C15
21	H	105	LMU	C2B-C1B-O1B-C4'
21	B	805	LMU	C9-C10-C11-C12
20	2	307	CLA	CBD-CGD-O2D-CED
21	R	104	LMU	C2-C3-C4-C5
21	A	847	LMU	C1-C2-C3-C4
21	B	804	LMU	C1-C2-C3-C4
21	A	855	LMU	C5'-C4'-O1B-C1B
20	A	851	CLA	O1D-CGD-O2D-CED
20	R	107	CLA	C5-C6-C7-C8
20	B	826	CLA	C10-C11-C12-C13
21	B	805	LMU	C3-C4-C5-C6
20	A	827	CLA	O1A-CGA-O2A-C1
20	4	301	CLA	C6-C7-C8-C9
21	A	853	LMU	O5'-C5'-C6'-O6'
20	B	850	CLA	C6-C7-C8-C10
21	R	101	LMU	C6-C7-C8-C9
21	R	103	LMU	C6-C7-C8-C9
20	4	303	CLA	CBA-CGA-O2A-C1
20	2	307	CLA	C11-C10-C8-C9
20	2	312	CLA	C11-C12-C13-C14
20	3	310	CLA	C11-C12-C13-C14
20	A	850	CLA	C11-C12-C13-C14
20	B	816	CLA	C11-C10-C8-C9
20	B	850	CLA	C14-C13-C15-C16
21	1	218	LMU	C5-C6-C7-C8
21	A	853	LMU	C7-C8-C9-C10
20	2	315	CLA	CAA-CBA-CGA-O2A
20	A	838	CLA	C2-C1-O2A-CGA
20	B	827	CLA	C2-C1-O2A-CGA
20	R	107	CLA	C2-C1-O2A-CGA
20	2	302	CLA	O1D-CGD-O2D-CED
21	A	846	LMU	C4-C5-C6-C7
20	1	206	CLA	C3A-C2A-CAA-CBA
20	2	305	CLA	C3A-C2A-CAA-CBA
20	4	301	CLA	C3A-C2A-CAA-CBA
20	B	837	CLA	C3A-C2A-CAA-CBA
25	B	848	LMG	C12-C13-C14-C15
20	B	827	CLA	C10-C11-C12-C13
20	3	315	CLA	C4C-C3C-CAC-CBC

Continued on next page...

Continued from previous page...

Mol	Chain	Res	Type	Atoms
20	B	826	CLA	O2A-C1-C2-C3
20	L	203	CLA	O2A-C1-C2-C3
20	4	303	CLA	O1A-CGA-O2A-C1
22	F	203	BCR	C18-C19-C20-C21
21	C	101	LMU	C1-C2-C3-C4
21	R	104	LMU	O5B-C1B-O1B-C4'
21	A	847	LMU	C4-C5-C6-C7
21	A	846	LMU	C1-C2-C3-C4
20	A	829	CLA	CBA-CGA-O2A-C1
20	A	817	CLA	C4-C3-C5-C6
20	A	826	CLA	C2-C3-C5-C6
20	K	102	CLA	C2C-C3C-CAC-CBC
20	L	201	CLA	C11-C12-C13-C14
21	2	313	LMU	C3-C4-C5-C6
21	A	854	LMU	C9-C10-C11-C12
20	B	826	CLA	C6-C7-C8-C9
20	B	838	CLA	C11-C10-C8-C9
20	B	840	CLA	C14-C13-C15-C16
20	A	805	CLA	CAA-CBA-CGA-O2A
21	4	321	LMU	C7-C8-C9-C10
21	D	201	LMU	C4B-C5B-C6B-O6B
20	4	303	CLA	CAA-CBA-CGA-O2A
20	A	849	CLA	CAA-CBA-CGA-O2A
20	B	822	CLA	CAA-CBA-CGA-O2A
20	B	836	CLA	CAA-CBA-CGA-O2A
20	B	839	CLA	CAA-CBA-CGA-O2A
20	H	102	CLA	CAA-CBA-CGA-O2A
20	B	823	CLA	C6-C7-C8-C9
20	B	829	CLA	C2-C3-C5-C6
20	B	826	CLA	CBA-CGA-O2A-C1
20	A	808	CLA	C6-C7-C8-C10
20	A	818	CLA	C11-C10-C8-C7
20	A	823	CLA	C11-C10-C8-C7
20	A	850	CLA	C11-C12-C13-C15
20	B	809	CLA	C11-C12-C13-C15
20	B	814	CLA	C12-C13-C15-C16
21	4	320	LMU	C1-C2-C3-C4
22	A	845	BCR	C5-C6-C7-C8
22	B	846	BCR	C1-C6-C7-C8
22	B	846	BCR	C5-C6-C7-C8
22	B	846	BCR	C23-C24-C25-C30
22	I	103	BCR	C1-C6-C7-C8

Continued on next page...

Continued from previous page...

Mol	Chain	Res	Type	Atoms
22	I	103	BCR	C5-C6-C7-C8
20	2	303	CLA	CAA-CBA-CGA-O2A
20	B	821	CLA	CAA-CBA-CGA-O2A
20	2	307	CLA	C2-C1-O2A-CGA
20	4	310	CLA	C2-C1-O2A-CGA
20	B	806	CLA	C2-C1-O2A-CGA
20	H	101	CLA	C2-C1-O2A-CGA
20	L	203	CLA	C2-C1-O2A-CGA
20	A	827	CLA	CBA-CGA-O2A-C1
20	F	201	CLA	O1D-CGD-O2D-CED
21	A	855	LMU	O5'-C1'-O1'-C1
25	B	848	LMG	C28-C29-C30-C31
20	2	311	CLA	CAA-CBA-CGA-O2A
20	I	102	CLA	CAA-CBA-CGA-O2A
20	L	202	CLA	CAA-CBA-CGA-O2A
21	3	320	LMU	C11-C10-C9-C8
20	B	812	CLA	C4C-C3C-CAC-CBC
20	1	206	CLA	C2A-CAA-CBA-CGA
20	A	851	CLA	C2A-CAA-CBA-CGA
20	B	839	CLA	C2A-CAA-CBA-CGA
25	B	848	LMG	C41-C42-C43-C44
20	1	206	CLA	CAA-CBA-CGA-O2A
20	B	806	CLA	CAA-CBA-CGA-O2A
20	B	818	CLA	CAA-CBA-CGA-O2A
20	B	827	CLA	CAA-CBA-CGA-O2A
21	H	105	LMU	C11-C10-C9-C8
21	R	102	LMU	C2-C3-C4-C5
20	B	826	CLA	O1A-CGA-O2A-C1
20	K	104	CLA	C11-C10-C8-C7
20	K	104	CLA	C11-C10-C8-C9
20	2	312	CLA	C4-C3-C5-C6
21	G	103	LMU	O1'-C1-C2-C3
20	A	839	CLA	C6-C7-C8-C10
20	A	837	CLA	CAA-CBA-CGA-O2A
20	B	834	CLA	CAA-CBA-CGA-O1A
20	A	838	CLA	CAA-CBA-CGA-O2A
20	4	310	CLA	CAA-CBA-CGA-O1A
21	4	320	LMU	C2-C1-O1'-C1'
20	A	828	CLA	C6-C7-C8-C9
20	I	102	CLA	C11-C10-C8-C9
21	L	212	LMU	C9-C10-C11-C12
20	1	207	CLA	C1A-C2A-CAA-CBA

Continued on next page...

Continued from previous page...

Mol	Chain	Res	Type	Atoms
20	2	305	CLA	C1A-C2A-CAA-CBA
20	K	101	CLA	C1A-C2A-CAA-CBA
20	L	202	CLA	C1A-C2A-CAA-CBA
20	3	314	CLA	CAA-CBA-CGA-O2A
20	4	317	CLA	CAA-CBA-CGA-O2A
20	A	803	CLA	CAA-CBA-CGA-O2A
20	B	823	CLA	CAA-CBA-CGA-O2A
21	R	106	LMU	C3-C4-C5-C6
22	A	843	BCR	C17-C18-C19-C20
20	B	834	CLA	CAA-CBA-CGA-O2A
20	4	315	CLA	CAA-CBA-CGA-O2A
20	4	318	CLA	CAA-CBA-CGA-O2A
21	R	109	LMU	C3-C4-C5-C6
20	A	813	CLA	CAA-CBA-CGA-O2A
21	3	319	LMU	C9-C10-C11-C12
20	4	301	CLA	C2-C1-O2A-CGA
20	A	808	CLA	C2-C1-O2A-CGA
20	A	832	CLA	C2-C1-O2A-CGA
20	B	802	CLA	C2-C1-O2A-CGA
20	B	831	CLA	C2-C1-O2A-CGA
20	A	828	CLA	C11-C10-C8-C7
20	B	824	CLA	C11-C10-C8-C7
20	B	850	CLA	C11-C12-C13-C15
20	B	850	CLA	C12-C13-C15-C16
20	B	803	CLA	CAA-CBA-CGA-O2A
20	B	817	CLA	C2A-CAA-CBA-CGA
21	B	805	LMU	O5B-C1B-O1B-C4'
20	A	801	CLA	C2-C1-O2A-CGA
20	2	315	CLA	C3A-C2A-CAA-CBA
20	A	822	CLA	C3A-C2A-CAA-CBA
20	B	832	CLA	C3A-C2A-CAA-CBA
20	J	101	CLA	C3A-C2A-CAA-CBA
20	K	101	CLA	C3A-C2A-CAA-CBA
20	R	108	CLA	C3A-C2A-CAA-CBA
20	I	102	CLA	CAA-CBA-CGA-O1A
20	4	301	CLA	O1A-CGA-O2A-C1
20	A	828	CLA	C10-C11-C12-C13
20	B	838	CLA	CAA-CBA-CGA-O2A
20	L	202	CLA	CAA-CBA-CGA-O1A
20	1	206	CLA	CAA-CBA-CGA-O1A
20	2	303	CLA	CAA-CBA-CGA-O1A
20	4	303	CLA	CAA-CBA-CGA-O1A

Continued on next page...

Continued from previous page...

Mol	Chain	Res	Type	Atoms
20	A	849	CLA	CAA-CBA-CGA-O1A
21	2	321	LMU	C2-C3-C4-C5
21	4	316	LMU	C6-C7-C8-C9
20	B	829	CLA	C13-C15-C16-C17
20	4	301	CLA	CBA-CGA-O2A-C1
20	A	818	CLA	C11-C10-C8-C9
20	A	849	CLA	C6-C7-C8-C9
20	B	803	CLA	C11-C10-C8-C9
20	B	816	CLA	C6-C7-C8-C9
20	4	318	CLA	CAA-CBA-CGA-O1A
20	A	803	CLA	CAA-CBA-CGA-O1A
20	B	821	CLA	CAA-CBA-CGA-O1A
20	B	836	CLA	CAA-CBA-CGA-O1A
21	A	848	LMU	C2B-C1B-O1B-C4'
20	A	805	CLA	CAA-CBA-CGA-O1A
22	A	845	BCR	C17-C18-C19-C20
20	B	827	CLA	CAA-CBA-CGA-O1A
20	B	839	CLA	CAA-CBA-CGA-O1A
20	H	102	CLA	CAA-CBA-CGA-O1A
20	B	806	CLA	CAA-CBA-CGA-O1A
20	B	822	CLA	CAA-CBA-CGA-O1A
20	L	208	CLA	CAA-CBA-CGA-O2A
20	2	311	CLA	CAA-CBA-CGA-O1A
20	A	813	CLA	CAA-CBA-CGA-O1A
20	A	838	CLA	CAA-CBA-CGA-O1A
25	B	848	LMG	C42-C43-C44-C45
20	4	303	CLA	C15-C16-C17-C18
20	A	830	CLA	CAA-CBA-CGA-O2A
20	B	841	CLA	CAA-CBA-CGA-O2A
20	1	211	CLA	CAD-CBD-CGD-O2D
20	B	802	CLA	CAD-CBD-CGD-O2D
20	B	832	CLA	CAD-CBD-CGD-O2D
20	F	206	CLA	CAD-CBD-CGD-O2D
20	H	101	CLA	CAD-CBD-CGD-O2D
20	A	825	CLA	CAA-CBA-CGA-O2A
20	4	315	CLA	CAA-CBA-CGA-O1A
20	4	317	CLA	CAA-CBA-CGA-O1A
20	A	837	CLA	CAA-CBA-CGA-O1A
20	B	830	CLA	C10-C11-C12-C13
20	2	310	CLA	C2-C1-O2A-CGA
20	A	809	CLA	C2-C1-O2A-CGA
20	B	823	CLA	CAA-CBA-CGA-O1A

Continued on next page...

Continued from previous page...

Mol	Chain	Res	Type	Atoms
20	A	811	CLA	CAA-CBA-CGA-O2A
21	2	320	LMU	C2B-C1B-O1B-C4'
20	H	112	CLA	CAA-CBA-CGA-O2A

There are no ring outliers.

224 monomers are involved in 2729 short contacts:

Mol	Chain	Res	Type	Clashes	Symm-Clashes
20	B	828	CLA	13	0
22	F	204	BCR	34	0
20	3	303	CLA	4	0
20	4	313	CLA	5	0
20	A	812	CLA	4	0
24	A	856	SF4	18	0
20	2	303	CLA	25	0
22	B	844	BCR	8	0
22	F	203	BCR	26	0
20	L	203	CLA	29	0
20	A	810	CLA	4	0
20	A	801	CLA	9	0
24	C	103	SF4	1	0
20	L	208	CLA	3	0
20	A	815	CLA	4	0
21	K	107	LMU	21	0
21	R	102	LMU	8	0
20	2	304	CLA	2	0
21	R	103	LMU	9	0
20	2	317	CLA	11	0
20	4	310	CLA	25	0
20	B	816	CLA	8	0
20	A	838	CLA	33	0
21	B	804	LMU	7	0
20	1	213	CLA	16	0
20	3	308	CLA	2	0
20	A	820	CLA	8	0
22	A	845	BCR	48	0
21	2	313	LMU	29	0
21	4	316	LMU	1	0
22	B	845	BCR	18	0
20	B	803	CLA	44	0
20	2	311	CLA	6	0
20	B	824	CLA	30	0

Continued on next page...

Continued from previous page...

Mol	Chain	Res	Type	Clashes	Symm-Clashes
20	1	207	CLA	6	1
20	A	804	CLA	36	0
20	B	809	CLA	22	0
20	1	208	CLA	3	0
20	B	830	CLA	24	0
20	4	312	CLA	4	0
21	R	109	LMU	9	3
20	3	310	CLA	17	0
21	R	101	LMU	3	0
20	B	825	CLA	24	0
20	B	808	CLA	31	0
20	A	822	CLA	20	0
20	H	102	CLA	2	0
20	B	819	CLA	7	0
20	L	204	CLA	13	0
20	A	830	CLA	31	0
22	I	101	BCR	9	0
20	A	806	CLA	13	0
20	A	817	CLA	8	0
20	2	312	CLA	19	0
20	A	833	CLA	13	0
20	B	822	CLA	16	0
20	B	835	CLA	30	0
20	A	808	CLA	21	0
20	1	201	CLA	13	0
20	B	840	CLA	18	0
21	2	320	LMU	5	0
20	A	814	CLA	14	0
20	J	101	CLA	12	0
21	D	201	LMU	3	0
20	B	839	CLA	47	0
20	B	820	CLA	17	0
20	H	111	CLA	27	0
20	A	850	CLA	30	0
20	H	101	CLA	15	0
20	B	829	CLA	25	0
21	R	106	LMU	9	0
22	B	846	BCR	32	0
20	B	815	CLA	17	0
20	A	805	CLA	16	0
20	4	301	CLA	34	0
20	A	839	CLA	27	0

Continued on next page...

Continued from previous page...

Mol	Chain	Res	Type	Clashes	Symm-Clashes
20	B	842	CLA	2	0
20	1	205	CLA	6	0
20	B	802	CLA	17	0
21	B	805	LMU	3	0
20	4	304	CLA	21	0
20	F	207	CLA	13	0
22	J	102	BCR	36	0
20	A	825	CLA	51	0
21	1	216	LMU	3	0
20	4	317	CLA	3	0
20	H	112	CLA	13	0
20	A	829	CLA	7	0
20	K	104	CLA	17	0
20	4	315	CLA	5	0
20	F	201	CLA	29	0
20	G	105	CLA	4	0
21	B	849	LMU	1	0
20	A	831	CLA	37	0
20	B	837	CLA	12	0
20	1	215	CLA	1	0
20	3	301	CLA	1	0
21	A	847	LMU	4	0
20	B	833	CLA	18	0
21	2	321	LMU	5	0
21	4	319	LMU	8	3
21	K	105	LMU	13	0
21	A	853	LMU	21	0
22	L	211	BCR	36	0
20	B	832	CLA	24	0
21	A	848	LMU	4	0
20	L	202	CLA	10	0
20	B	806	CLA	25	0
22	A	844	BCR	23	0
20	B	834	CLA	23	0
20	J	103	CLA	14	0
21	1	217	LMU	20	0
20	B	831	CLA	11	0
20	2	305	CLA	16	0
20	B	818	CLA	17	0
20	1	212	CLA	2	0
20	4	311	CLA	3	0
20	I	102	CLA	12	0

Continued on next page...

Continued from previous page...

Mol	Chain	Res	Type	Clashes	Symm-Clashes
21	H	104	LMU	9	0
20	A	841	CLA	1	0
20	4	303	CLA	18	0
20	A	813	CLA	21	0
21	H	106	LMU	9	0
20	2	302	CLA	13	0
20	1	203	CLA	8	0
22	B	801	BCR	24	0
20	4	314	CLA	10	0
20	A	811	CLA	22	0
20	A	818	CLA	46	0
20	K	102	CLA	27	0
20	2	310	CLA	21	0
21	4	320	LMU	2	0
20	4	306	CLA	18	0
22	2	318	BCR	9	0
20	A	803	CLA	20	0
20	A	851	CLA	26	0
20	A	840	CLA	6	0
20	K	103	CLA	9	0
20	3	311	CLA	10	0
20	A	809	CLA	32	0
22	B	847	BCR	32	0
20	B	821	CLA	7	0
20	3	307	CLA	14	0
20	B	817	CLA	19	0
20	2	307	CLA	22	0
20	B	838	CLA	42	0
21	R	104	LMU	5	0
21	K	106	LMU	8	0
20	A	828	CLA	18	0
21	3	319	LMU	2	0
20	B	810	CLA	18	0
21	G	102	LMU	7	0
20	1	202	CLA	1	0
20	A	819	CLA	33	0
20	3	314	CLA	1	0
22	I	103	BCR	38	0
20	B	823	CLA	15	0
20	K	101	CLA	16	1
21	F	202	LMU	8	0
20	4	318	CLA	14	0

Continued on next page...

Continued from previous page...

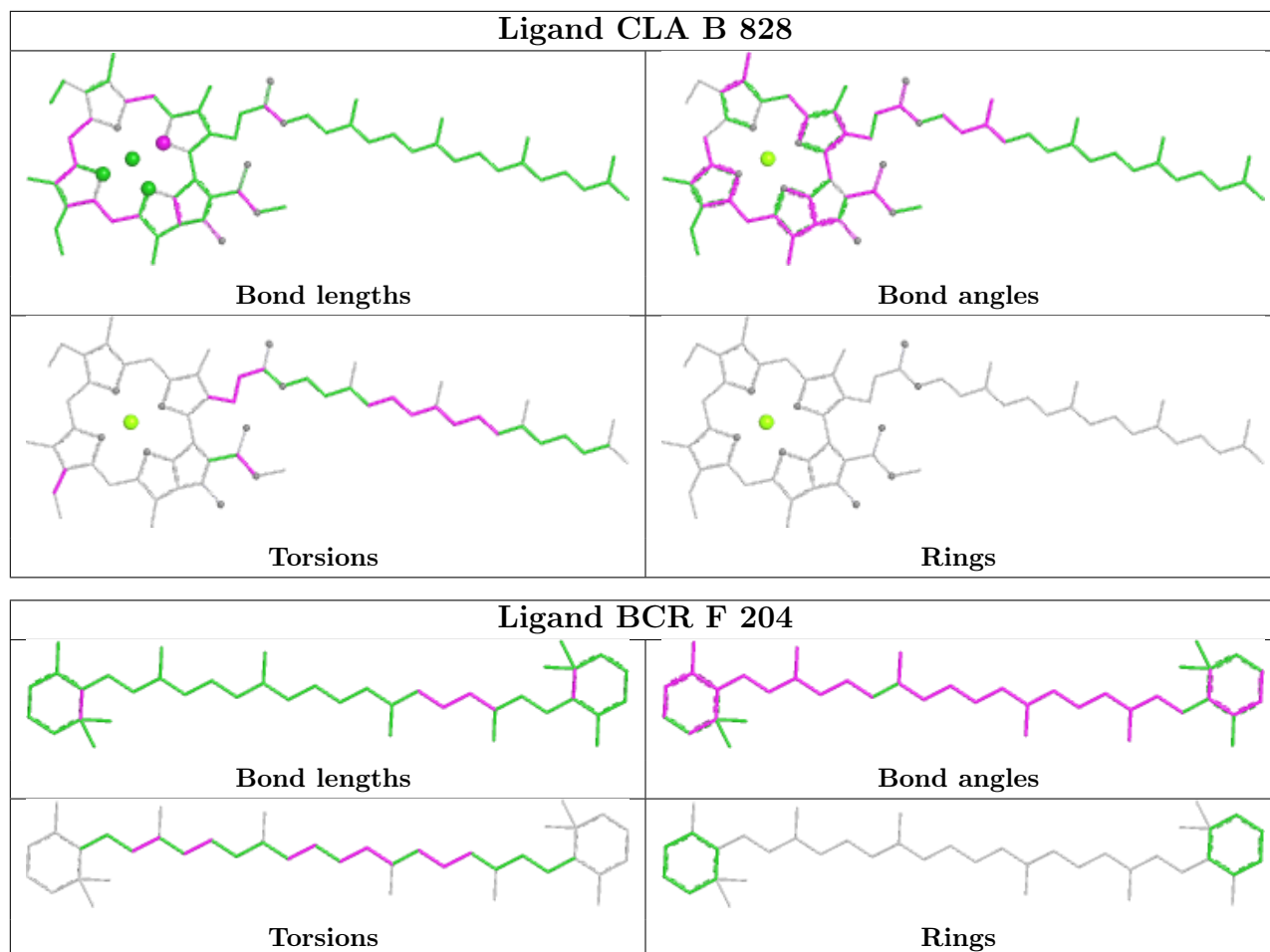
Mol	Chain	Res	Type	Clashes	Symm-Clashes
21	L	212	LMU	1	0
23	B	843	PQN	28	0
22	A	843	BCR	32	0
20	3	305	CLA	3	0
20	B	841	CLA	17	0
20	L	209	CLA	27	0
20	A	835	CLA	15	0
20	A	836	CLA	6	0
20	3	304	CLA	2	0
20	L	210	CLA	9	0
20	B	807	CLA	9	0
20	R	107	CLA	10	0
20	1	206	CLA	9	0
21	A	846	LMU	5	0
20	A	832	CLA	19	0
20	B	827	CLA	36	0
21	A	852	LMU	5	0
21	L	205	LMU	1	0
20	A	823	CLA	10	0
20	B	811	CLA	4	0
20	F	205	CLA	1	0
21	G	101	LMU	4	41
20	4	302	CLA	3	0
20	A	837	CLA	17	0
20	A	816	CLA	21	0
20	A	824	CLA	43	0
20	3	306	CLA	7	0
20	R	108	CLA	4	0
20	1	204	CLA	15	0
20	1	210	CLA	8	0
21	4	321	LMU	13	0
20	1	211	CLA	7	0
20	A	821	CLA	8	0
20	1	209	CLA	1	0
20	2	308	CLA	1	0
20	B	850	CLA	18	0
20	A	834	CLA	7	0
20	B	813	CLA	8	0
20	A	807	CLA	33	0
23	A	842	PQN	7	0
24	C	102	SF4	4	0
21	A	854	LMU	15	0

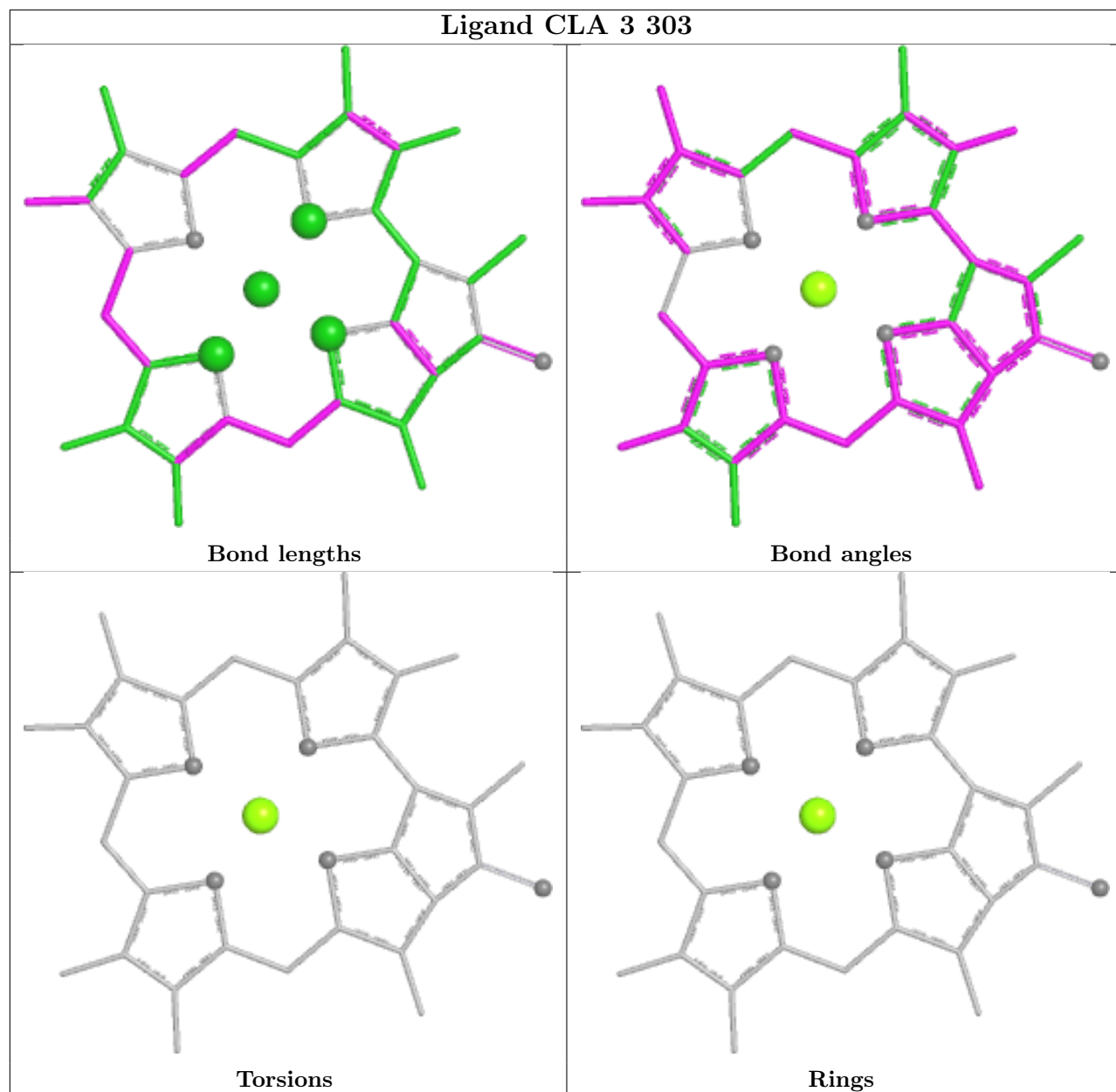
Continued on next page...

Continued from previous page...

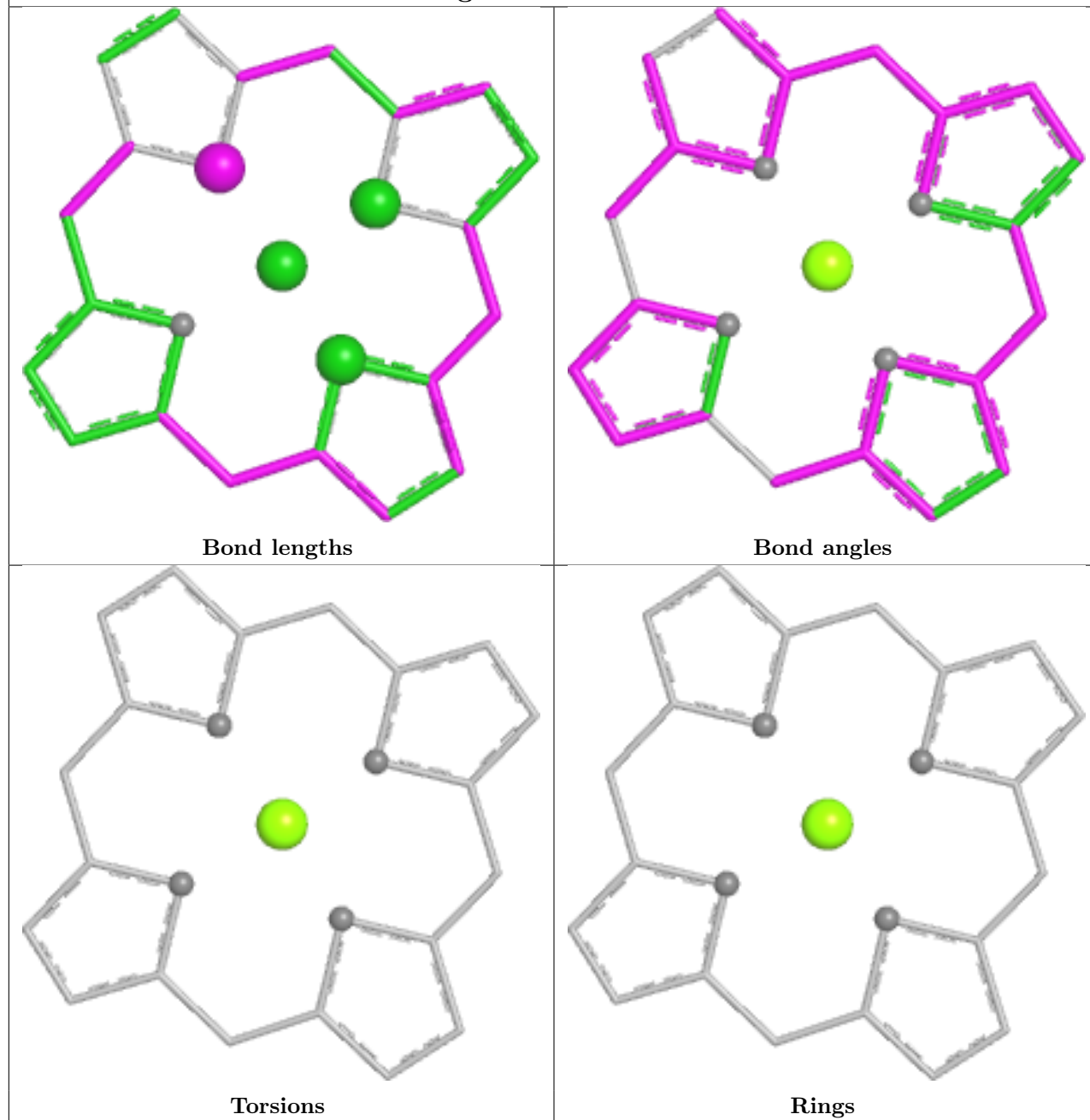
Mol	Chain	Res	Type	Clashes	Symm-Clashes
20	3	315	CLA	13	0
20	A	827	CLA	19	0
21	1	218	LMU	9	0
20	3	309	CLA	1	0
25	B	848	LMG	17	0
20	4	305	CLA	5	0
20	2	315	CLA	17	0
21	E	101	LMU	11	0
20	A	826	CLA	49	0
21	3	320	LMU	14	0
20	F	206	CLA	5	0
20	B	836	CLA	9	0
20	B	812	CLA	9	0
20	L	201	CLA	23	0
21	2	319	LMU	6	0
22	G	104	BCR	5	0
21	G	103	LMU	16	0
21	H	105	LMU	18	0
20	B	826	CLA	39	0
20	B	814	CLA	30	0
21	H	103	LMU	6	0
20	A	849	CLA	21	0

The following is a two-dimensional graphical depiction of Mogul quality analysis of bond lengths, bond angles, torsion angles, and ring geometry for all instances of the Ligand of Interest. In addition, ligands with molecular weight > 250 and outliers as shown on the validation Tables will also be included. For torsion angles, if less than 5% of the Mogul distribution of torsion angles is within 10 degrees of the torsion angle in question, then that torsion angle is considered an outlier. Any bond that is central to one or more torsion angles identified as an outlier by Mogul will be highlighted in the graph. For rings, the root-mean-square deviation (RMSD) between the ring in question and similar rings identified by Mogul is calculated over all ring torsion angles. If the average RMSD is greater than 60 degrees and the minimal RMSD between the ring in question and any Mogul-identified rings is also greater than 60 degrees, then that ring is considered an outlier. The outliers are highlighted in purple. The color gray indicates Mogul did not find sufficient equivalents in the CSD to analyse the geometry.

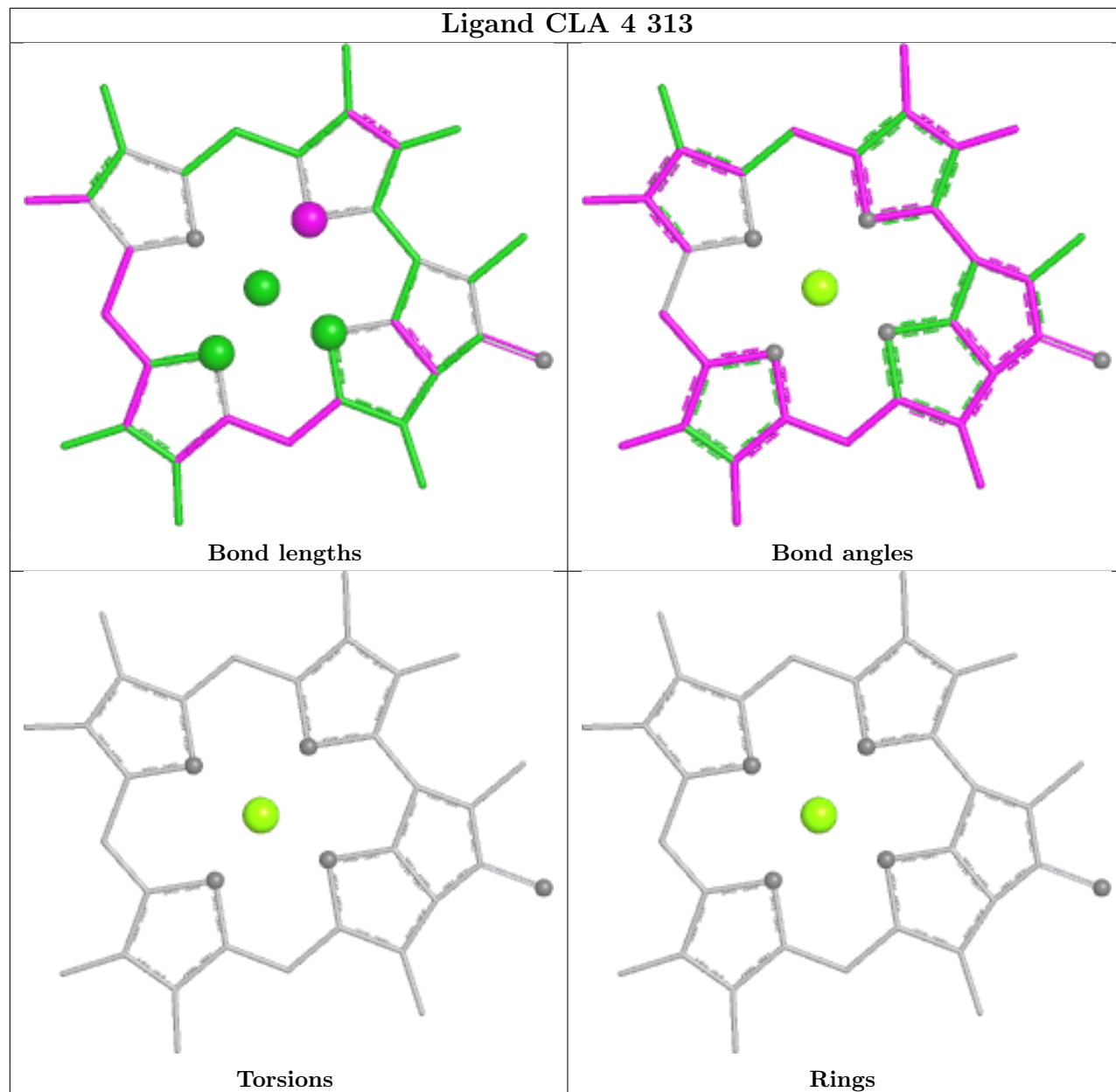


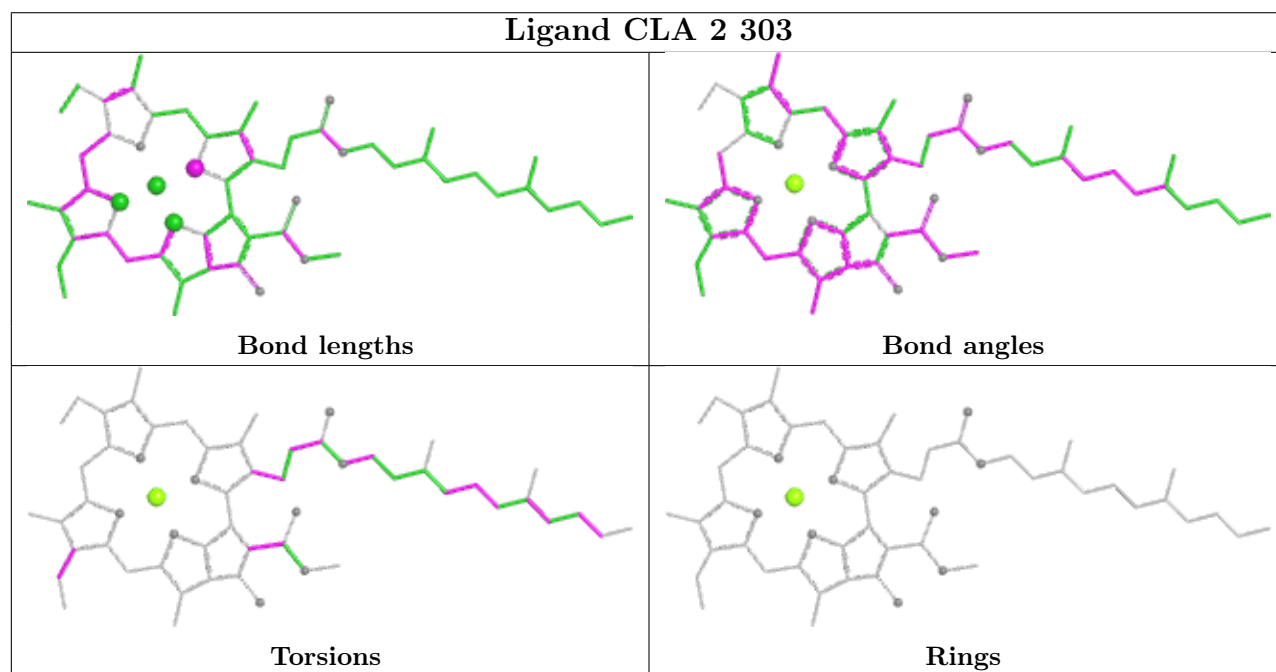
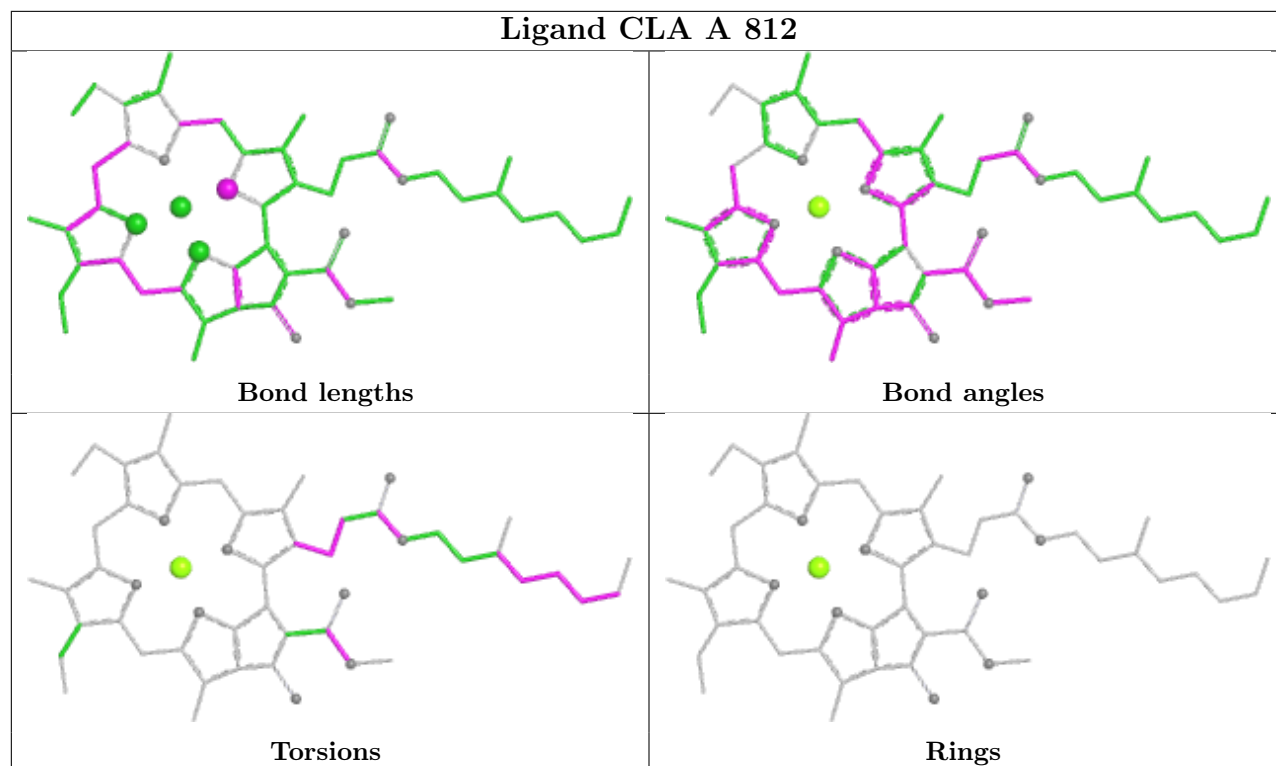


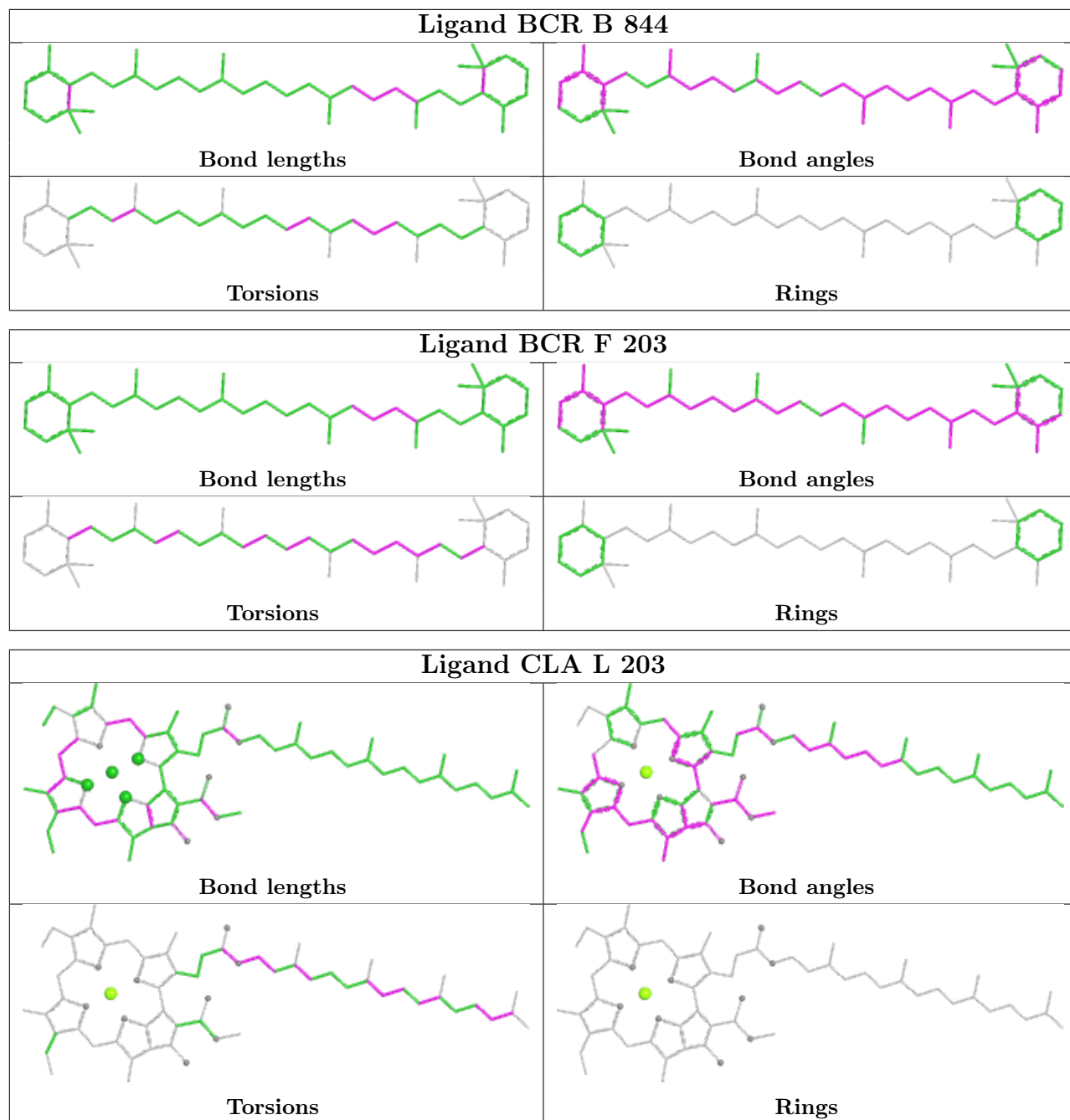
Ligand CLA 4 308

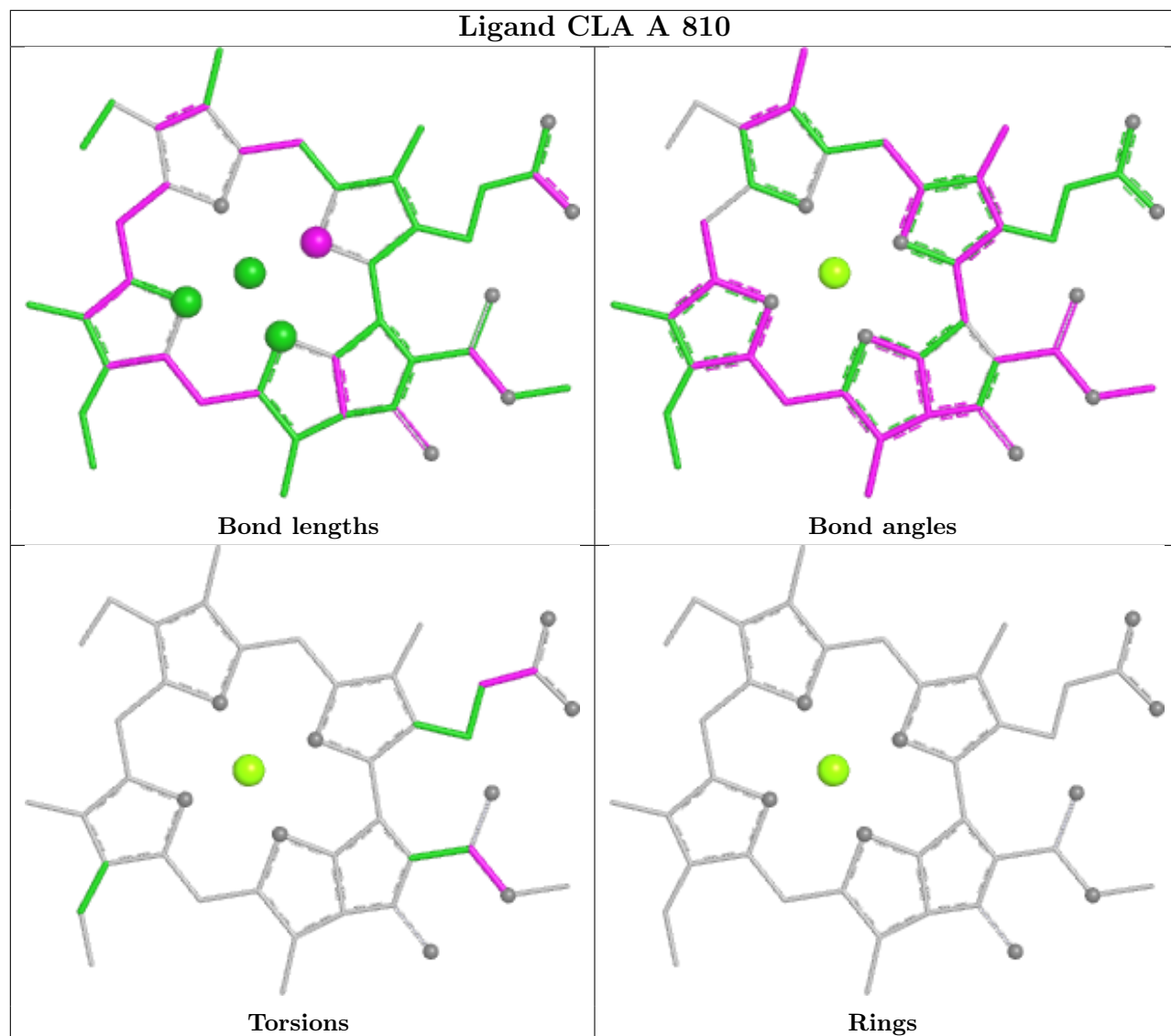


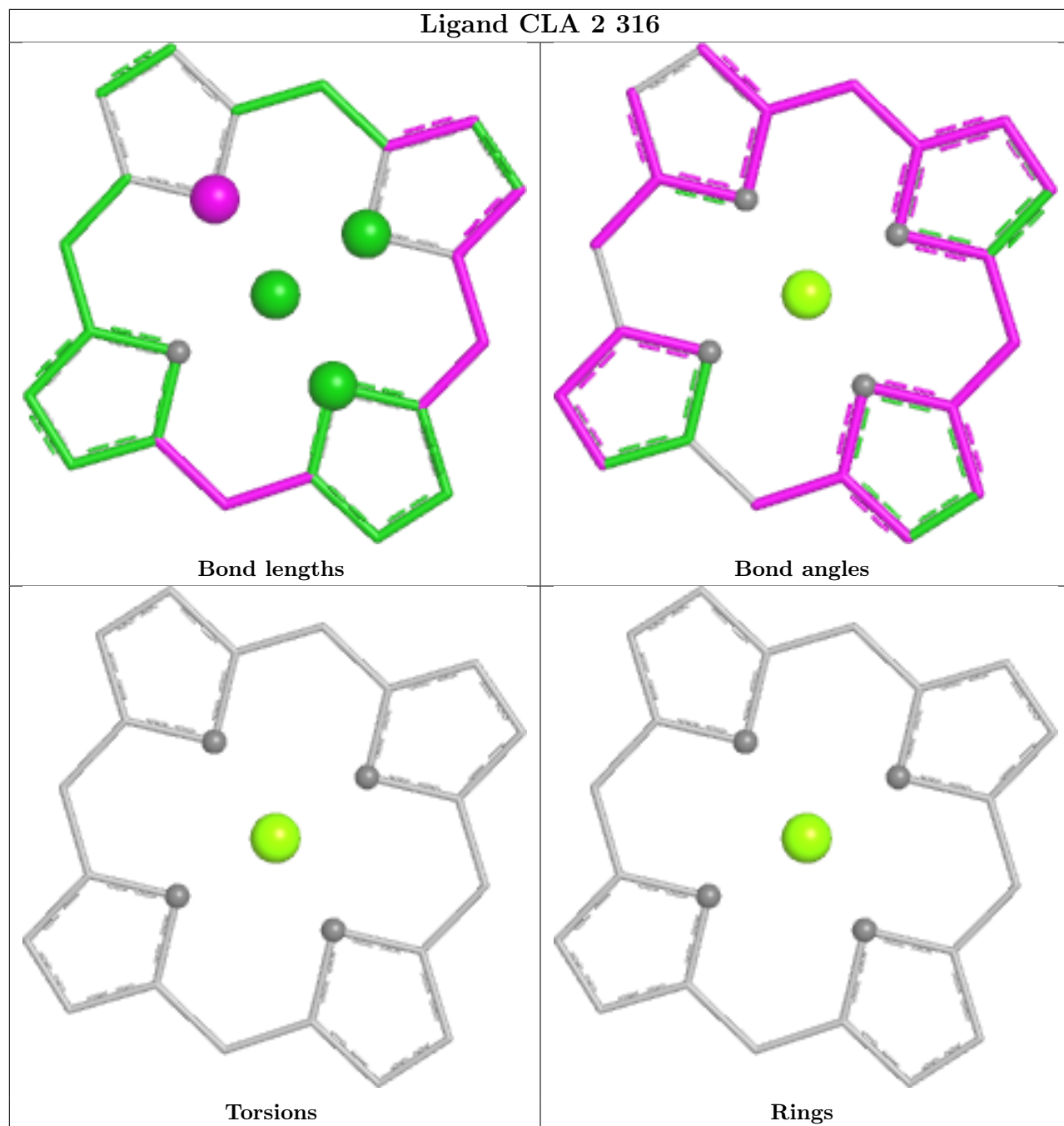
Ligand CLA 4 313

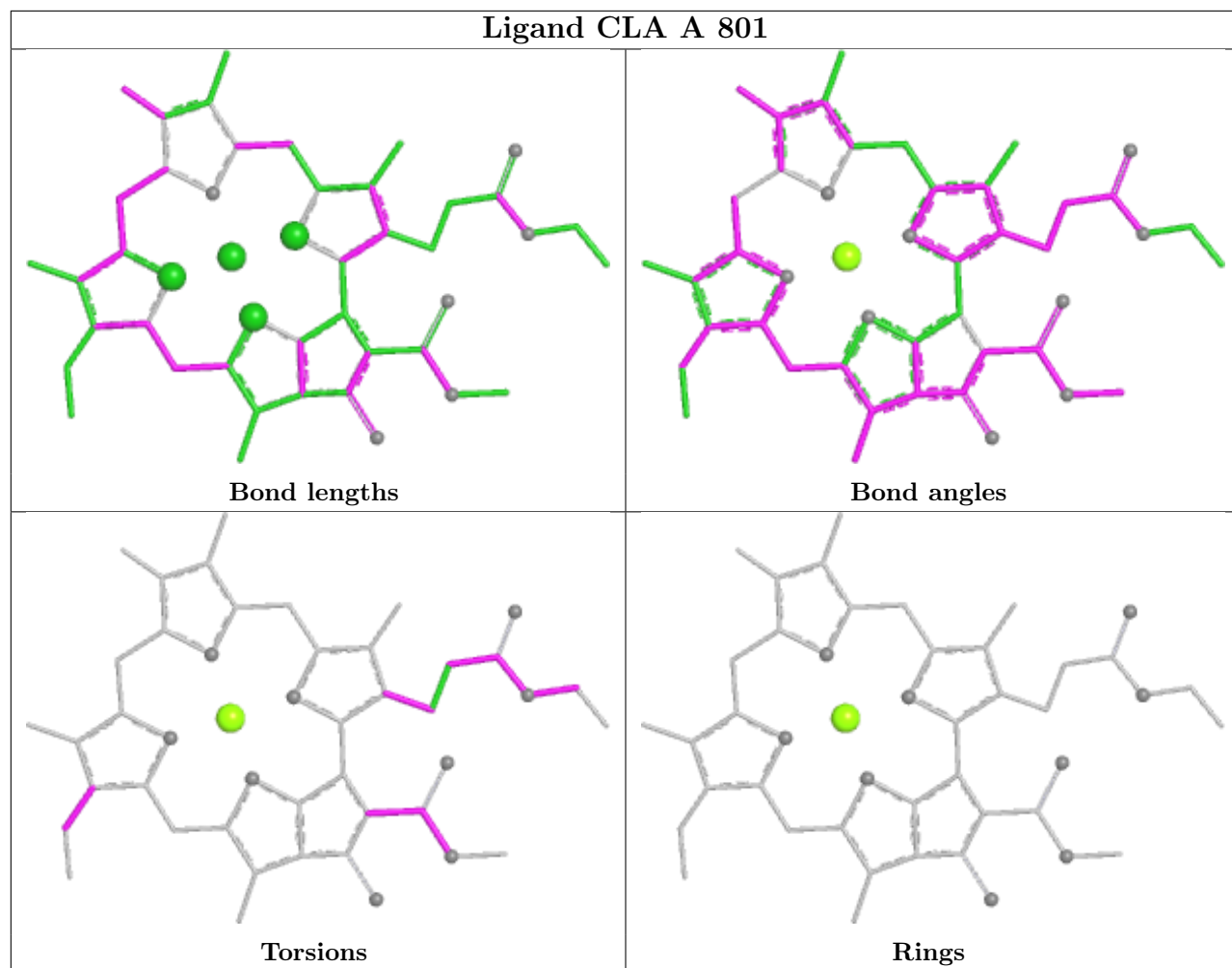


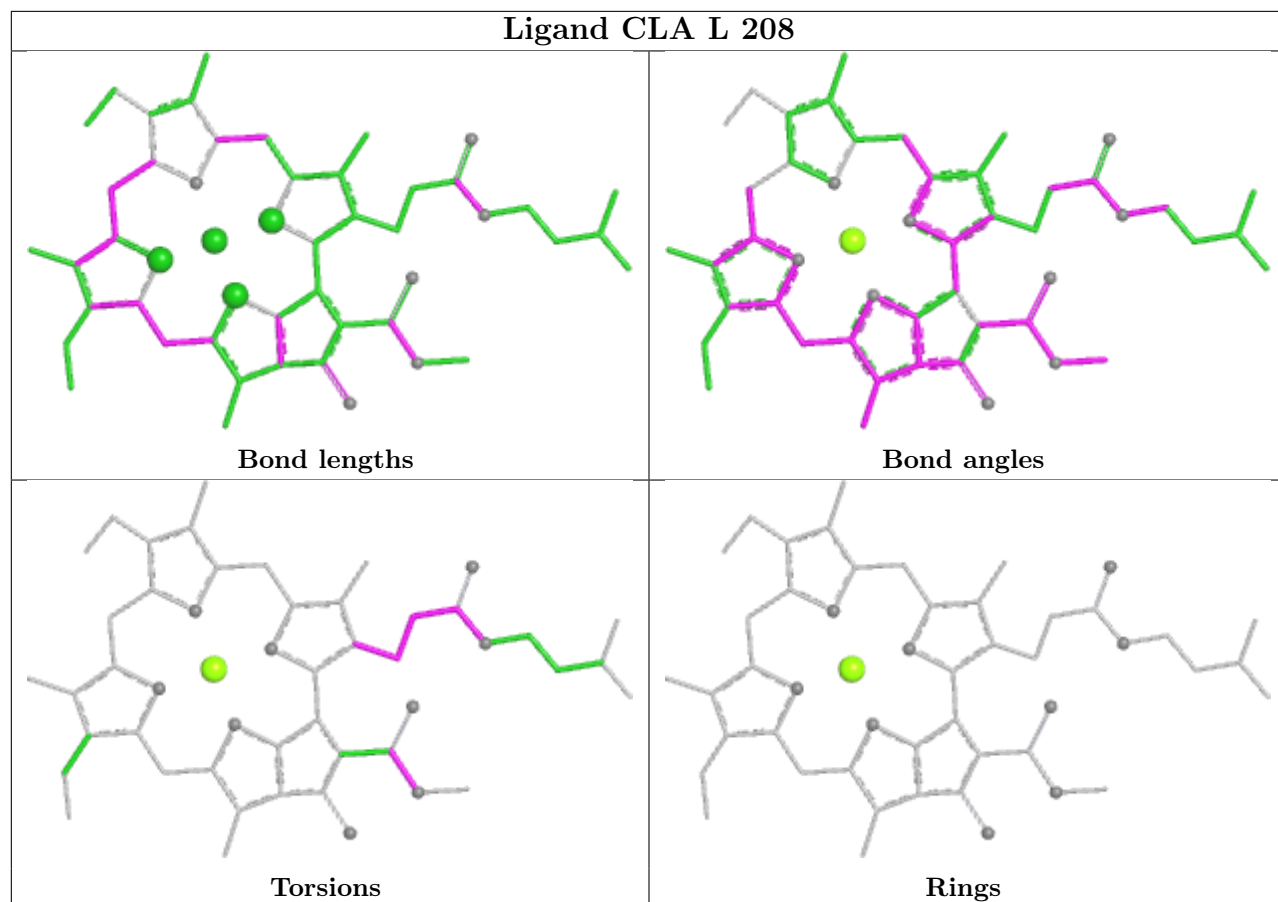




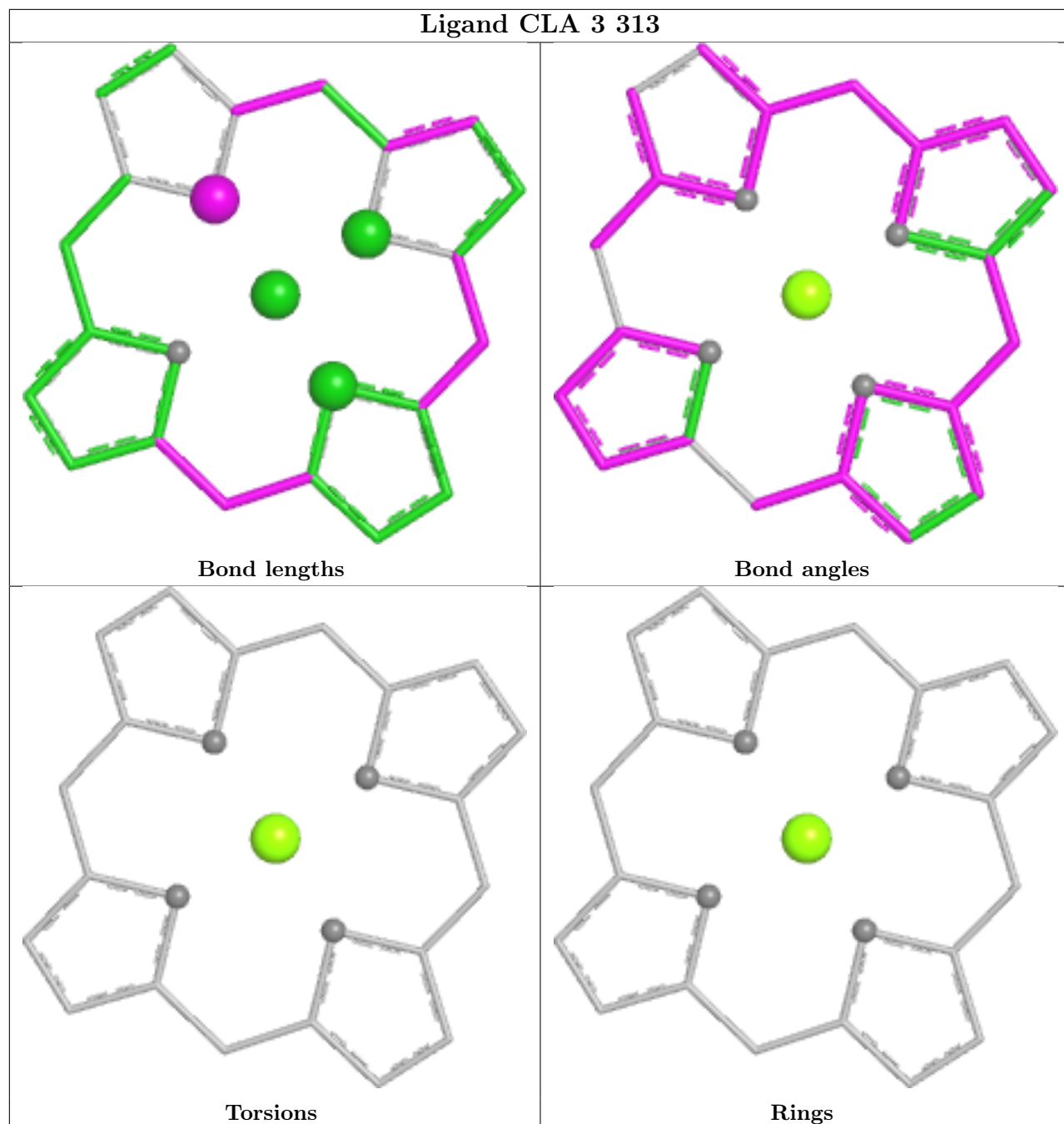


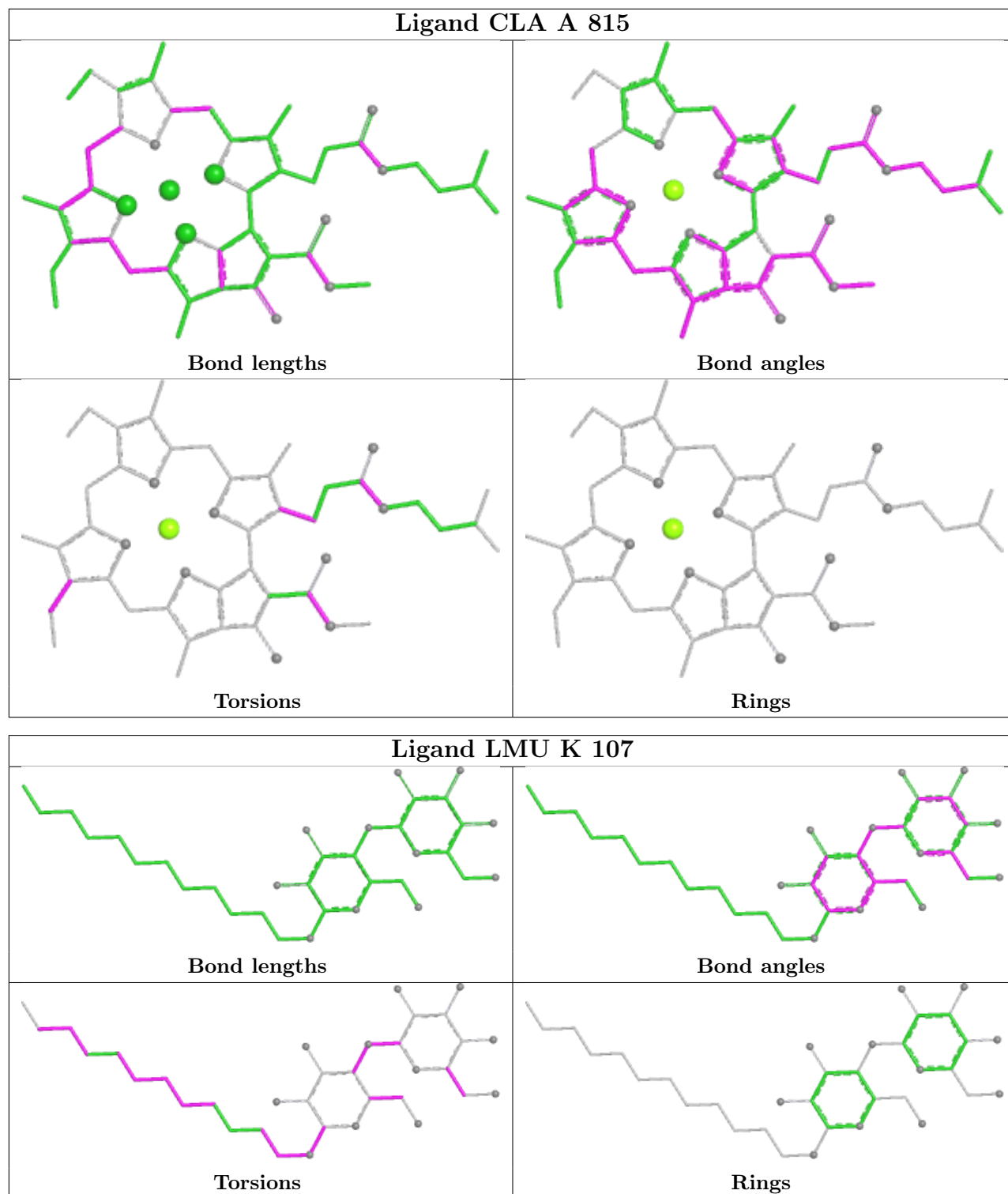


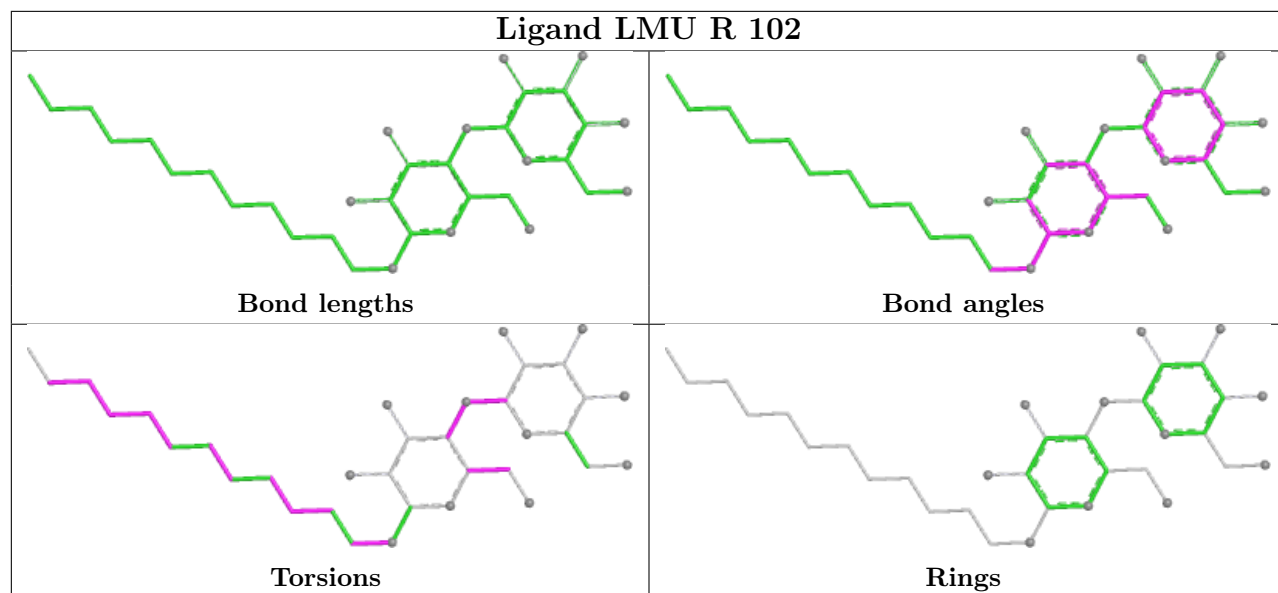




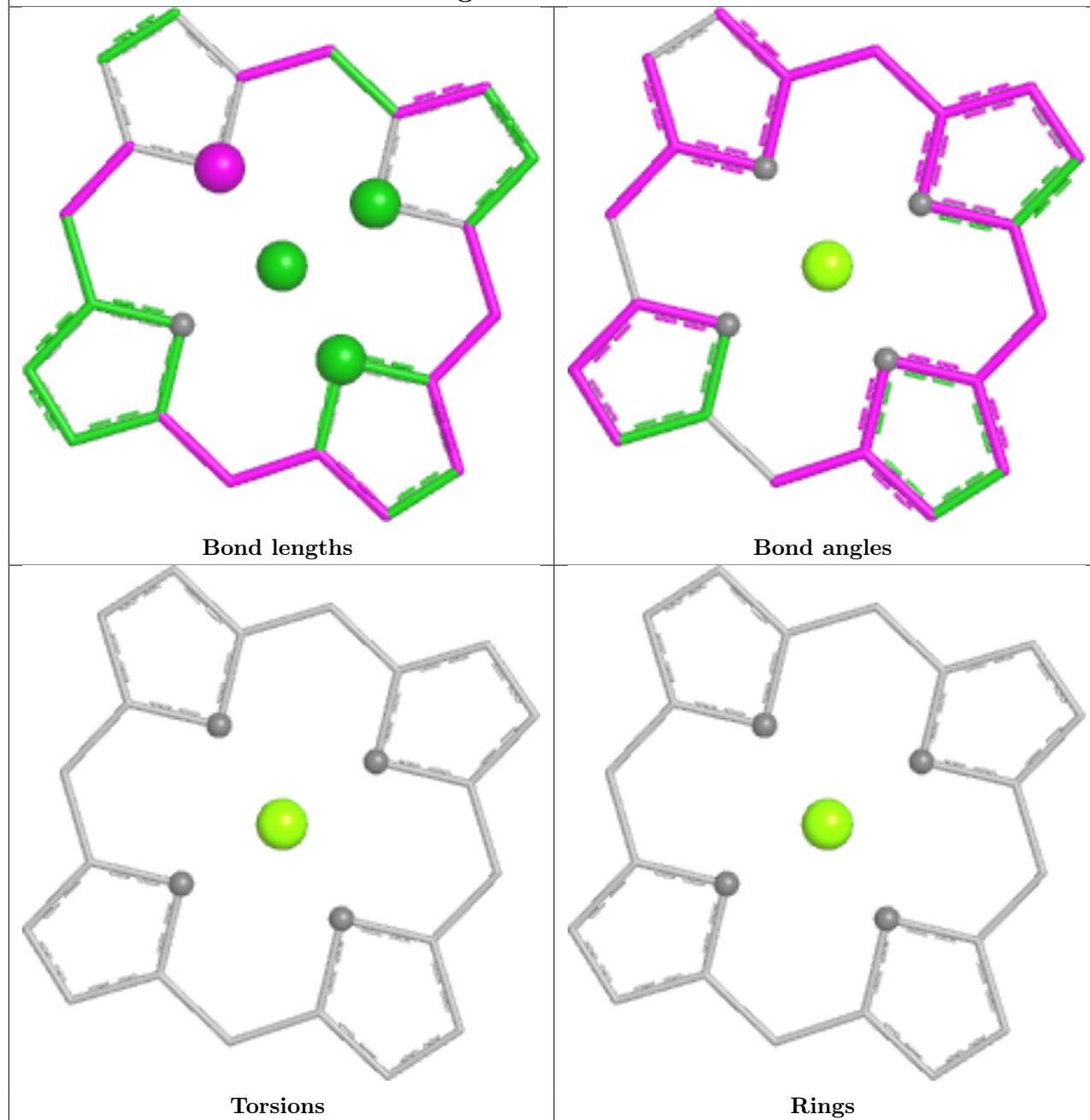
Ligand CLA 3 313

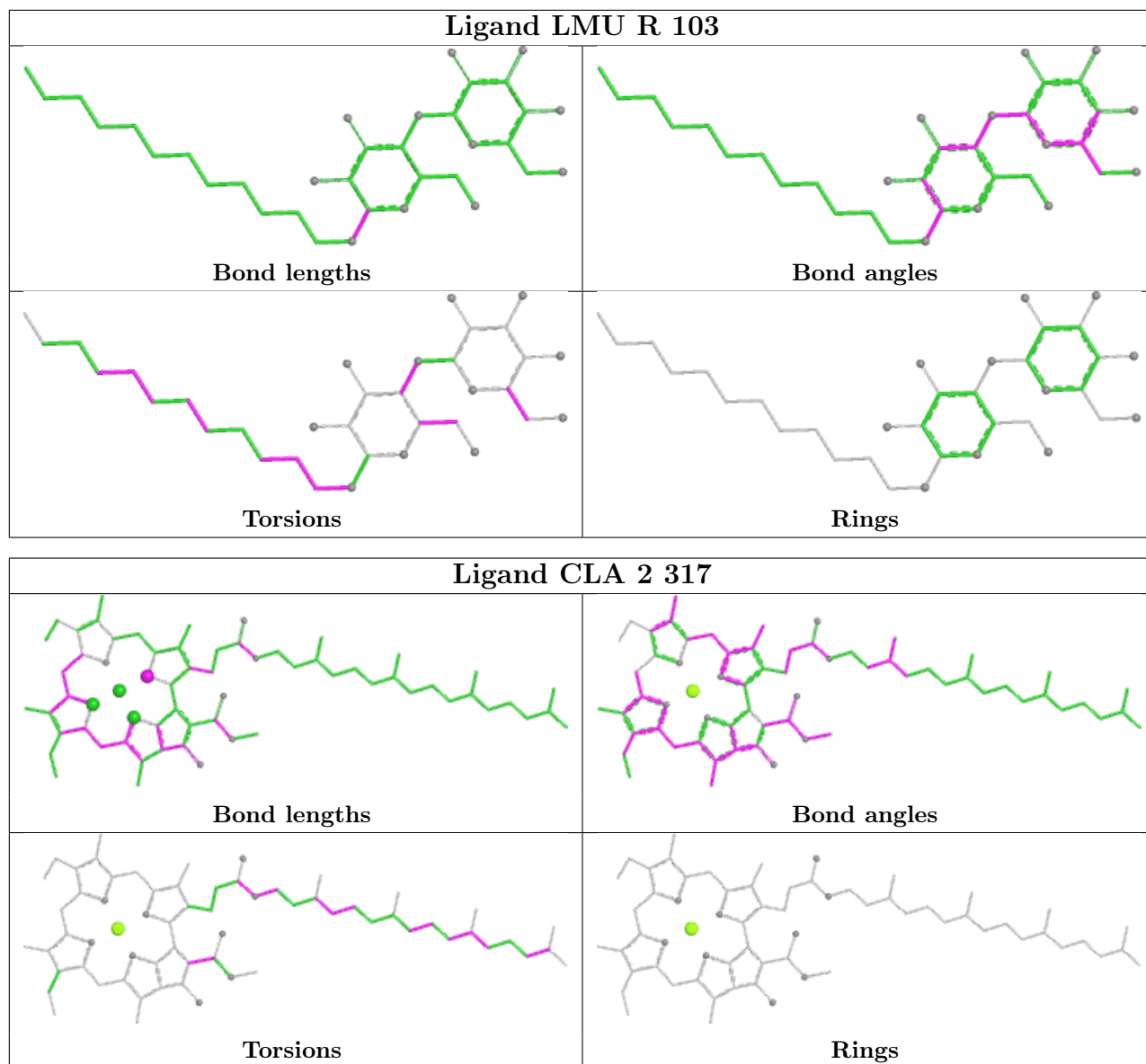


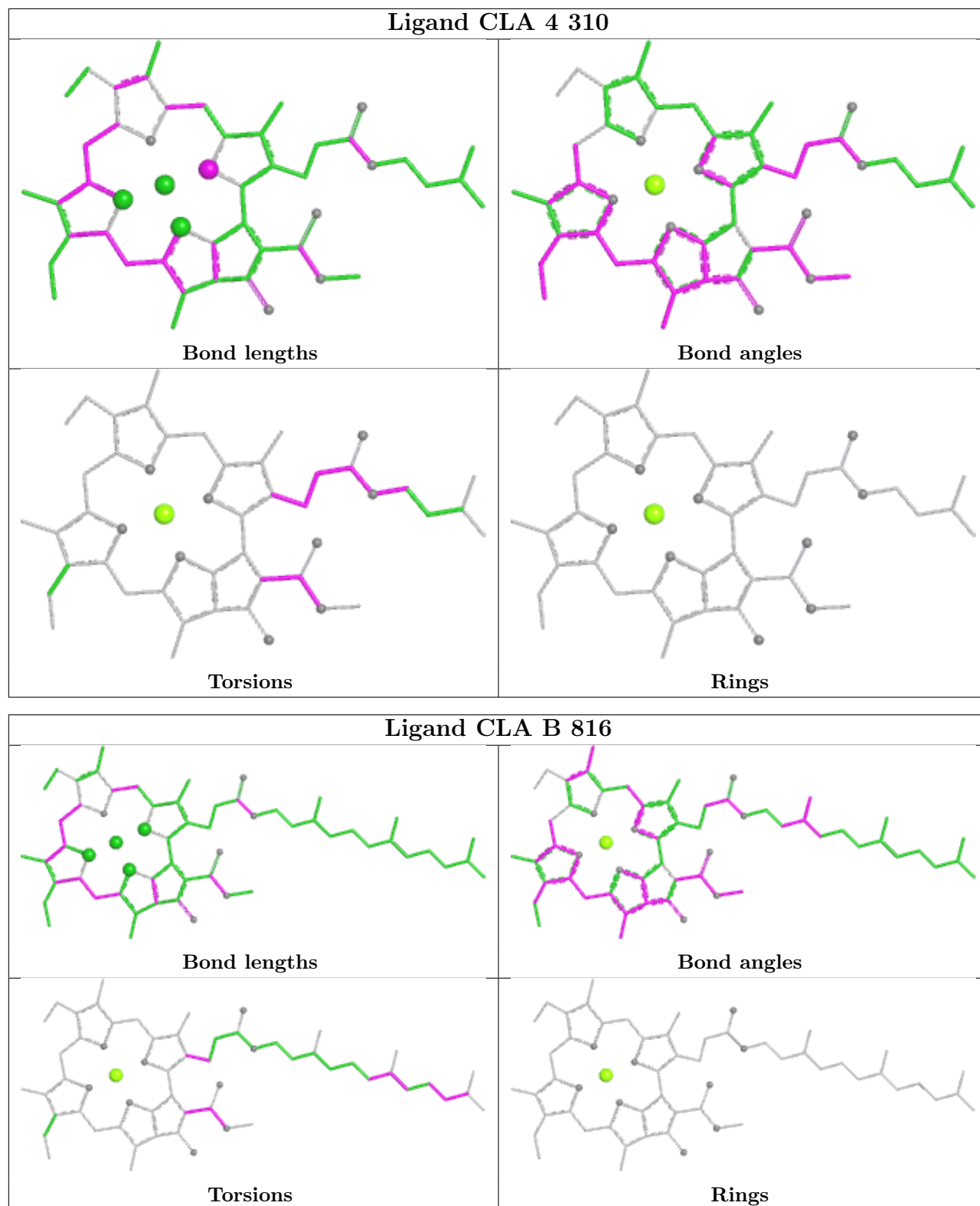


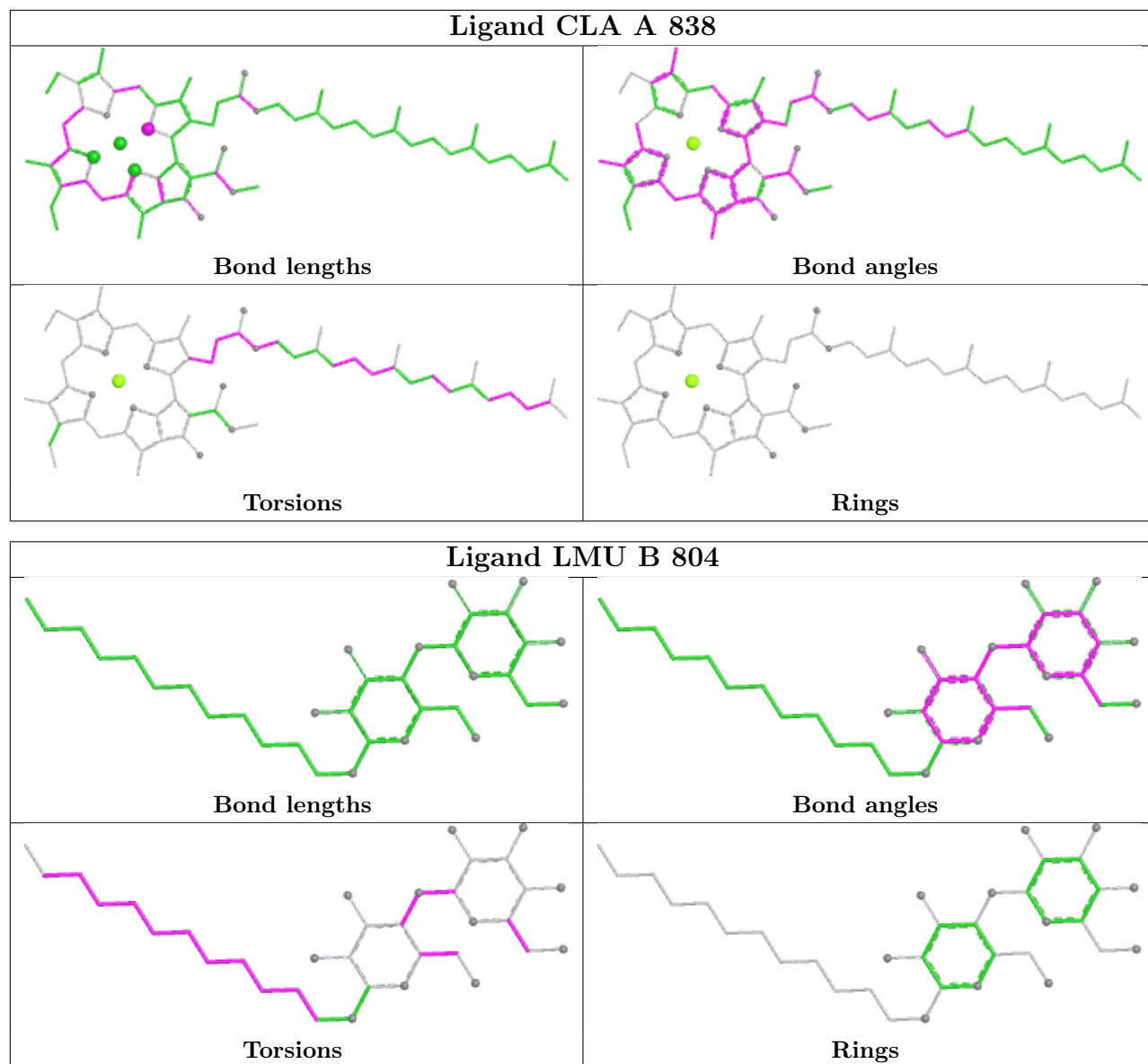


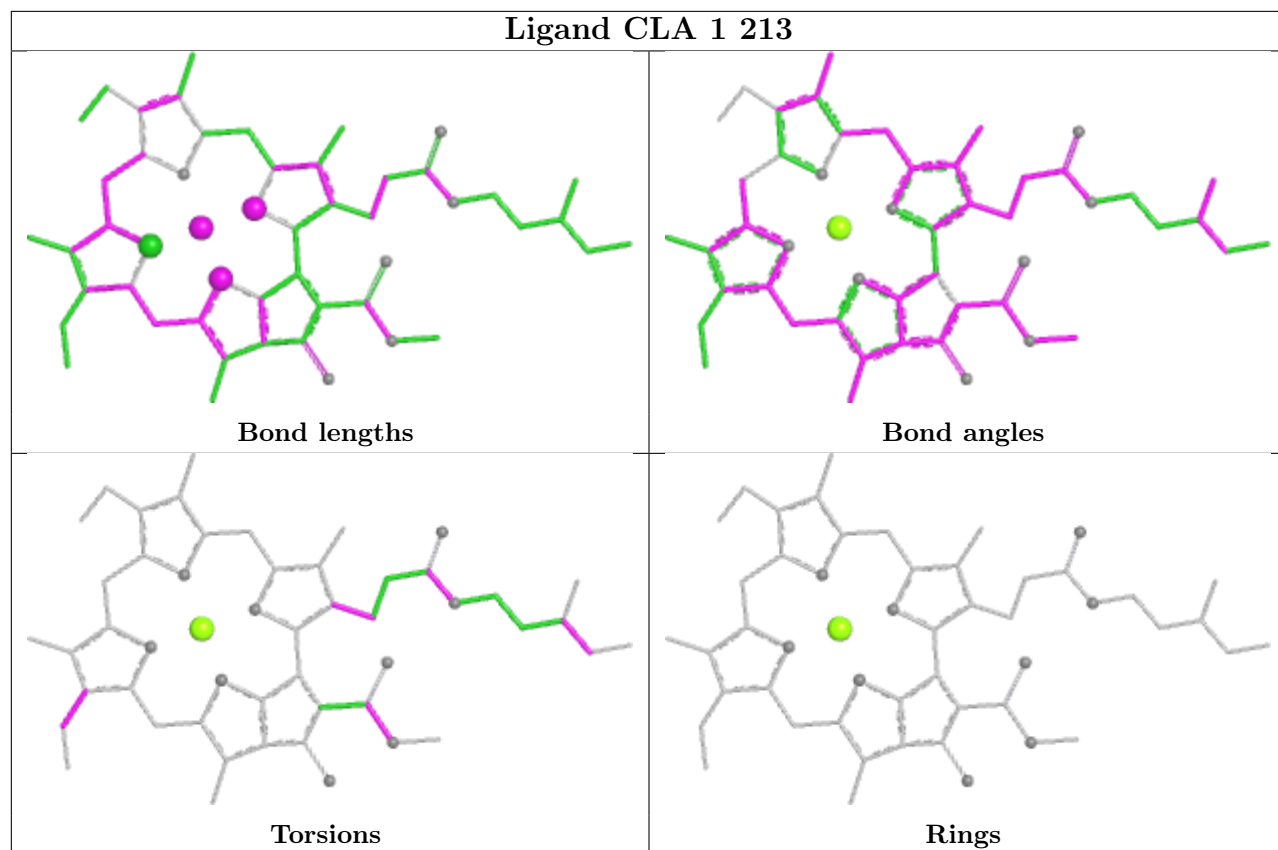
Ligand CLA 2 304

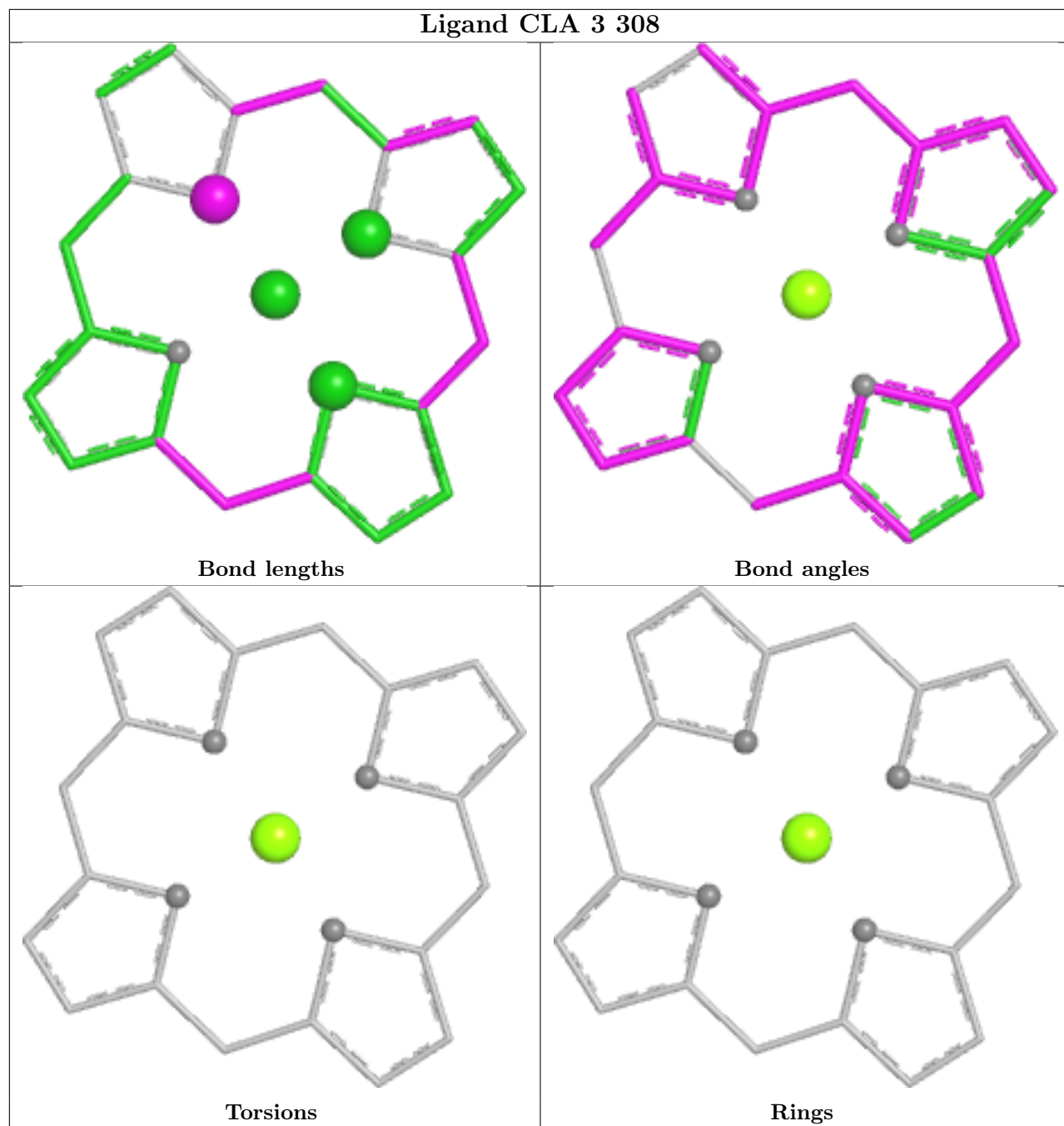


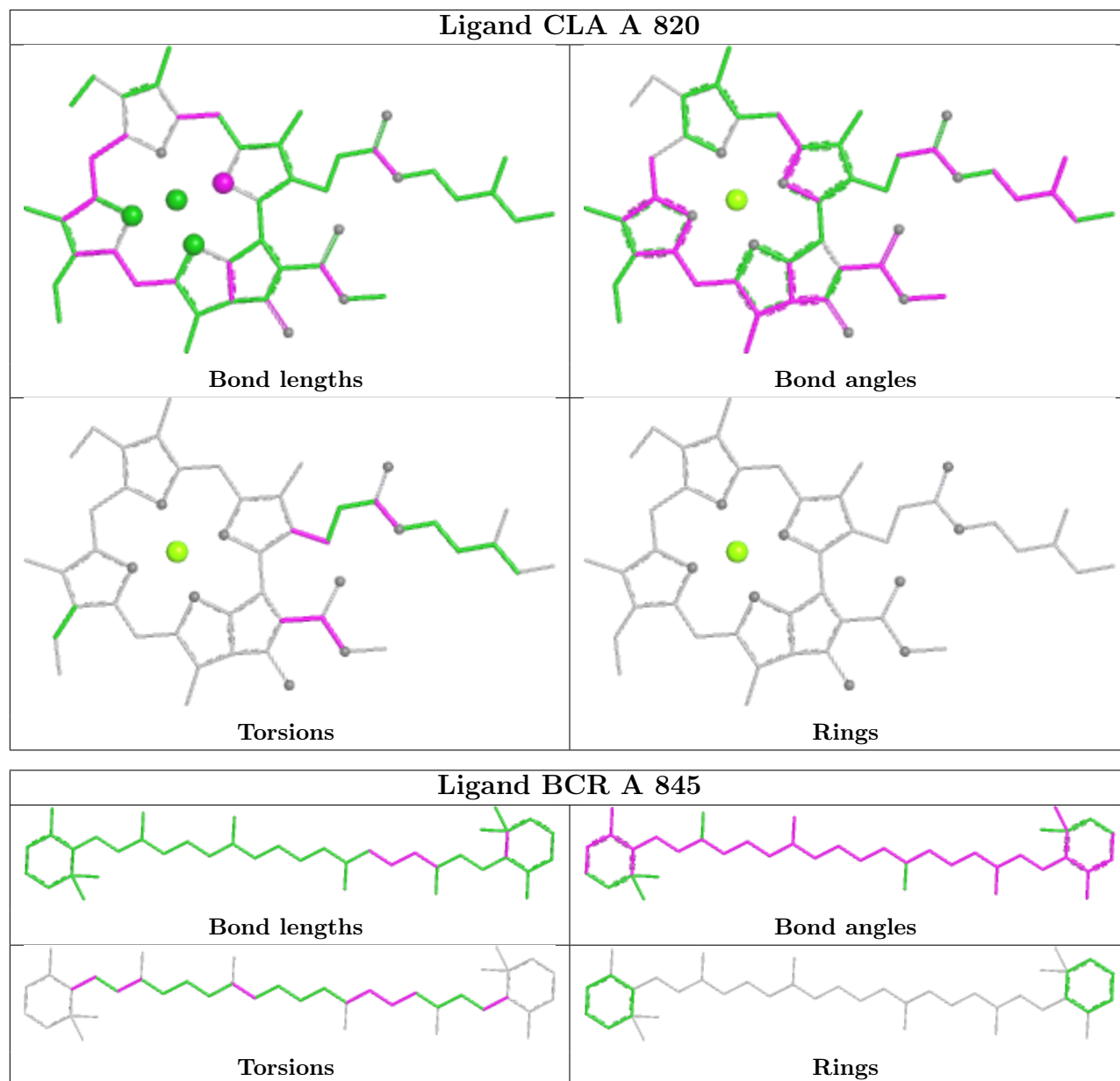


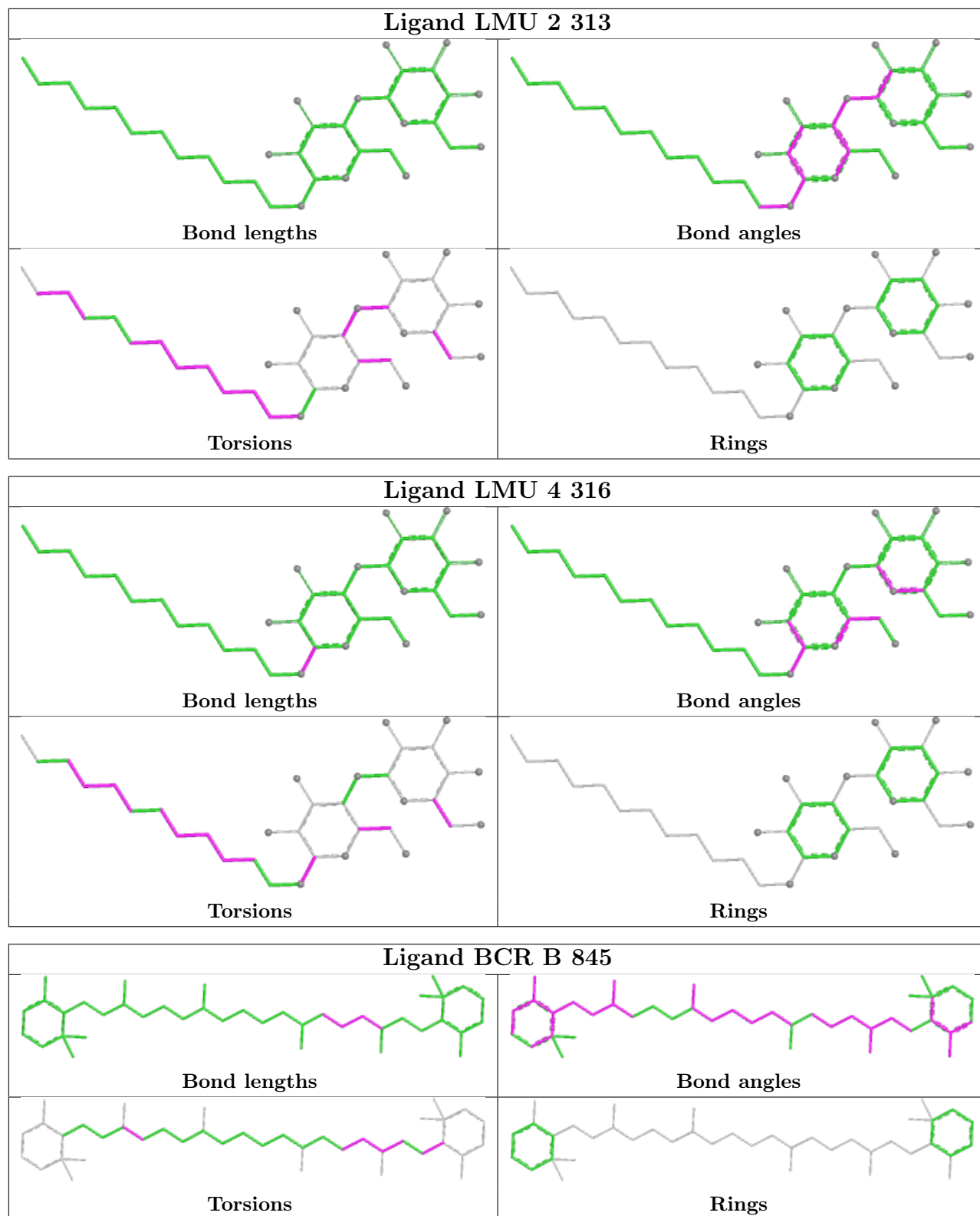


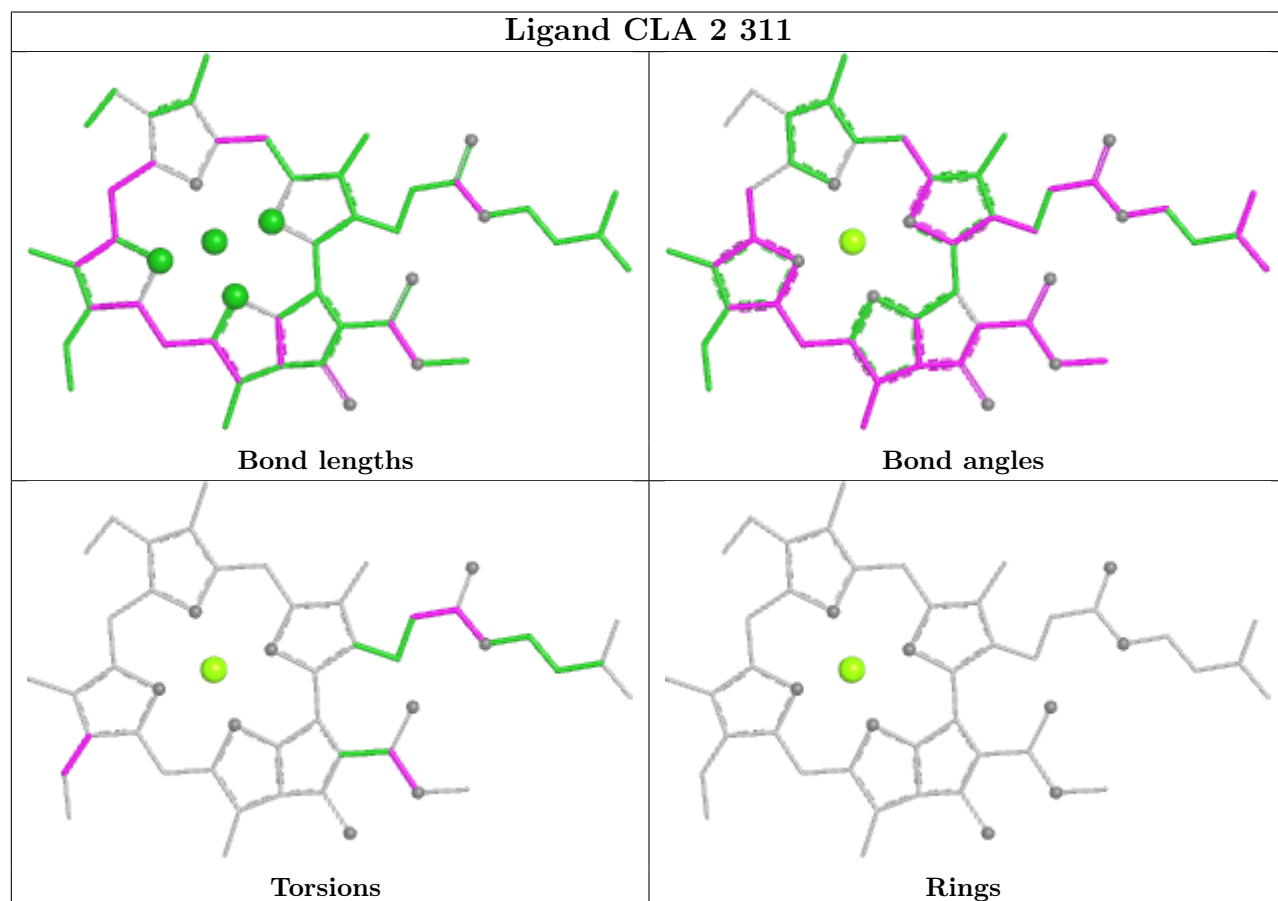
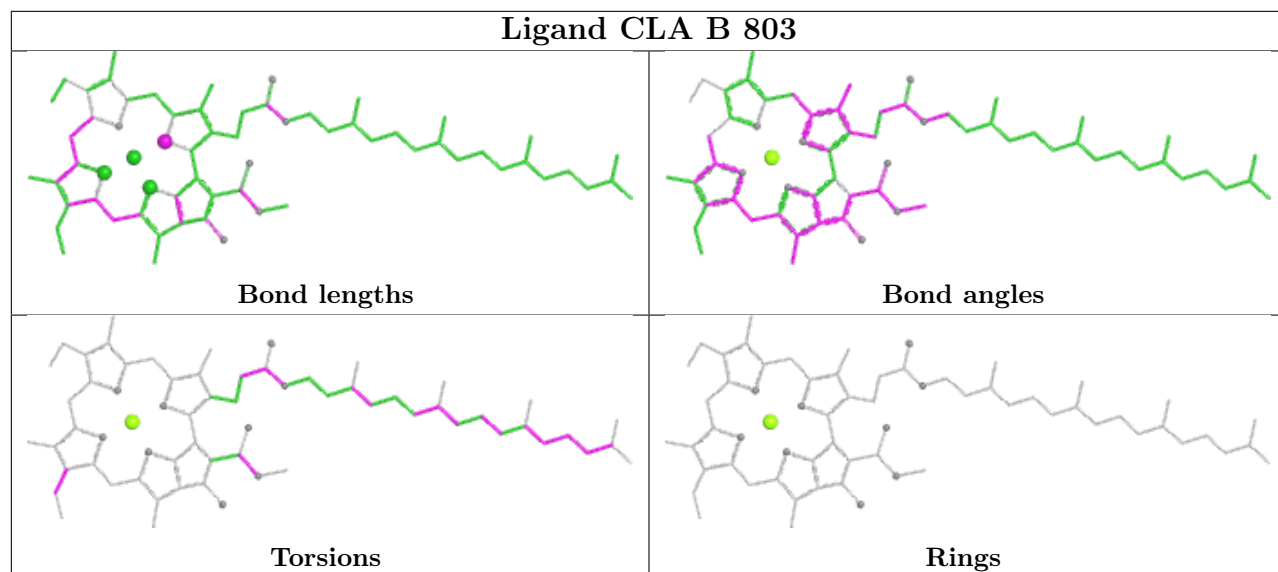


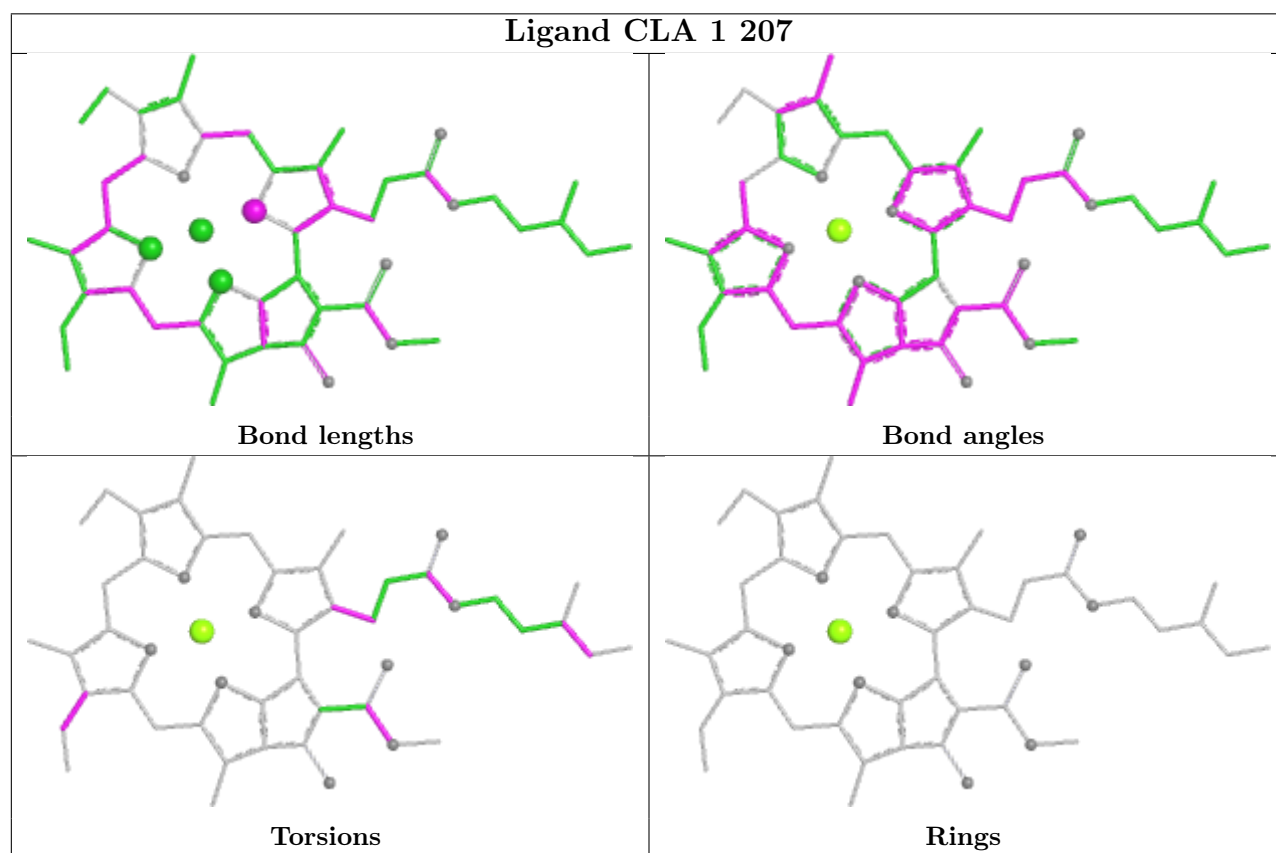
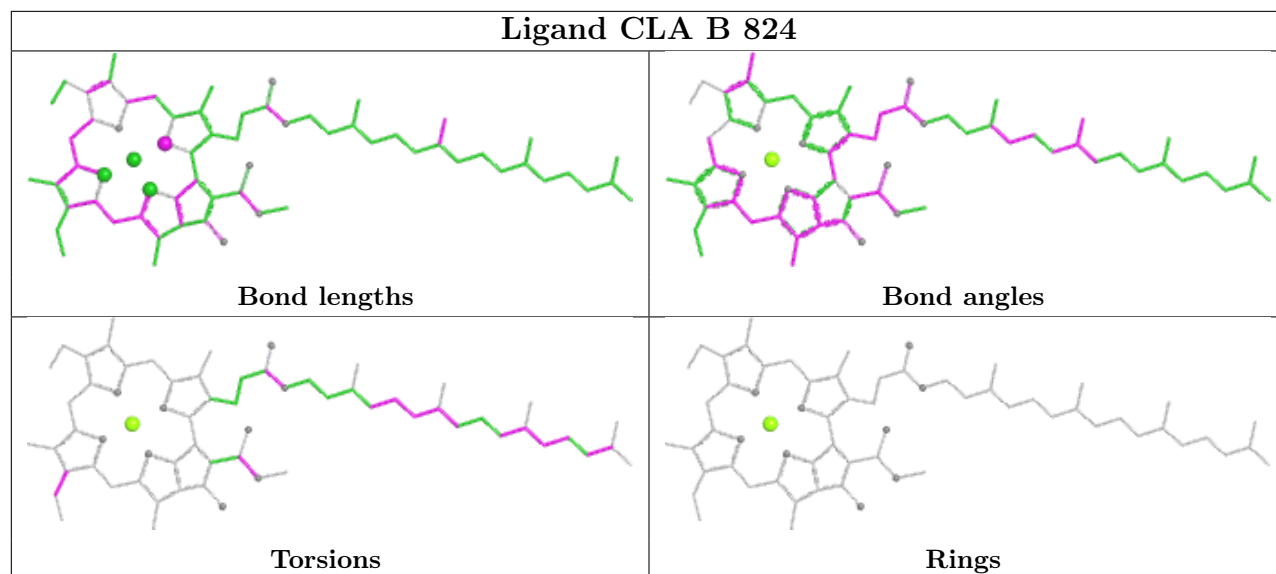


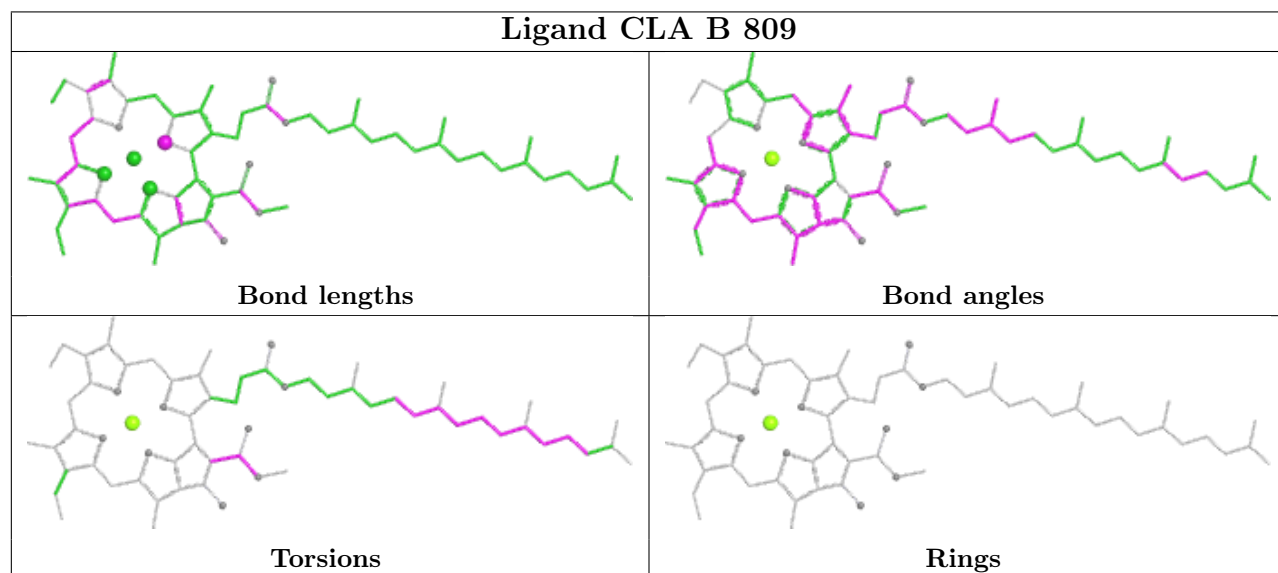
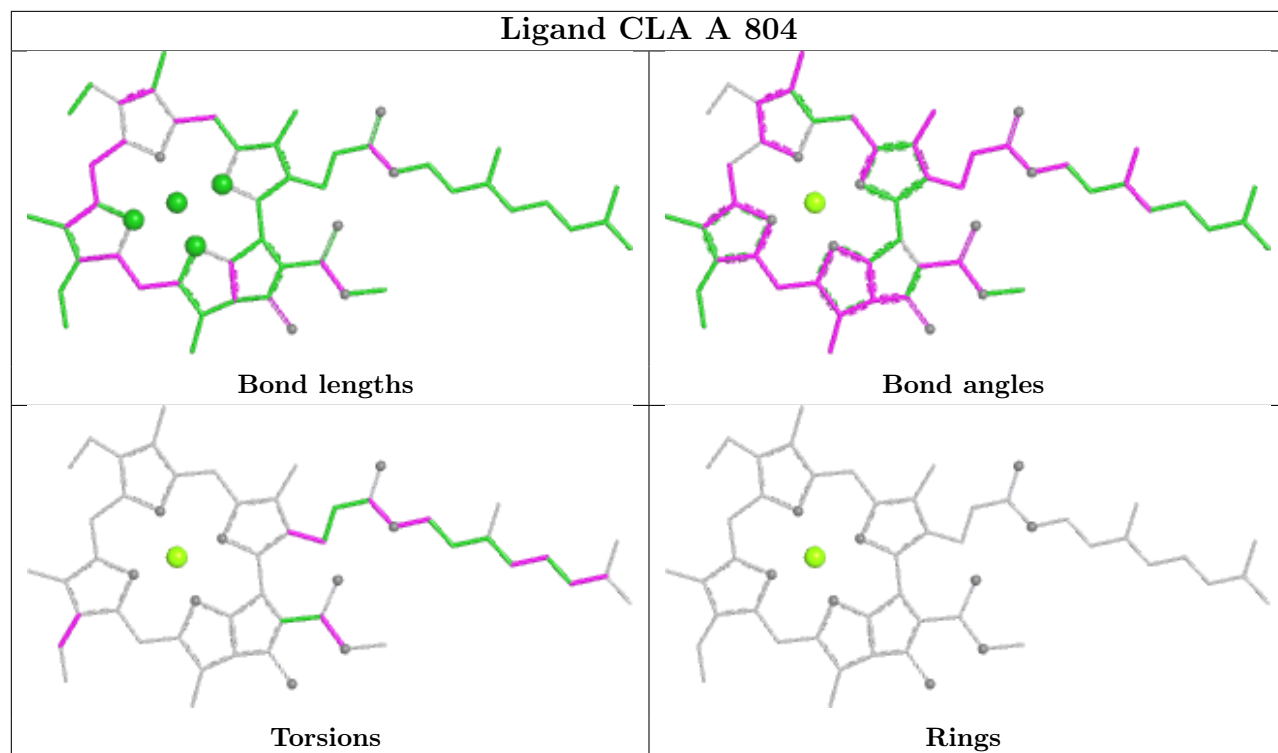




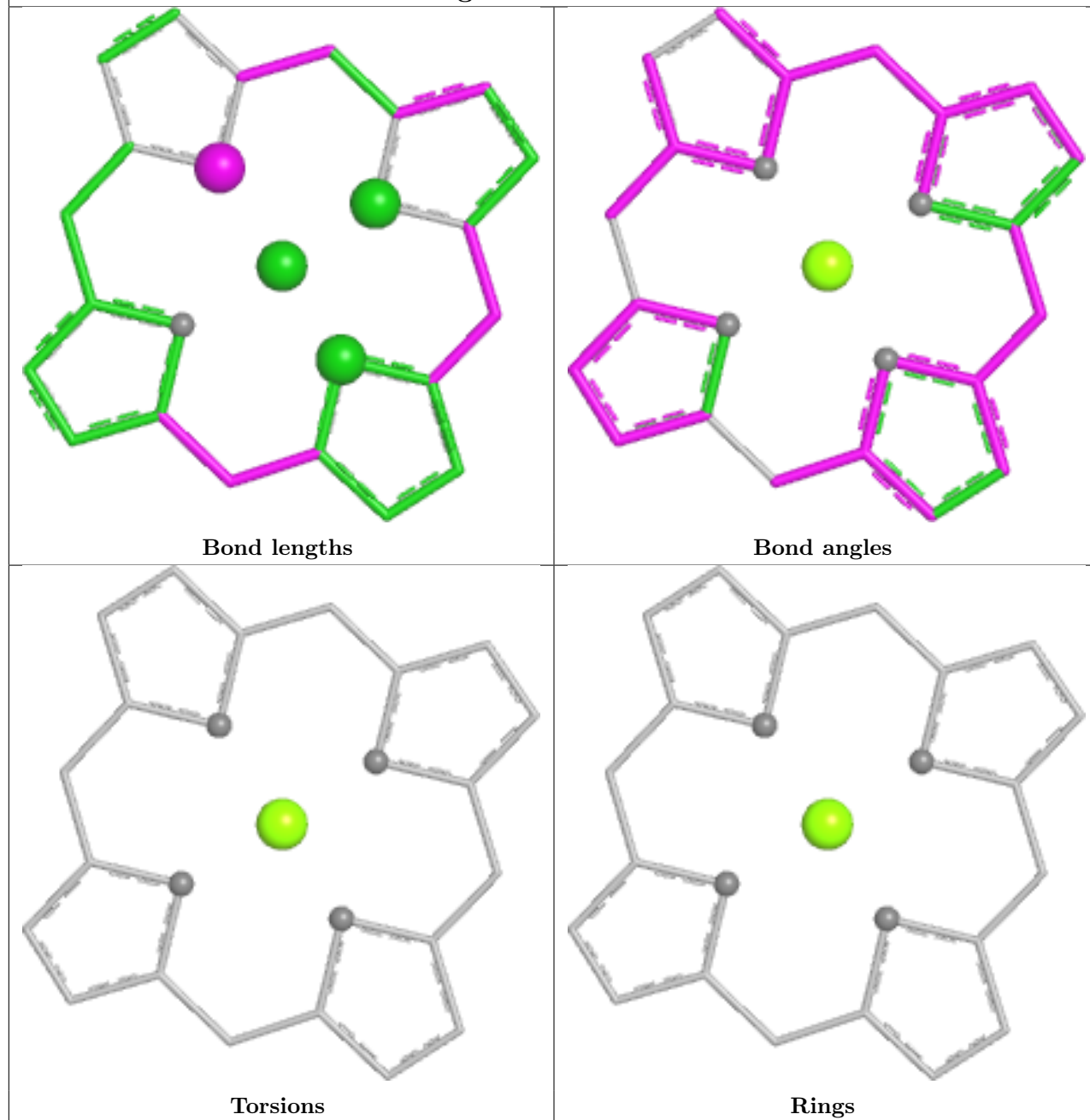


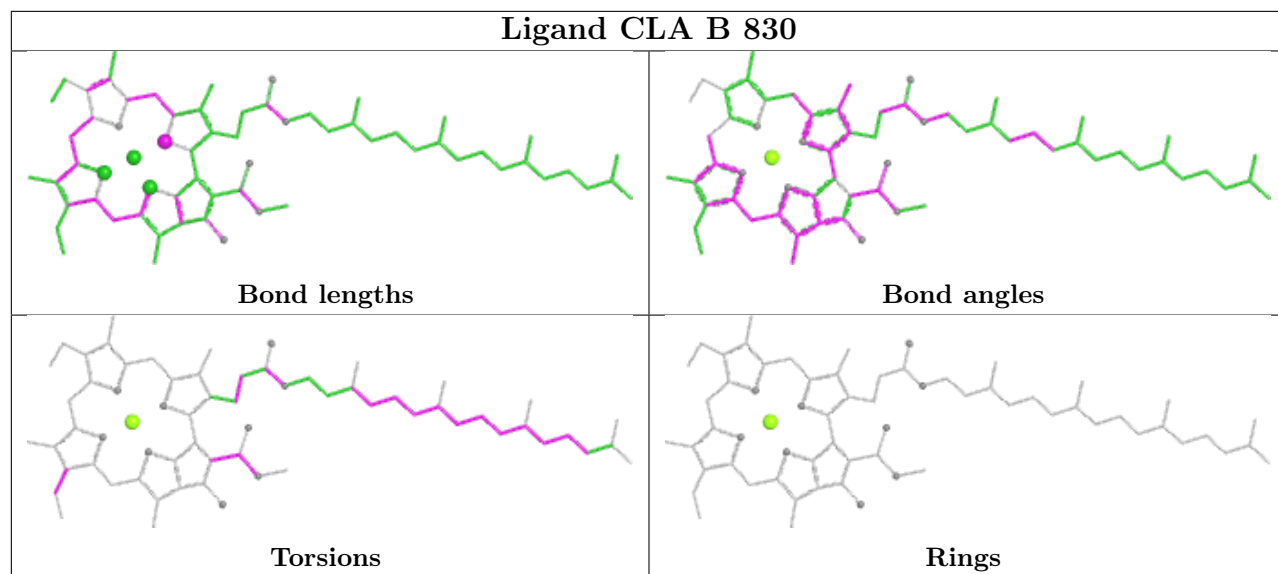


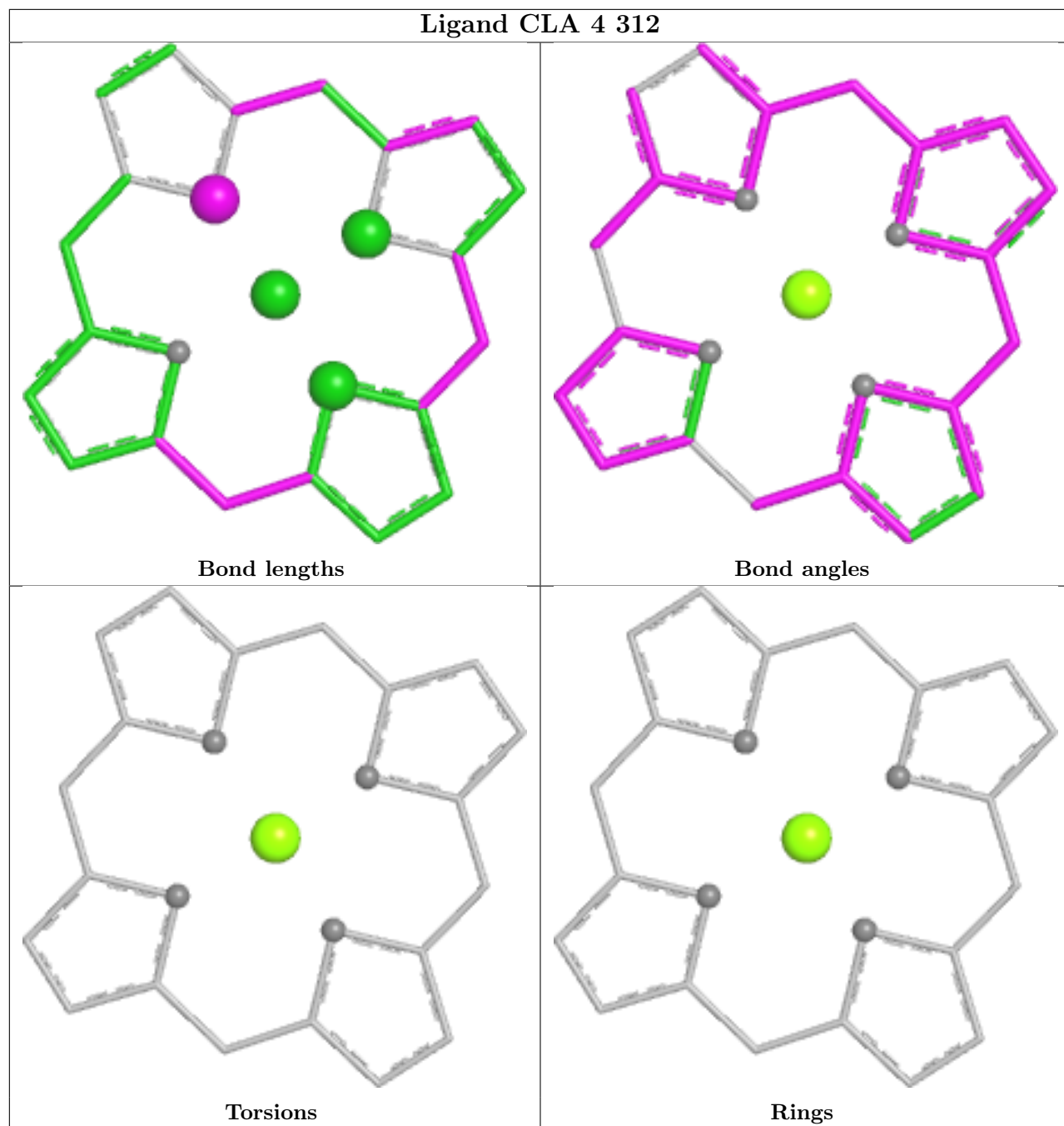


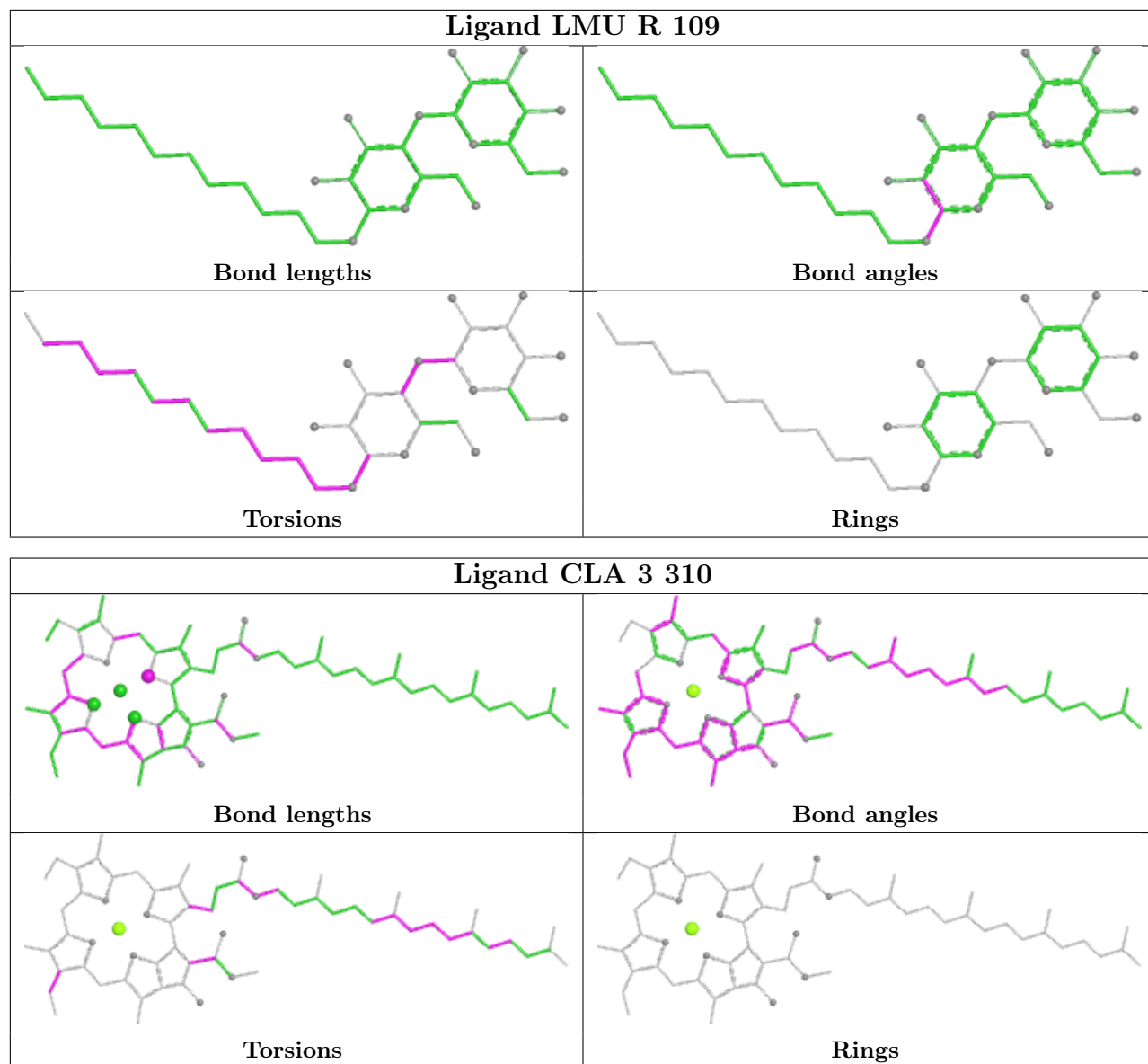


Ligand CLA 1 208

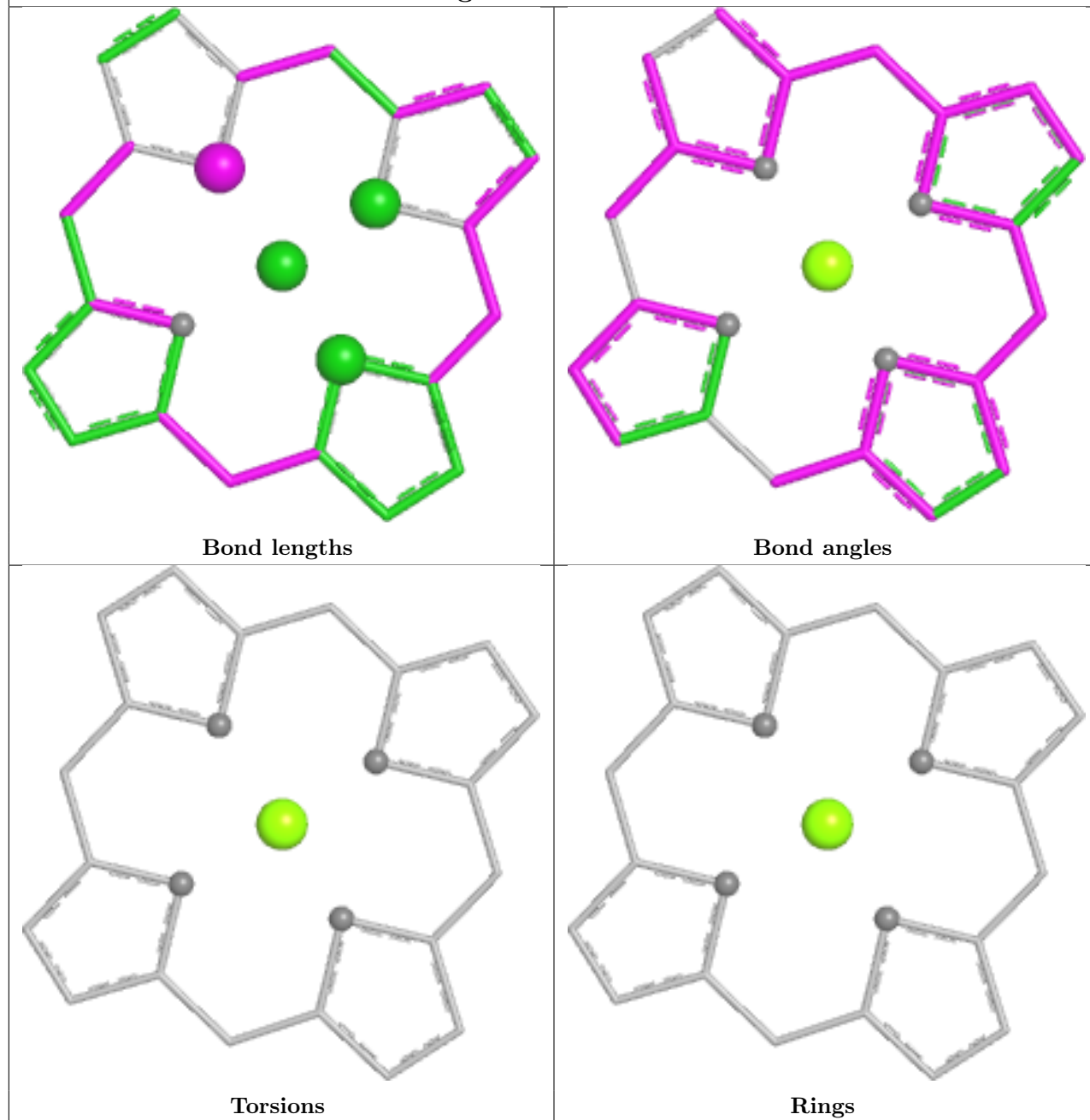


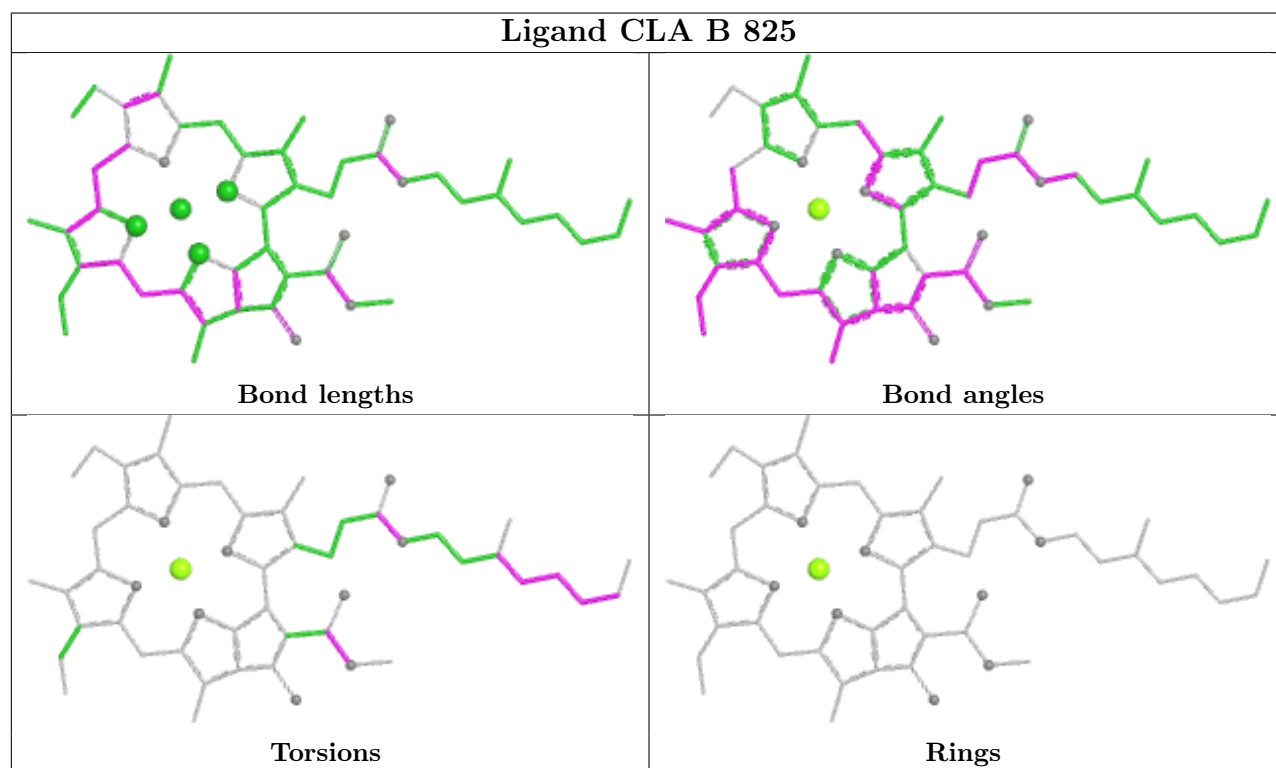
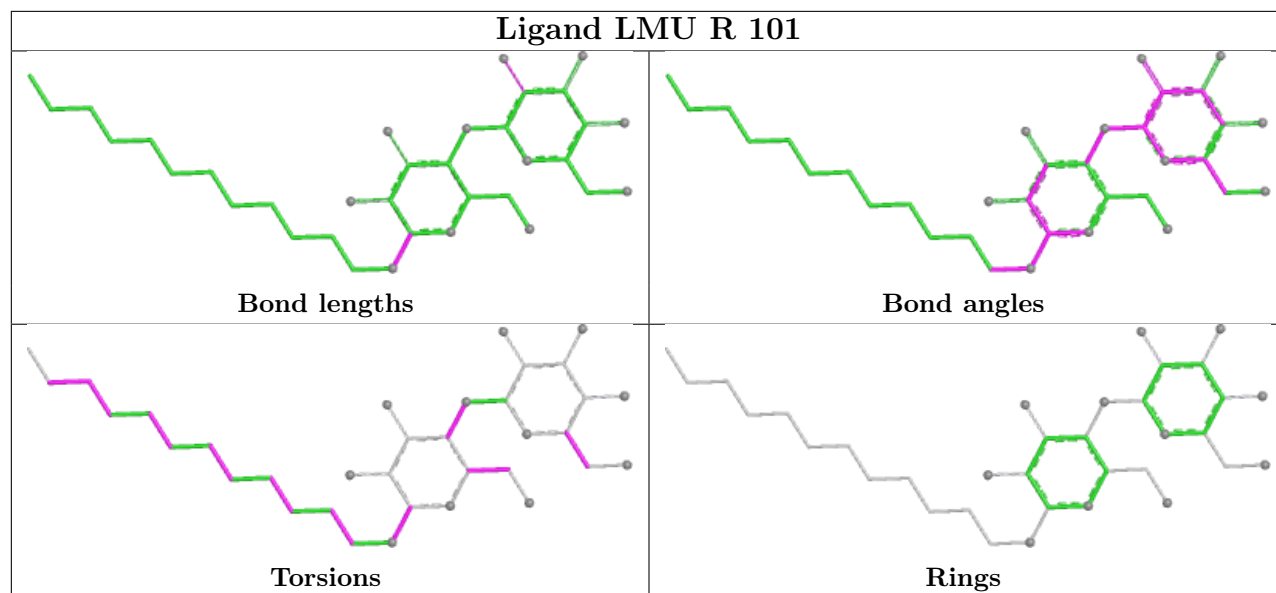


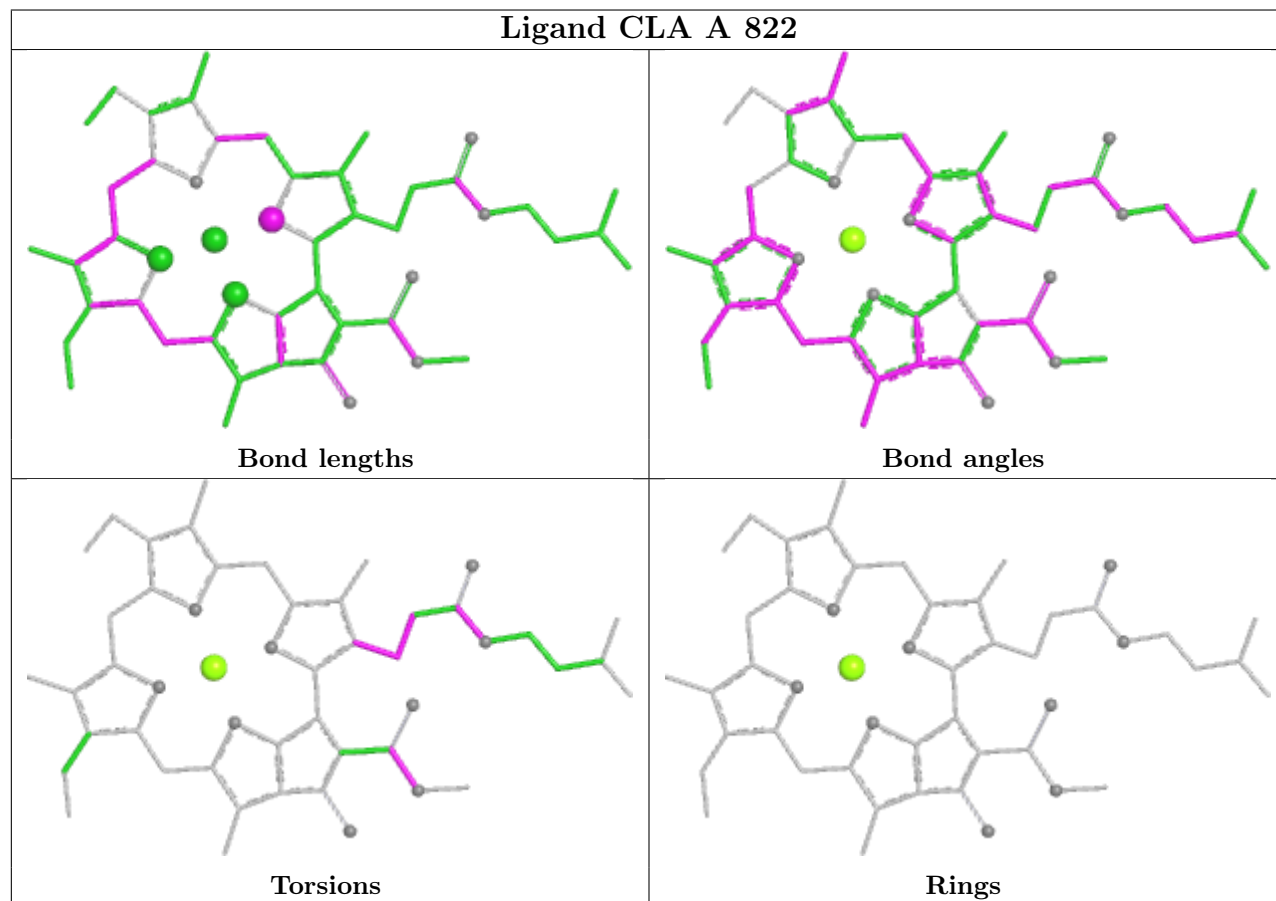
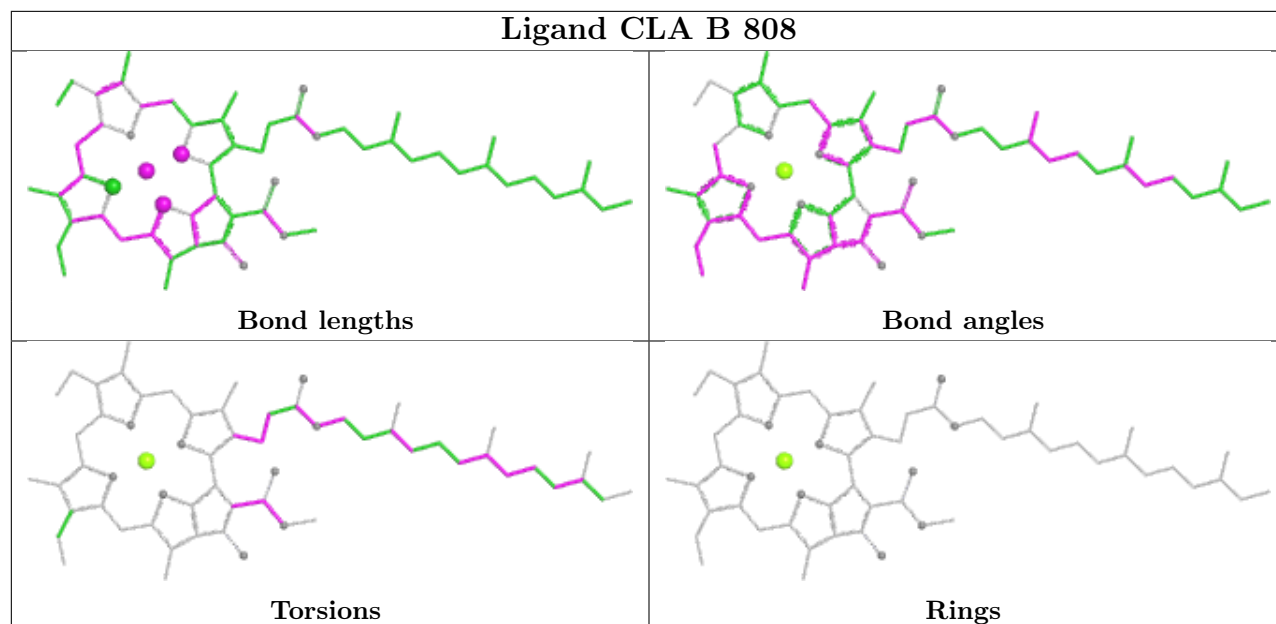


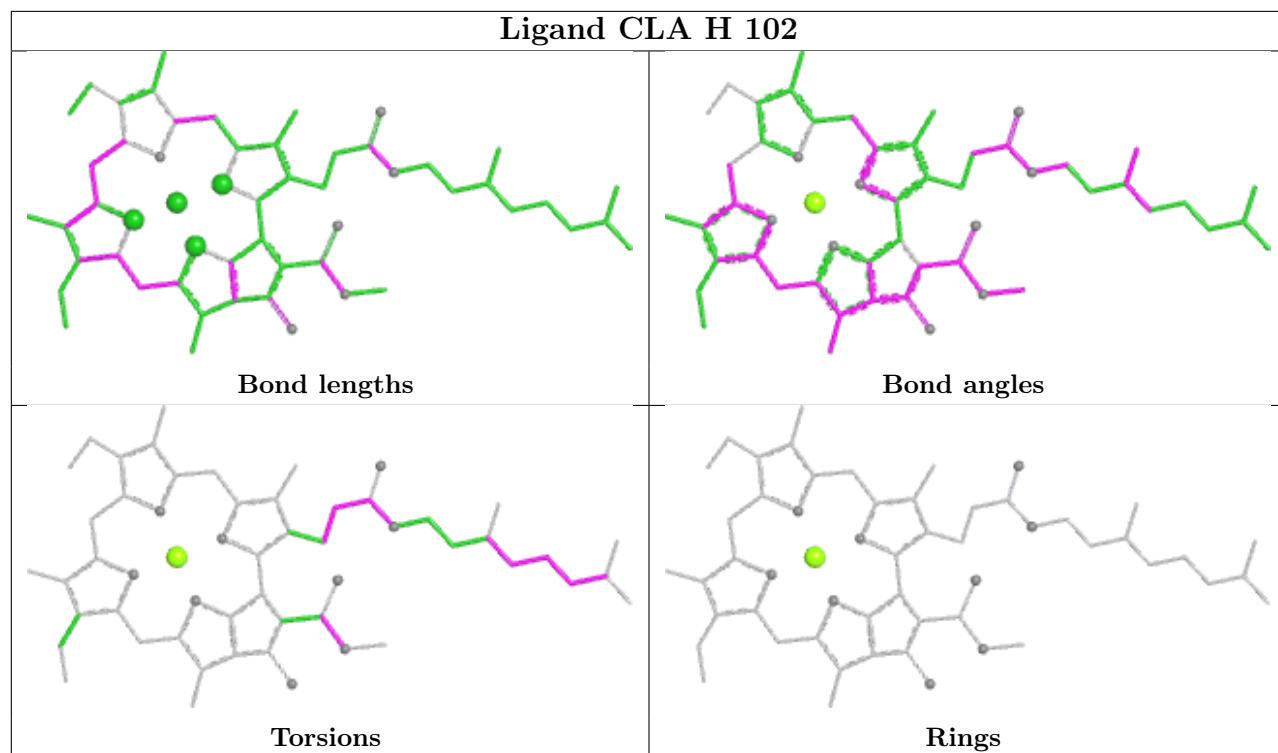


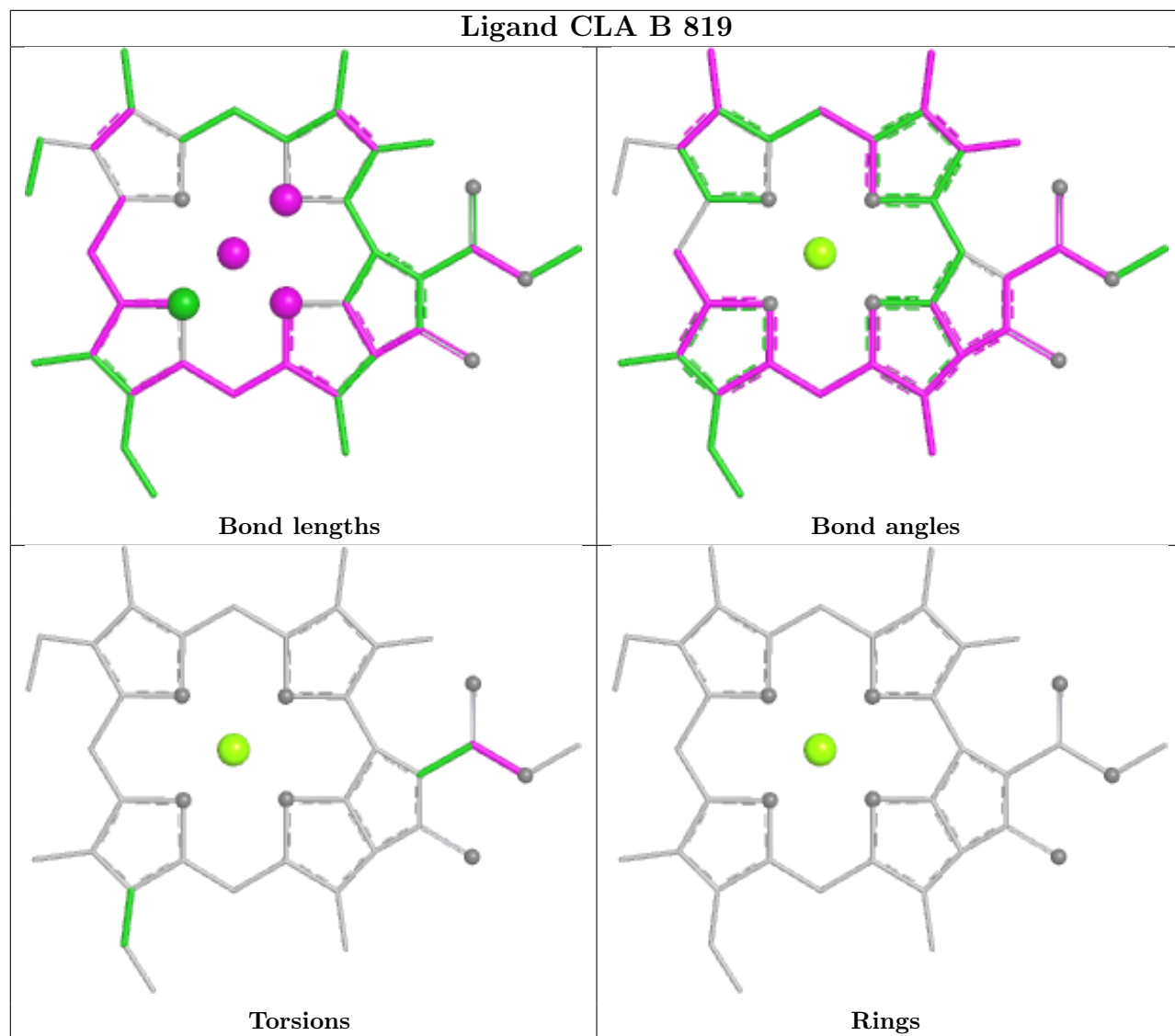
Ligand CLA 2 309

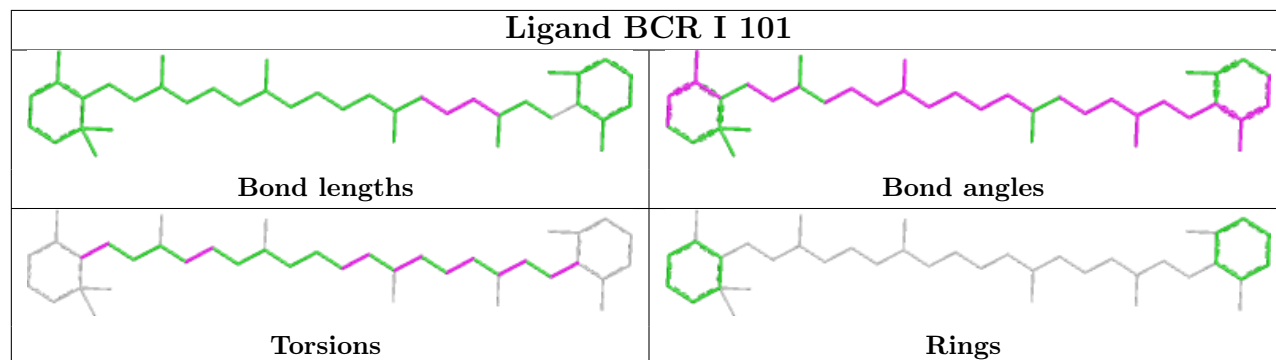
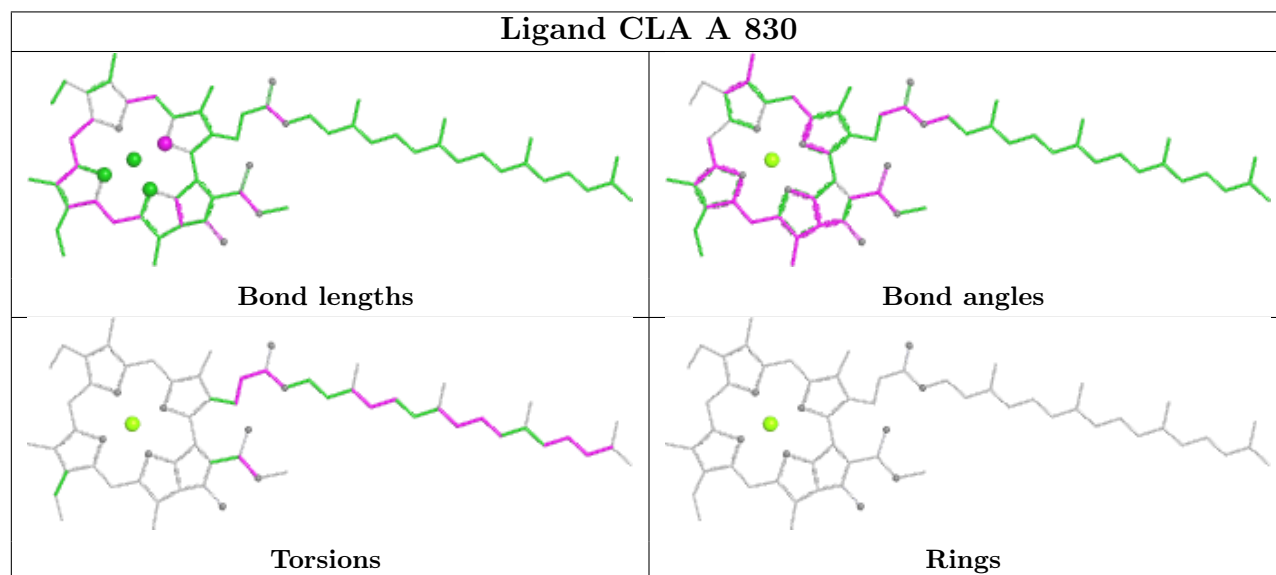
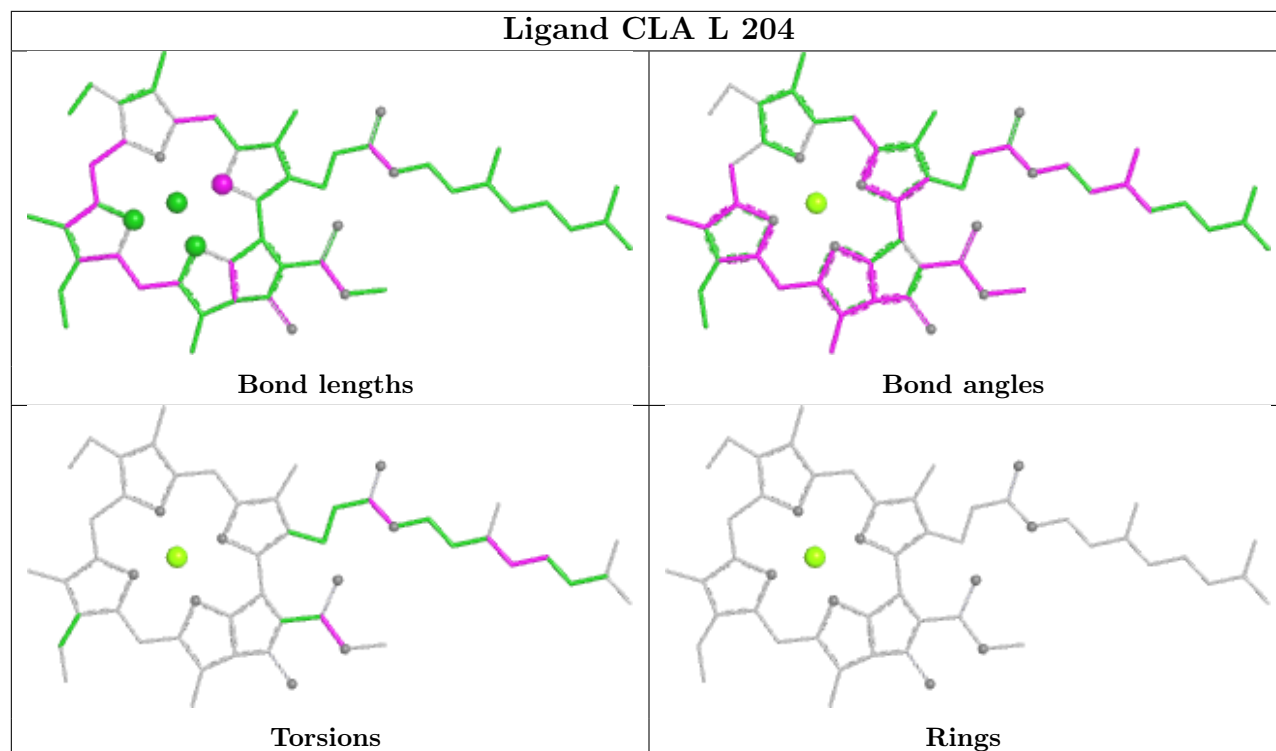


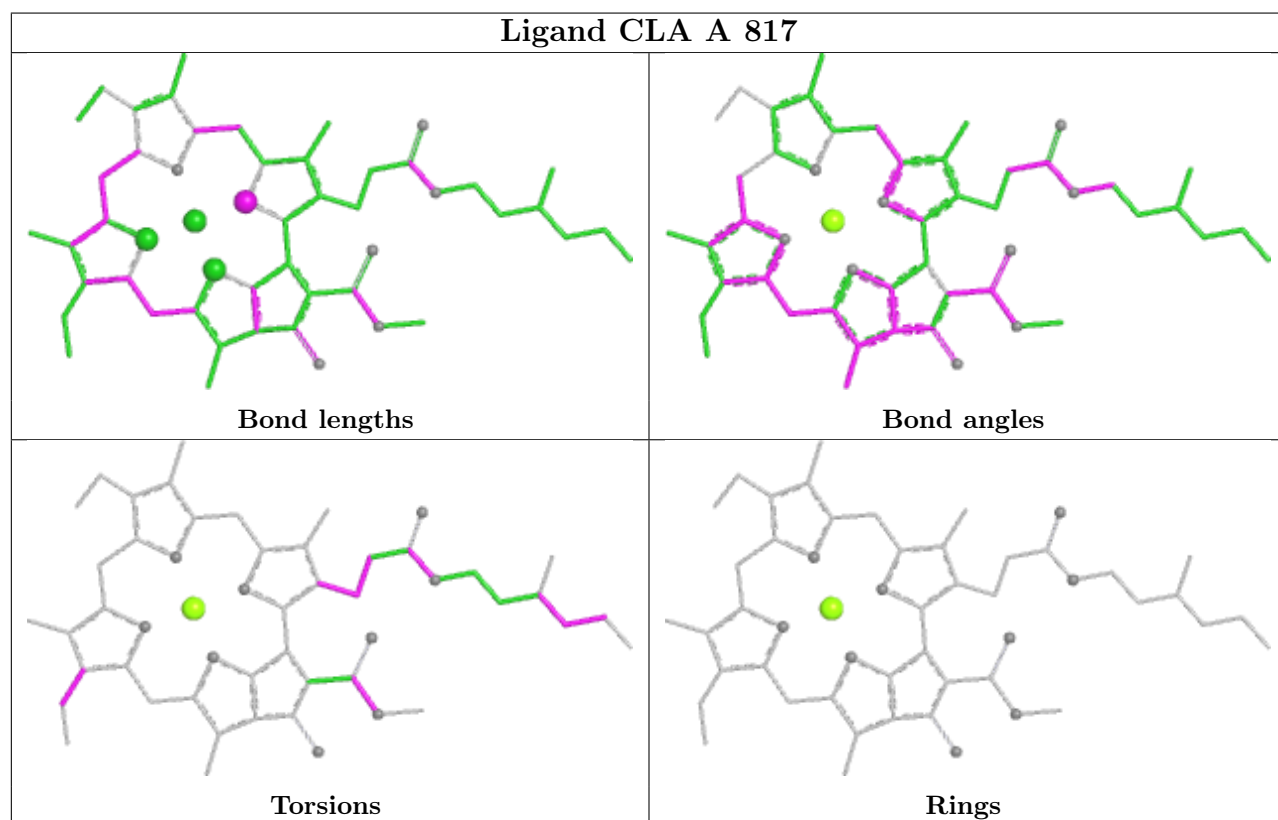
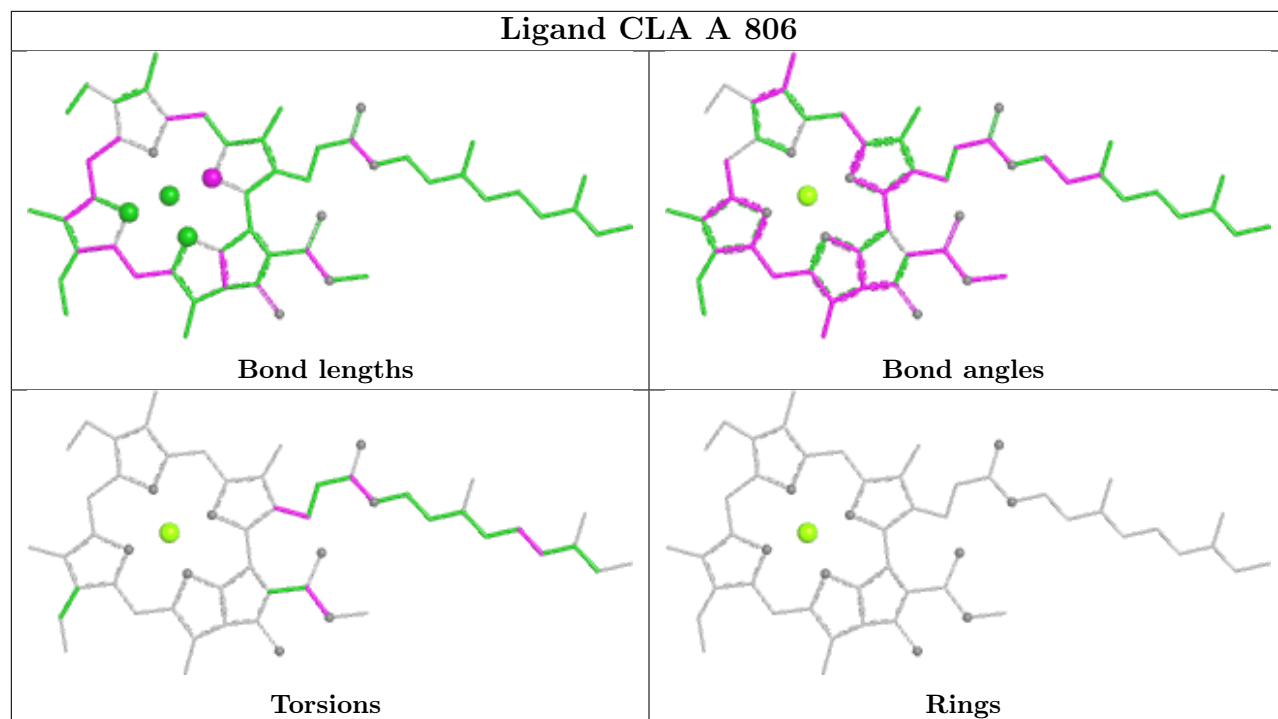


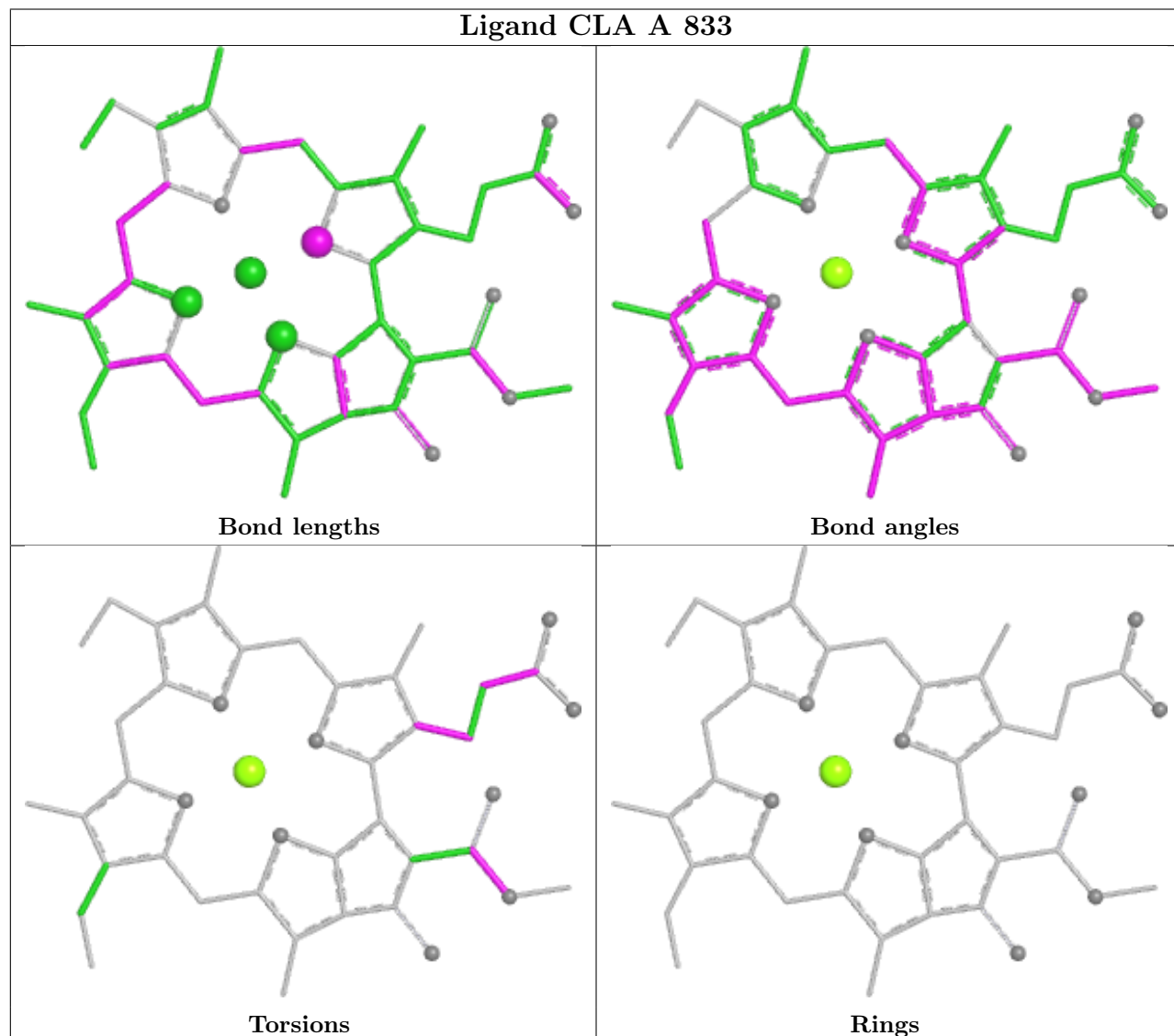
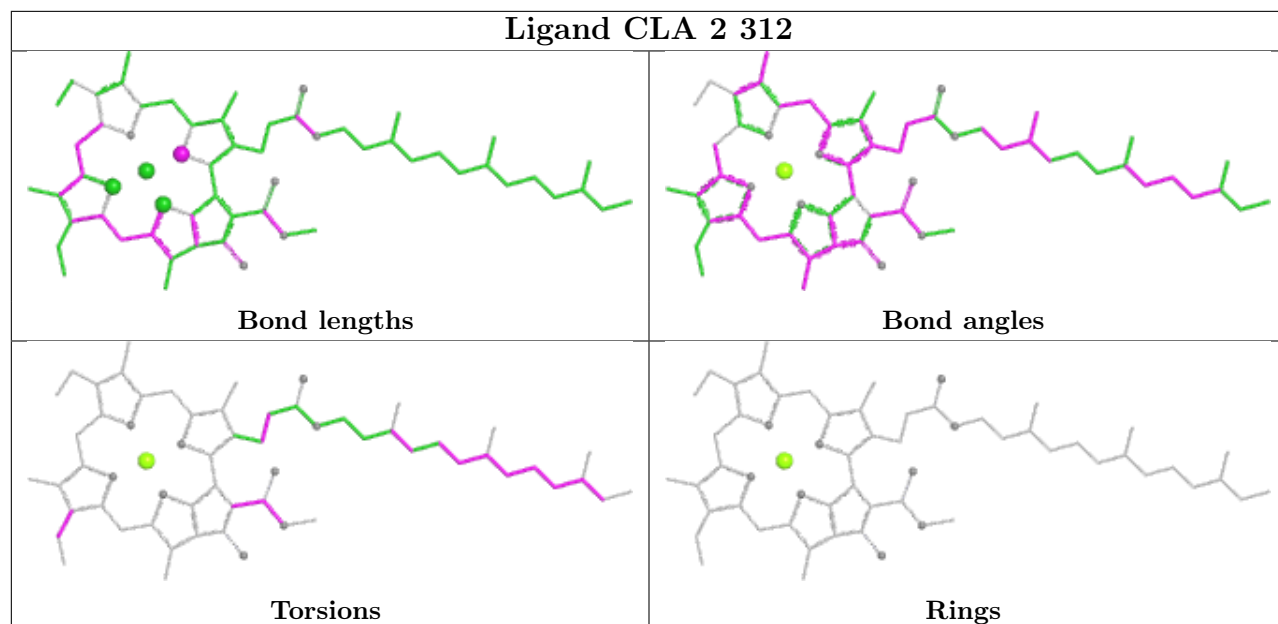


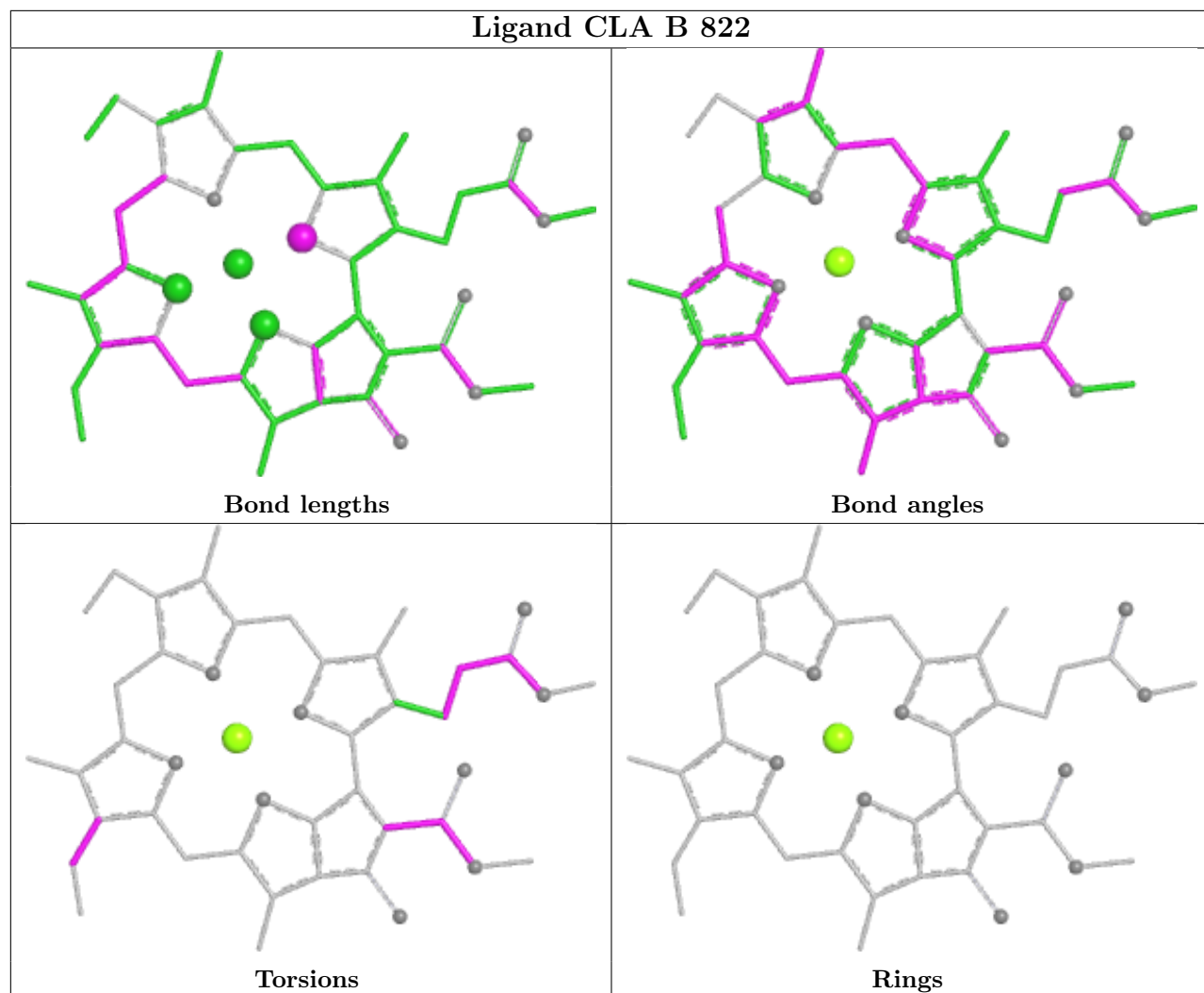


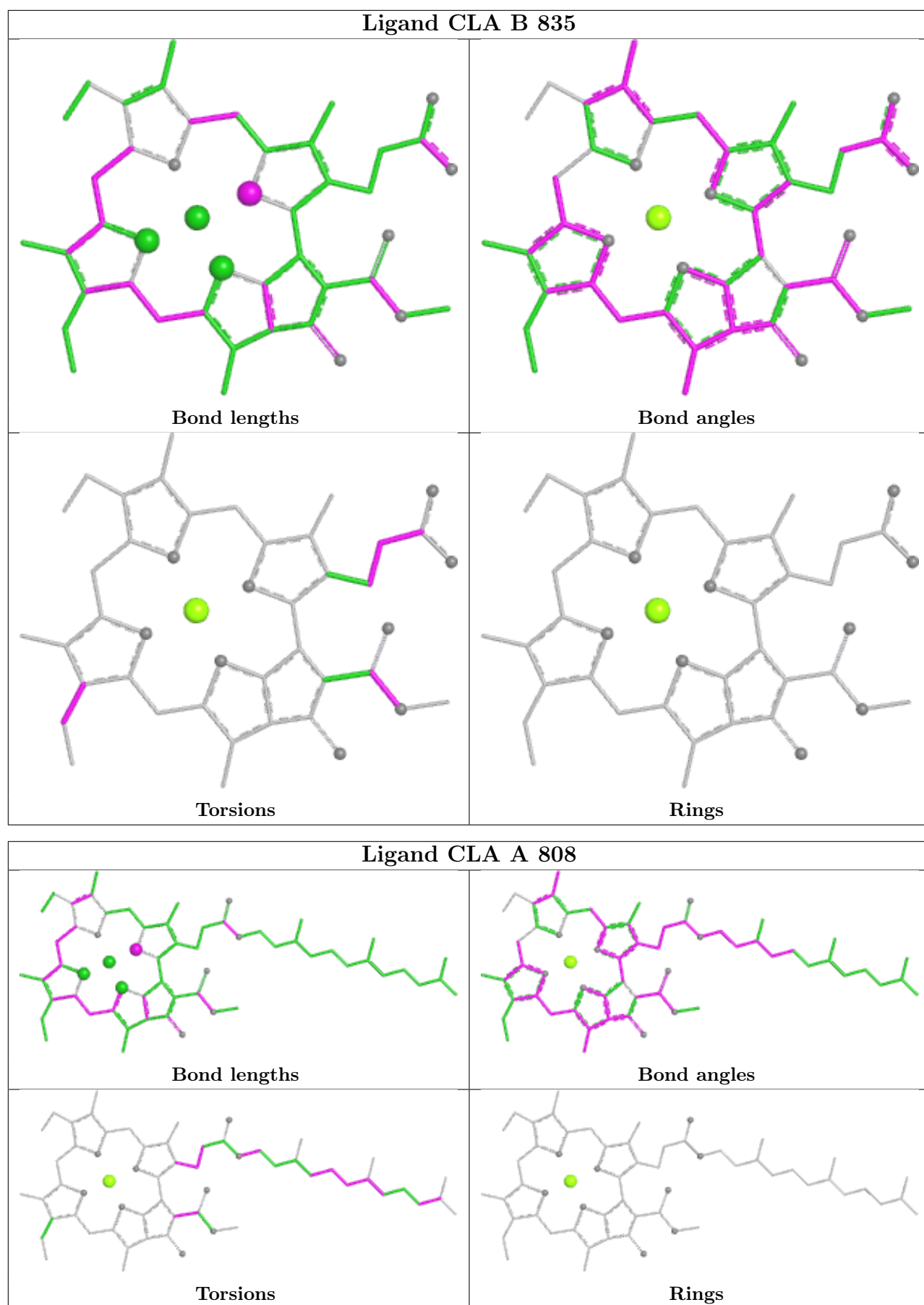


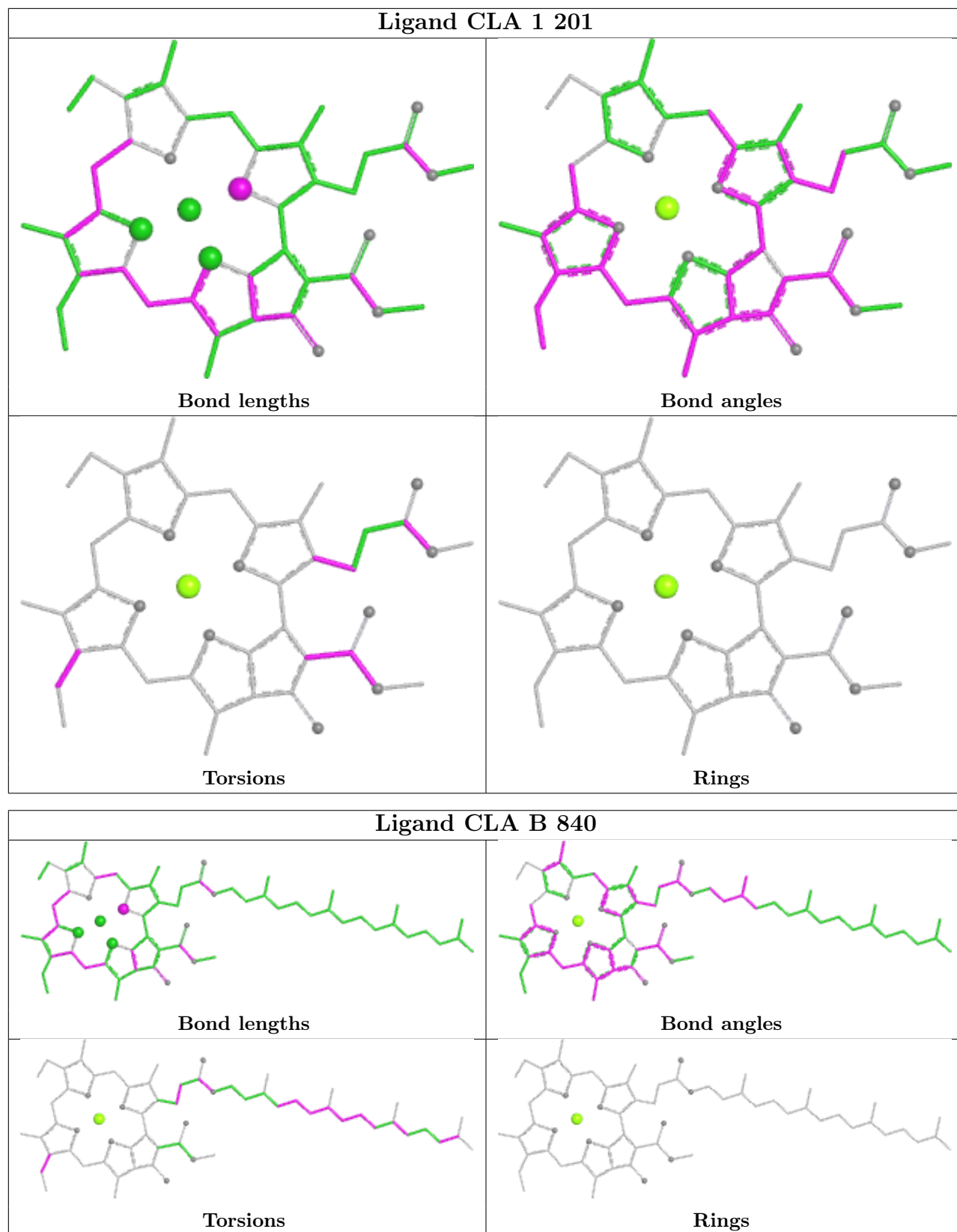


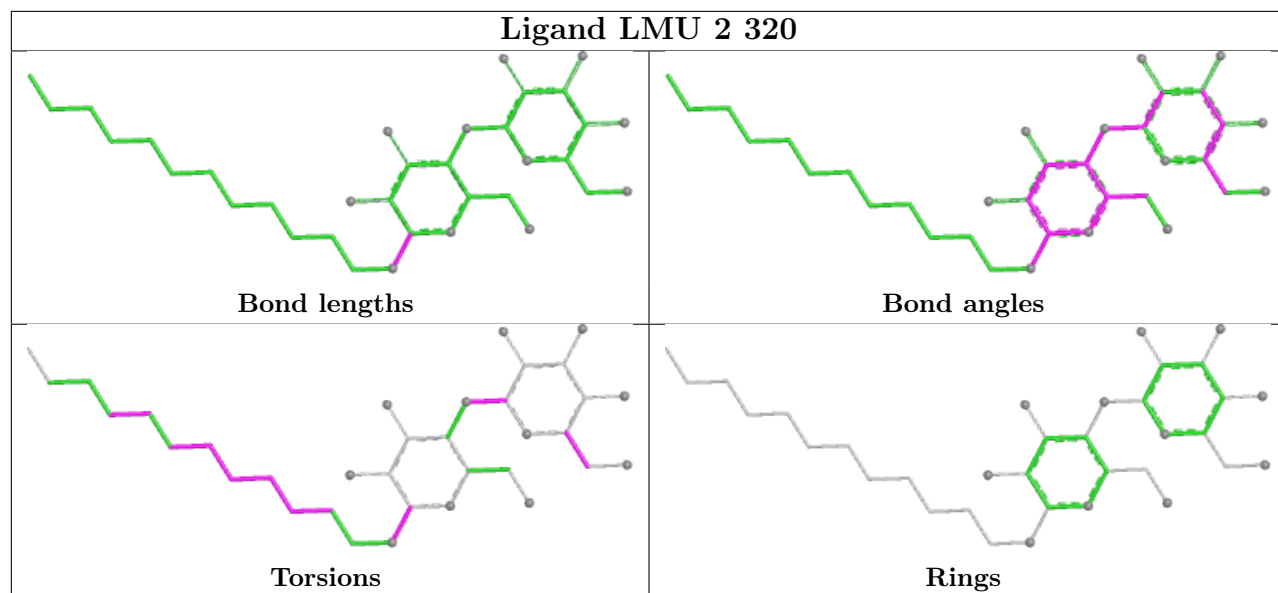




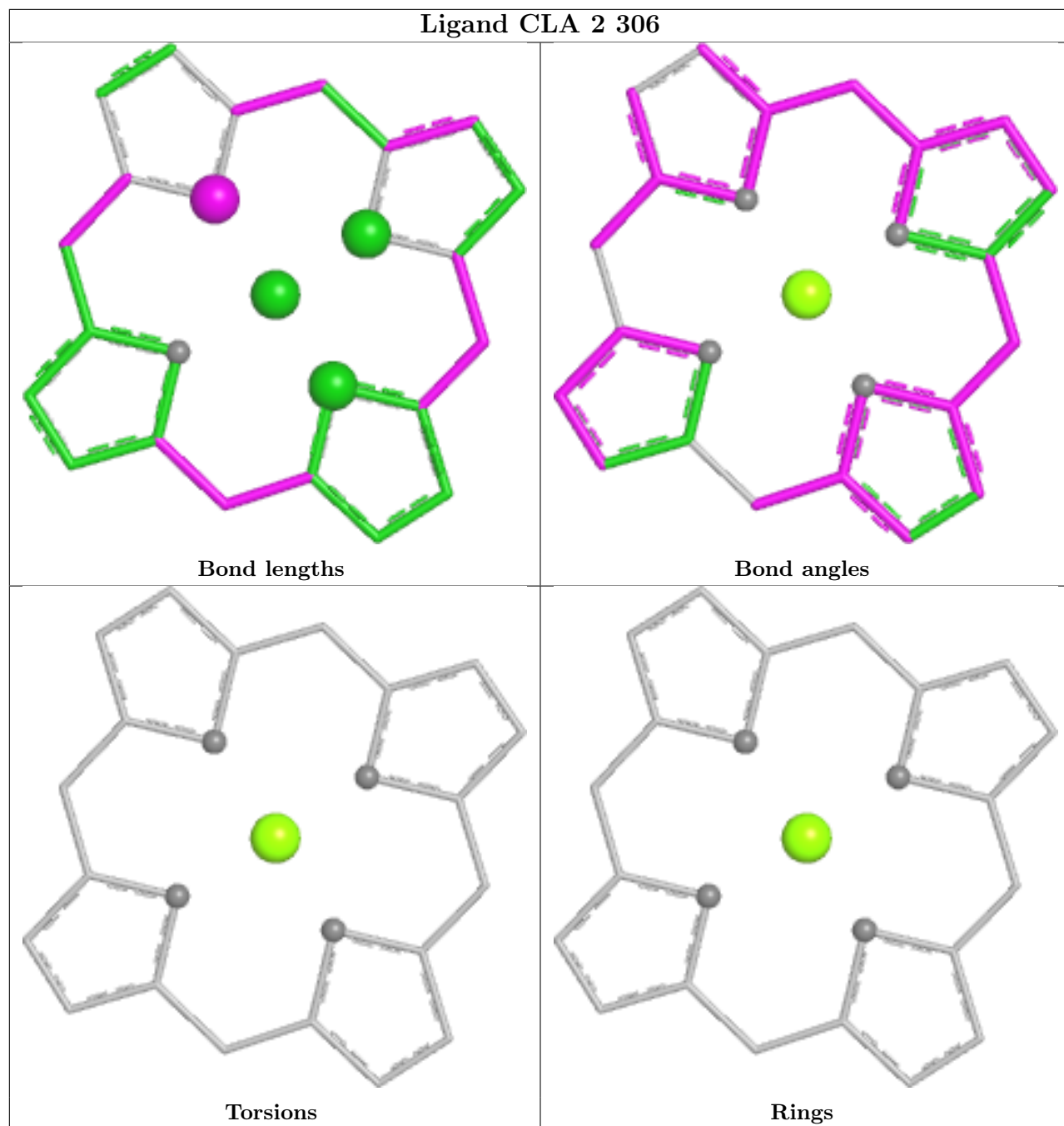


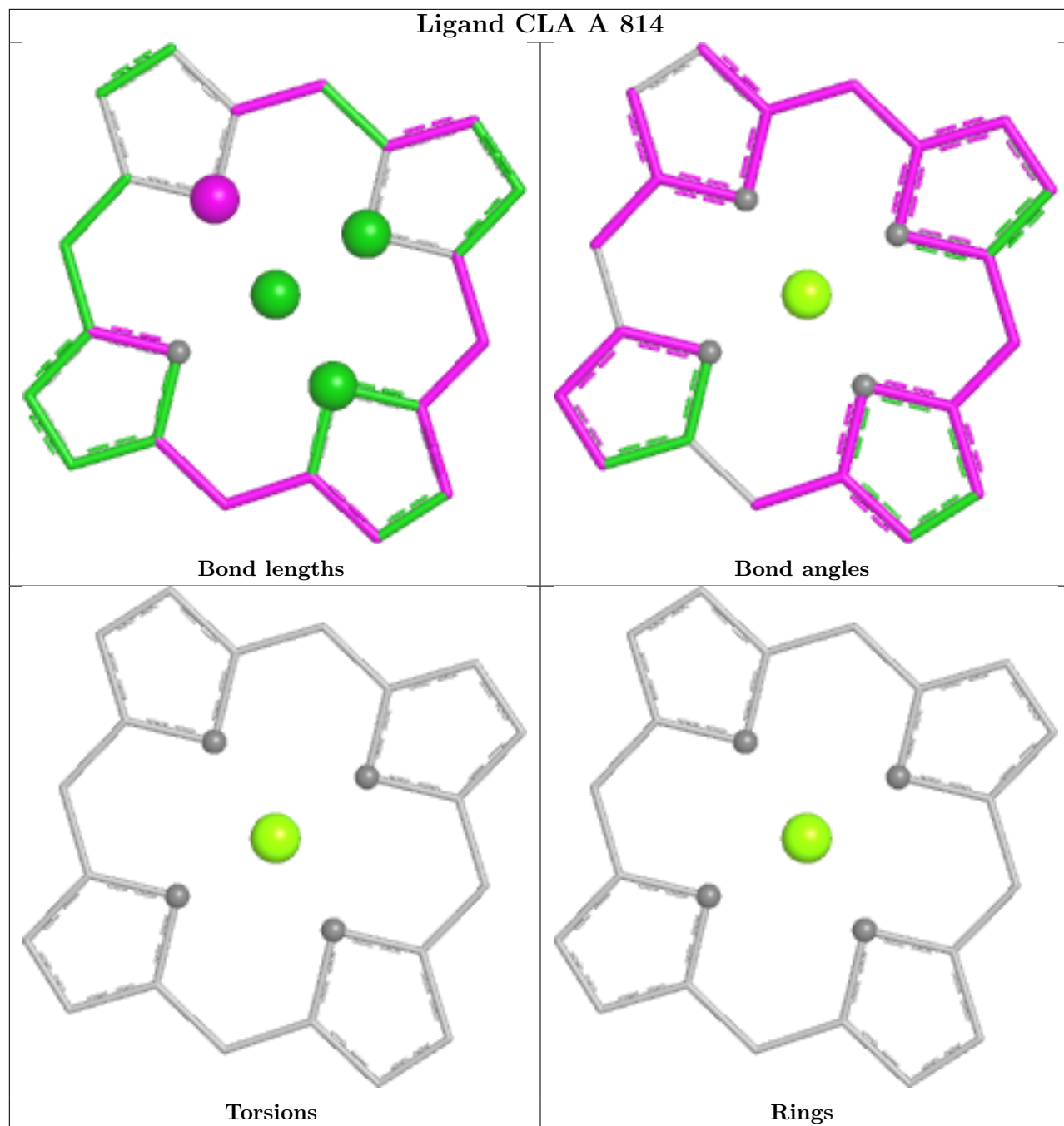


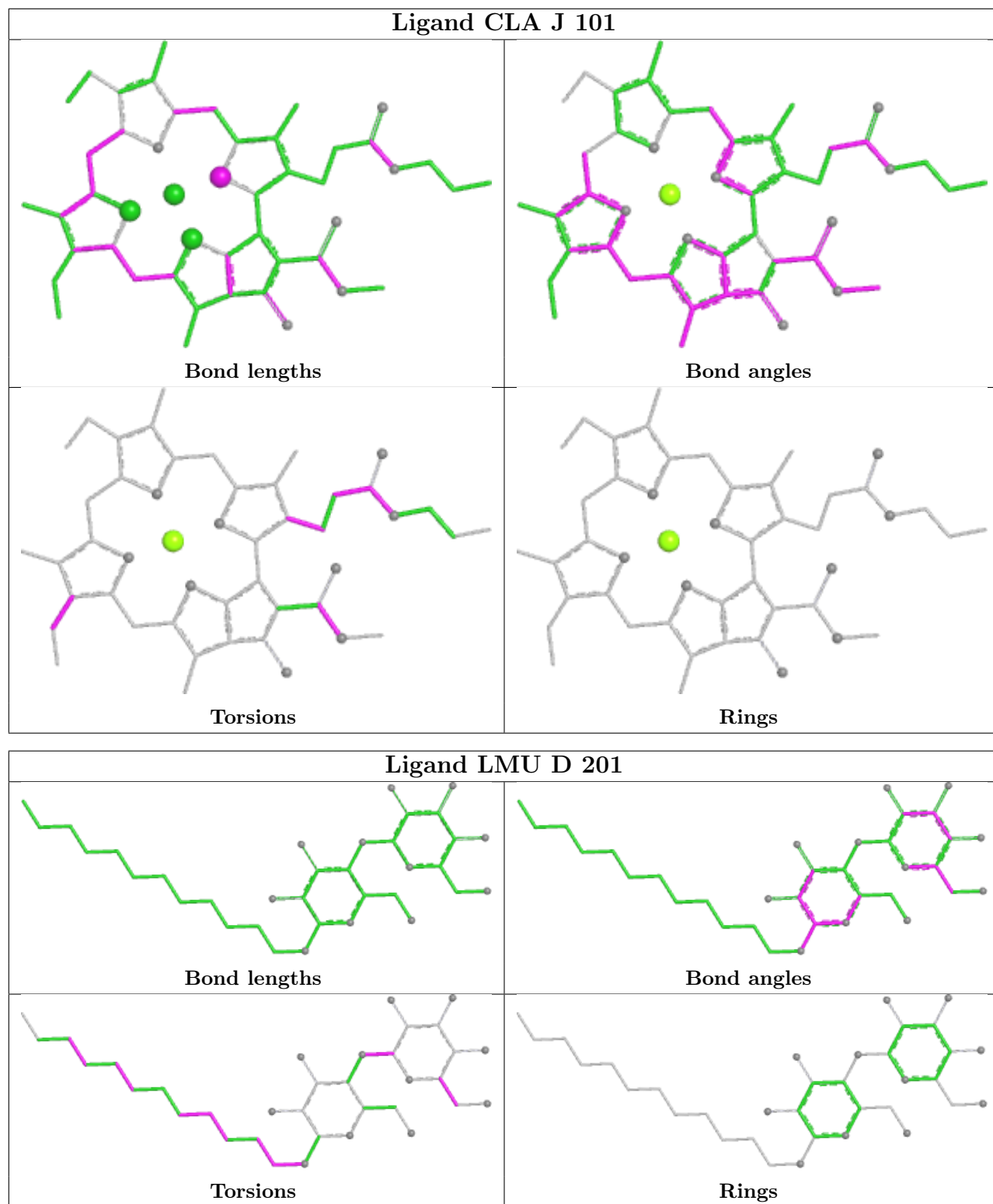


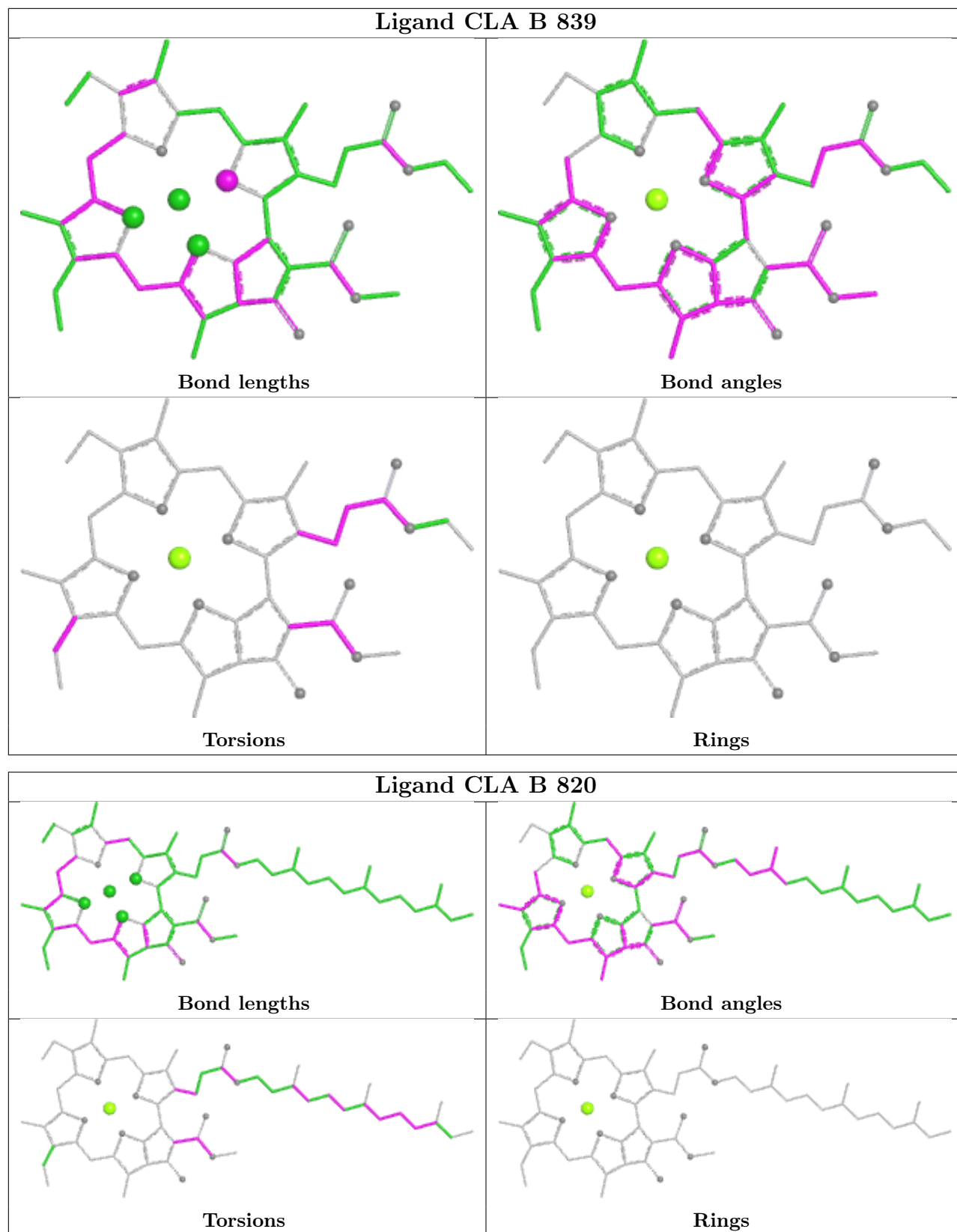


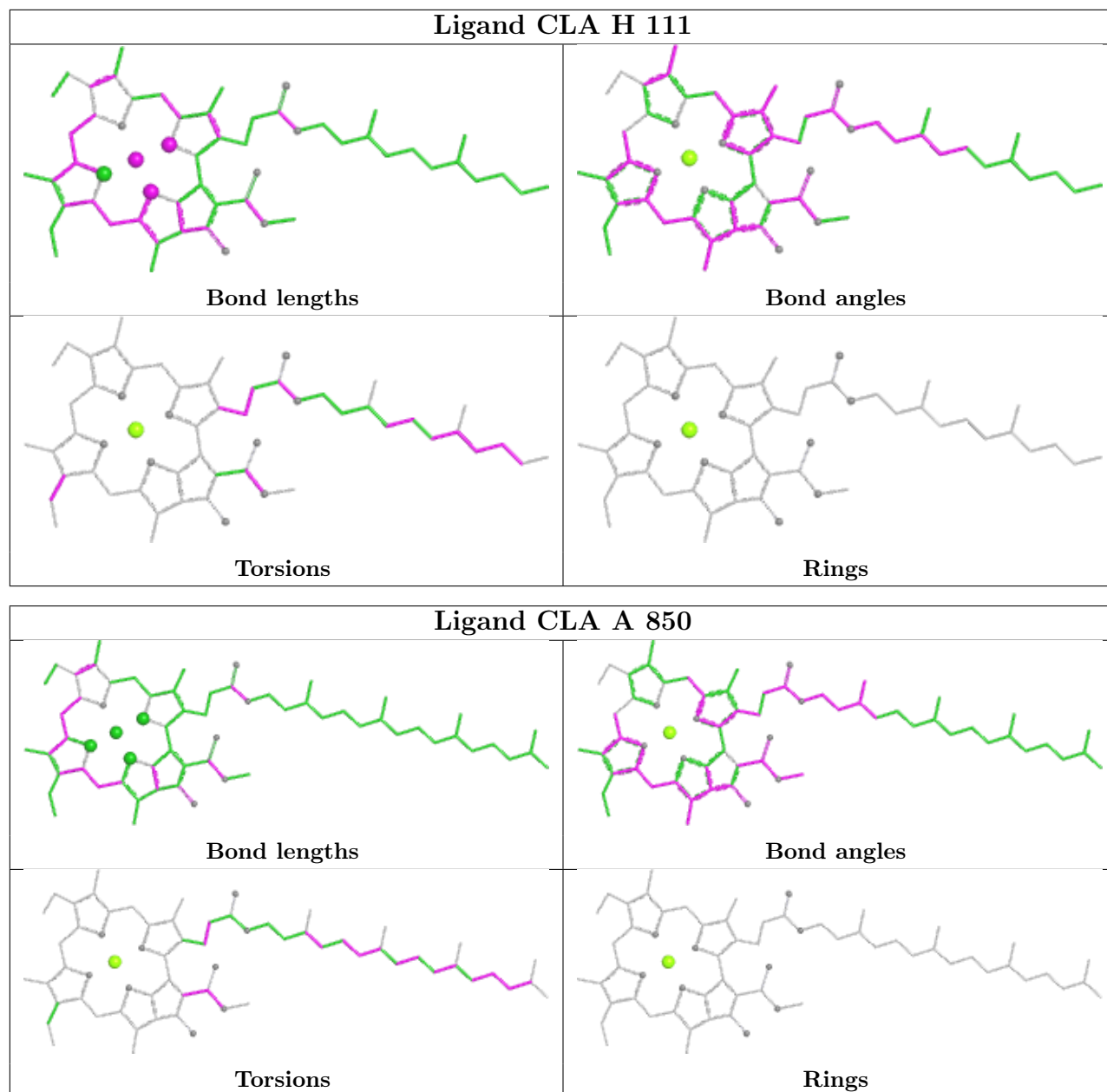
Ligand CLA 2 306

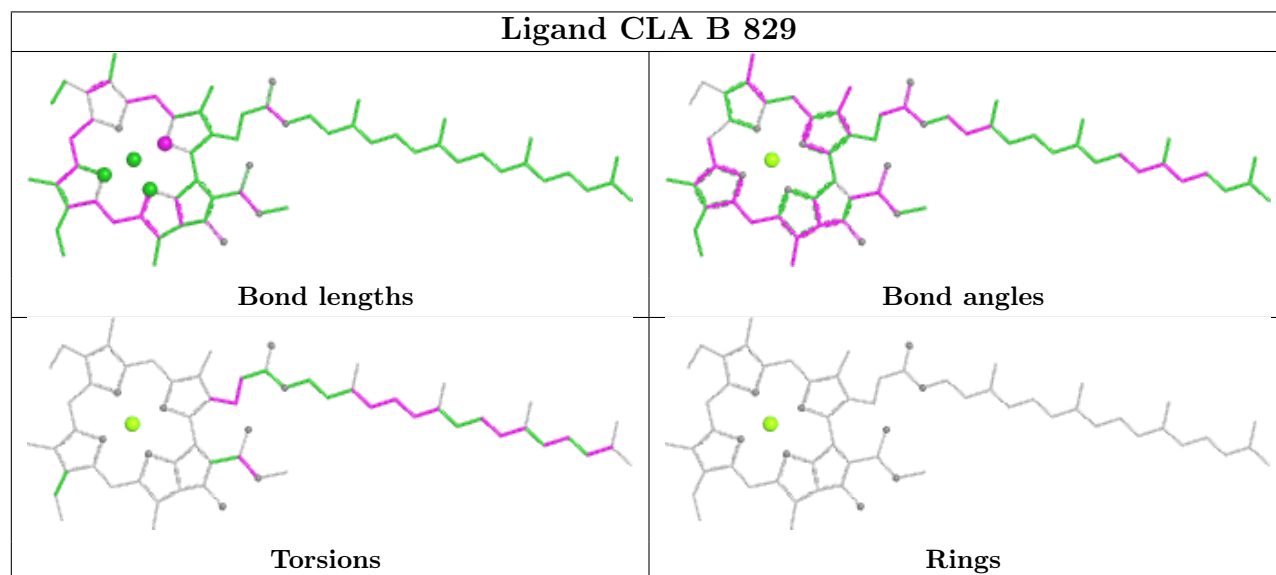
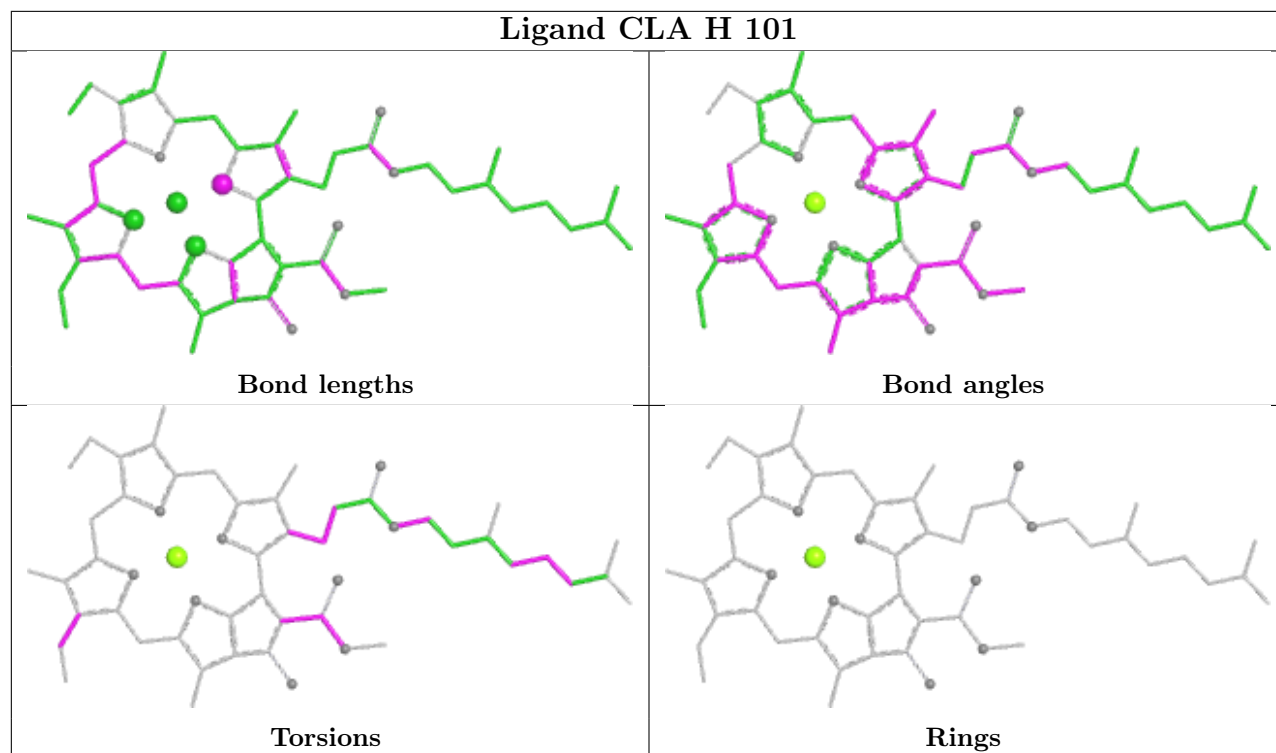


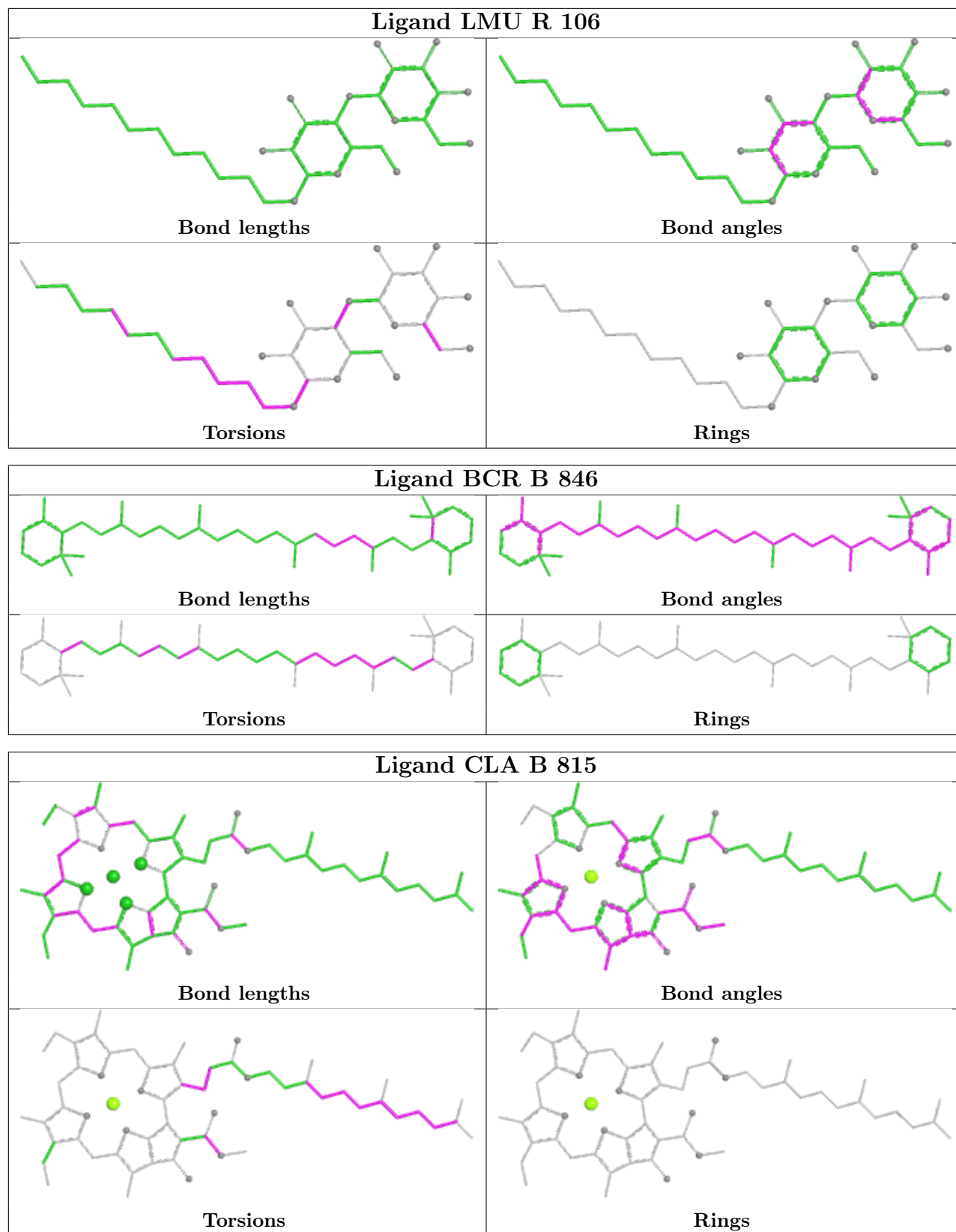


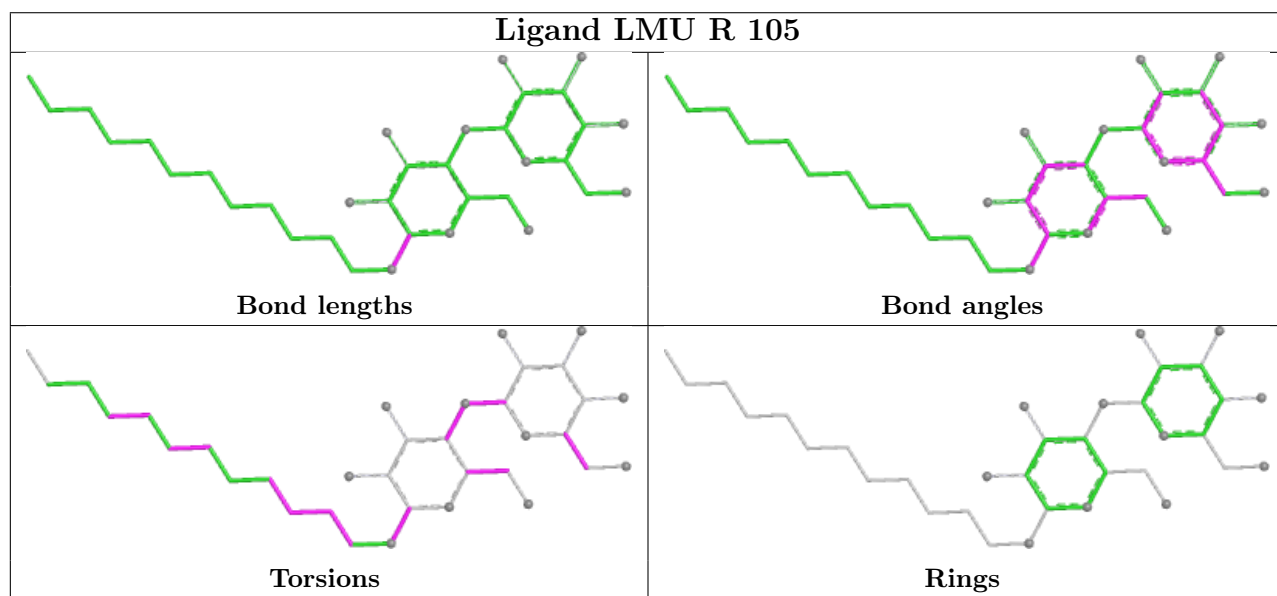
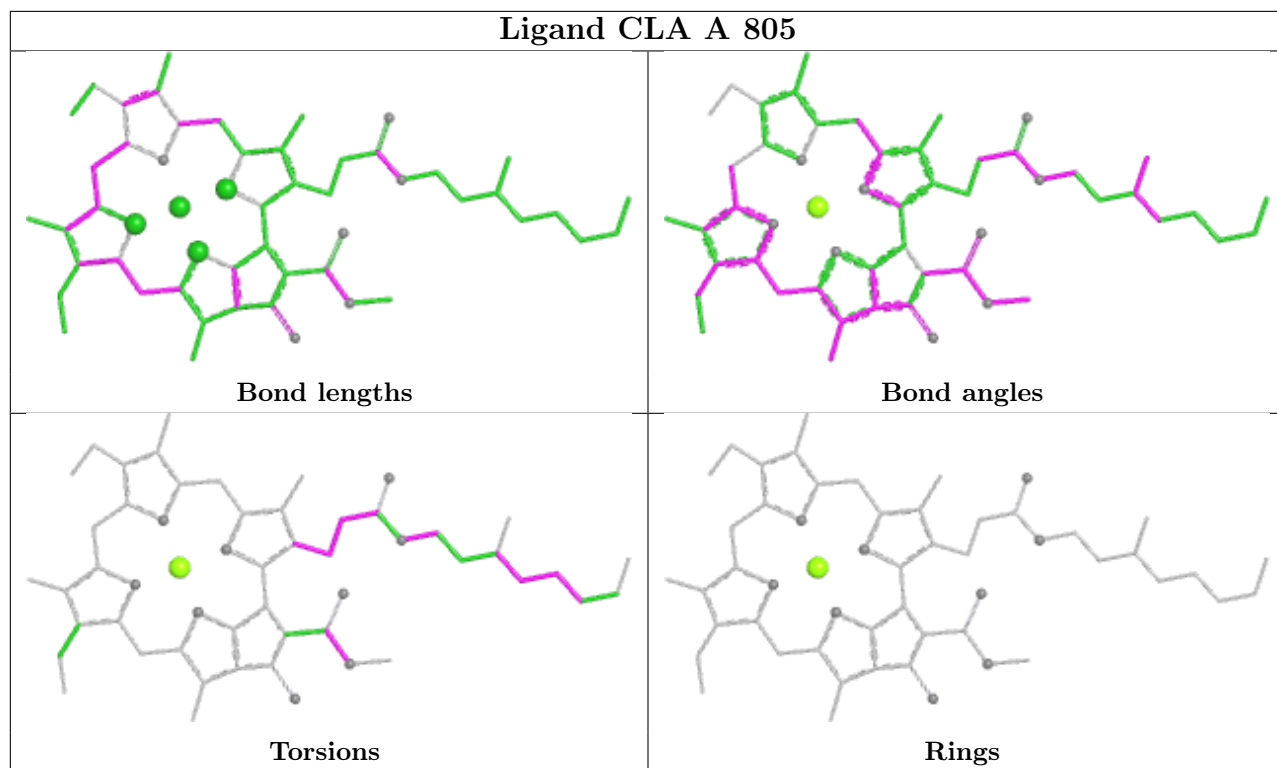


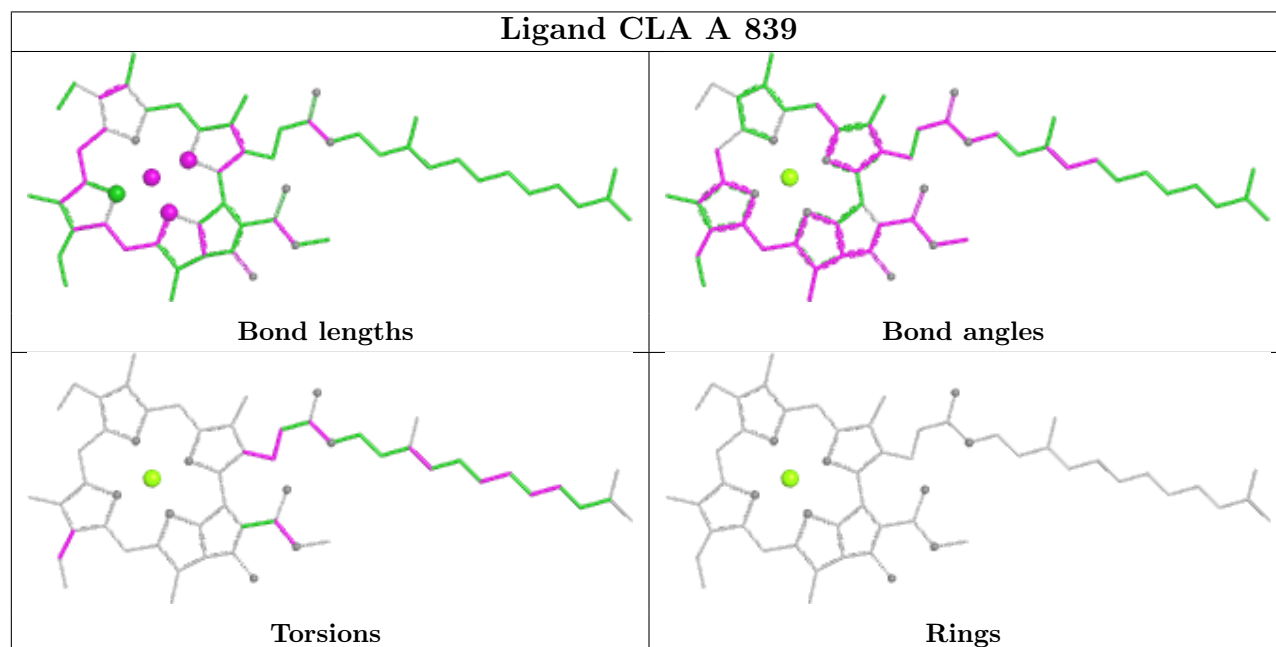
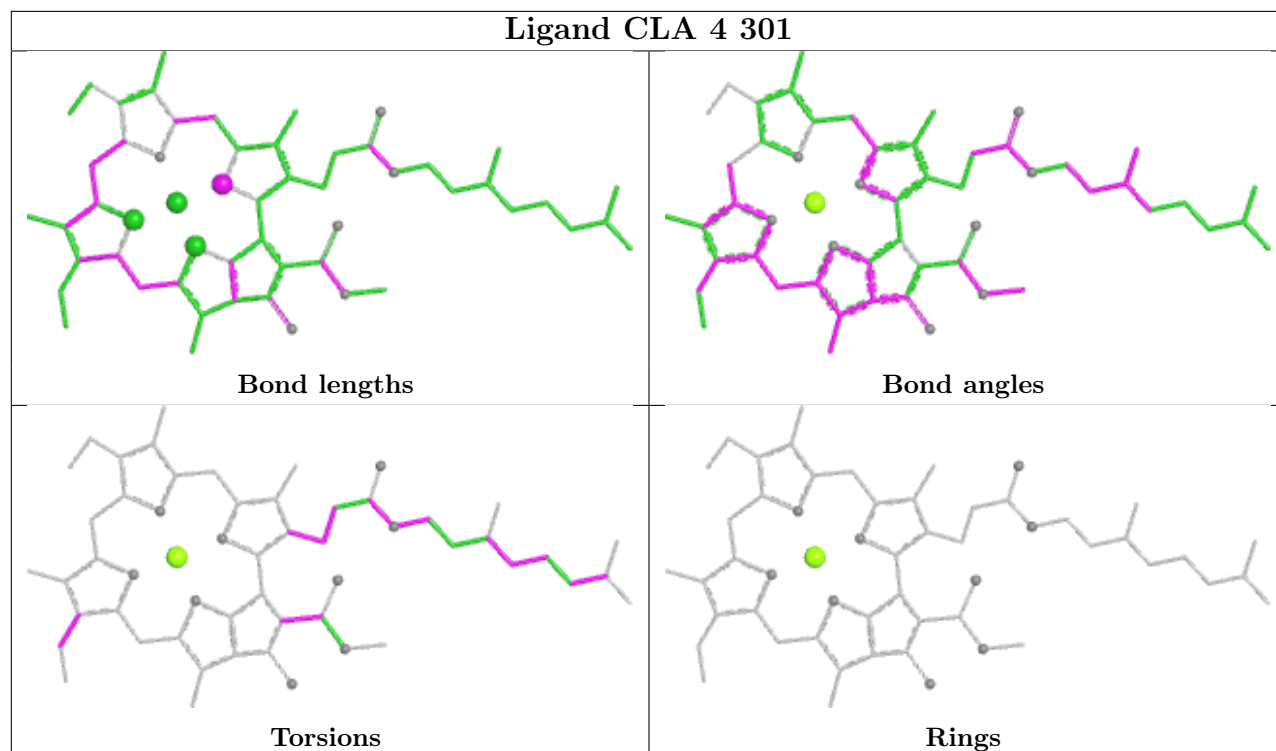


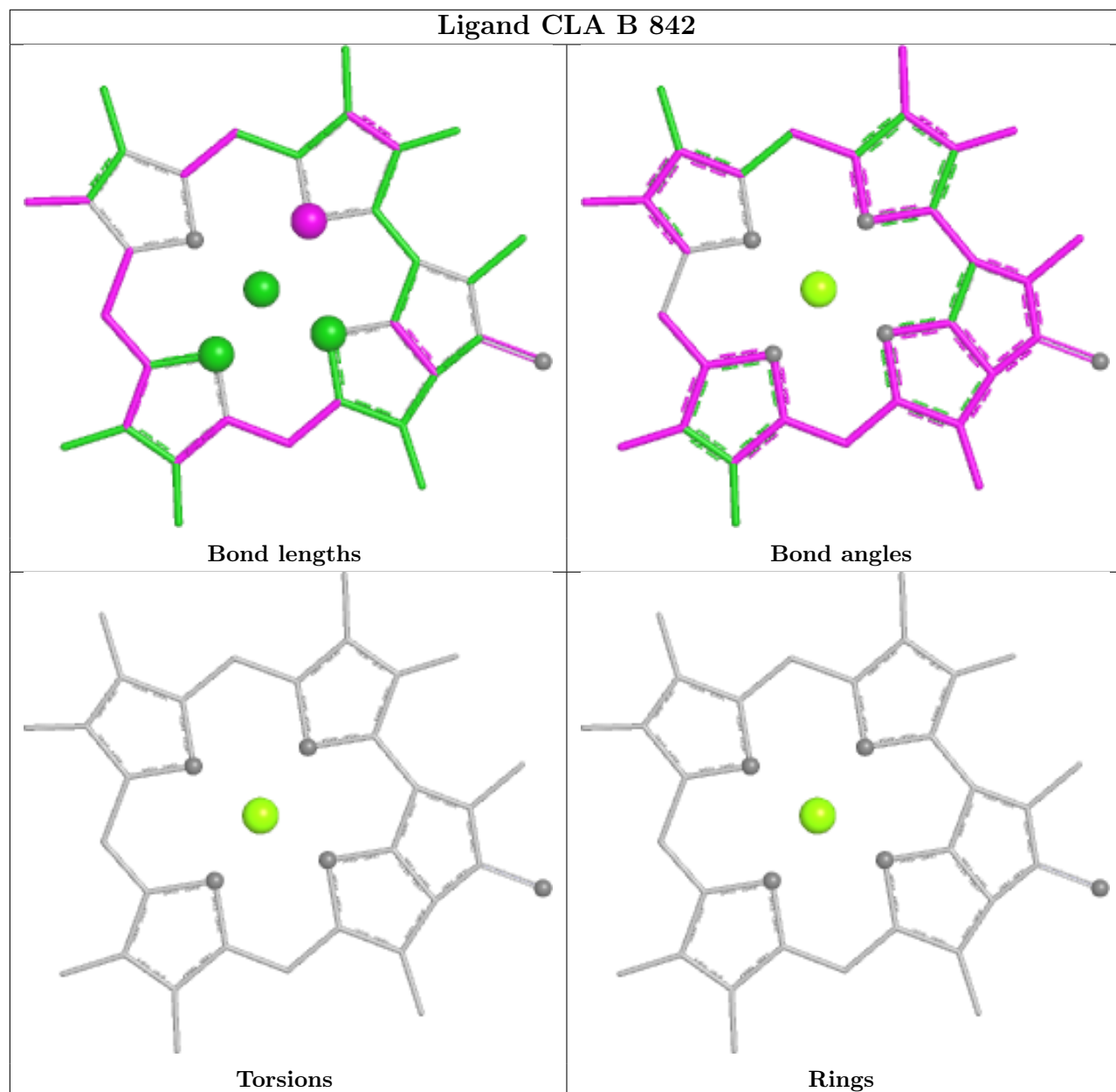




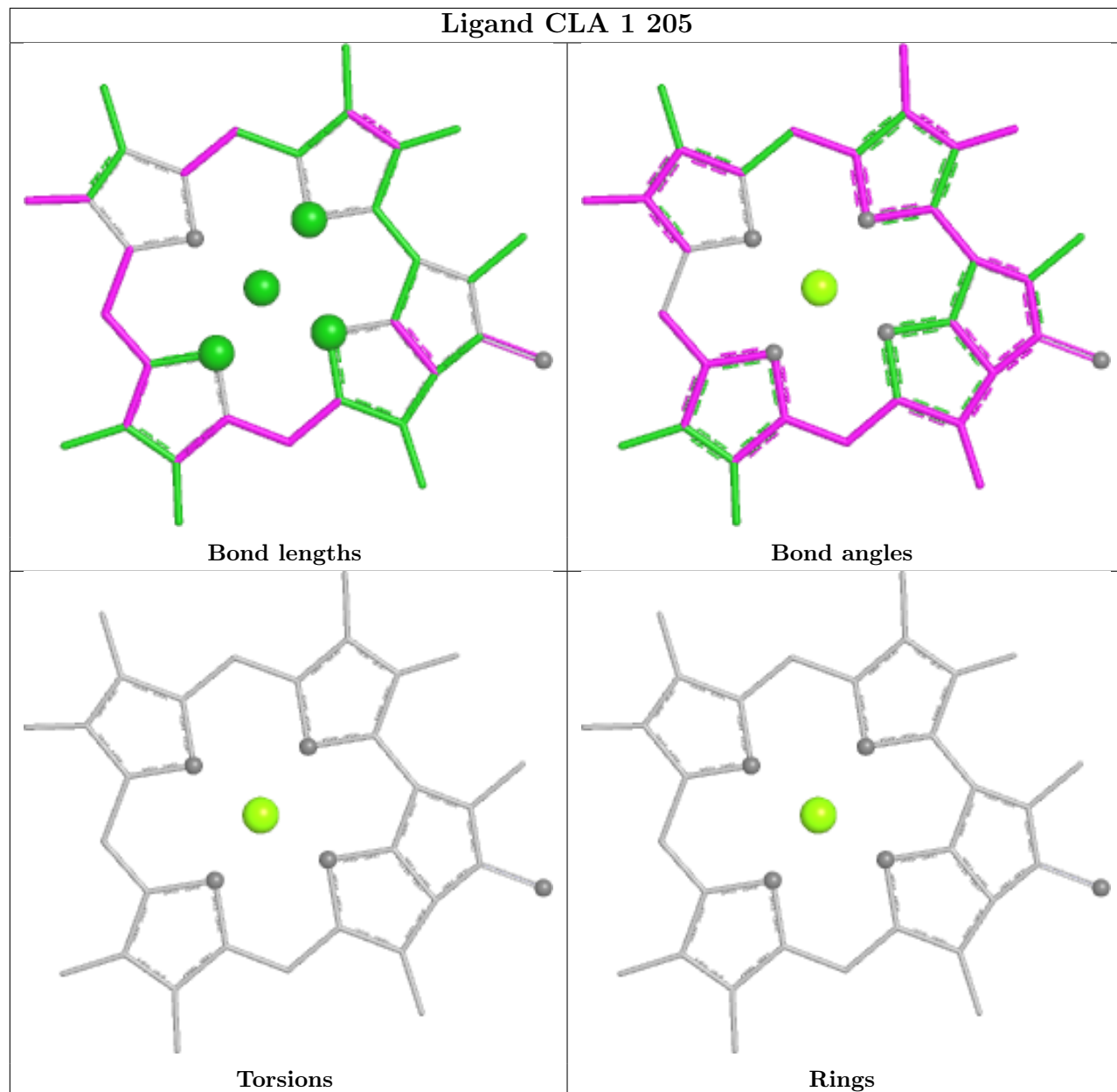


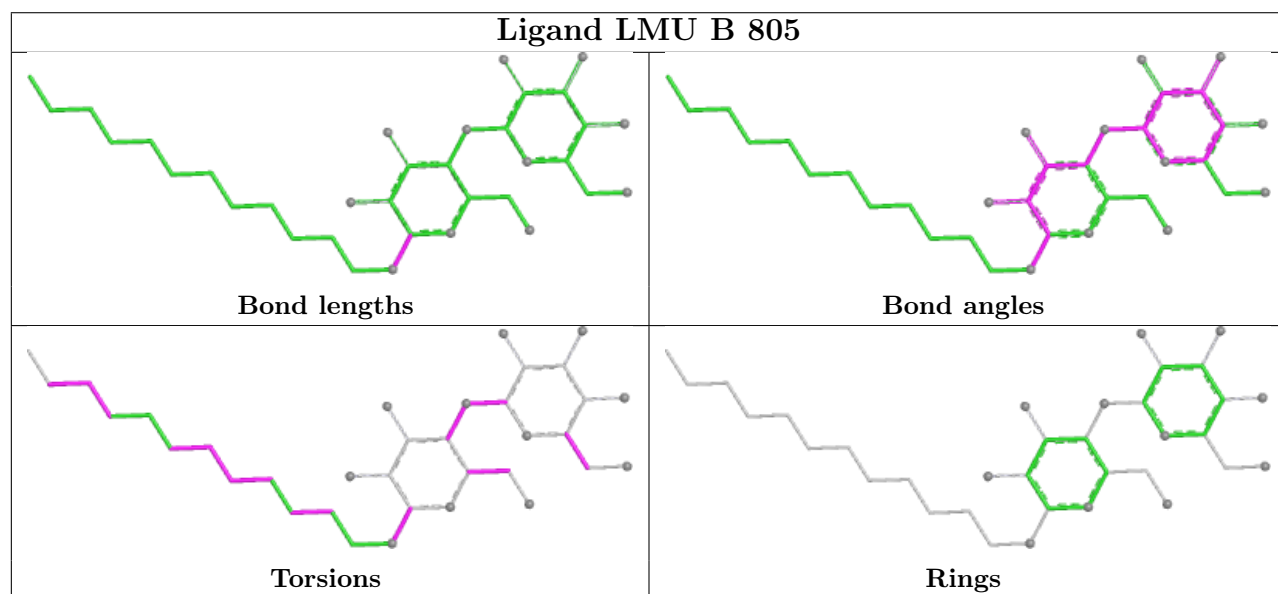
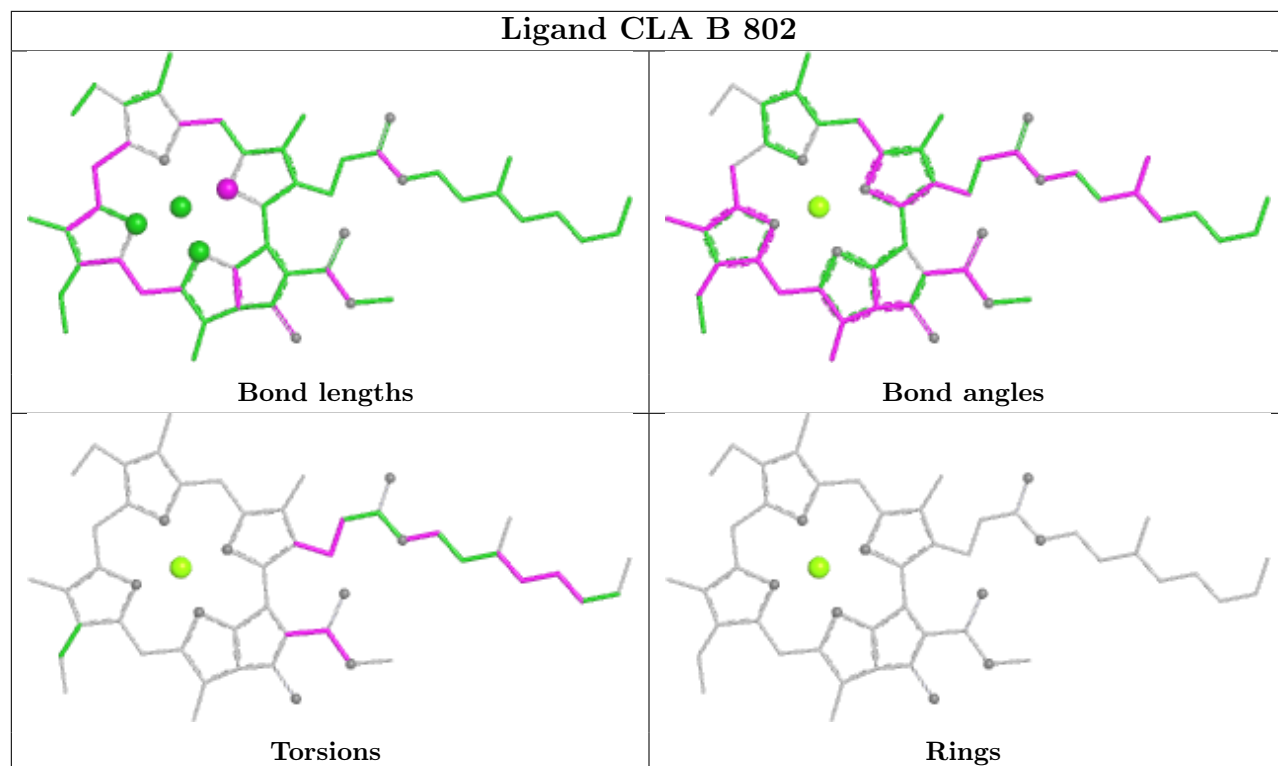


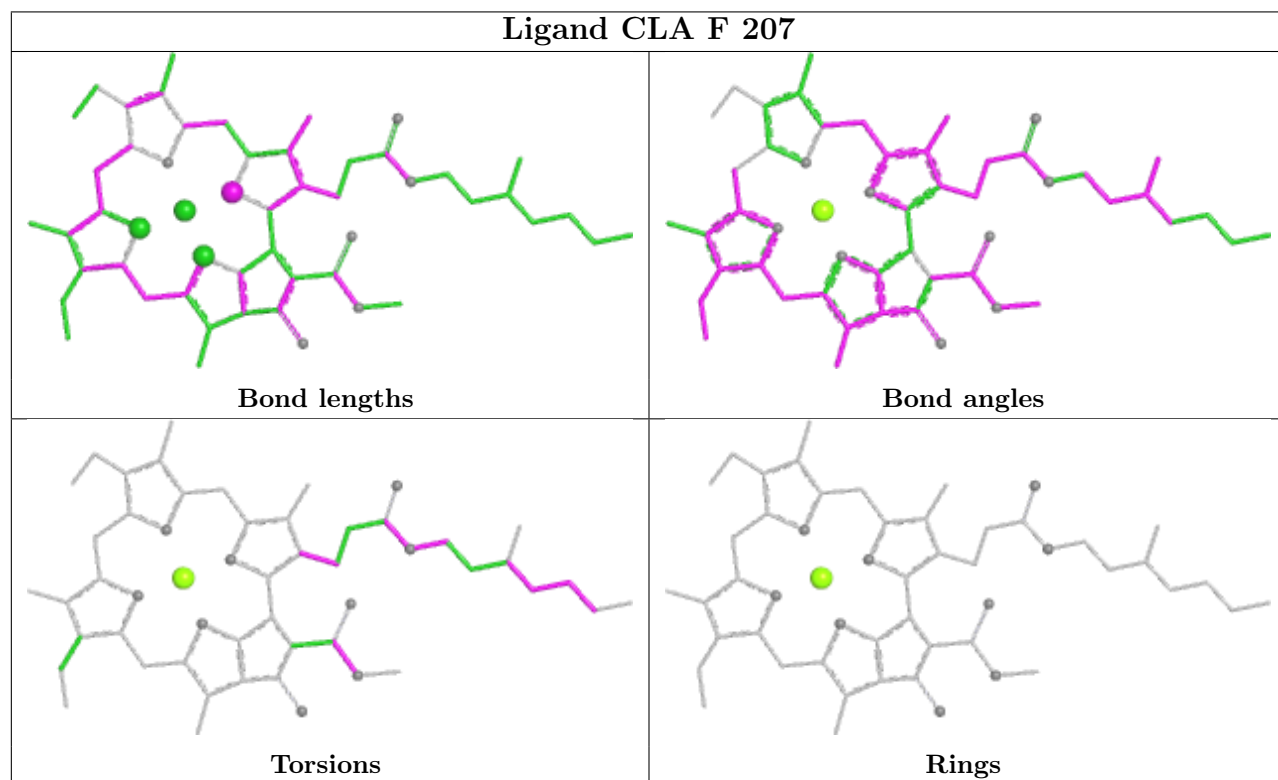
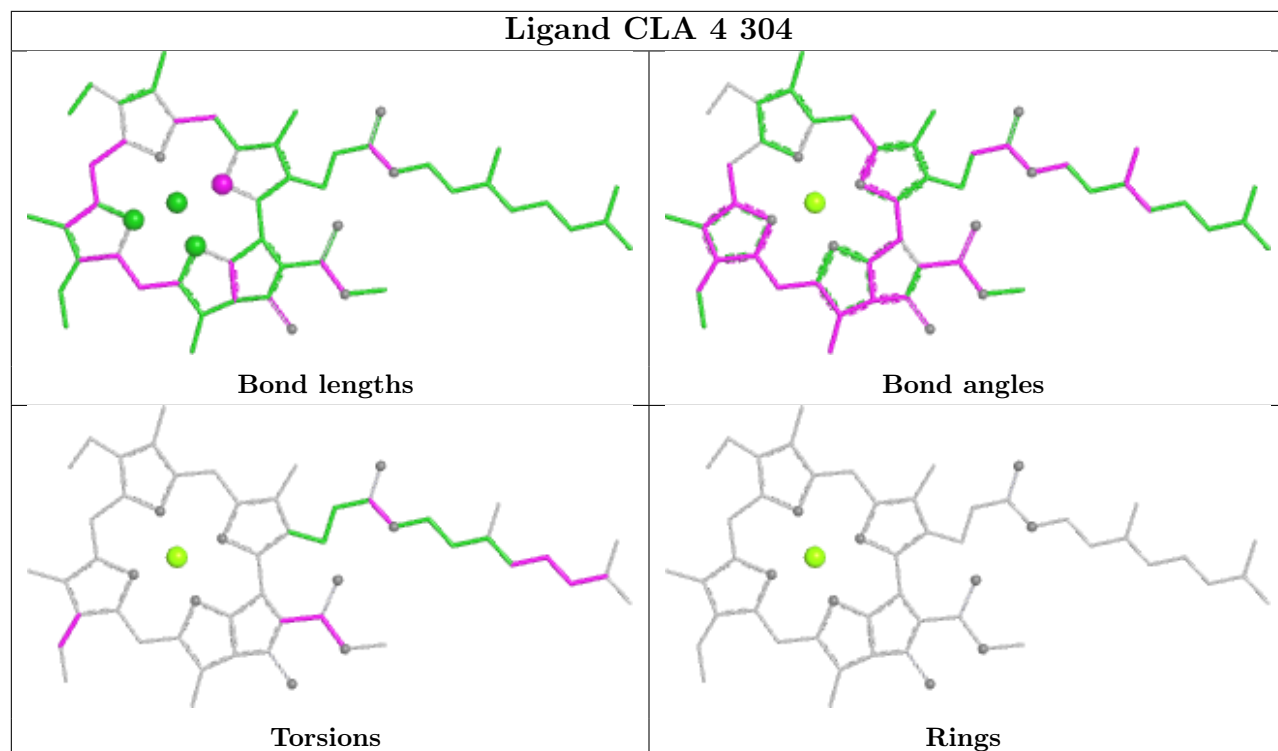


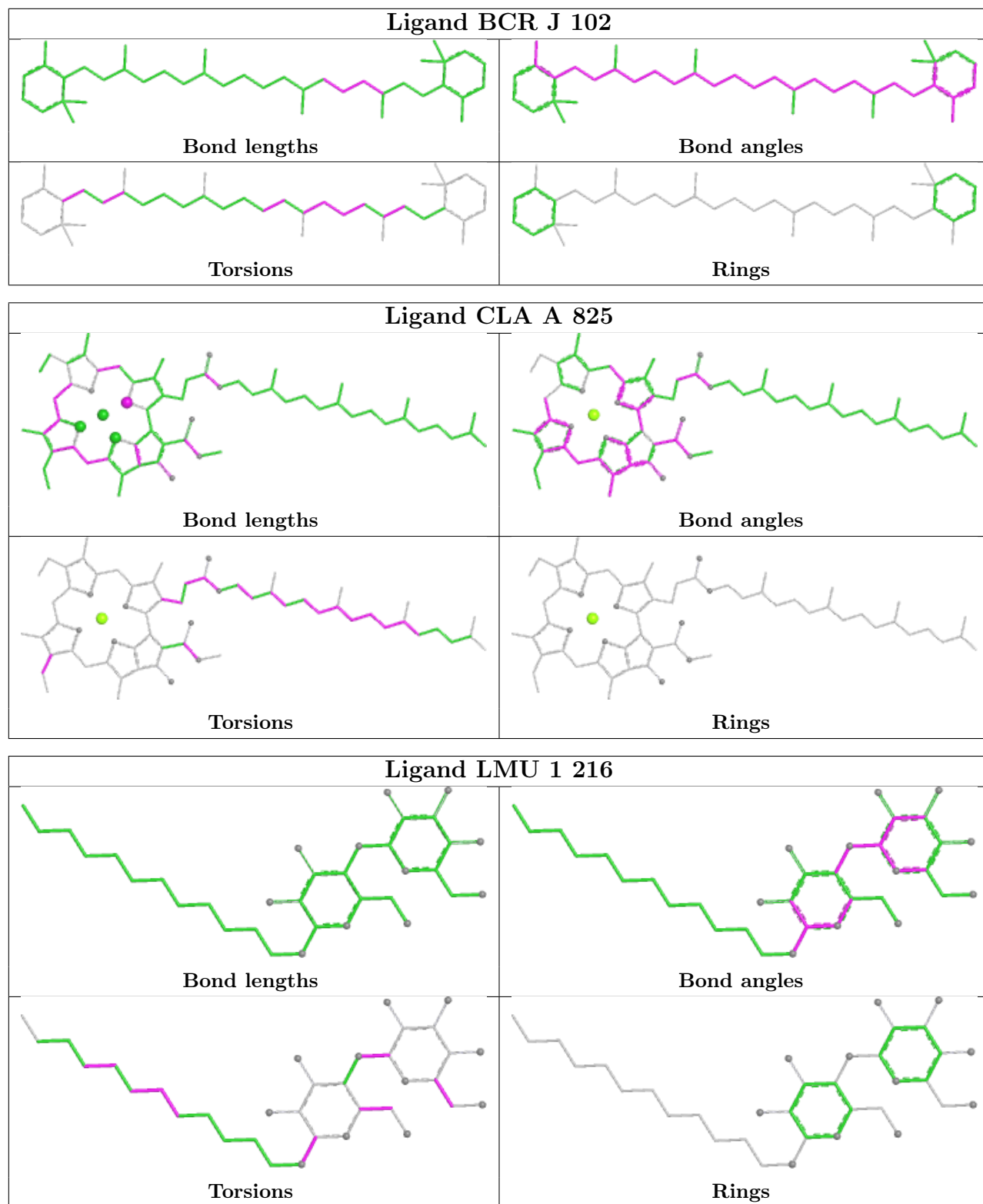


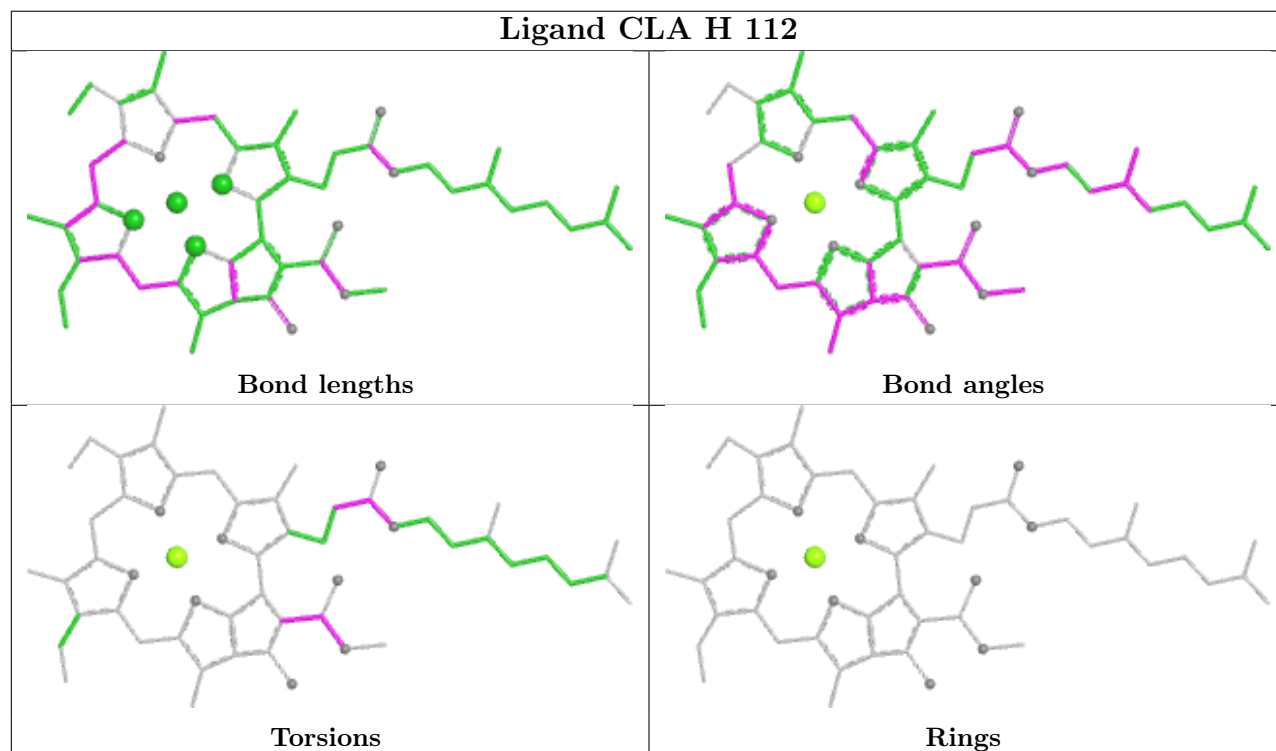
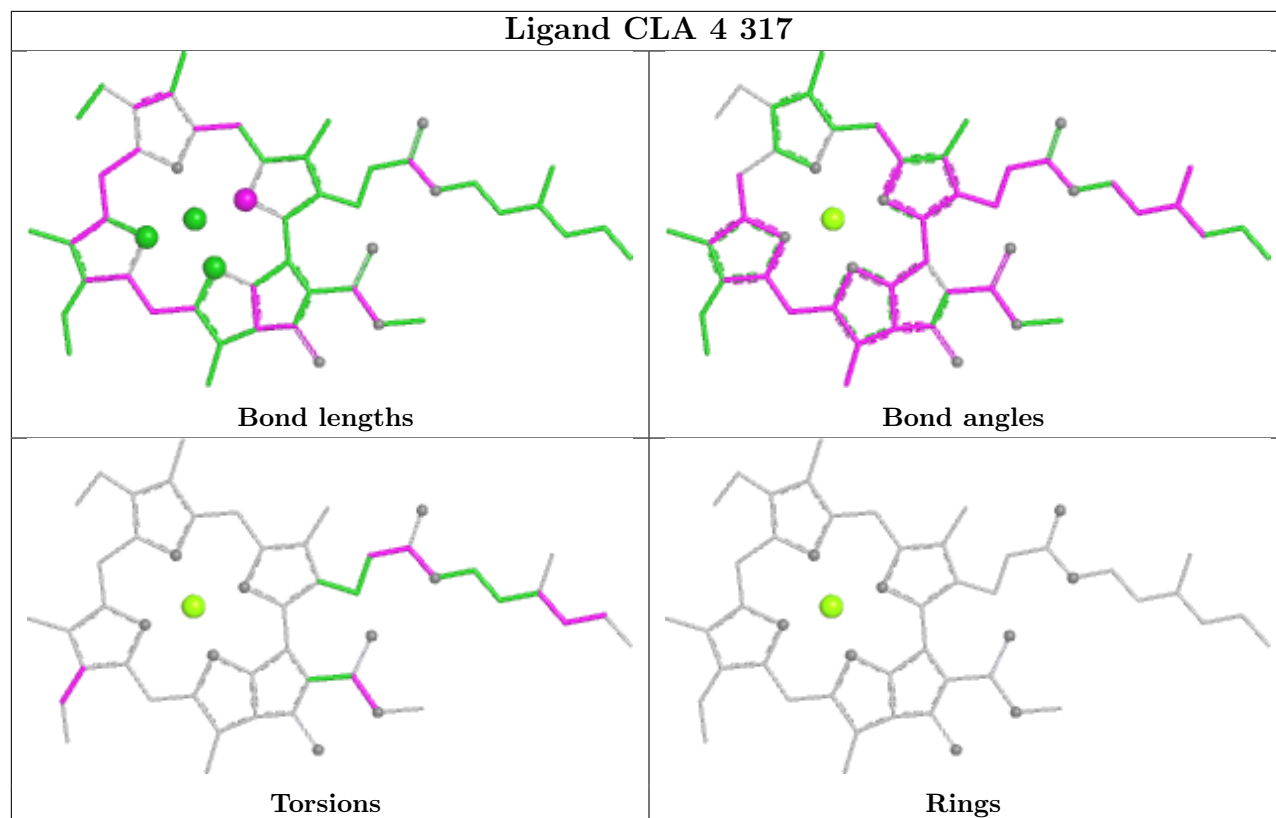
Ligand CLA 1 205

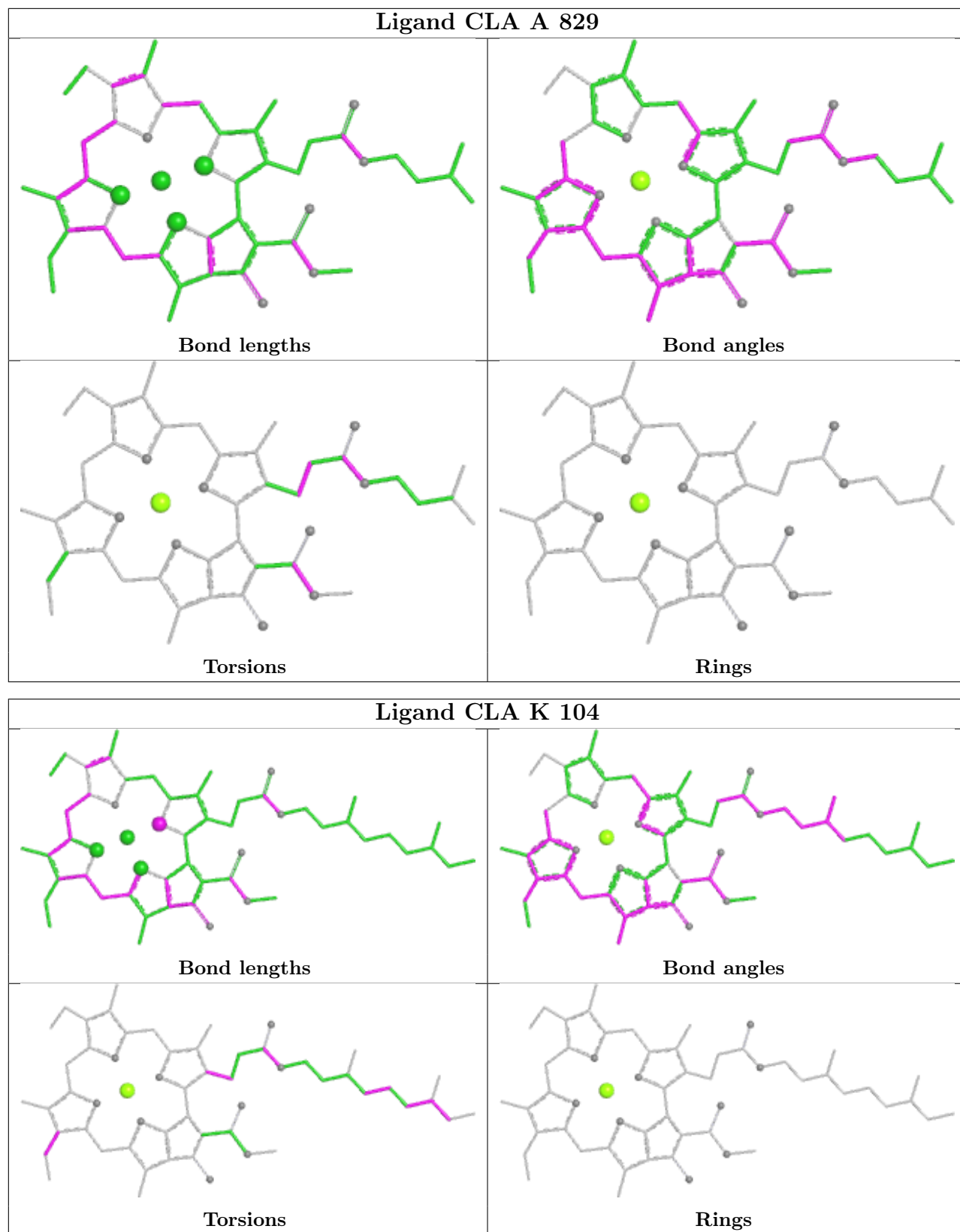




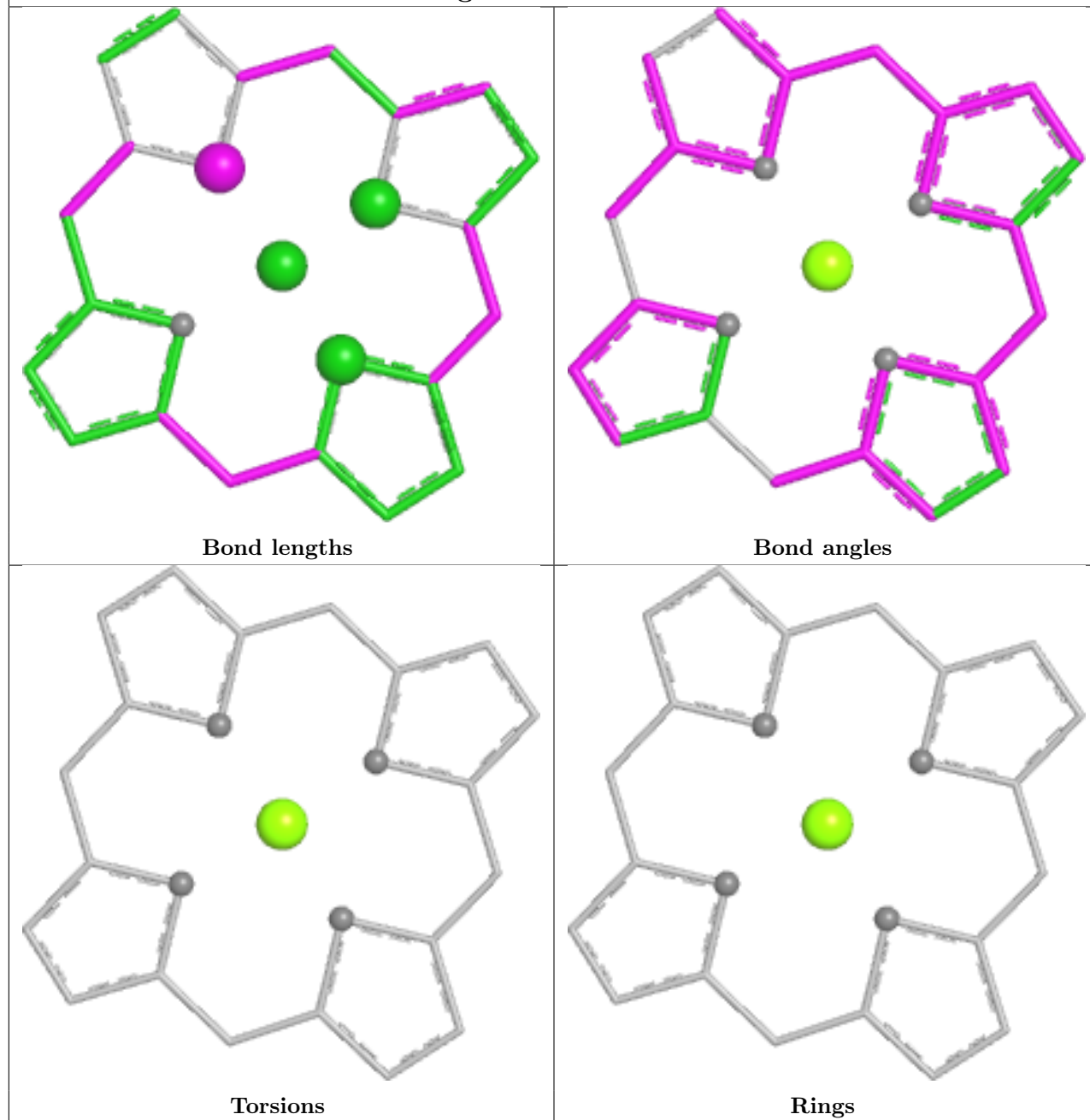


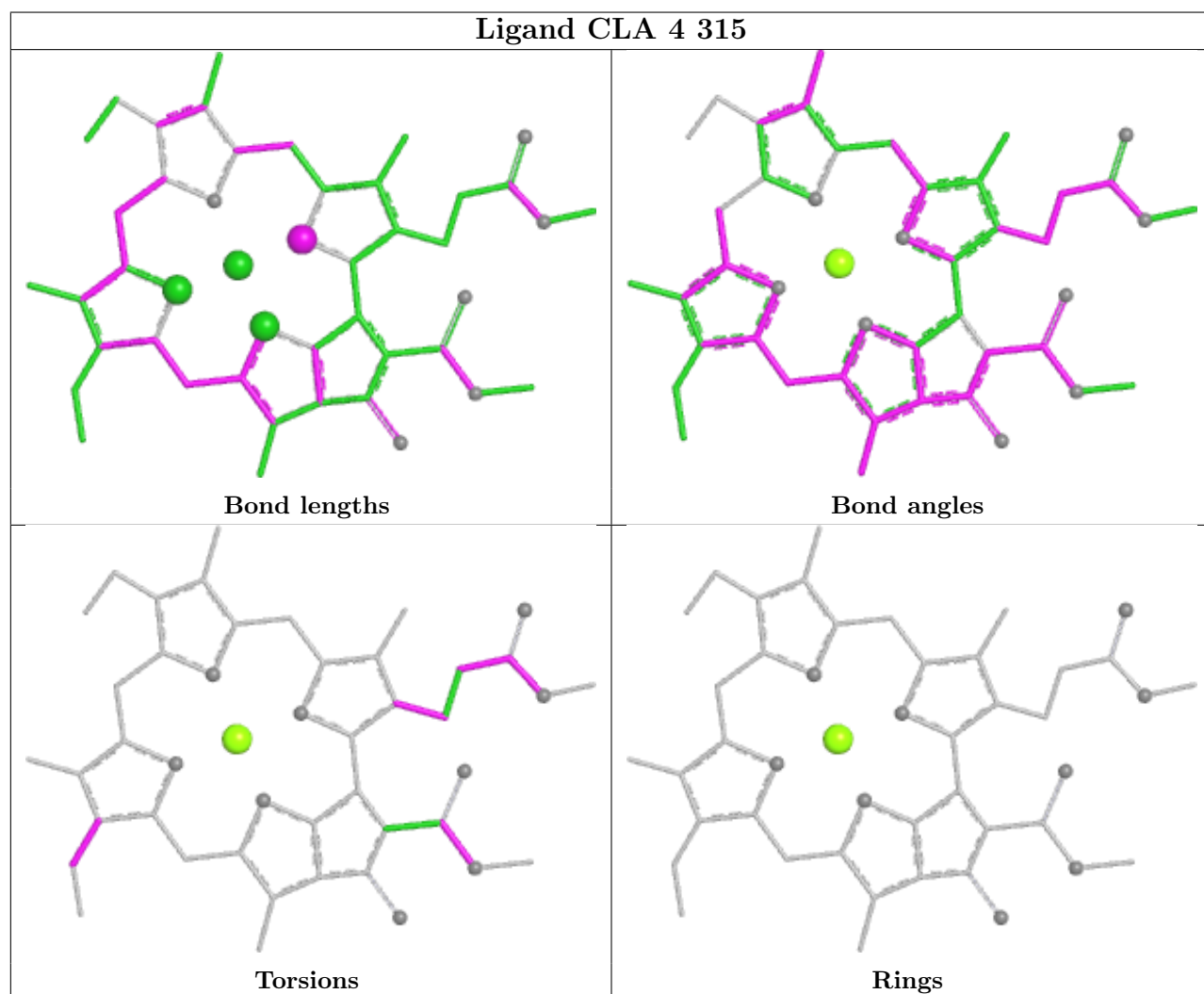
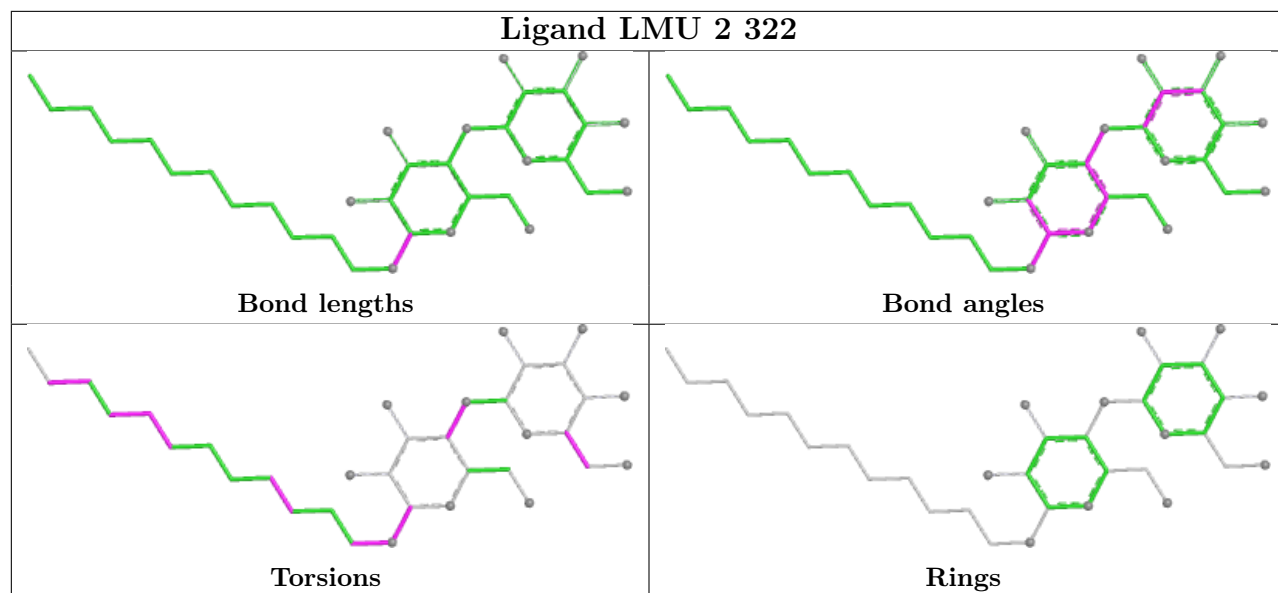


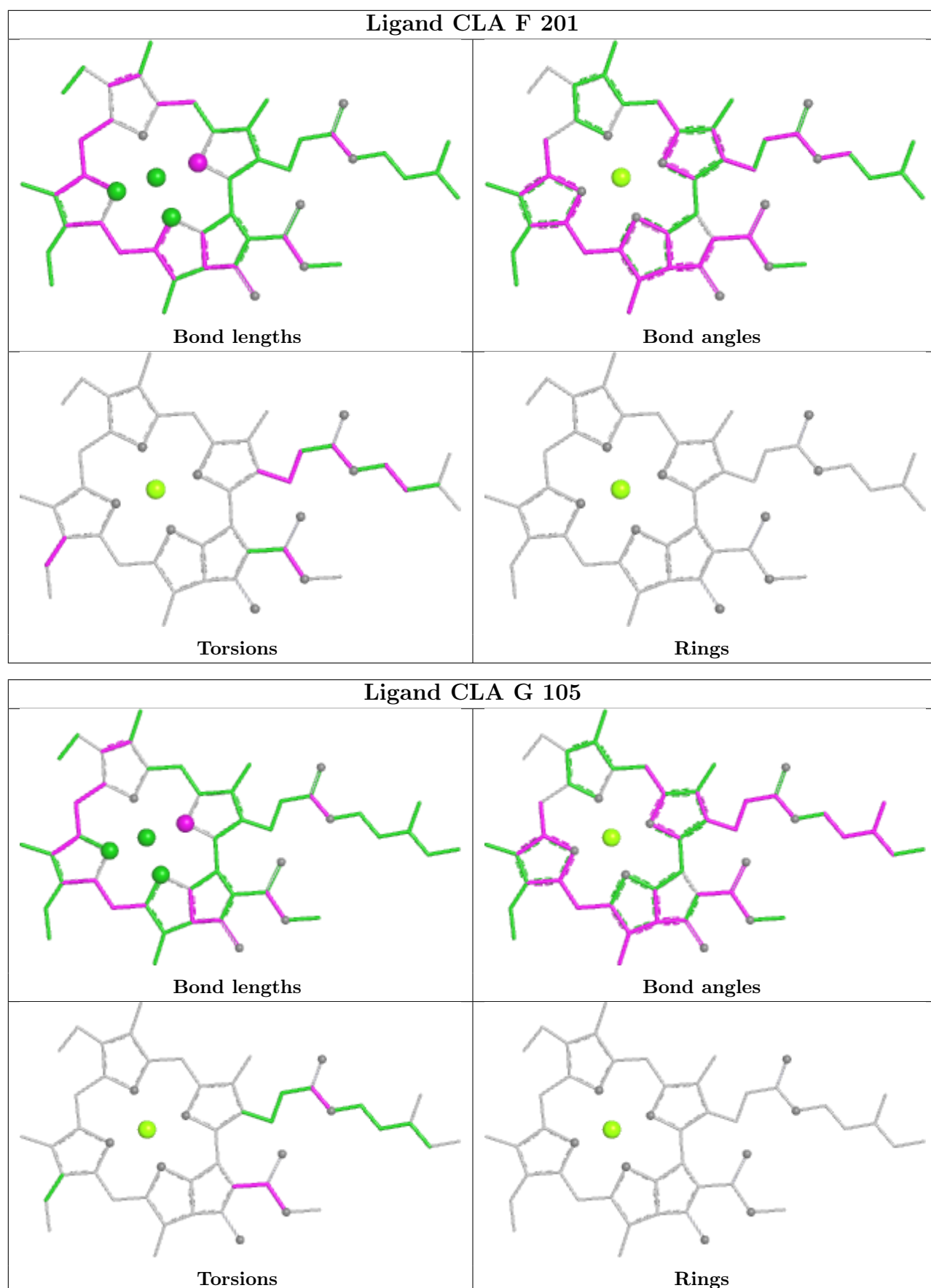


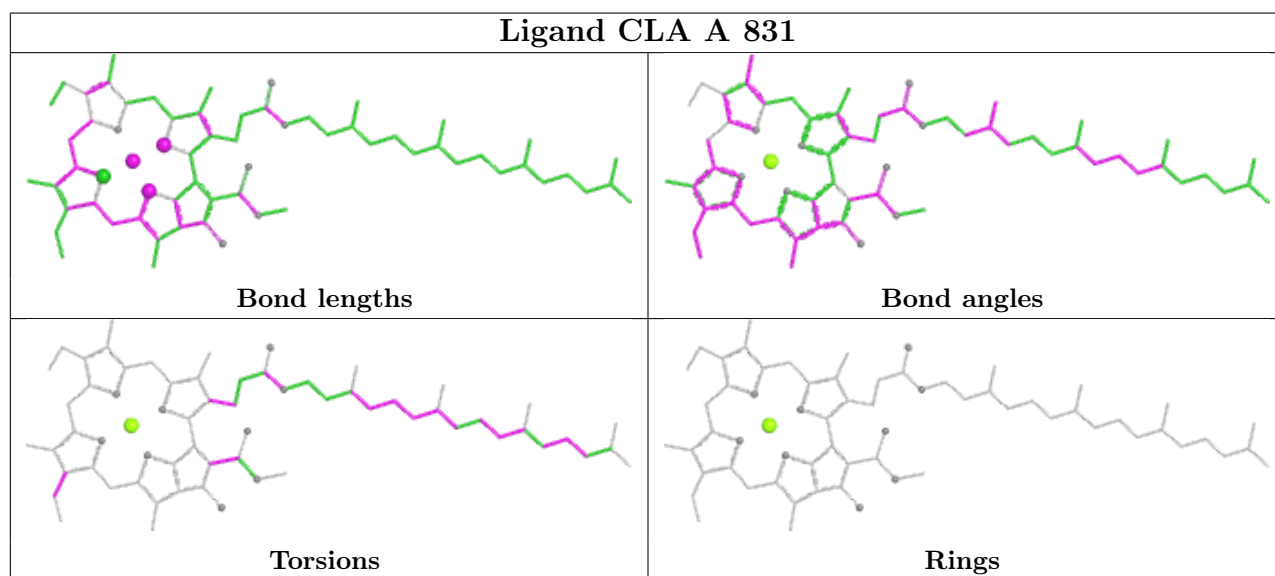
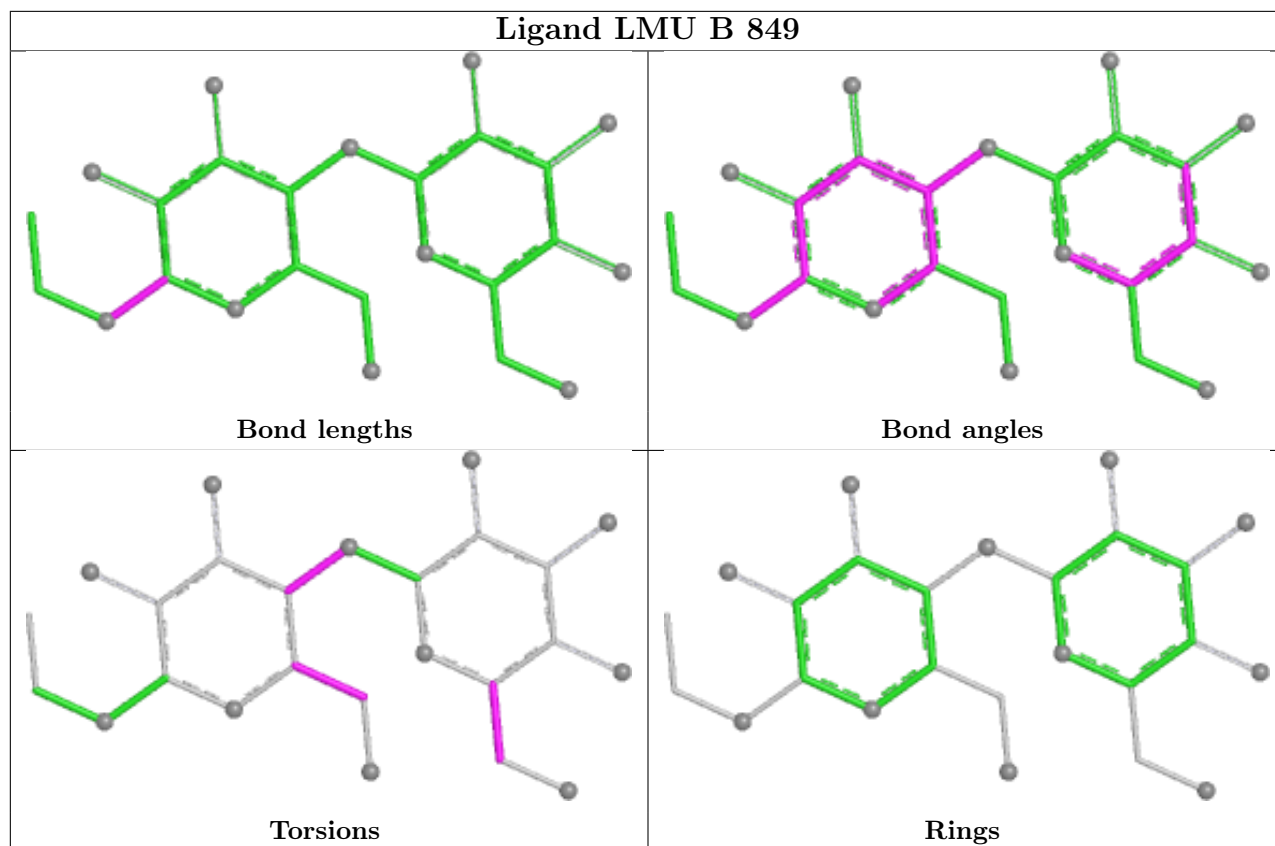


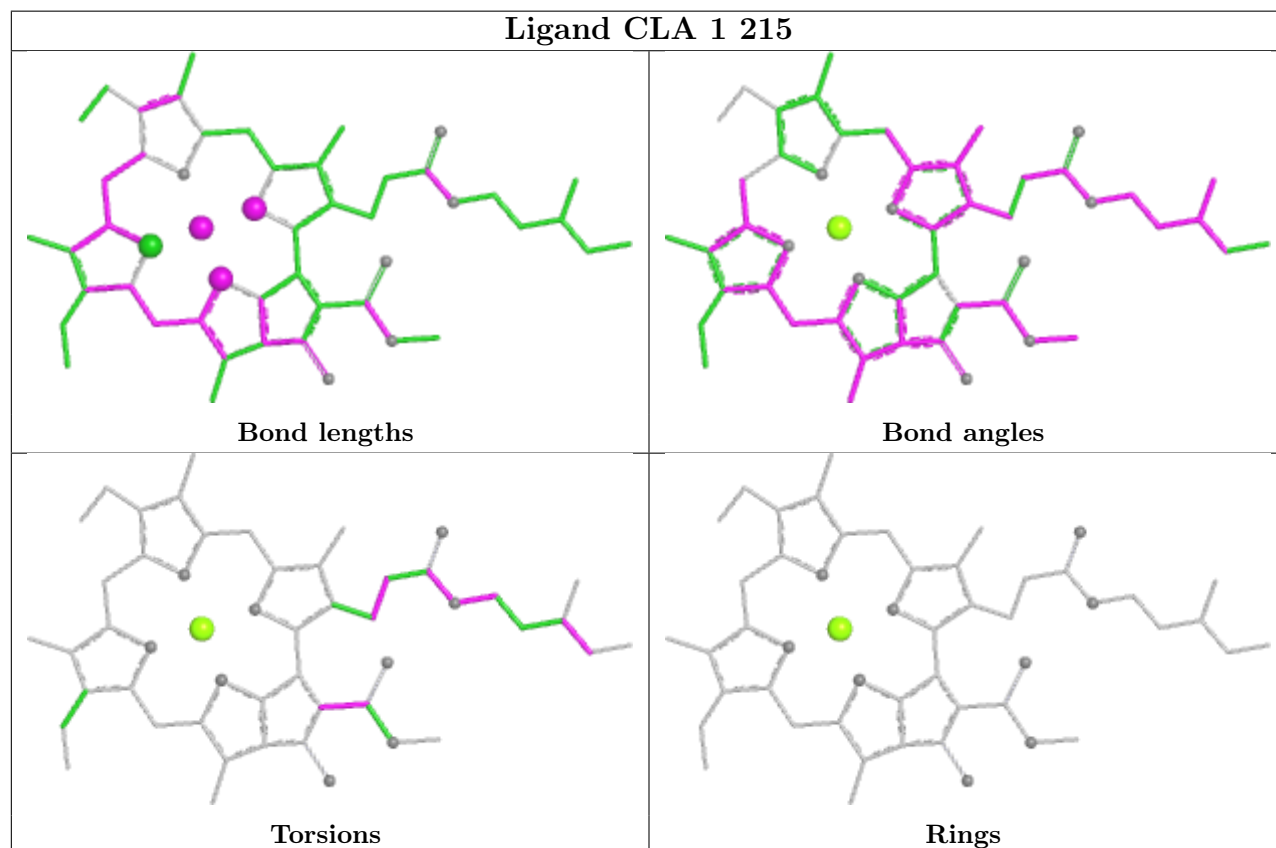
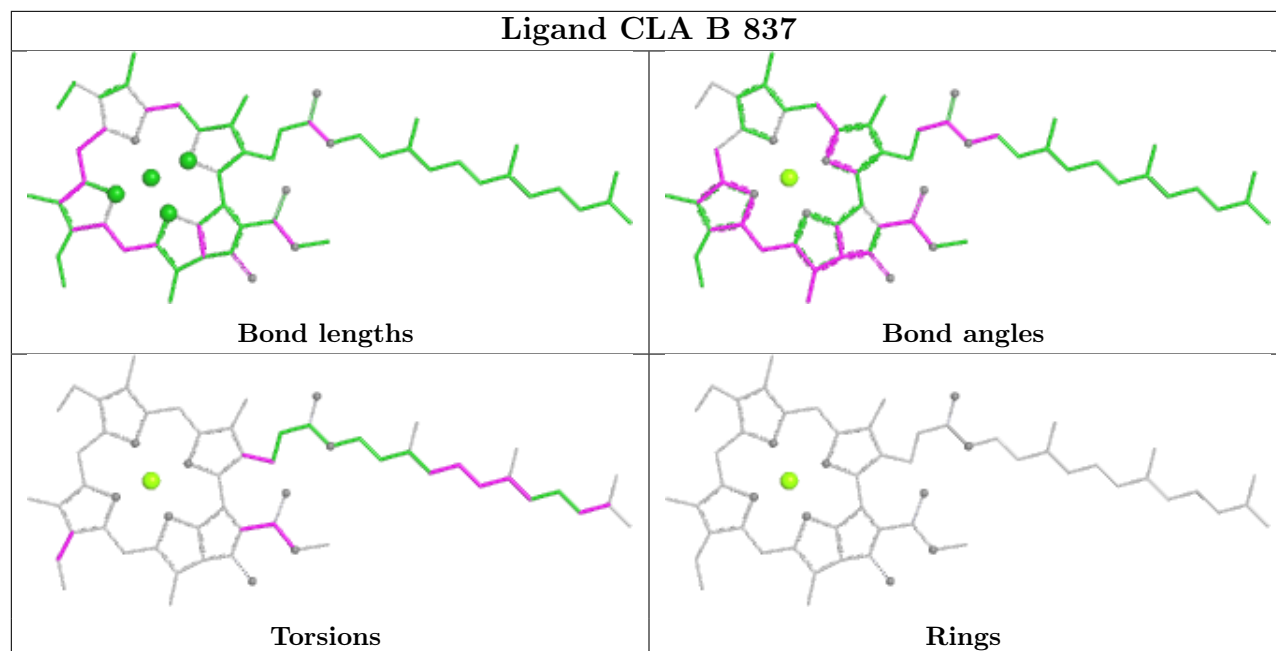
Ligand CLA 1 214

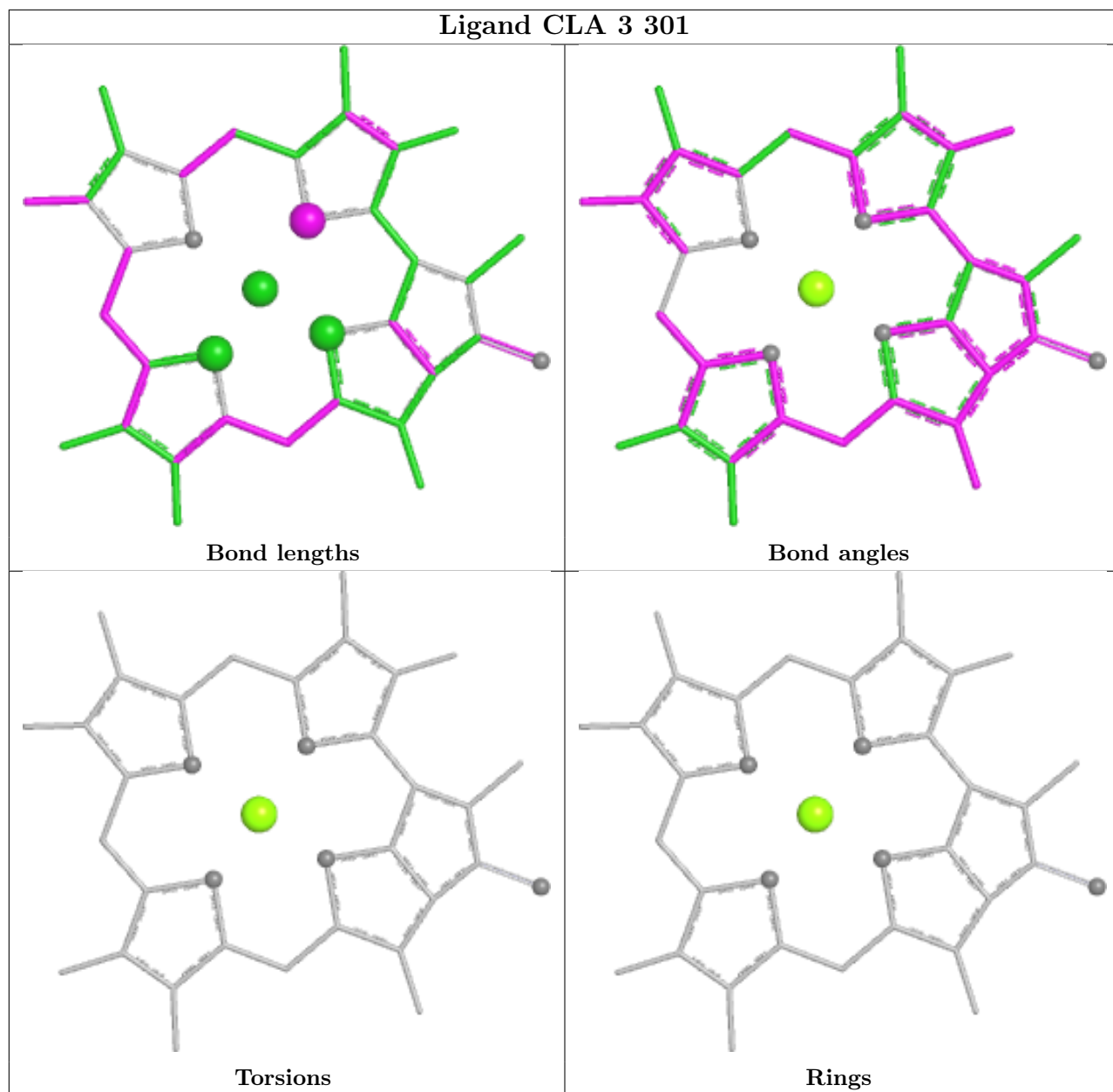


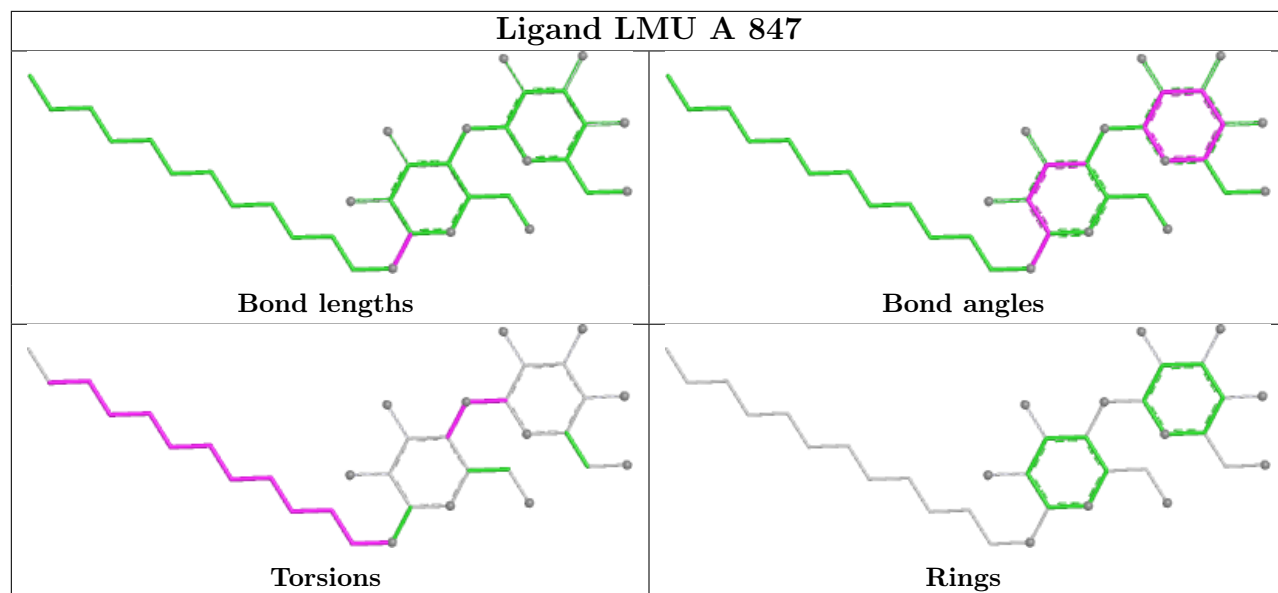




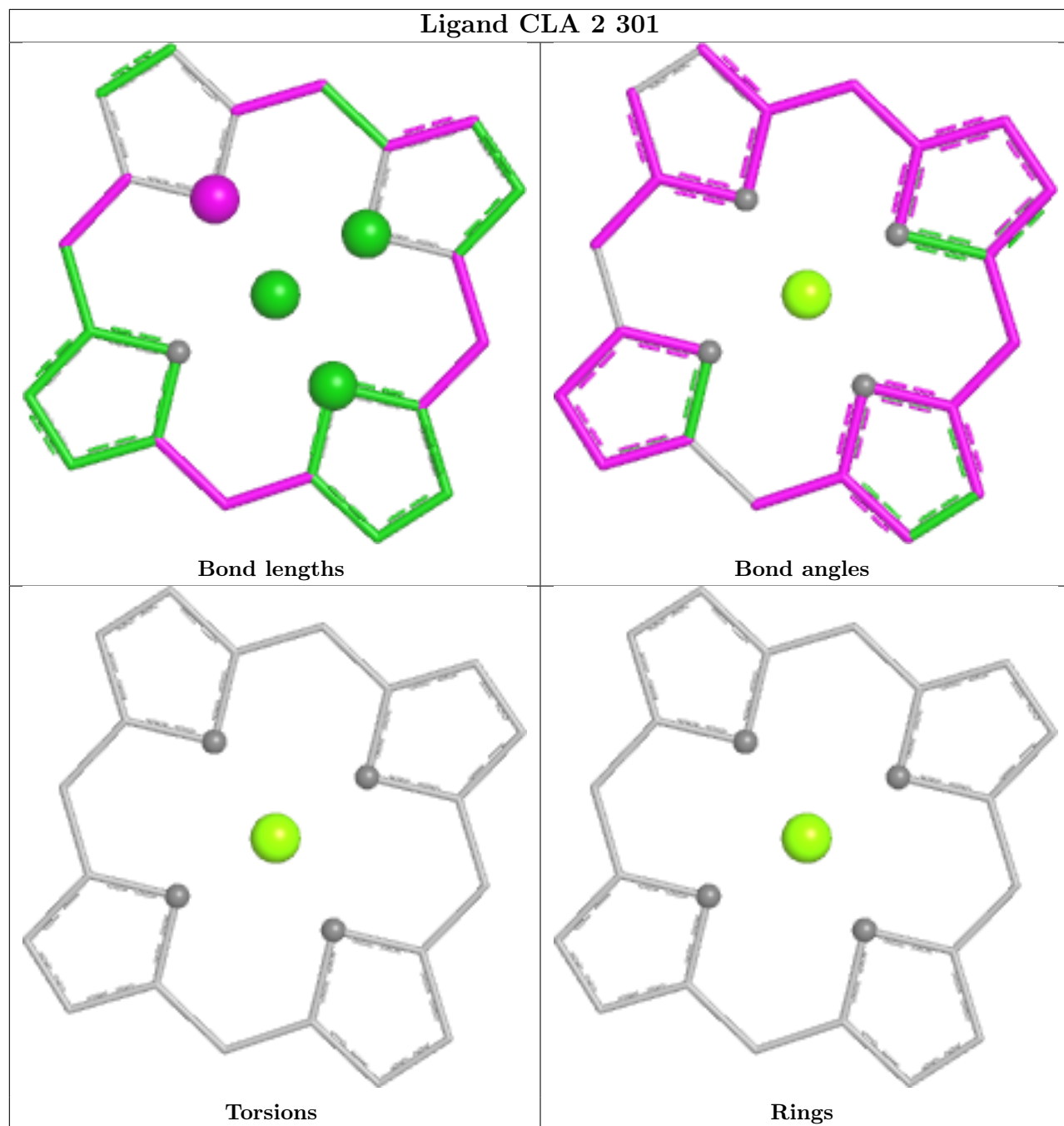


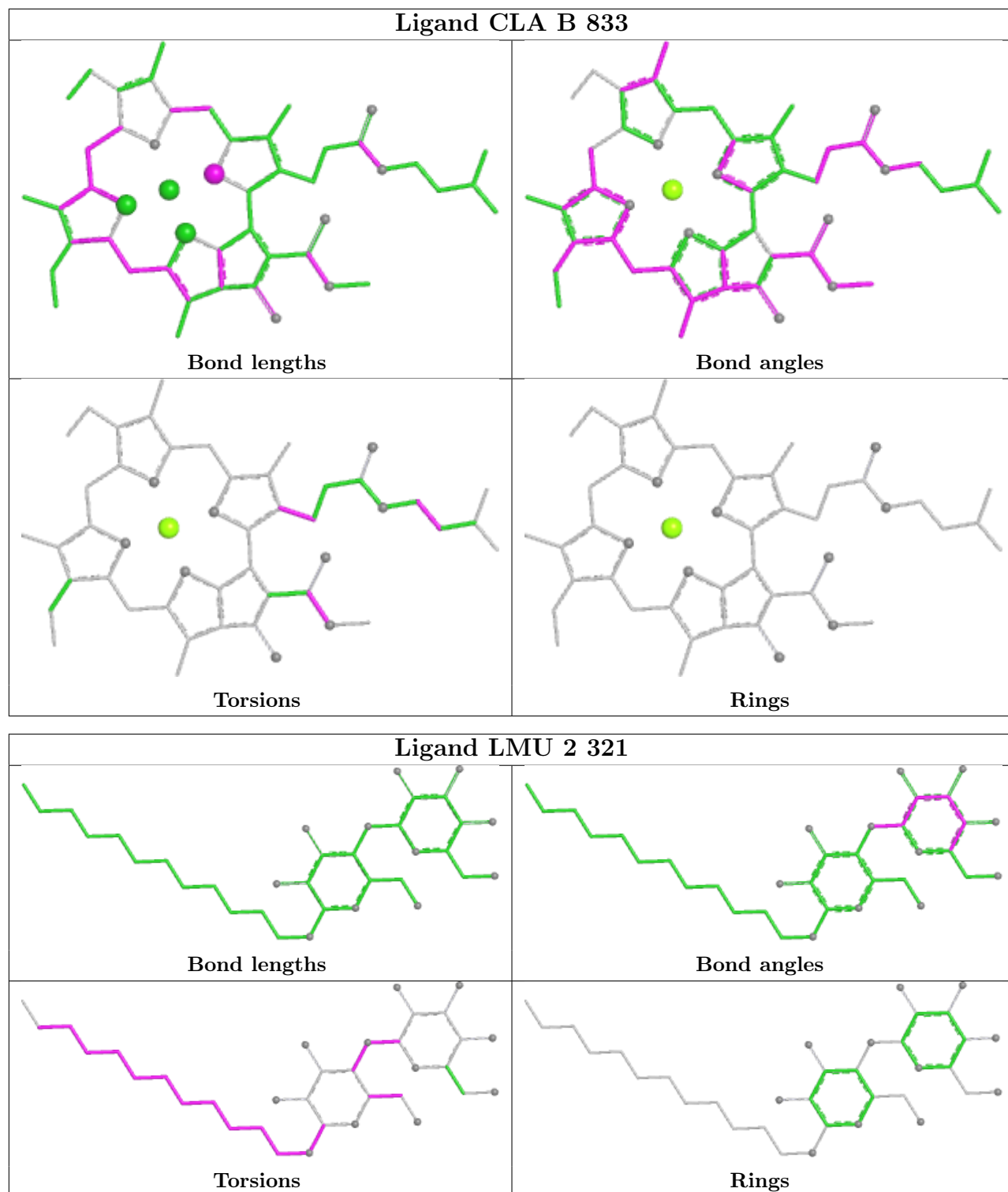


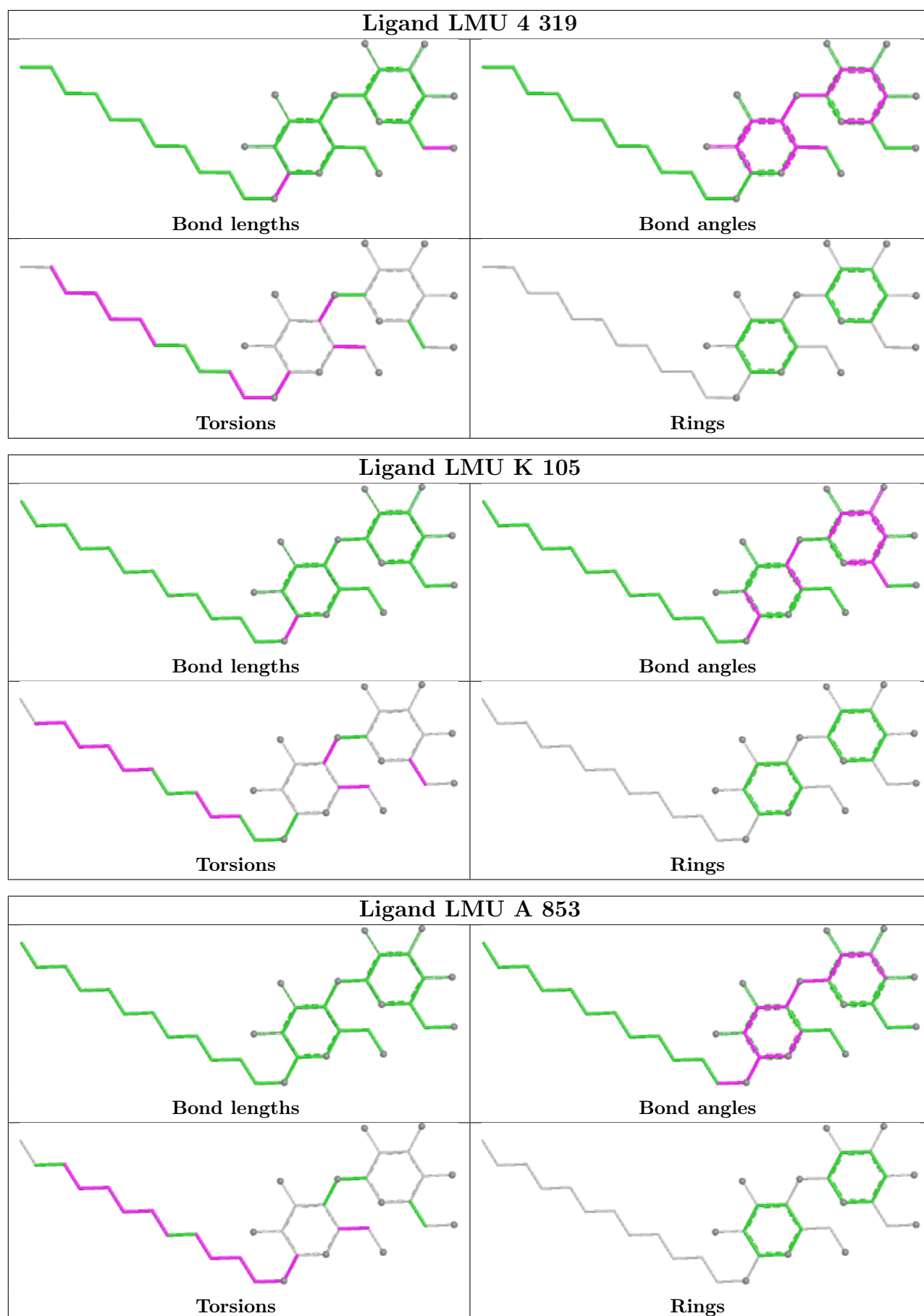


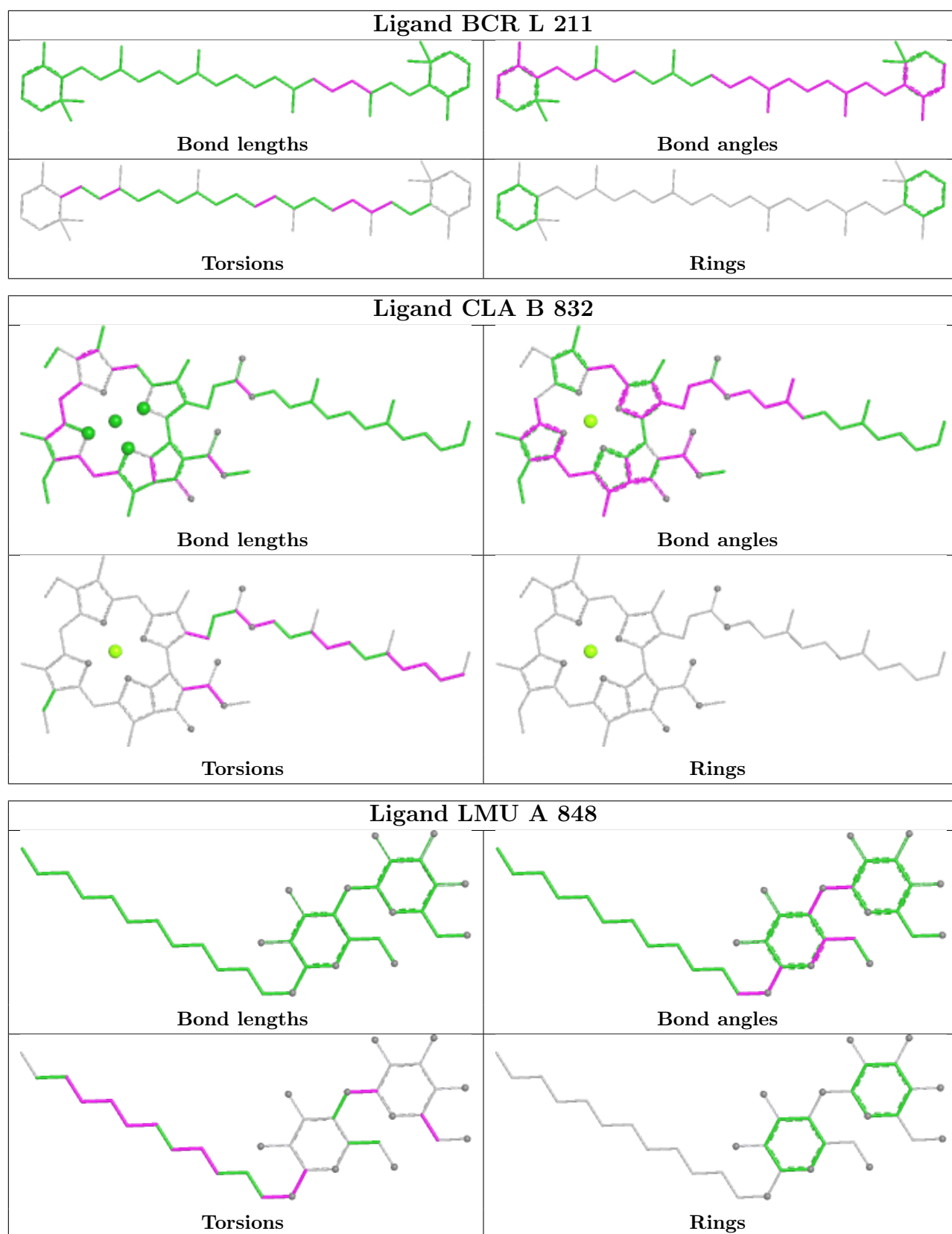


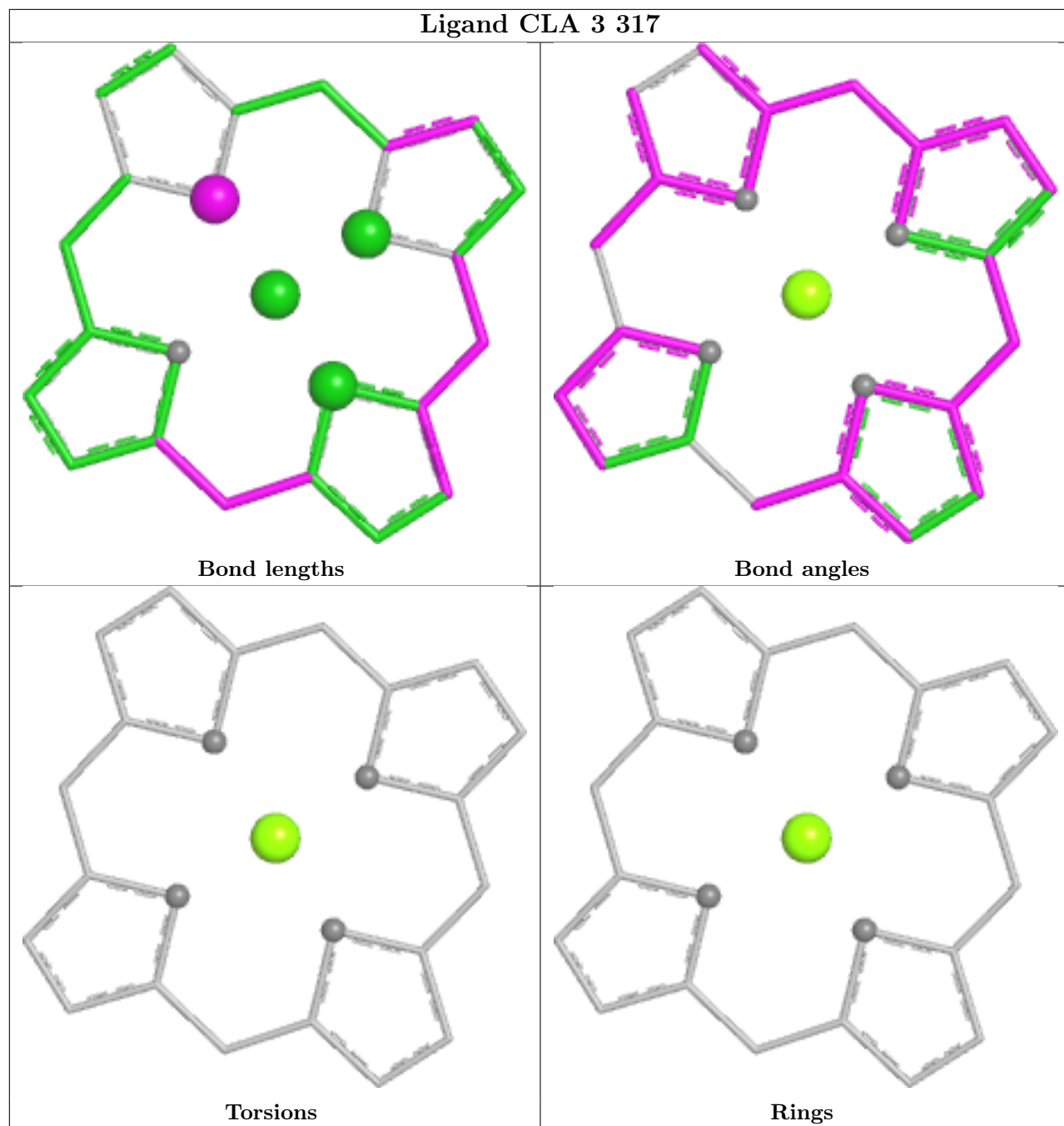
Ligand CLA 2 301

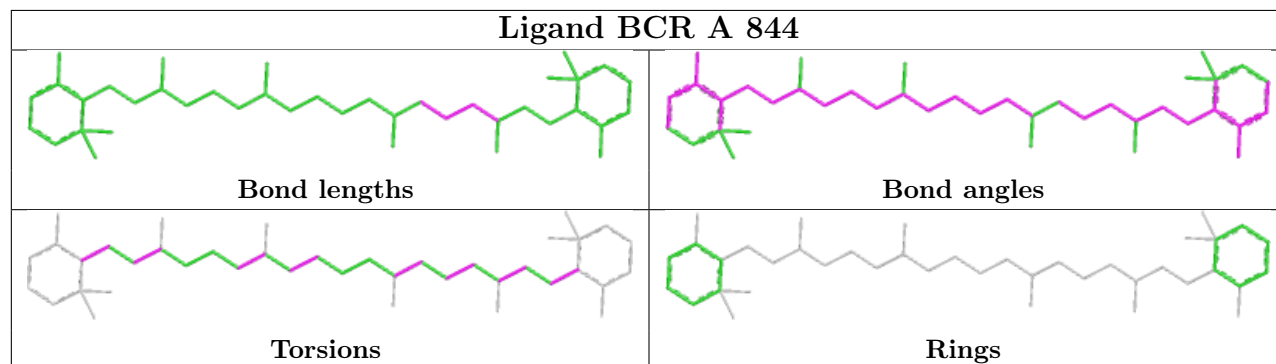
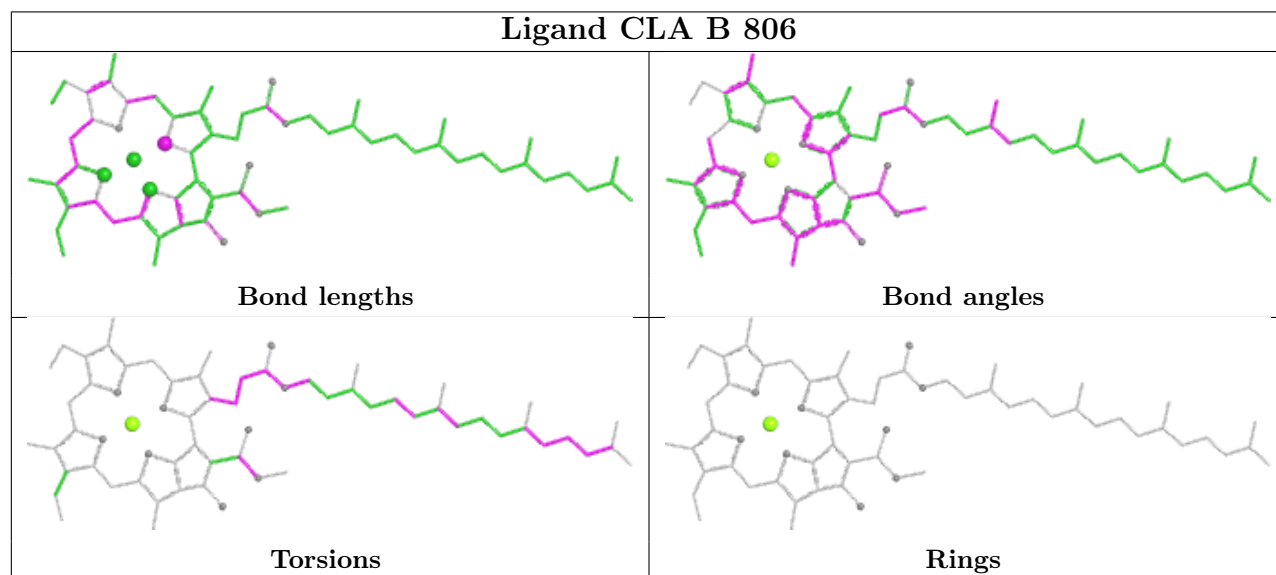
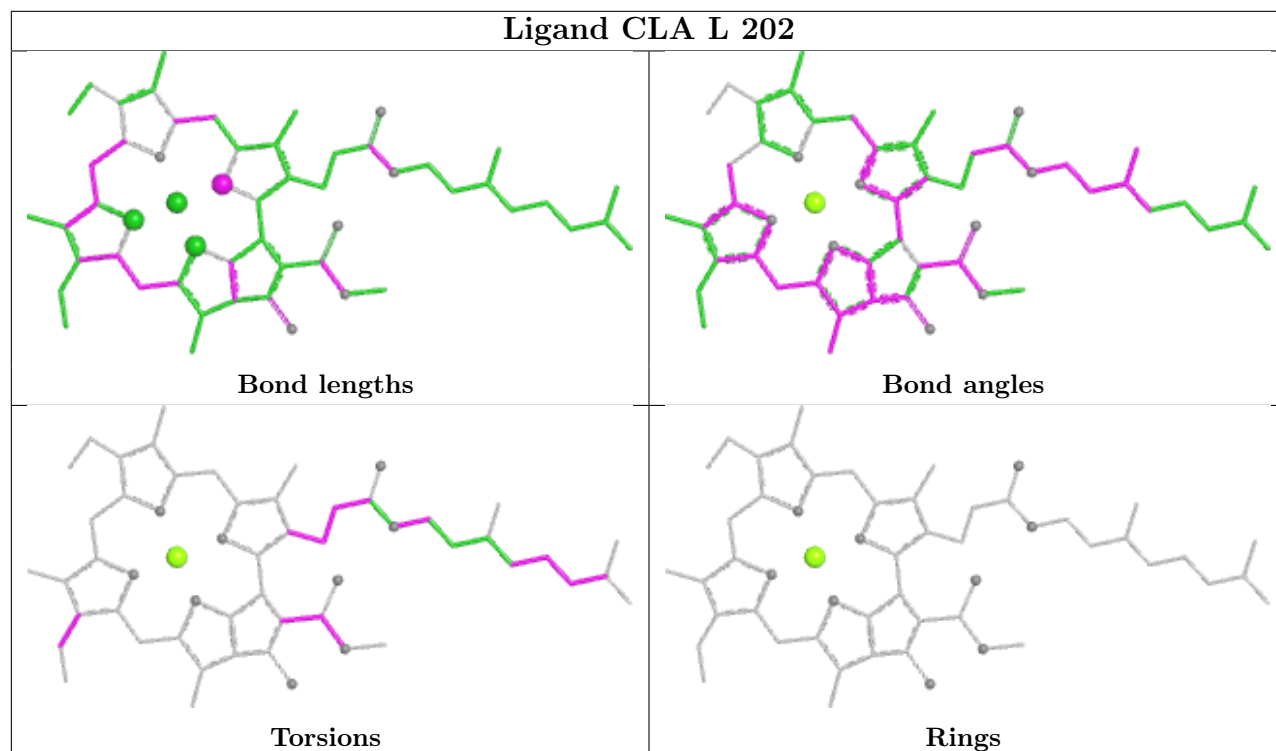


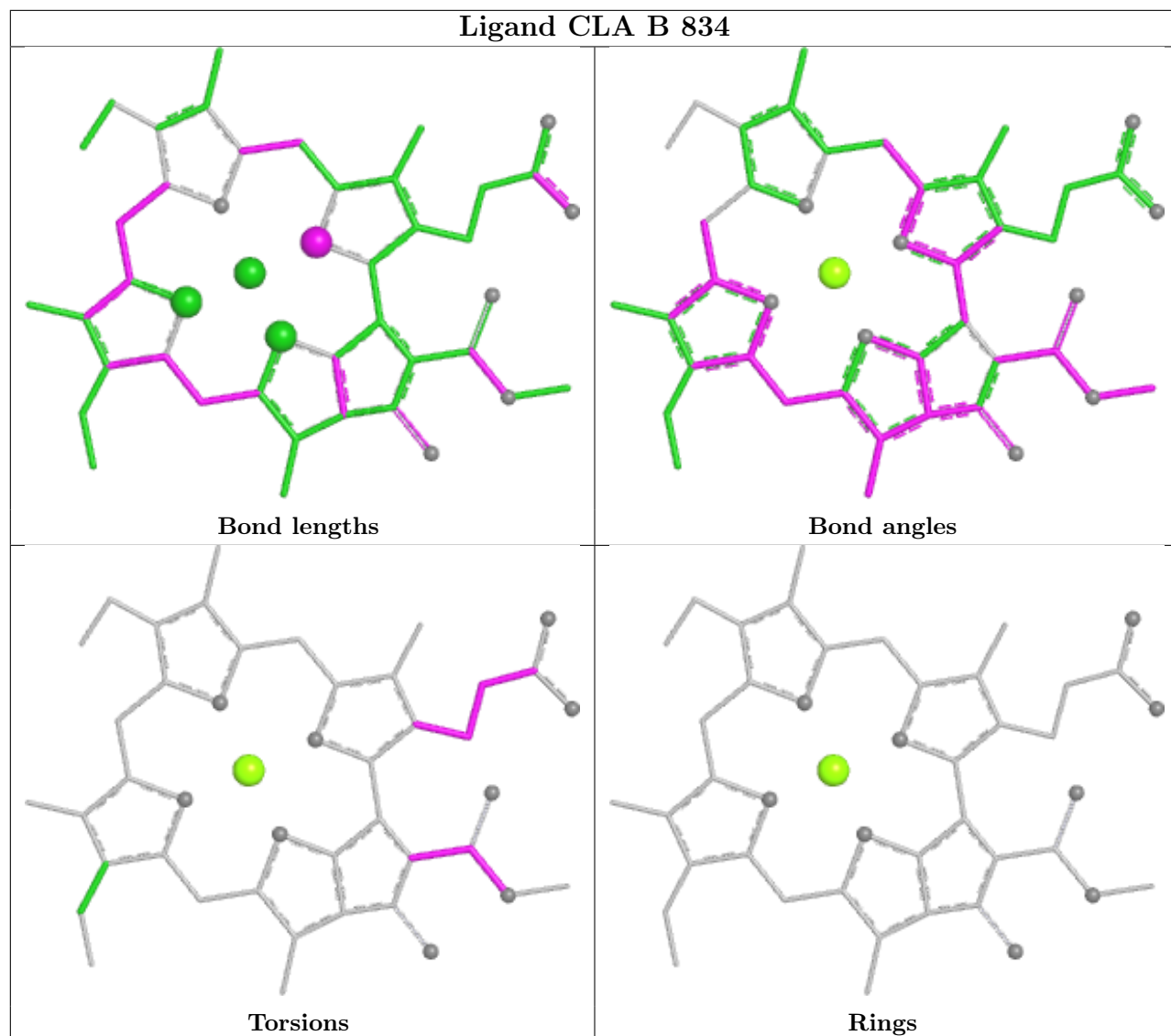




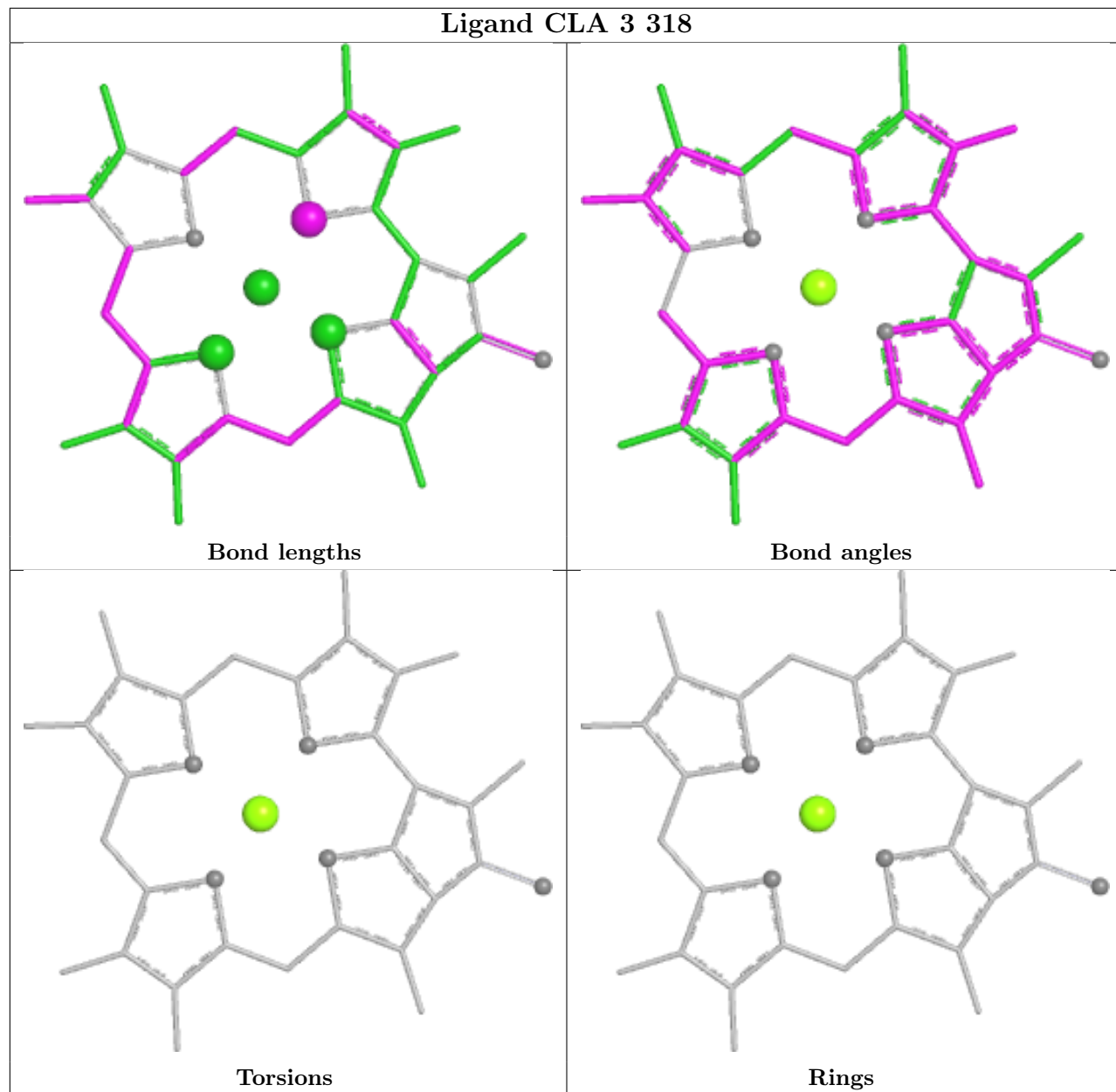


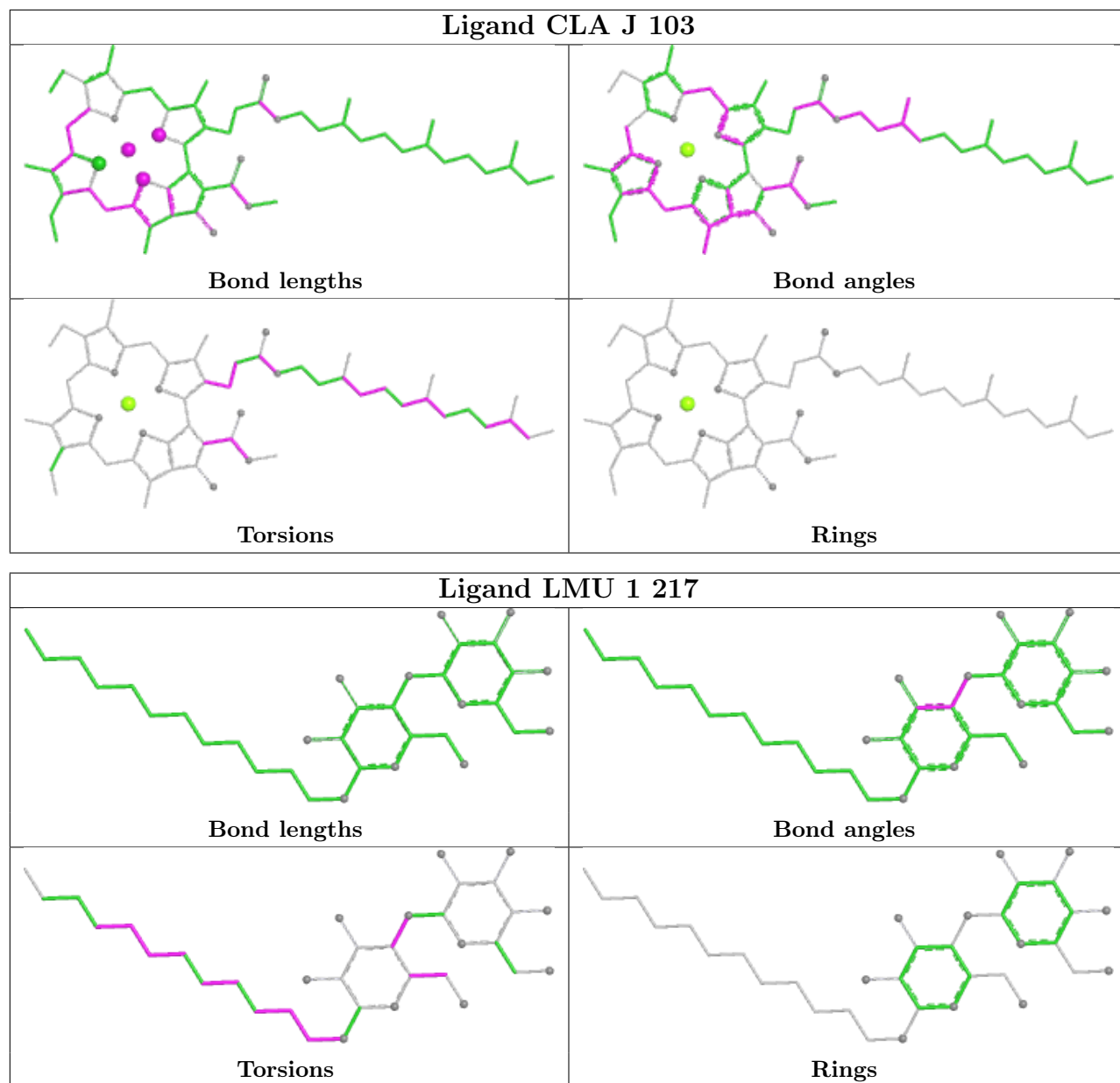


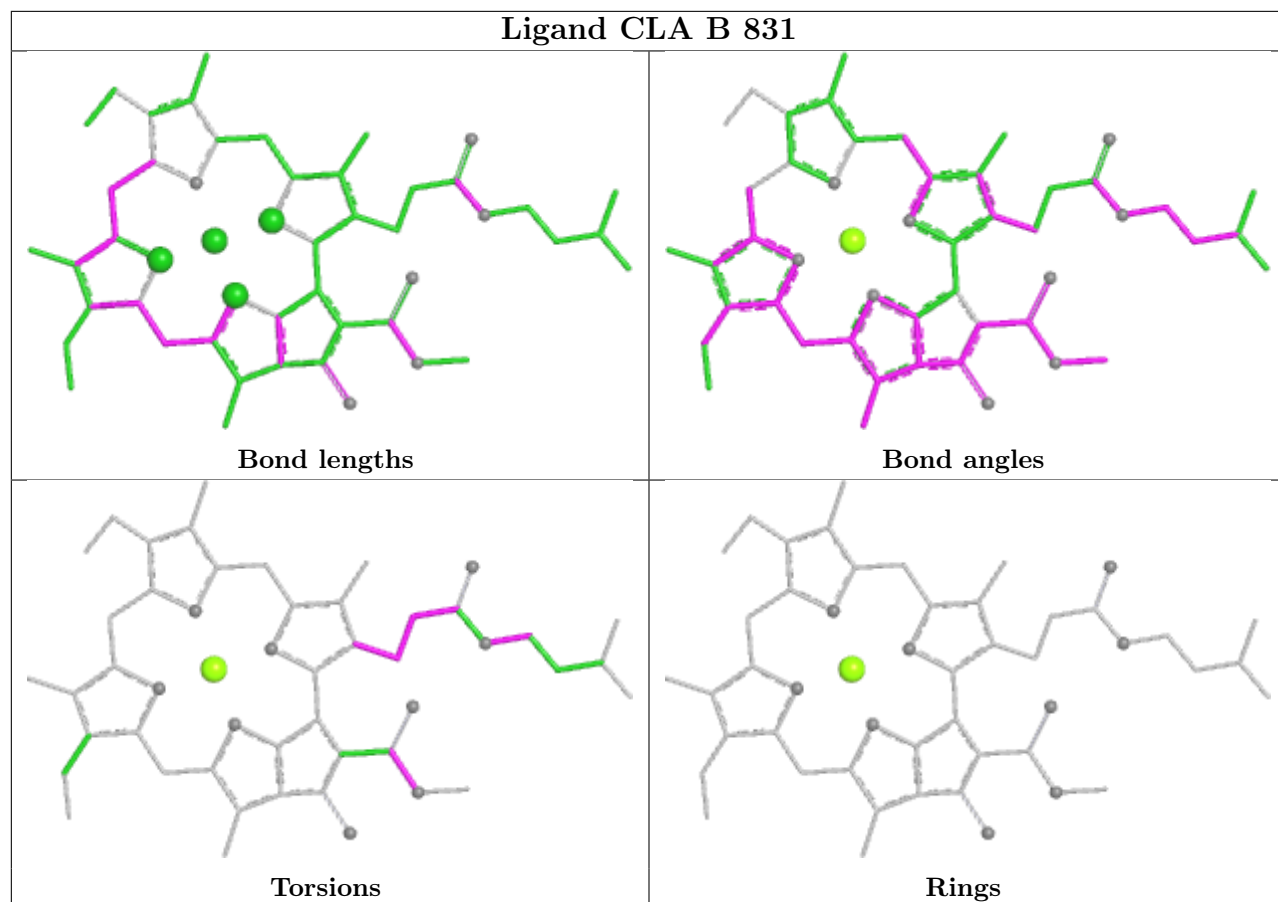


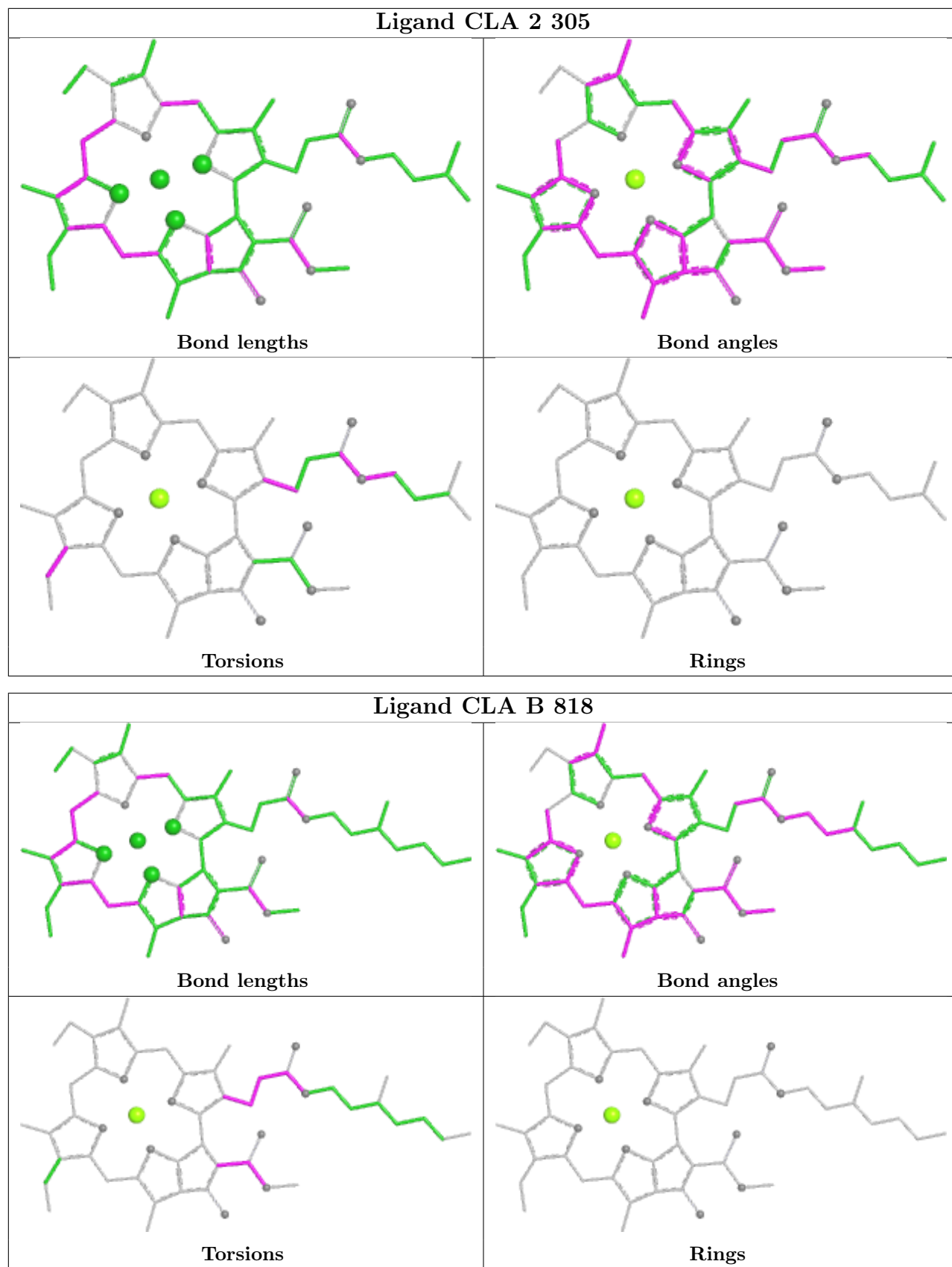


Ligand CLA 3 318

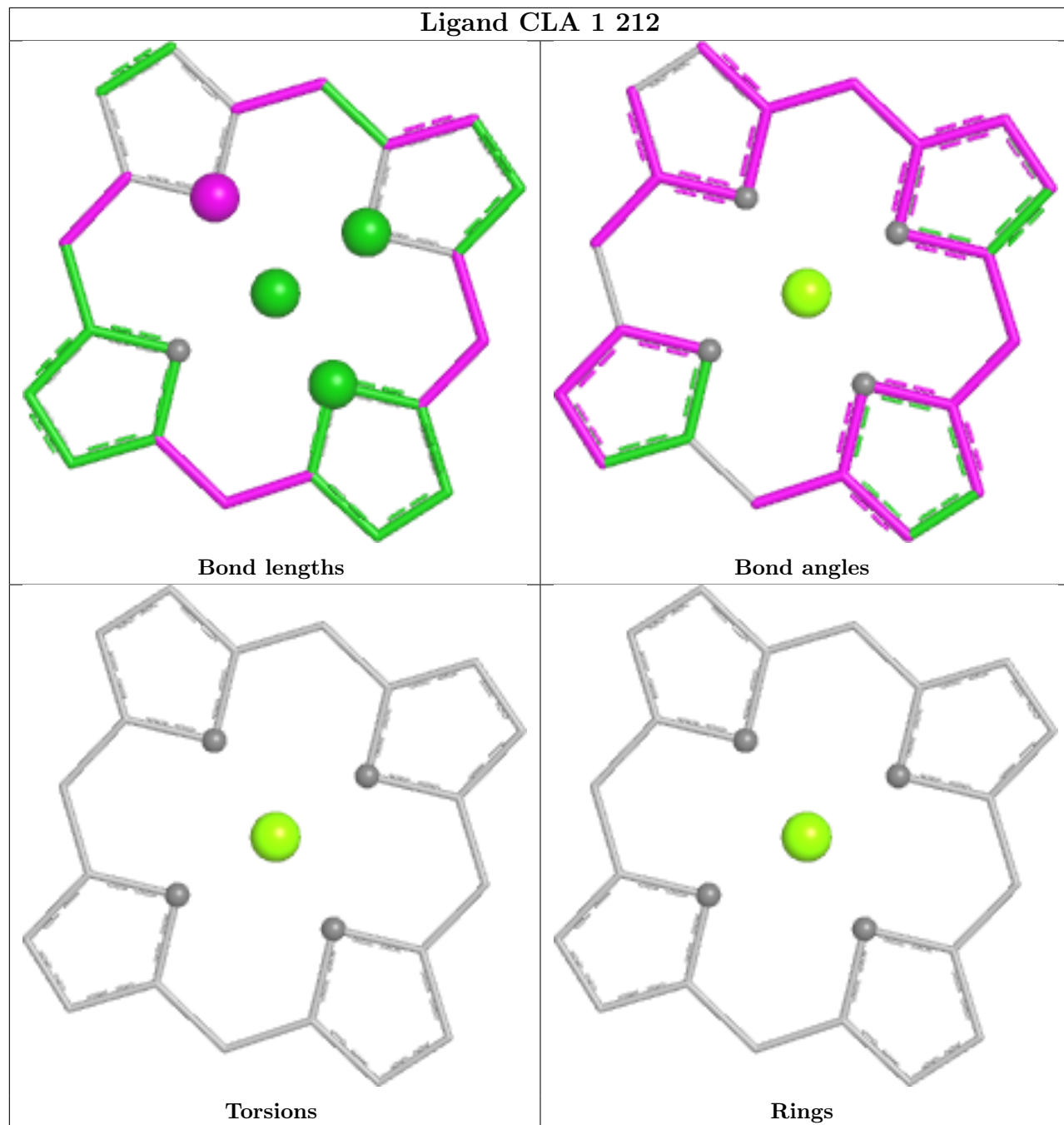




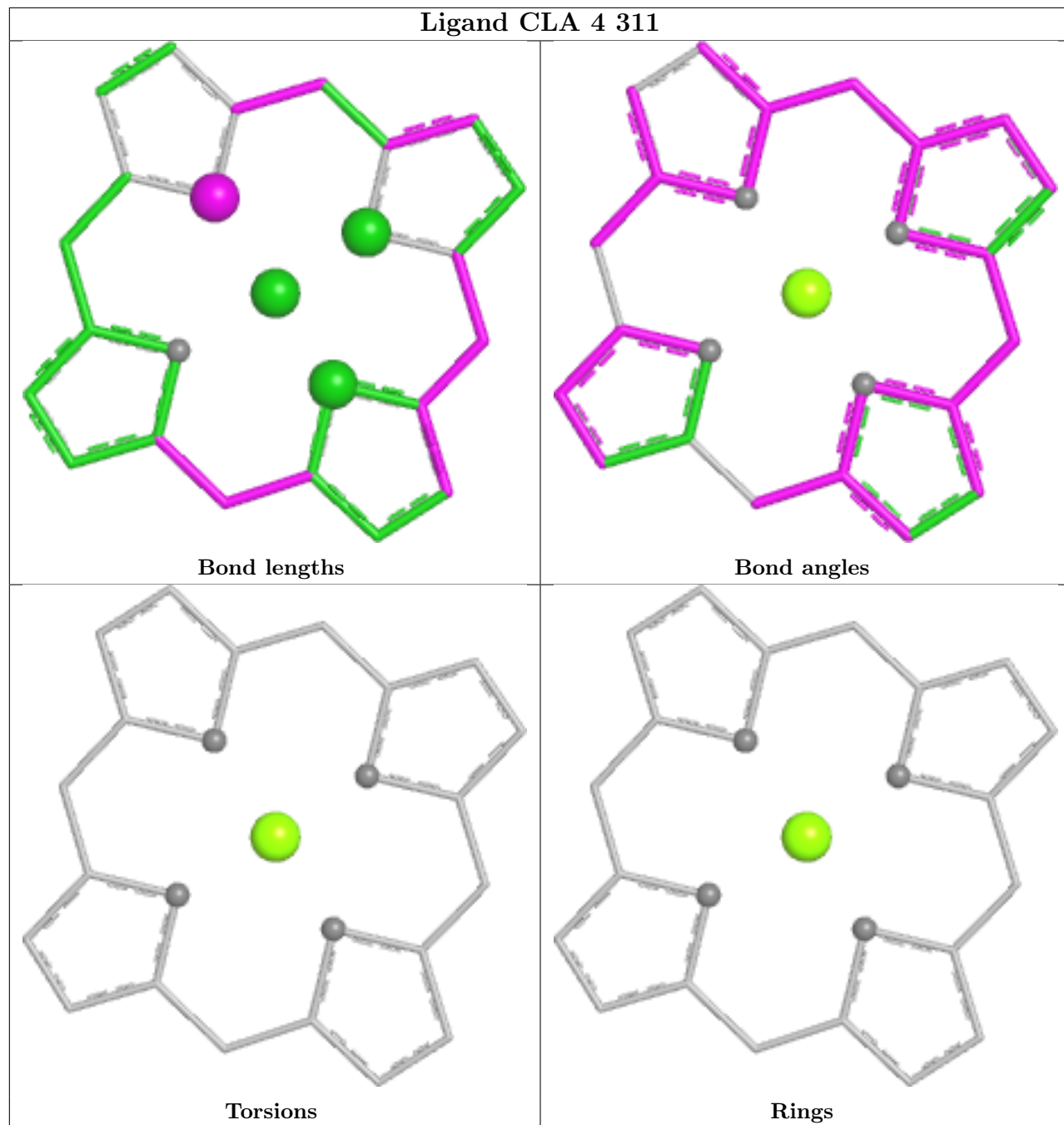


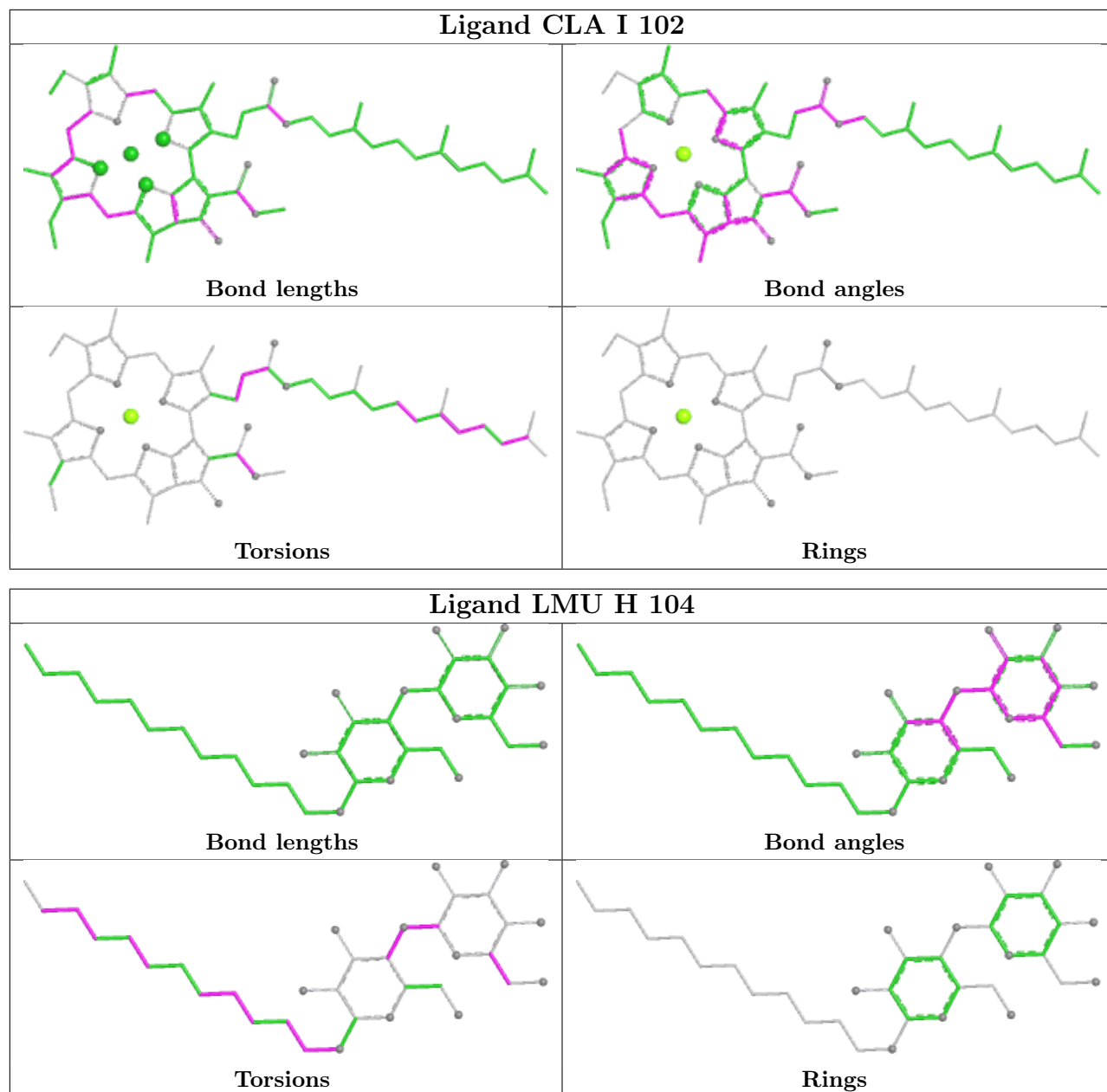


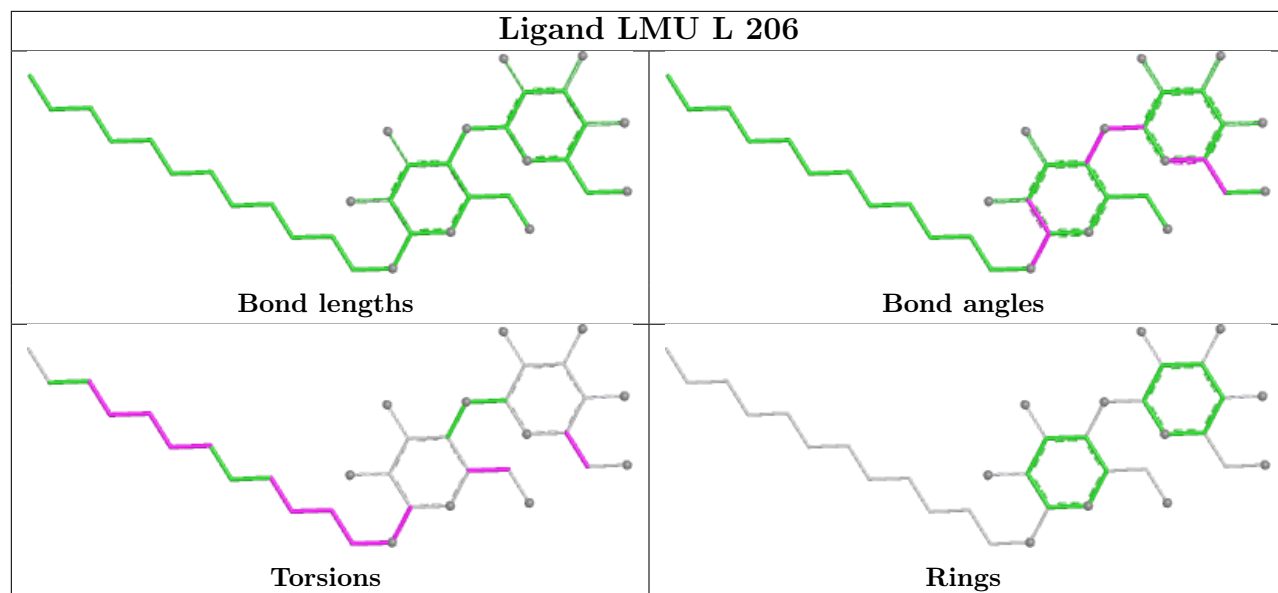
Ligand CLA 1 212

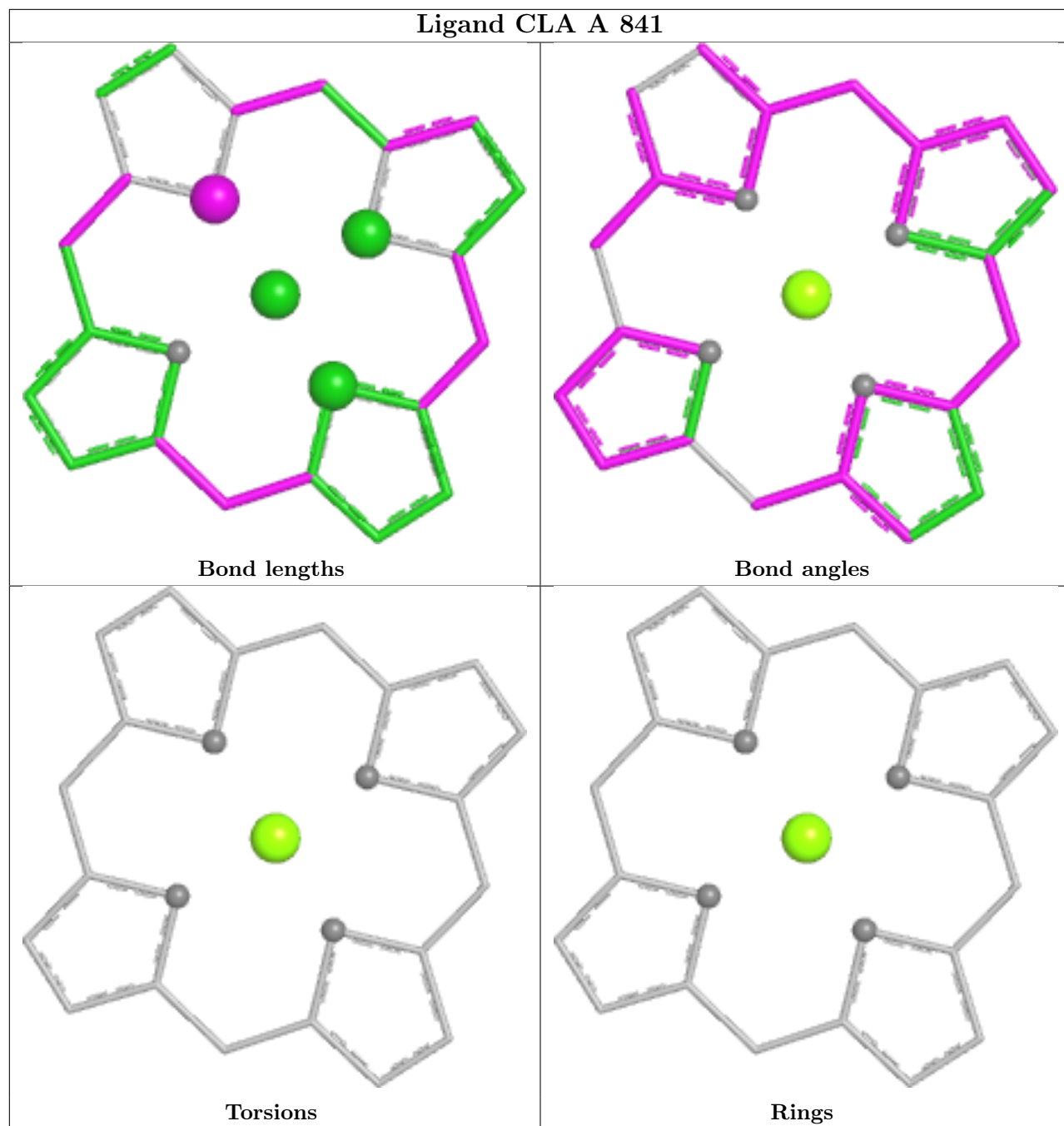


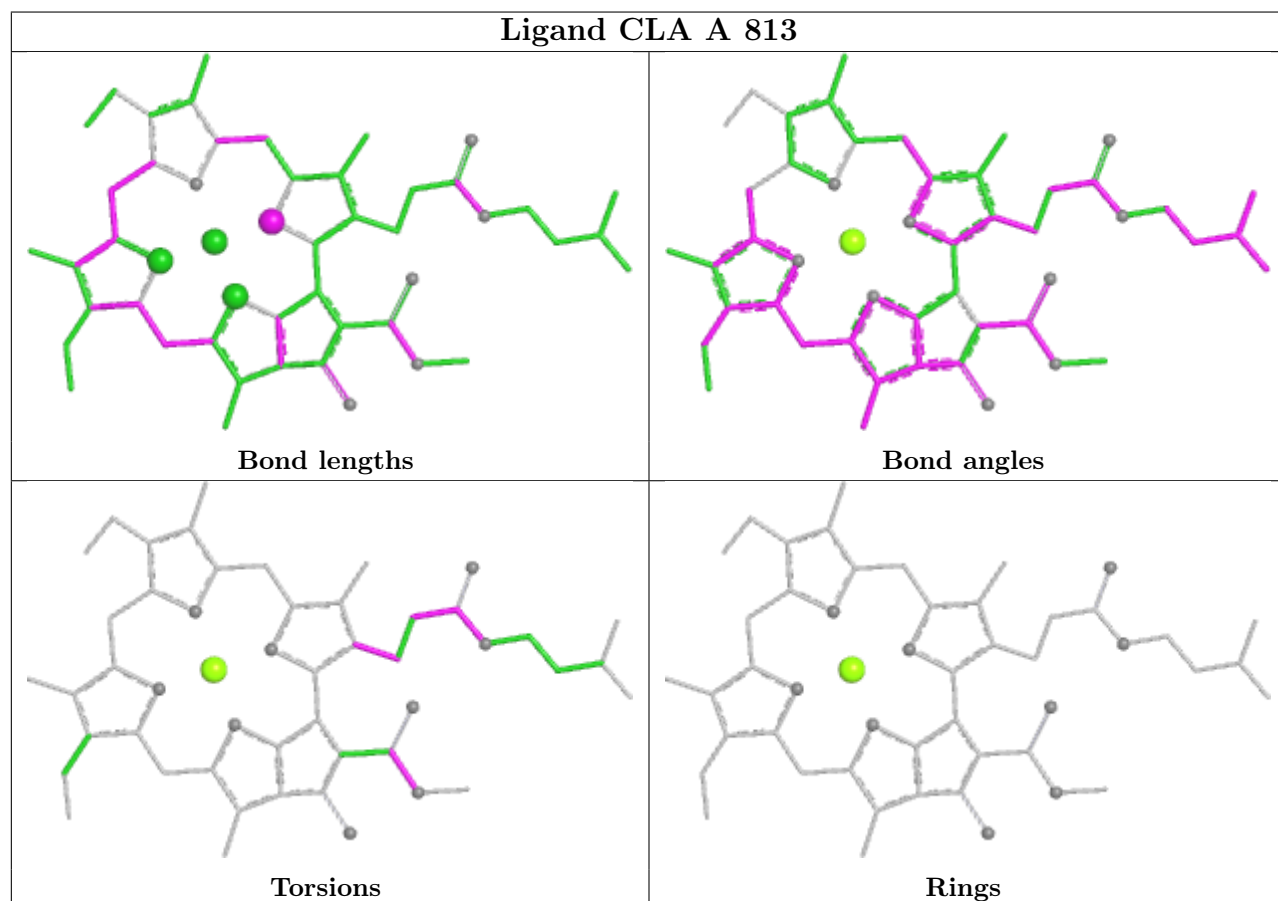
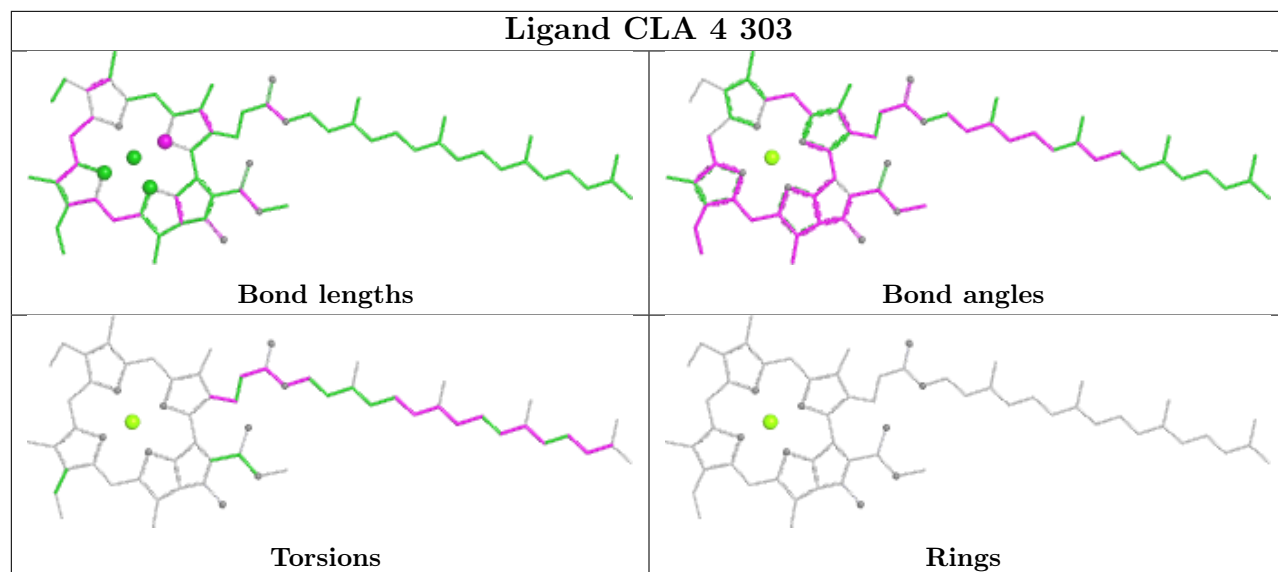
Ligand CLA 4 311

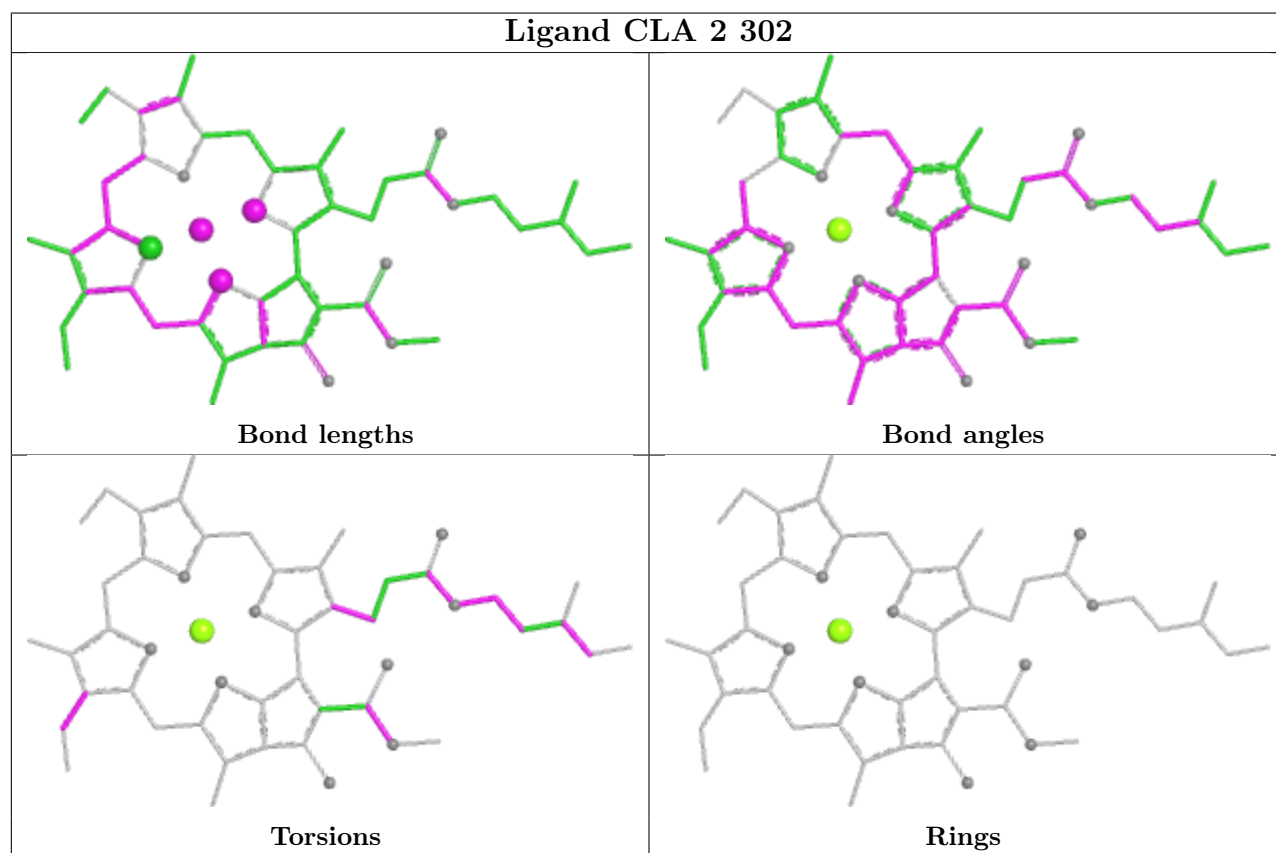
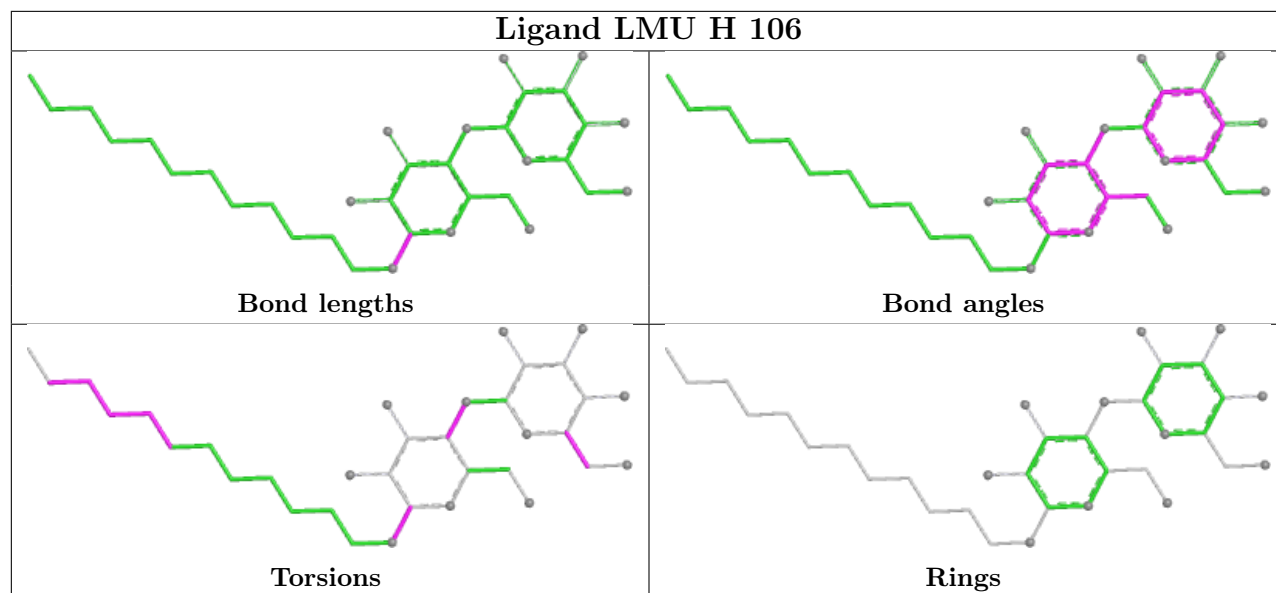


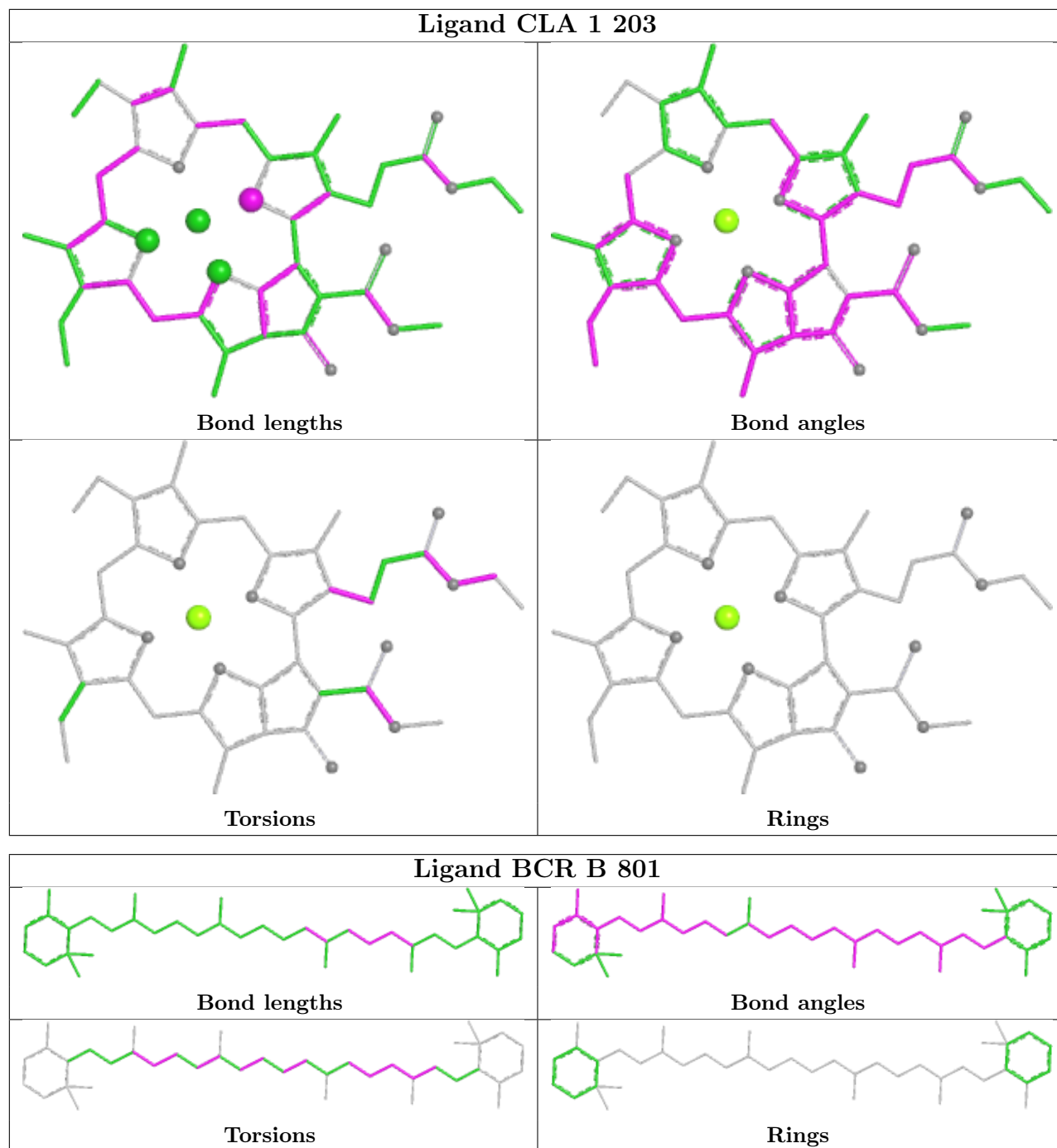




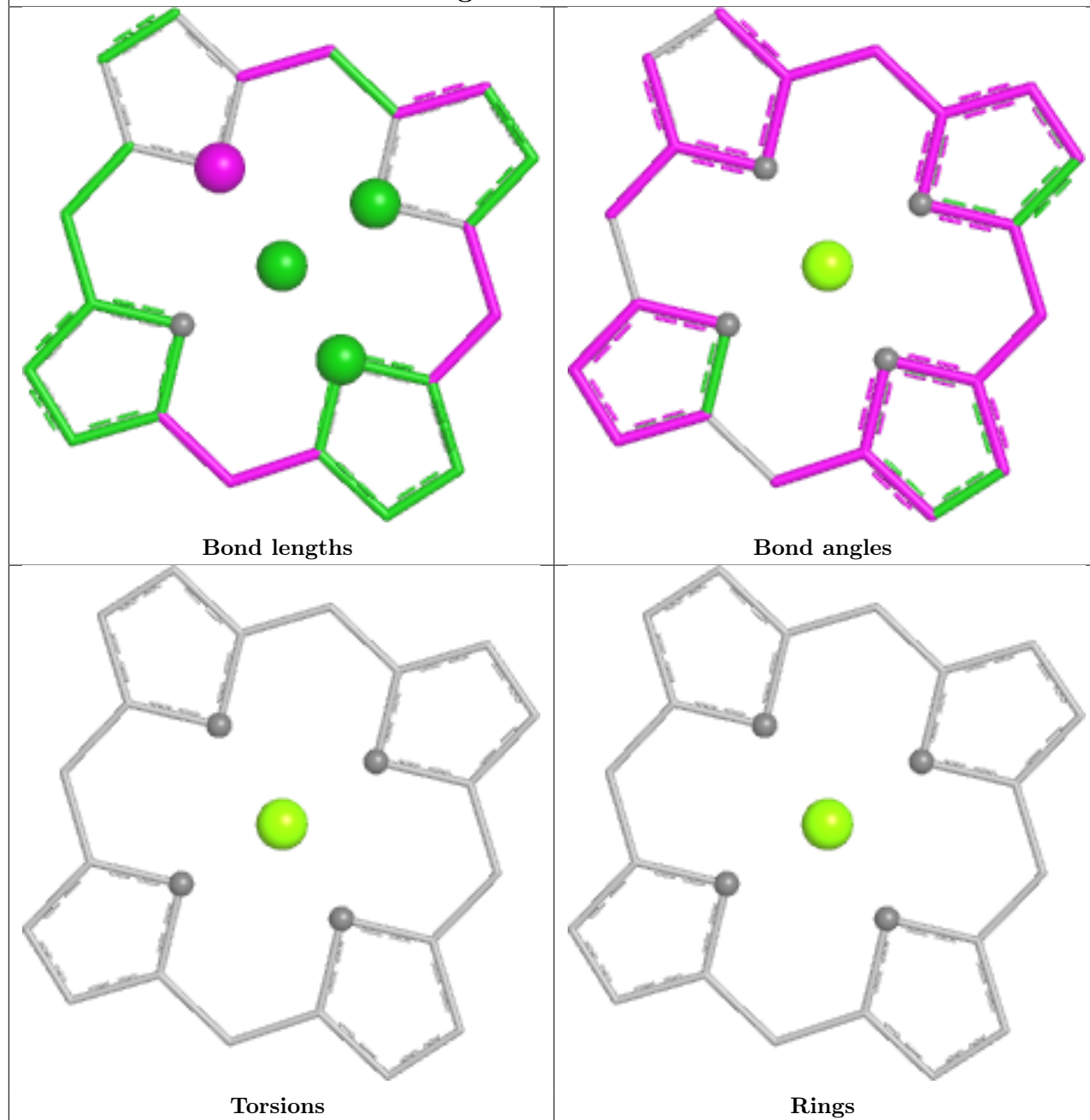


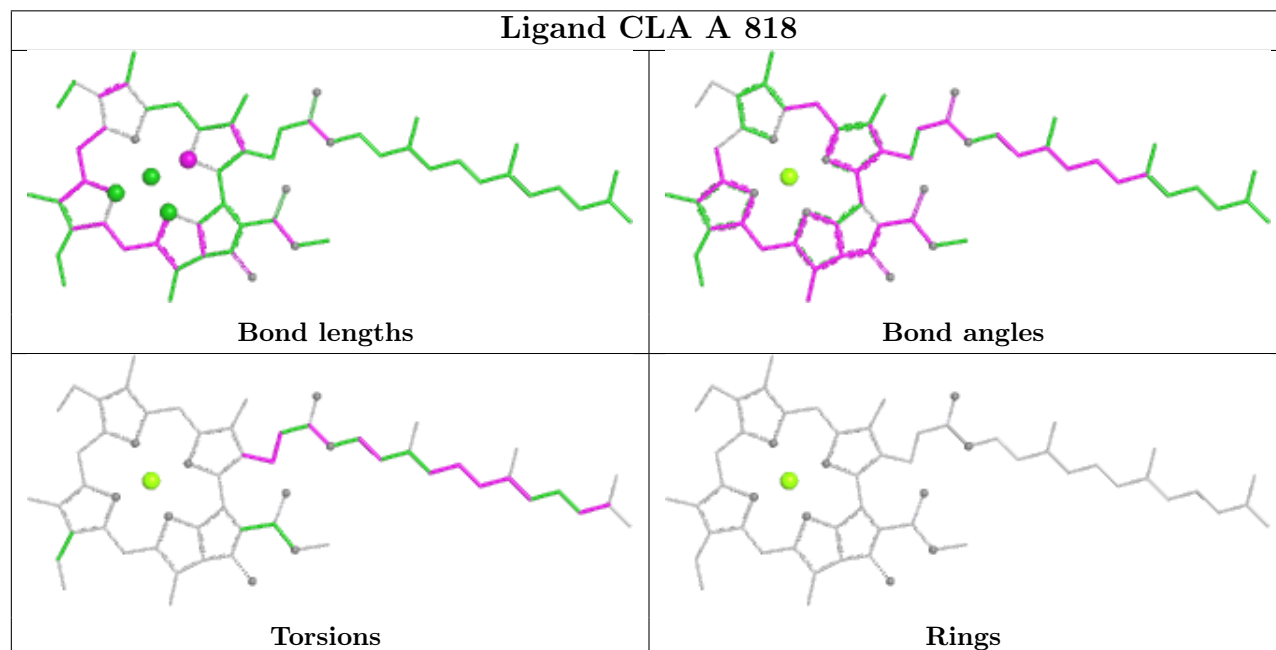
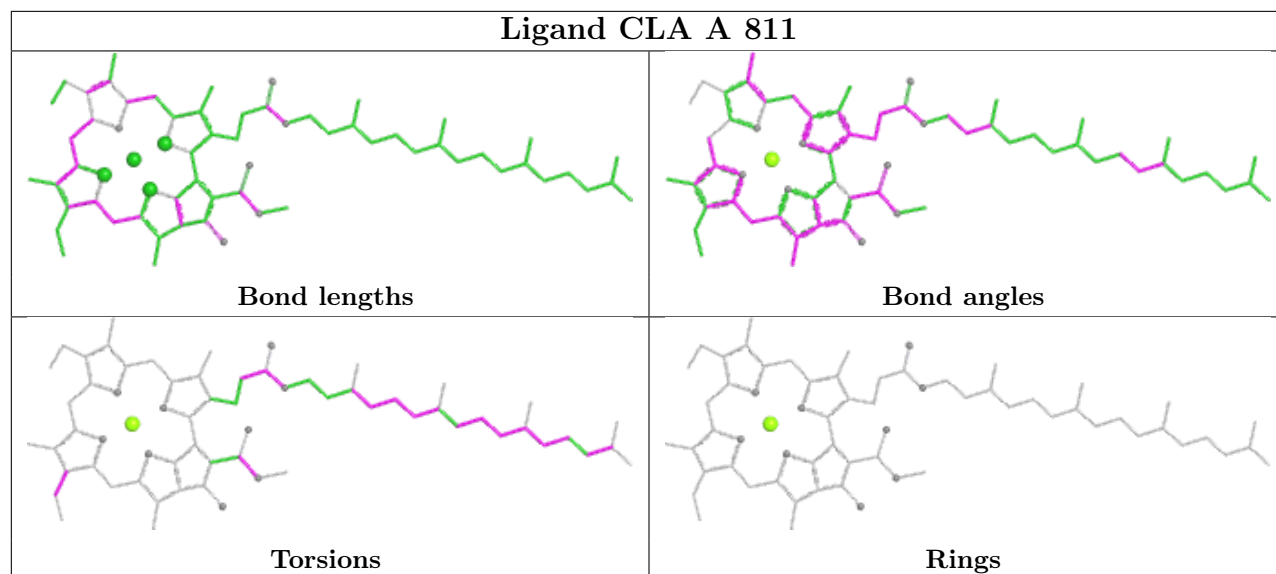


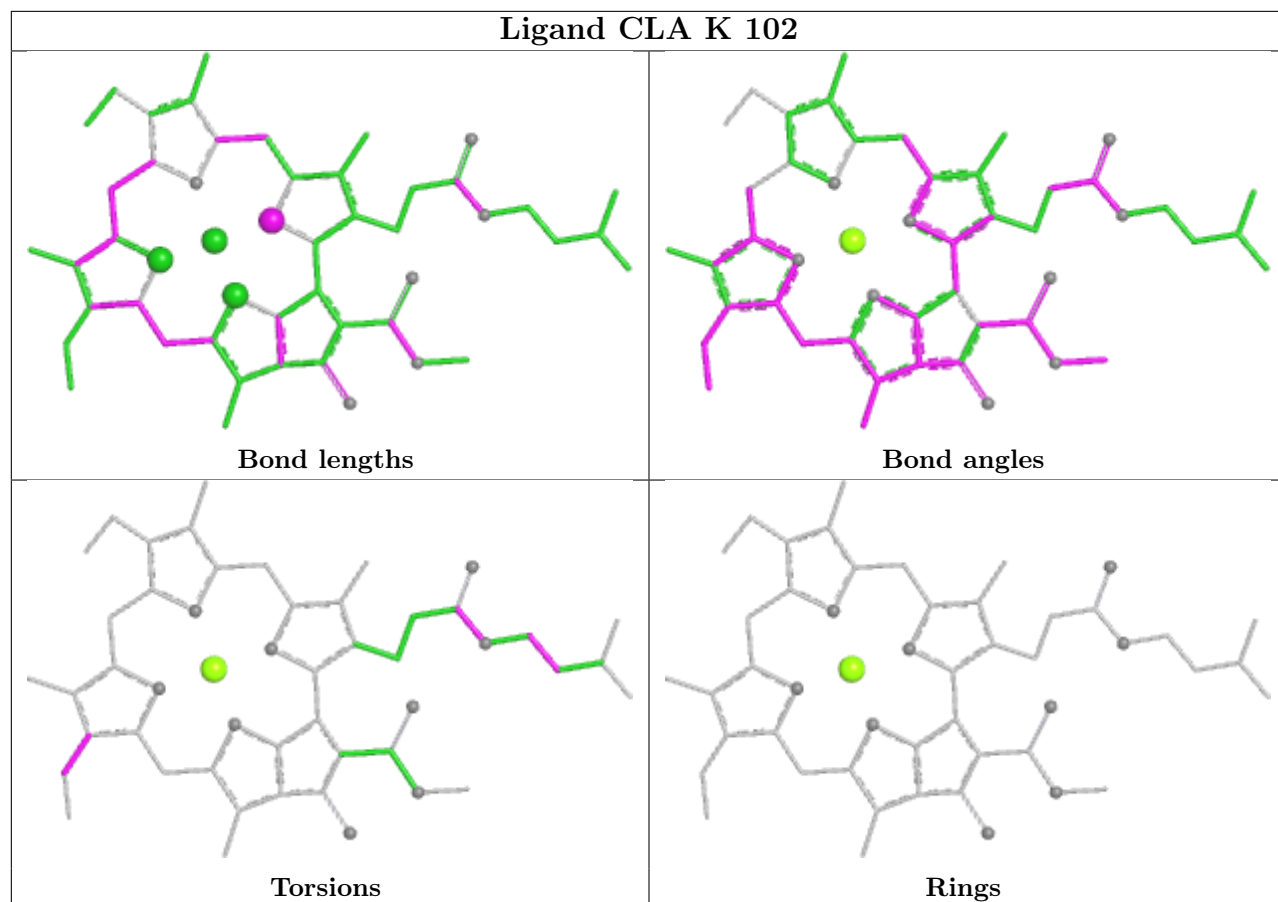


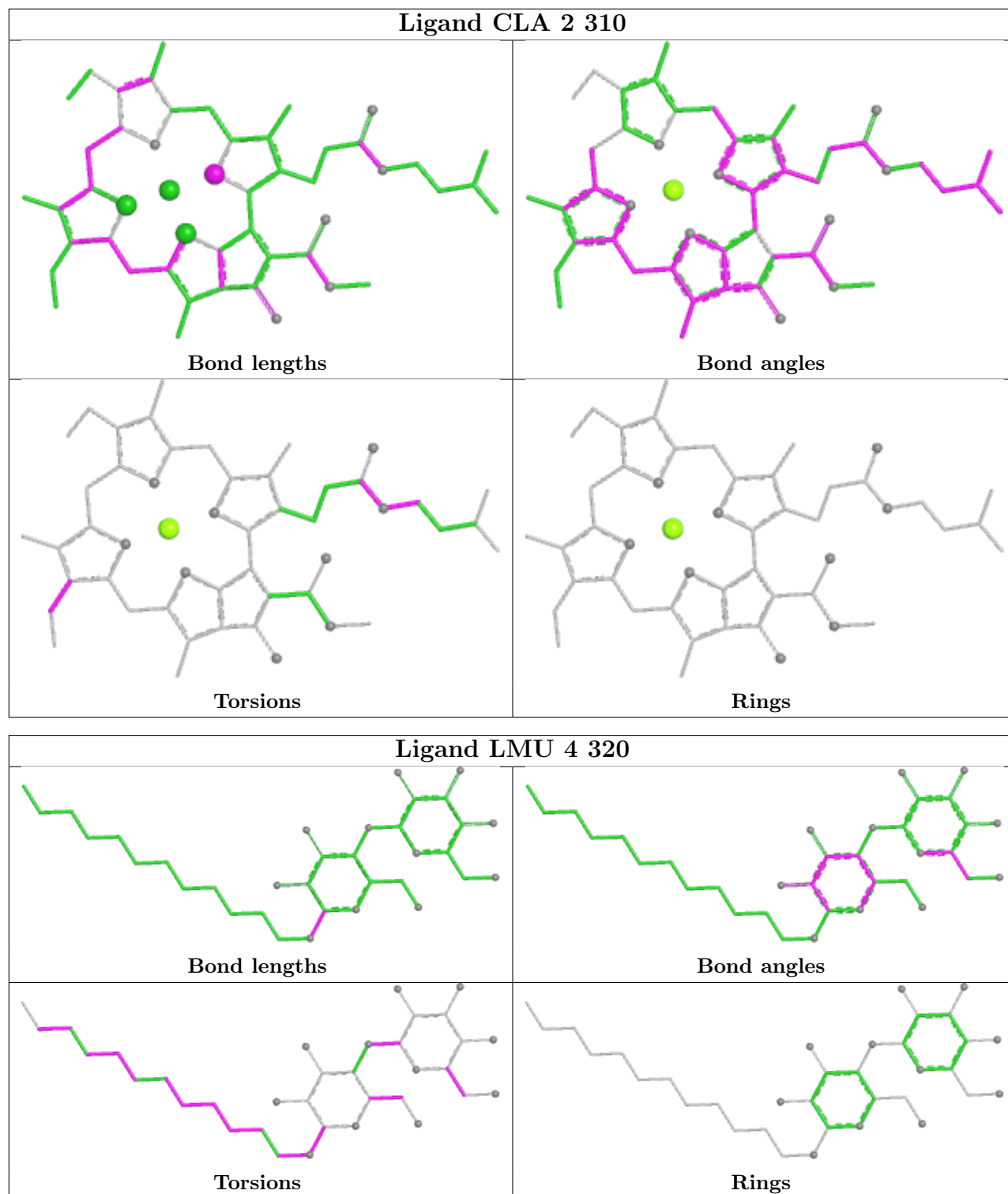


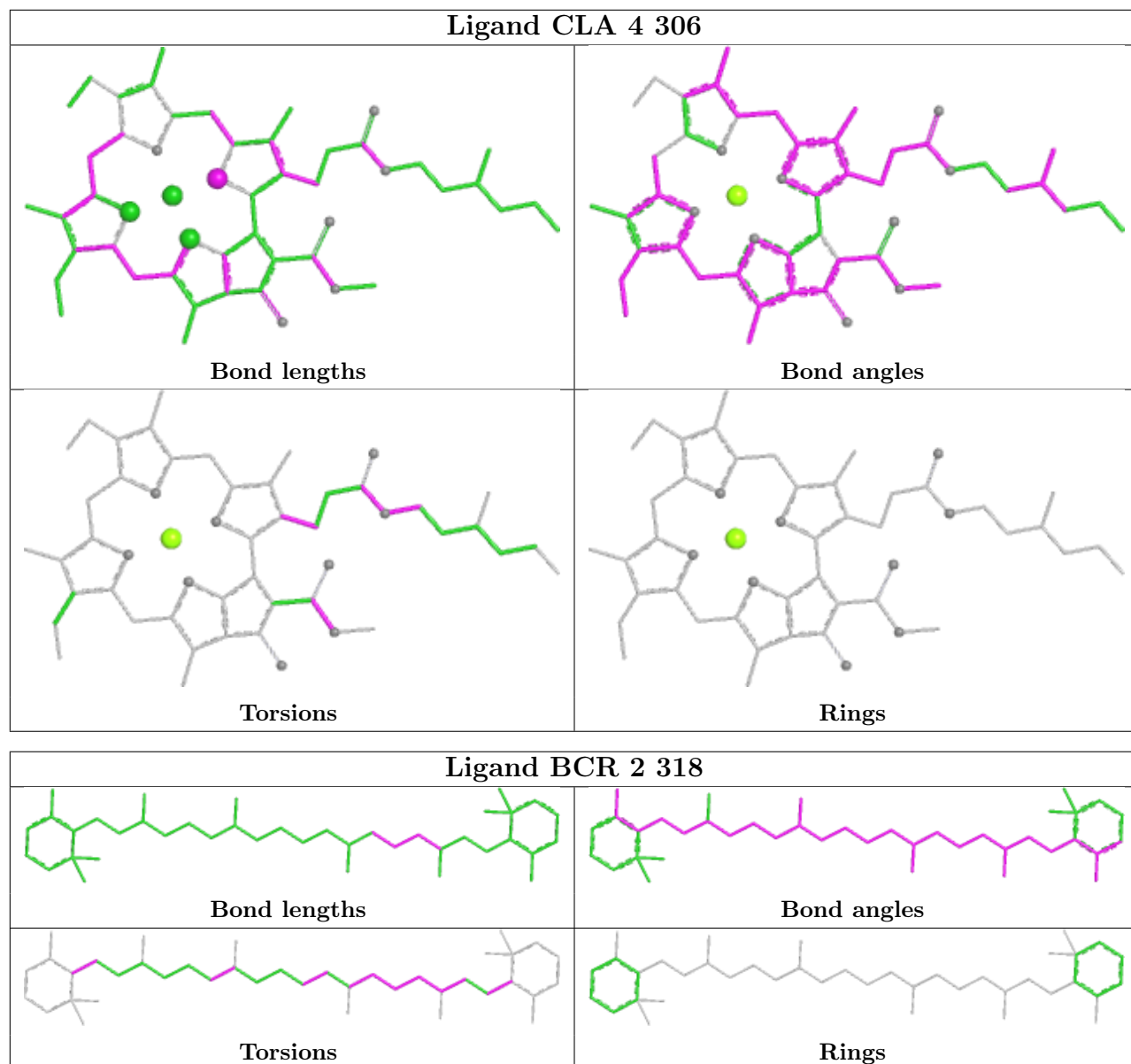
Ligand CLA 4 314

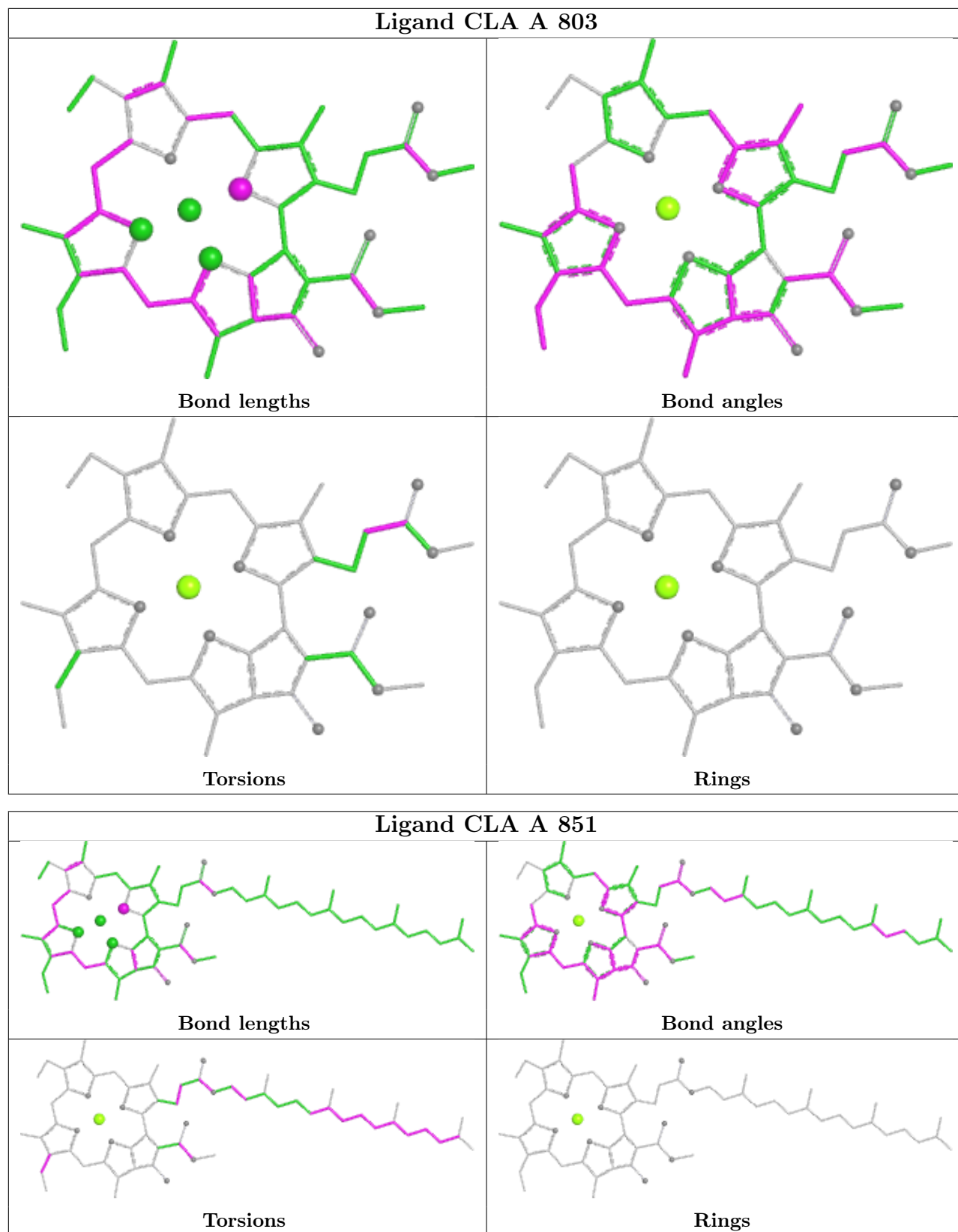


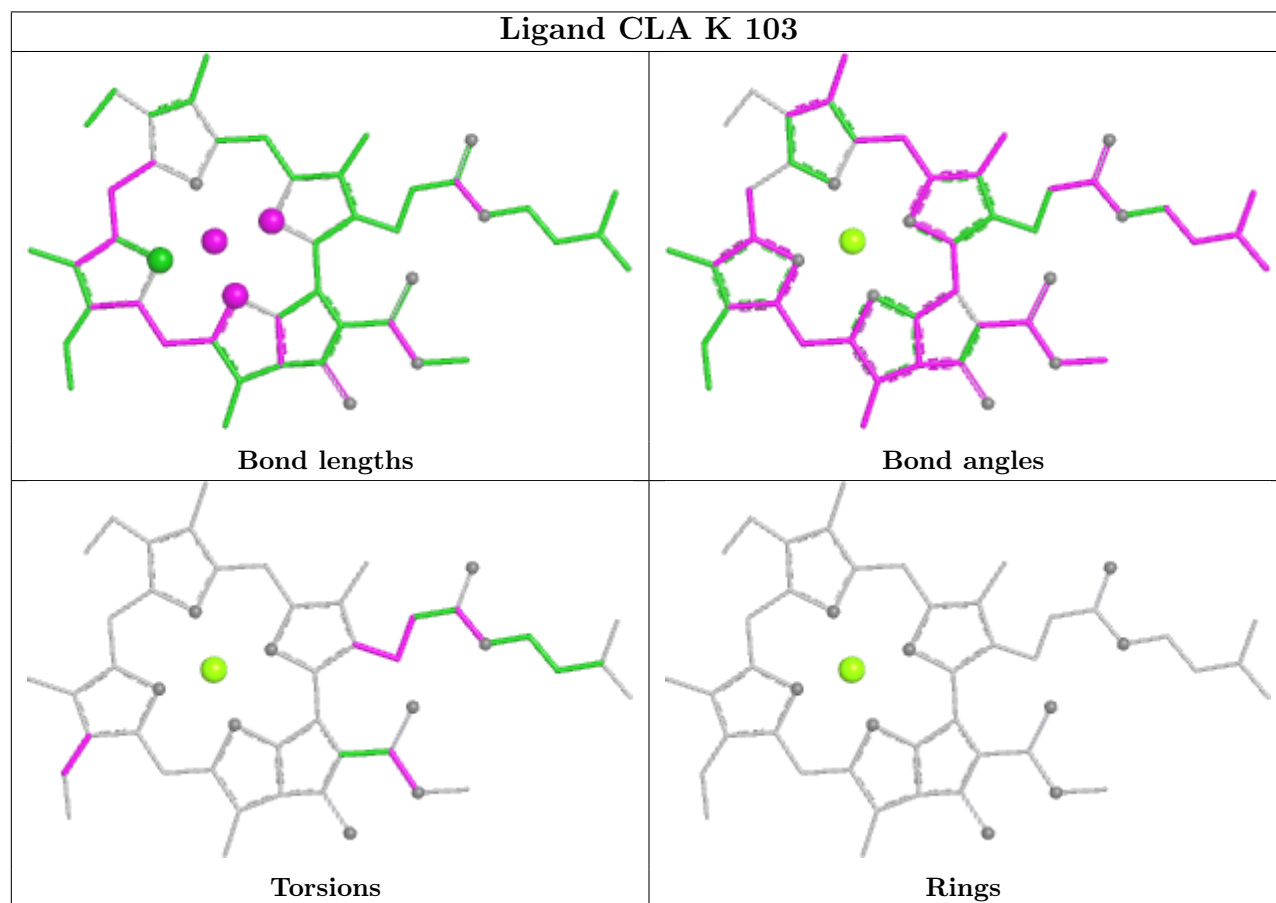
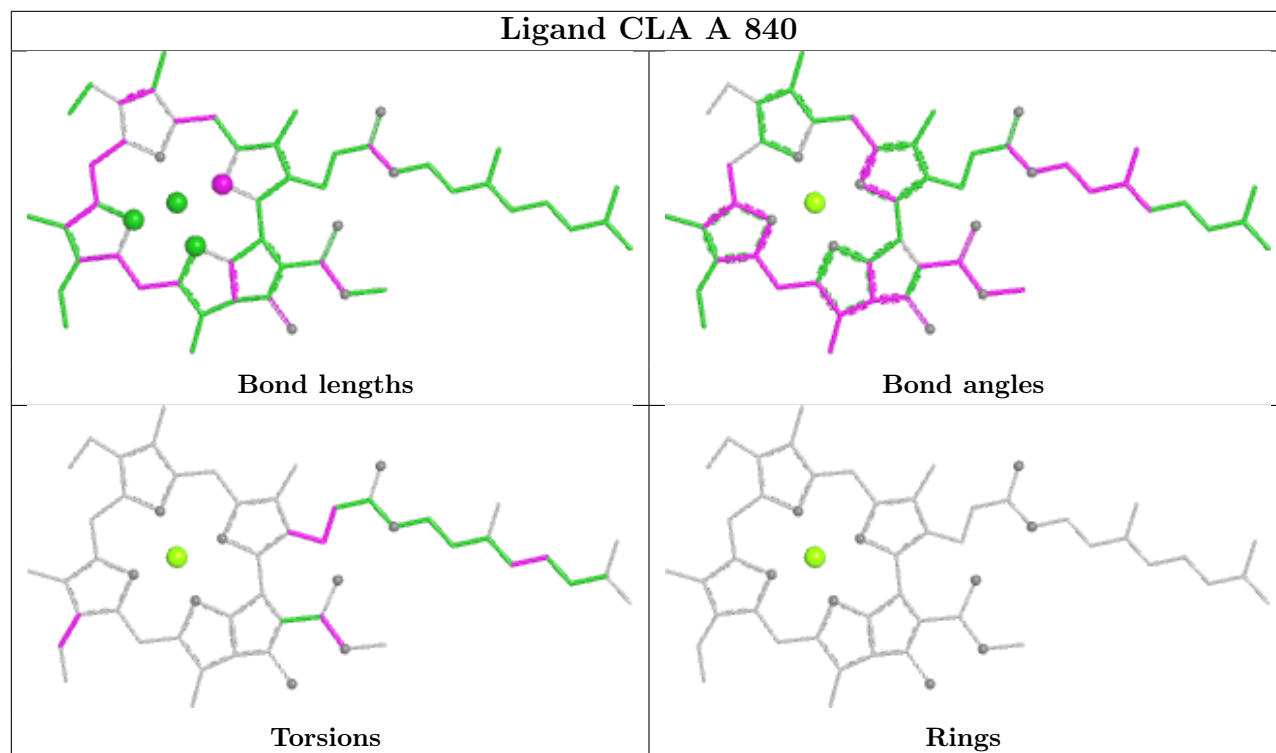


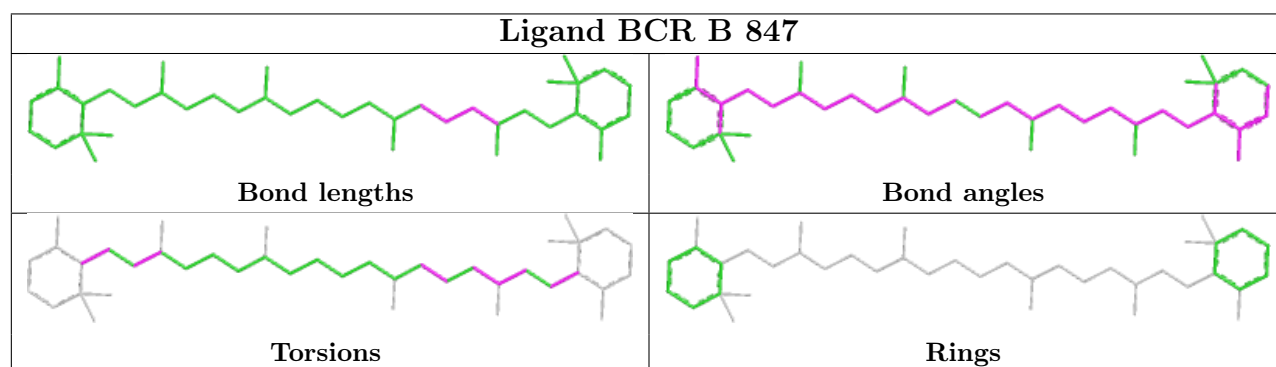
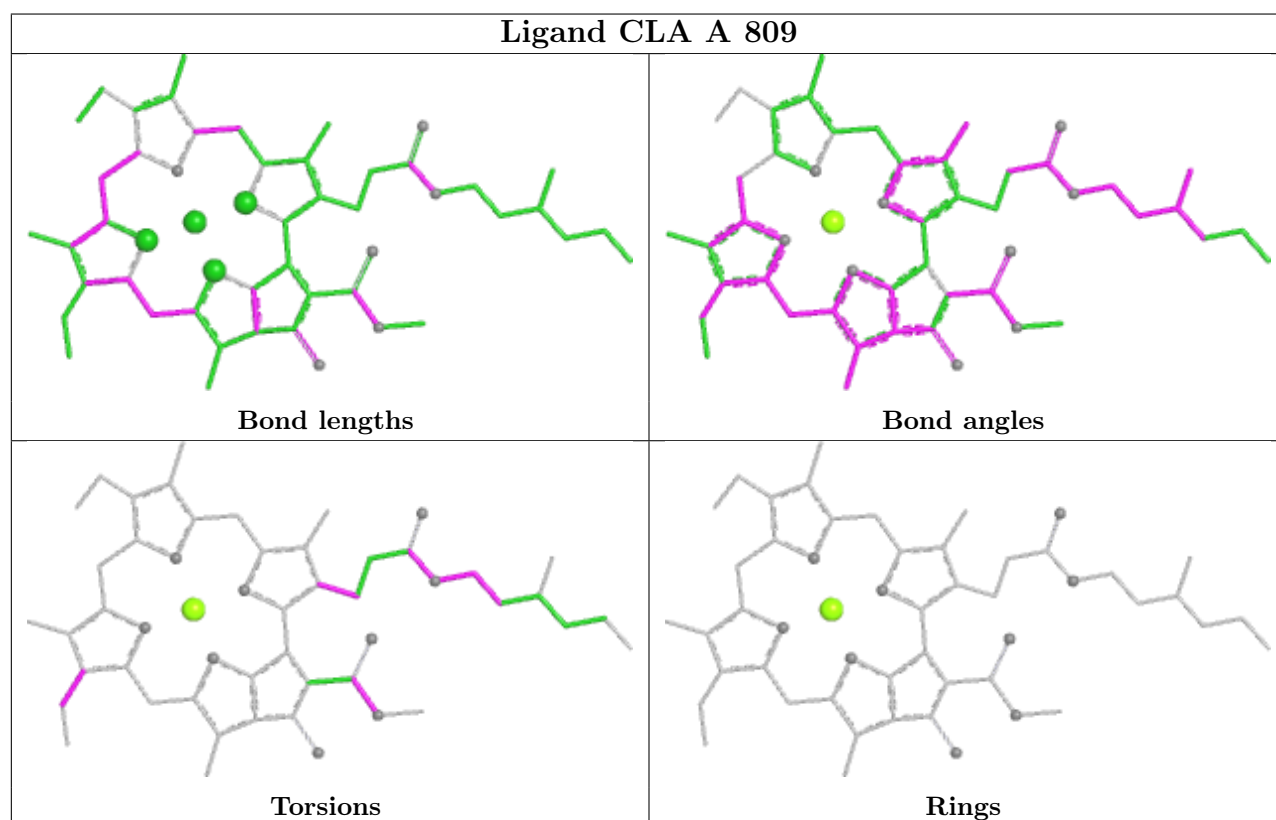
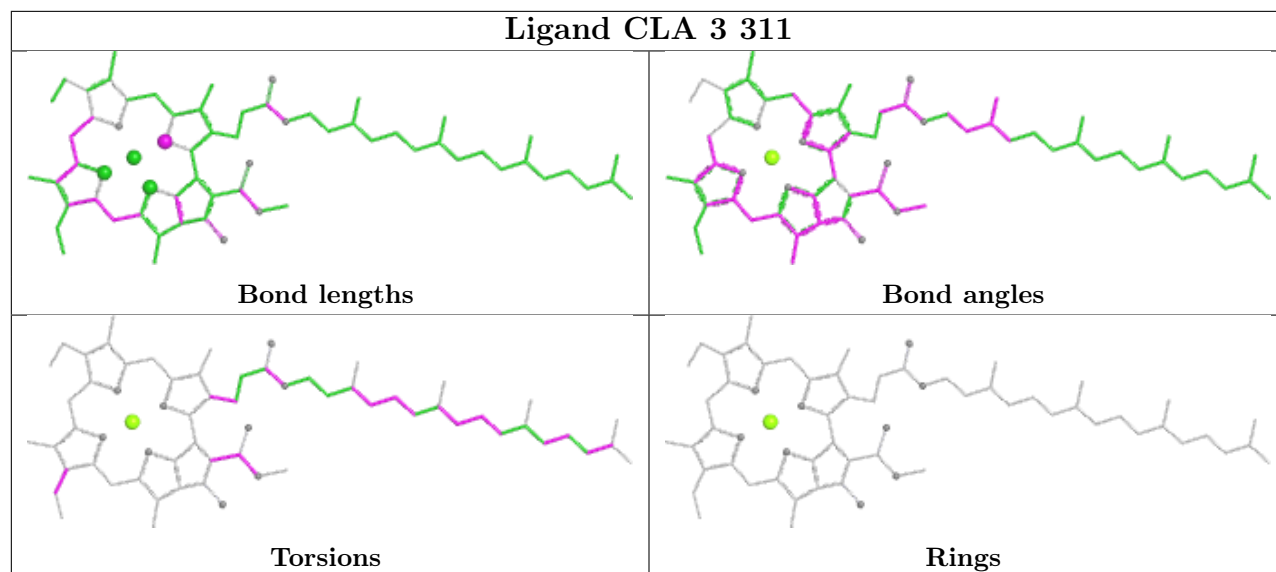


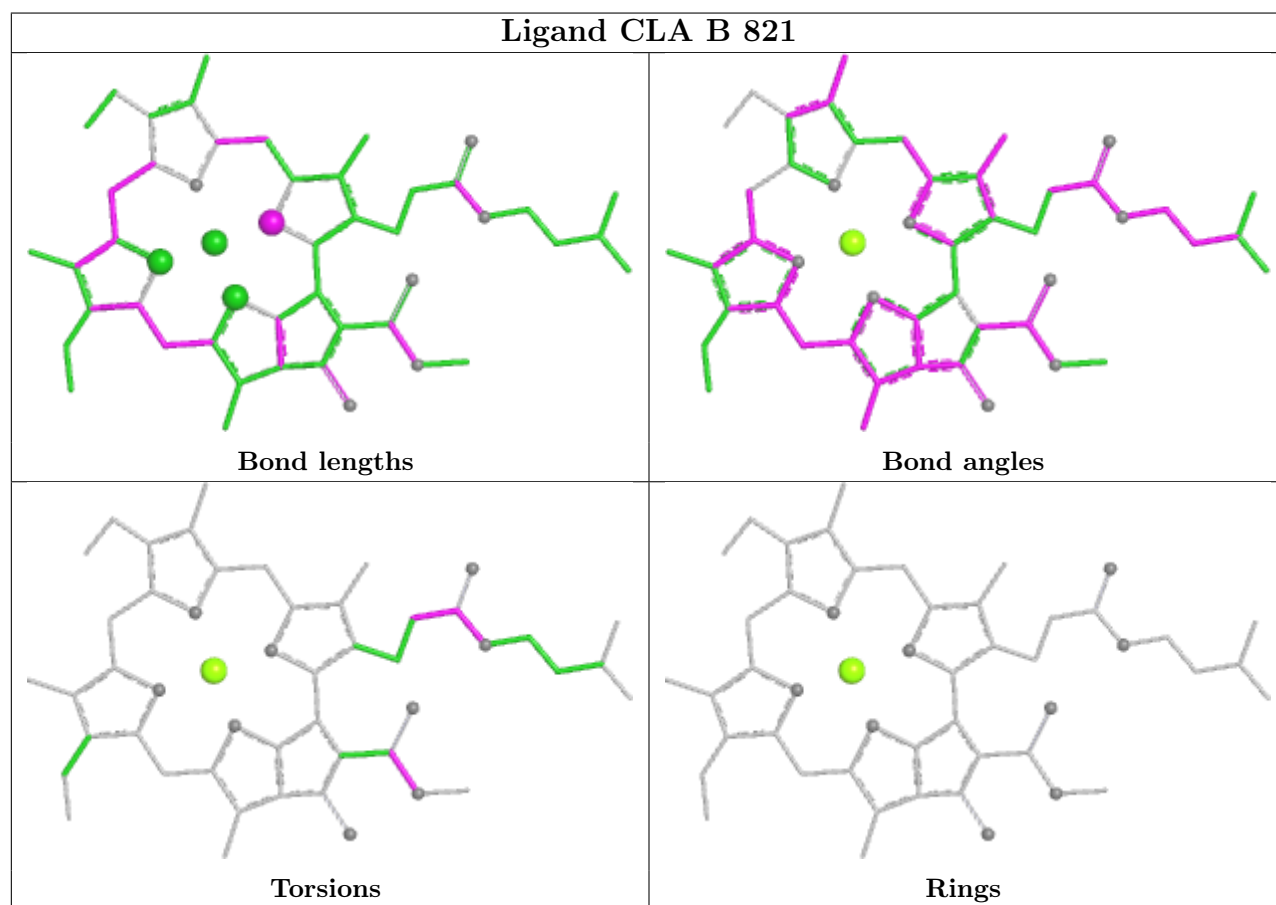
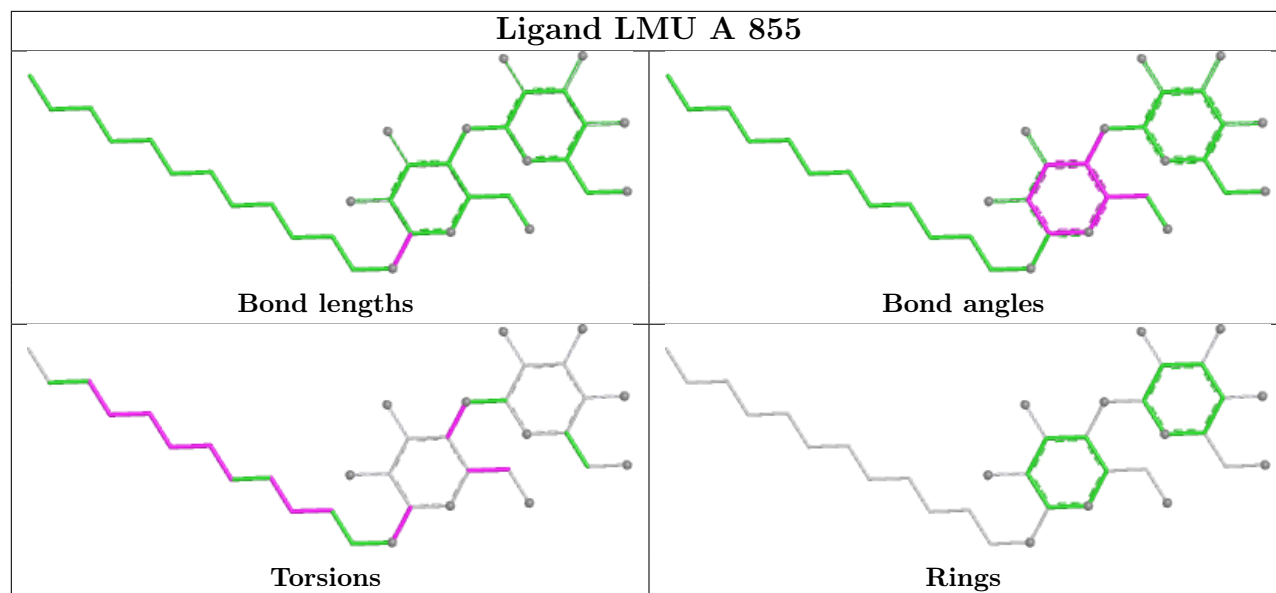


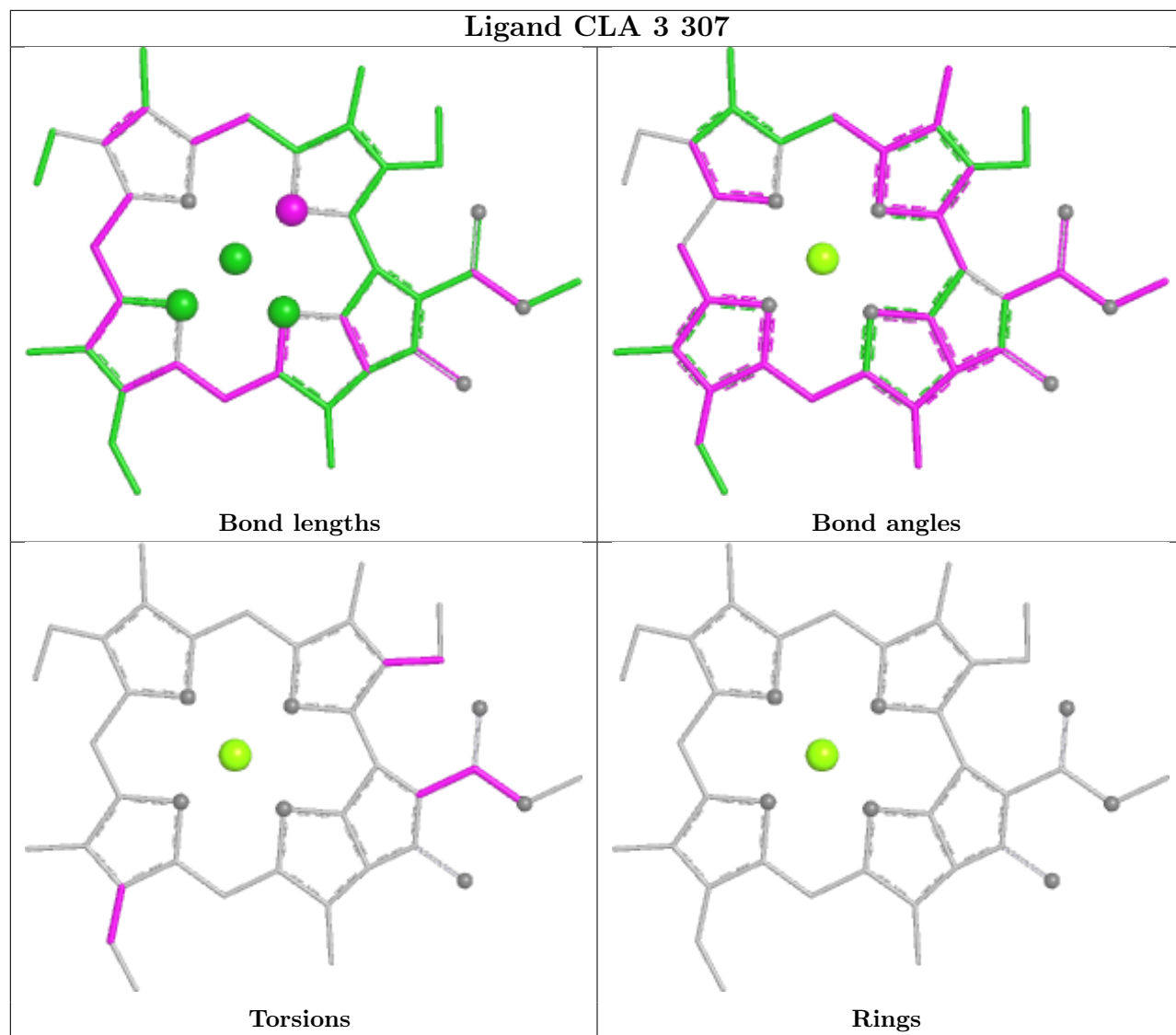


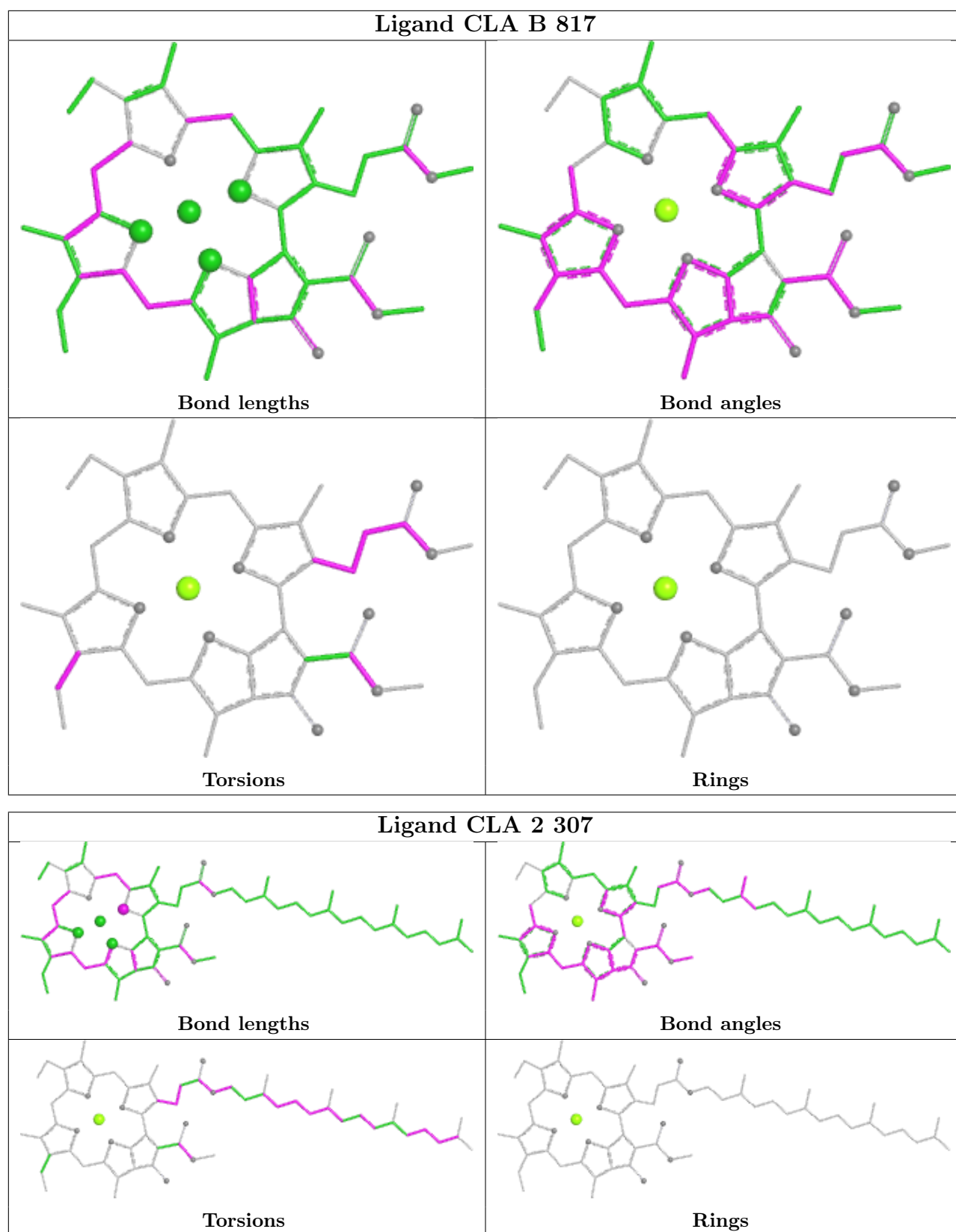


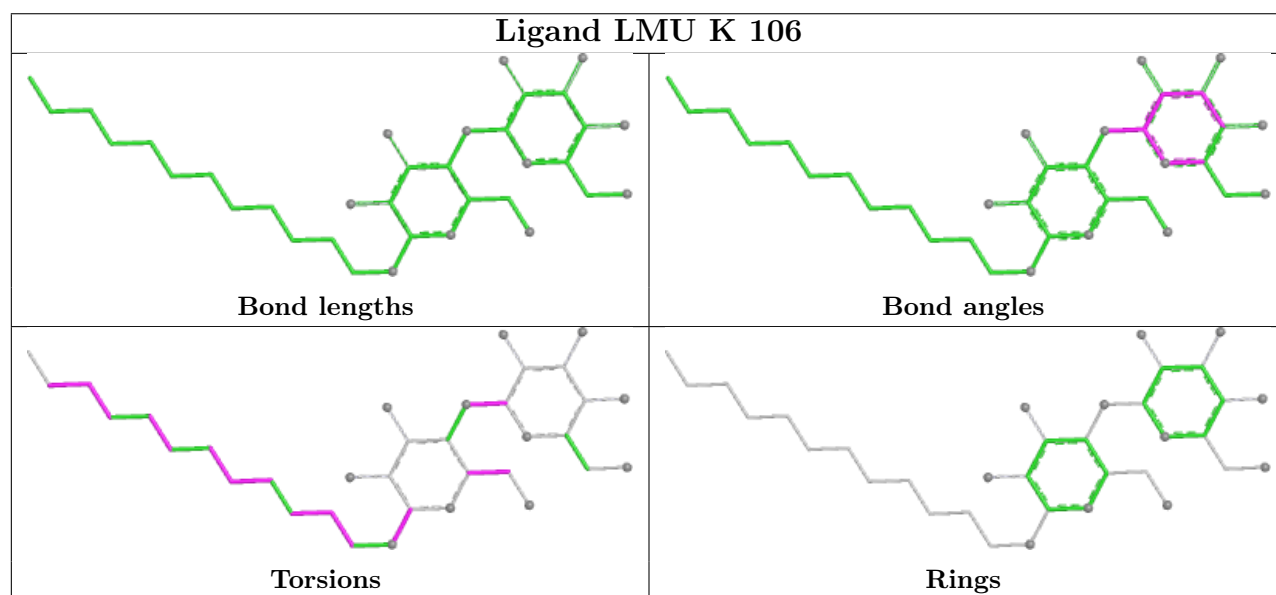
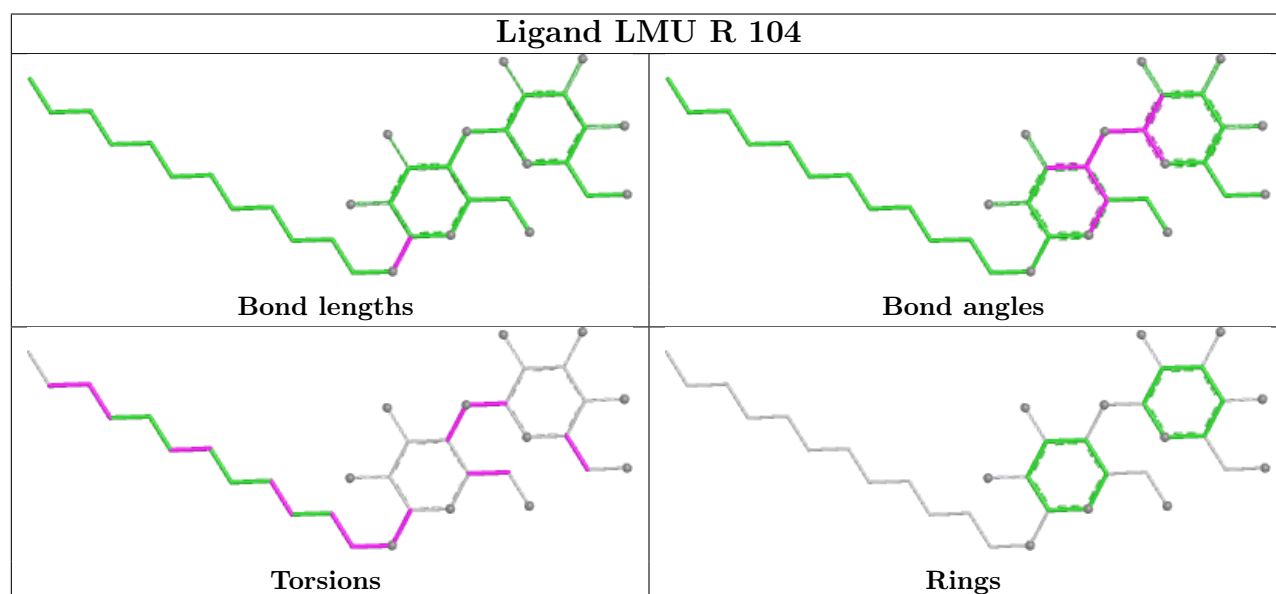
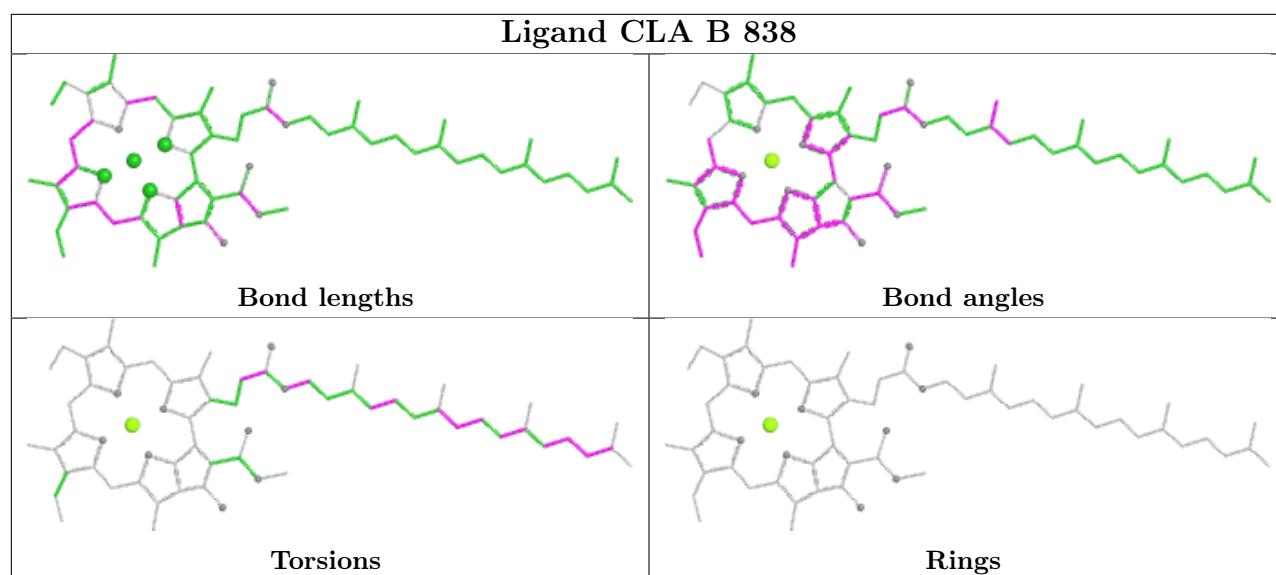


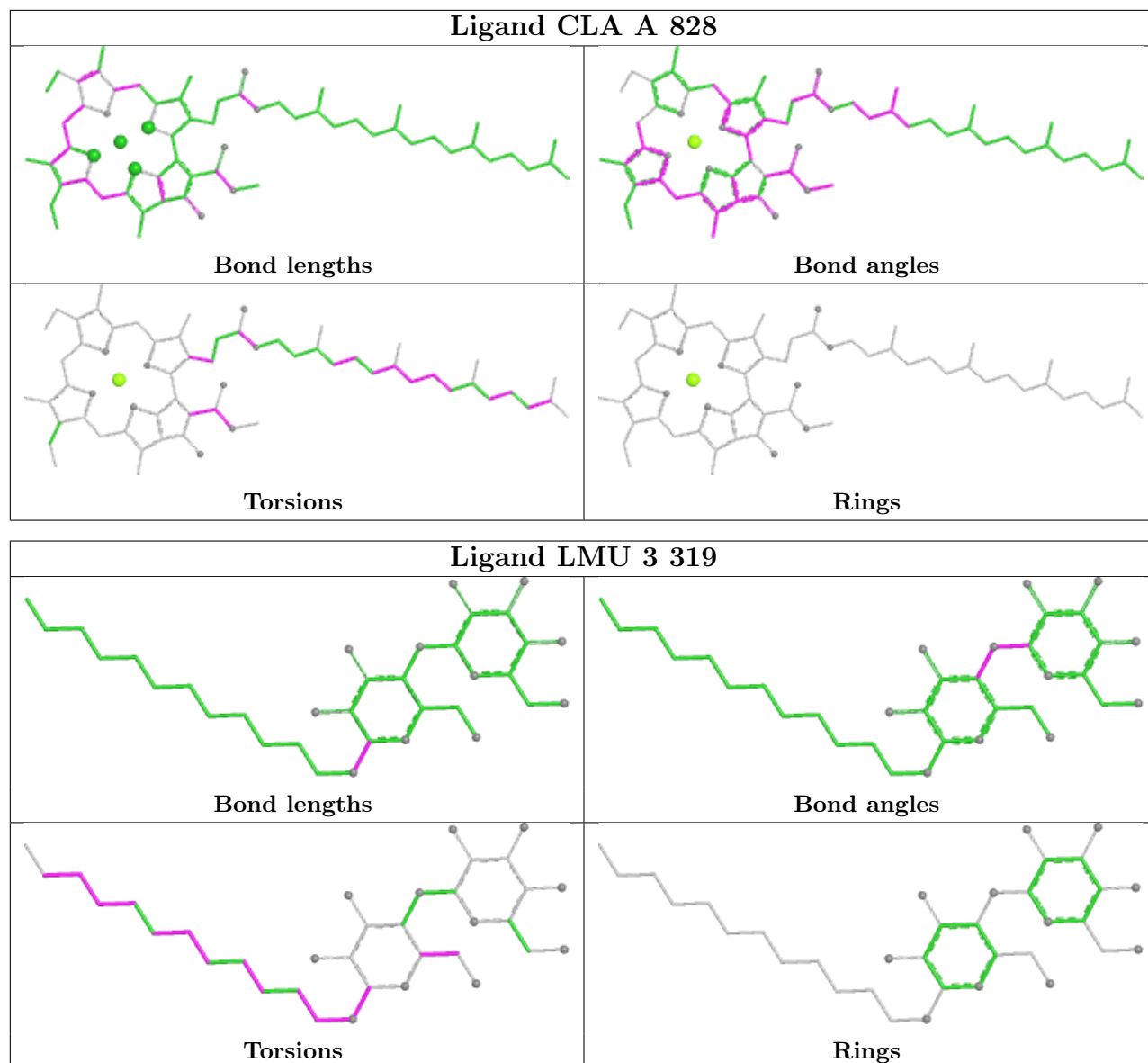


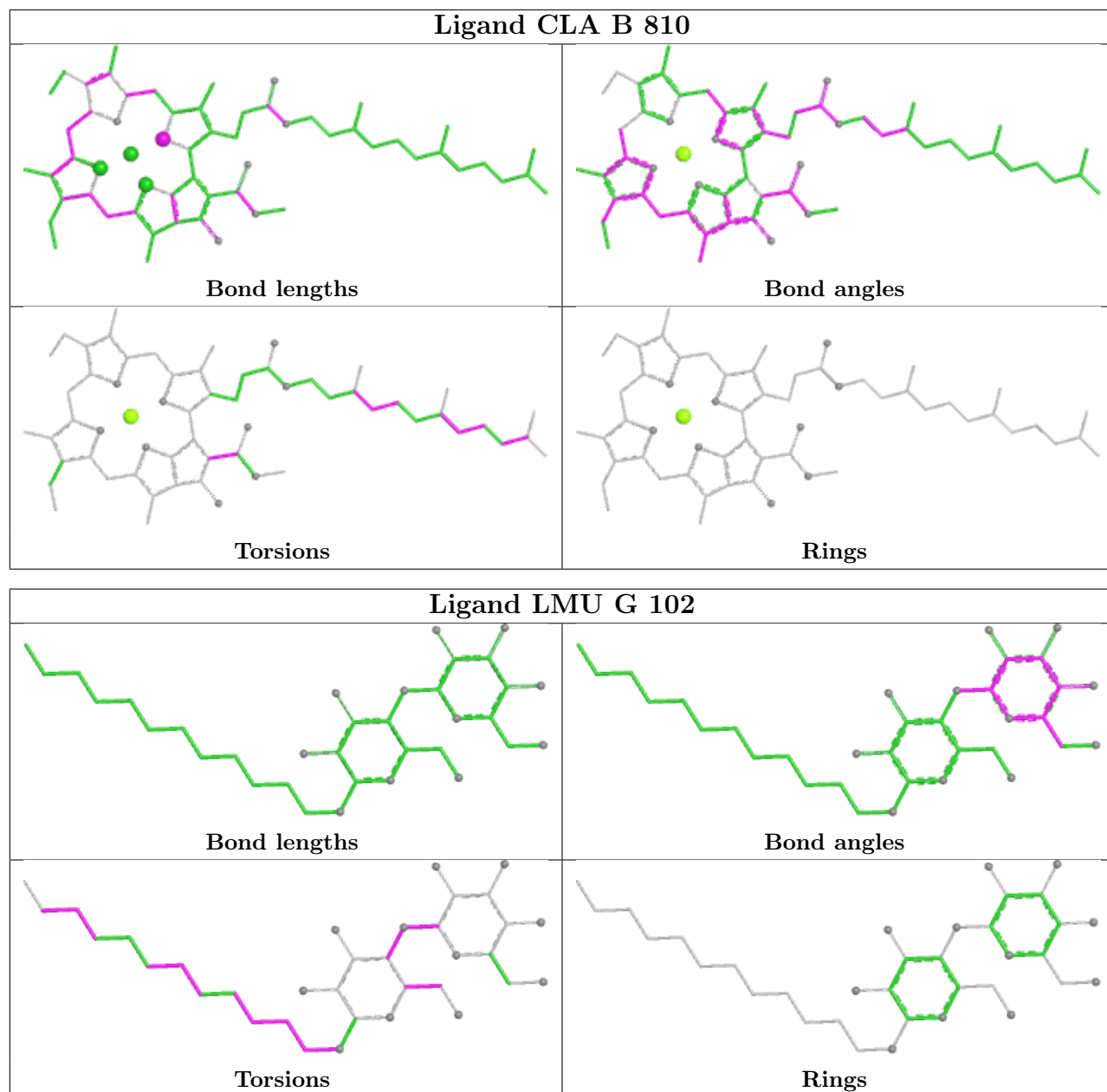




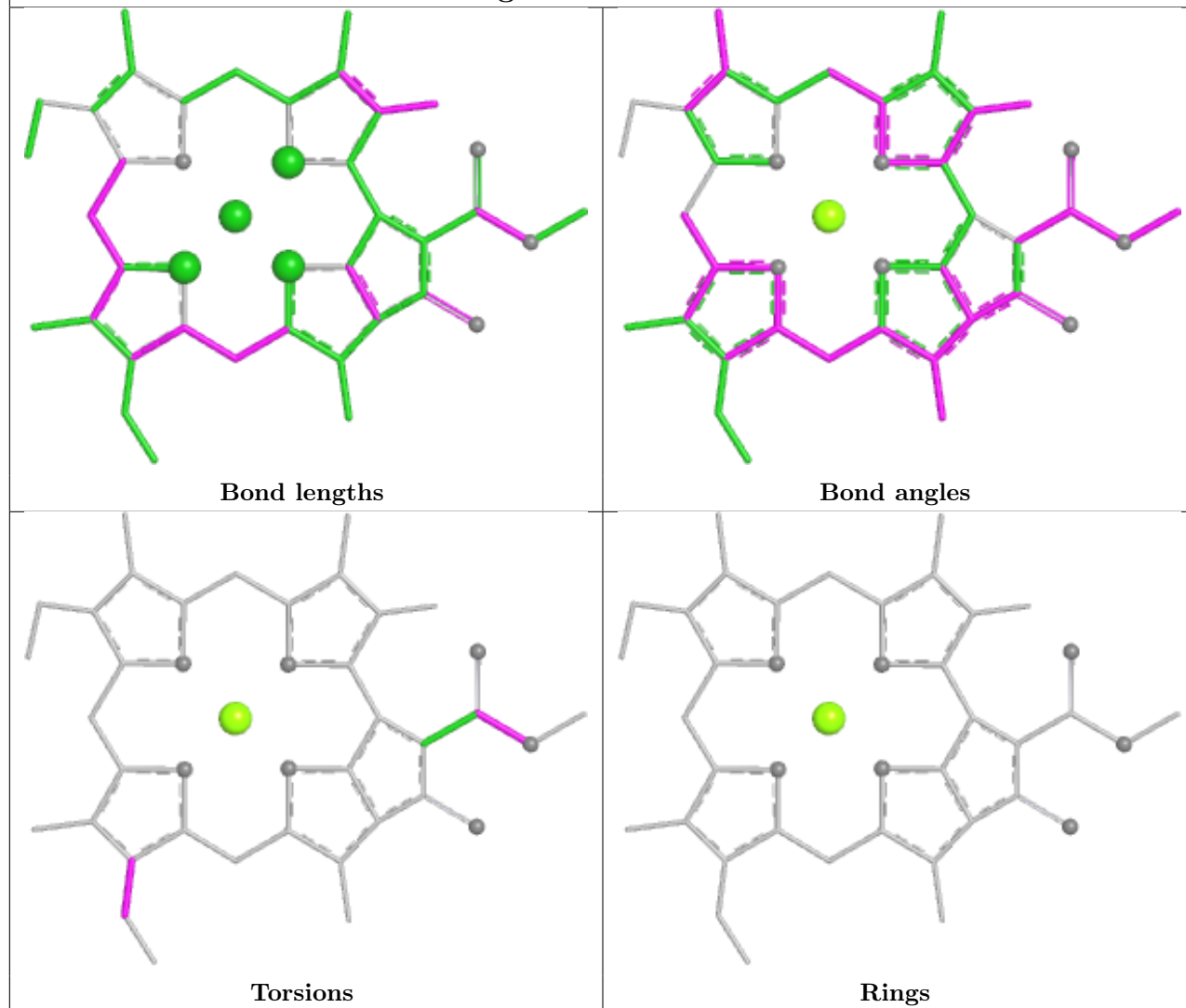




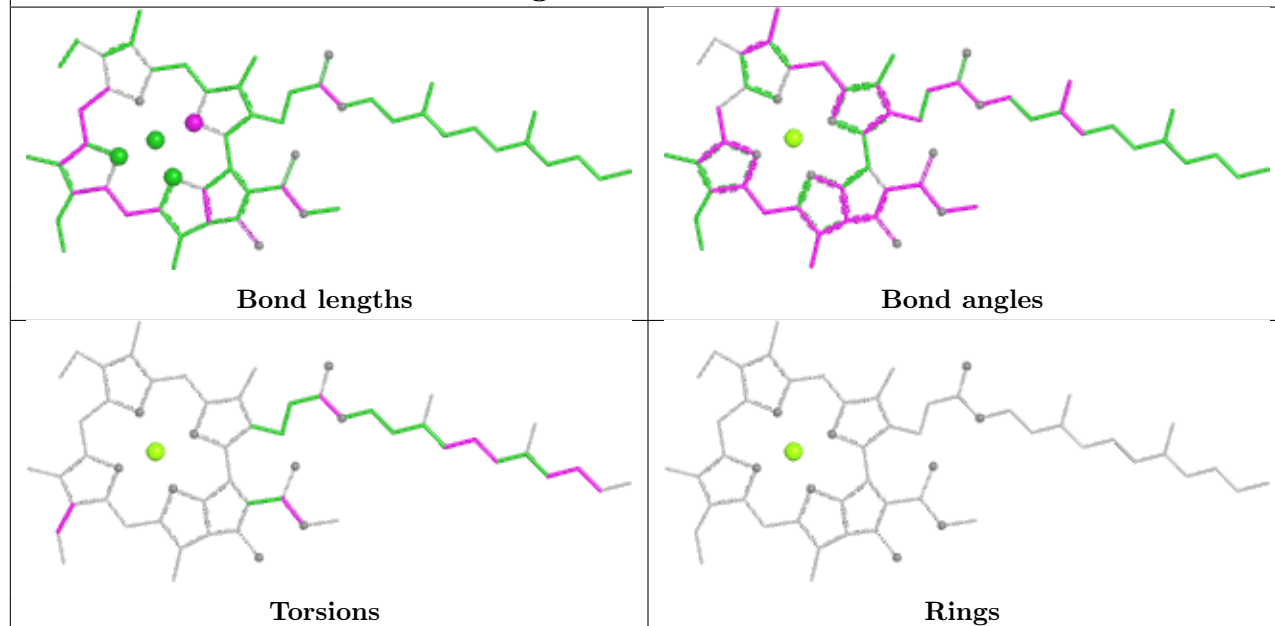


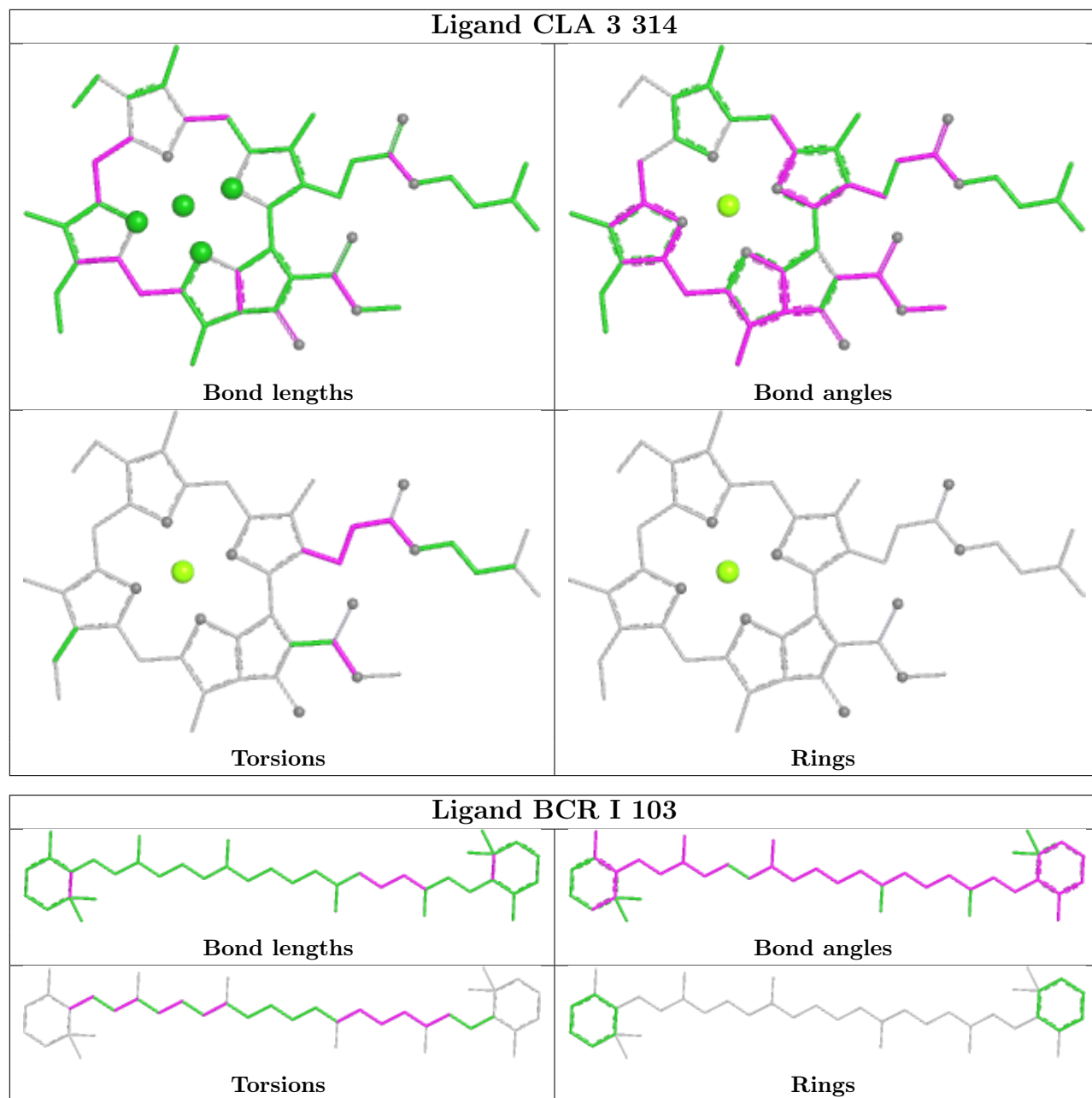


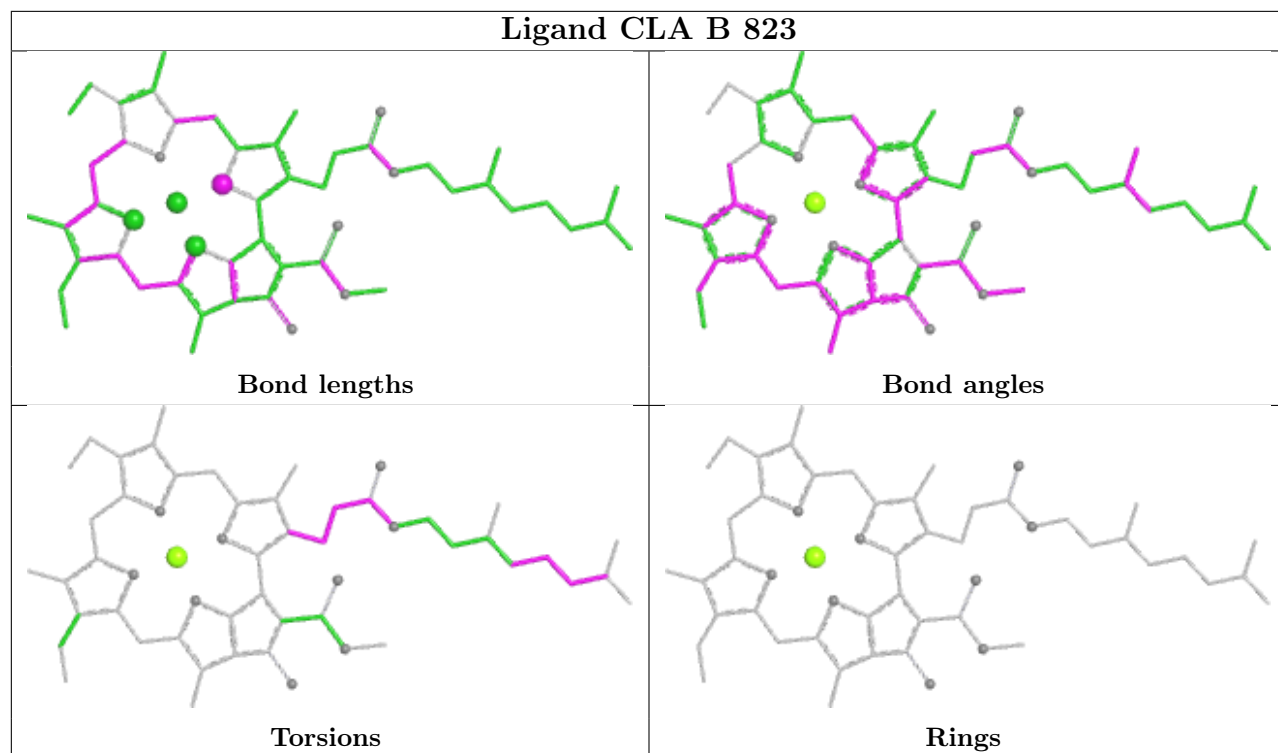
Ligand CLA 1 202

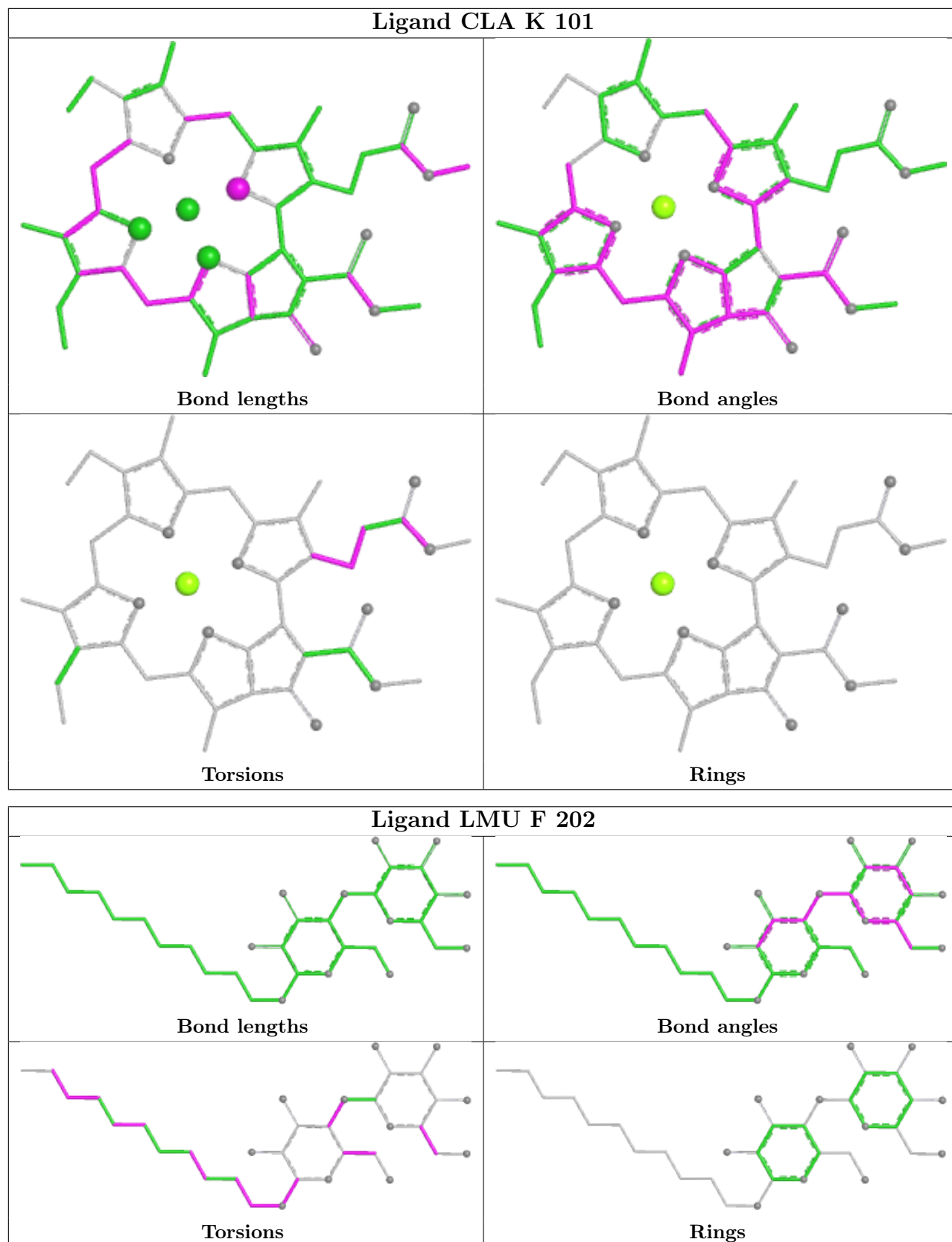


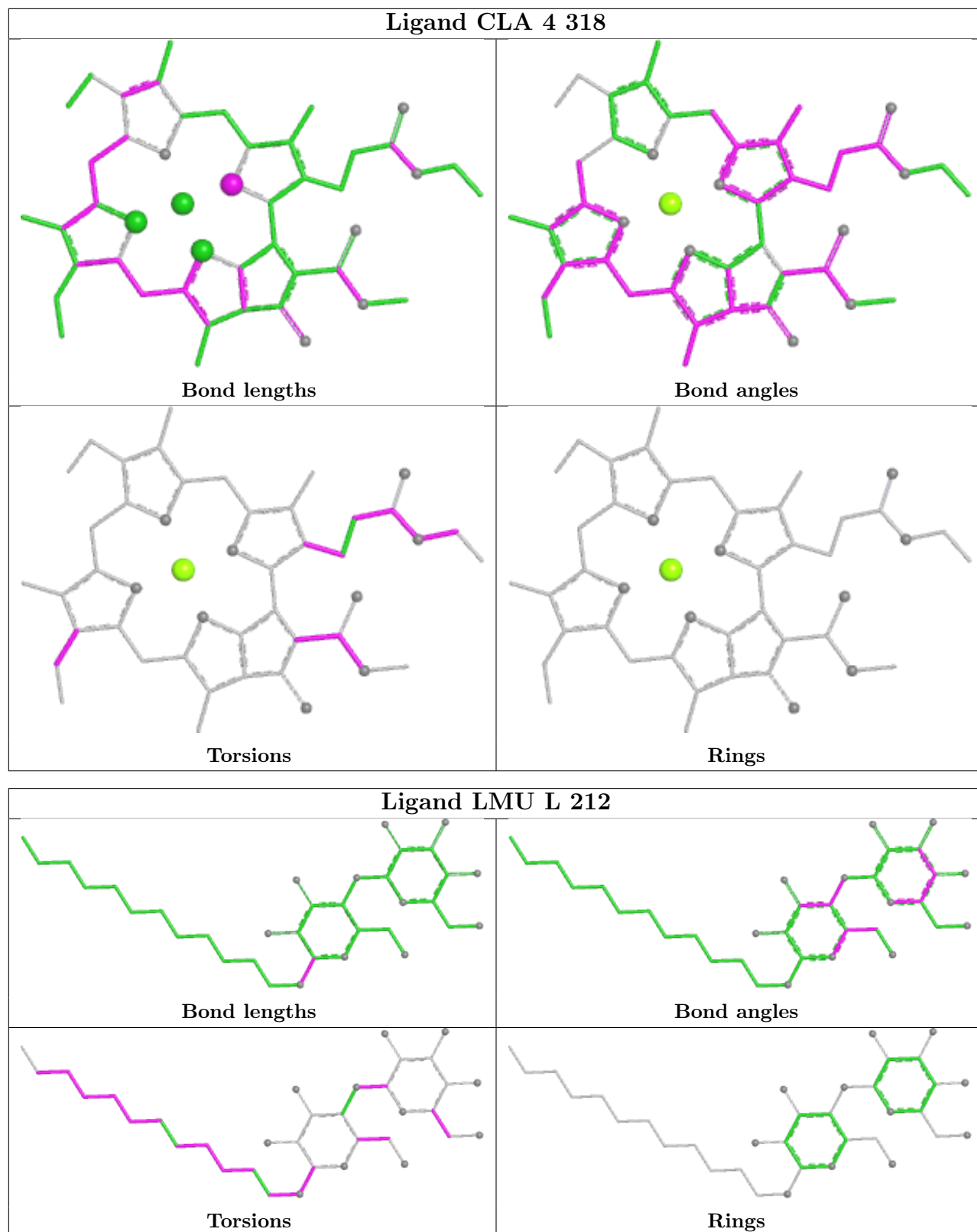
Ligand CLA A 819

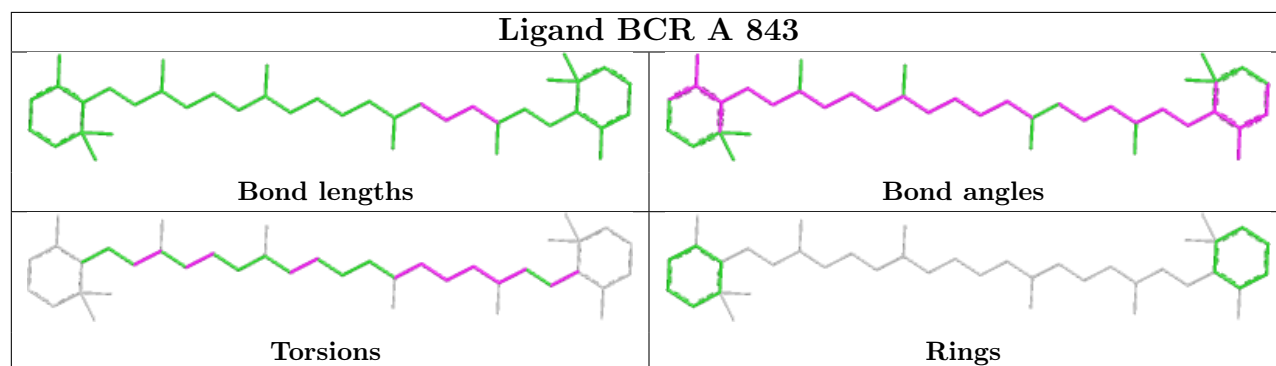
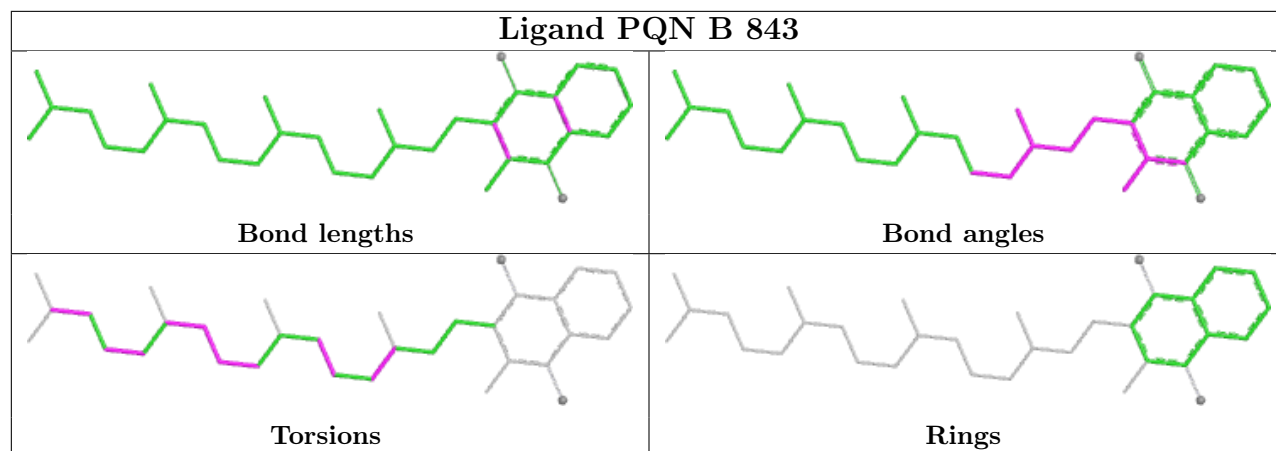




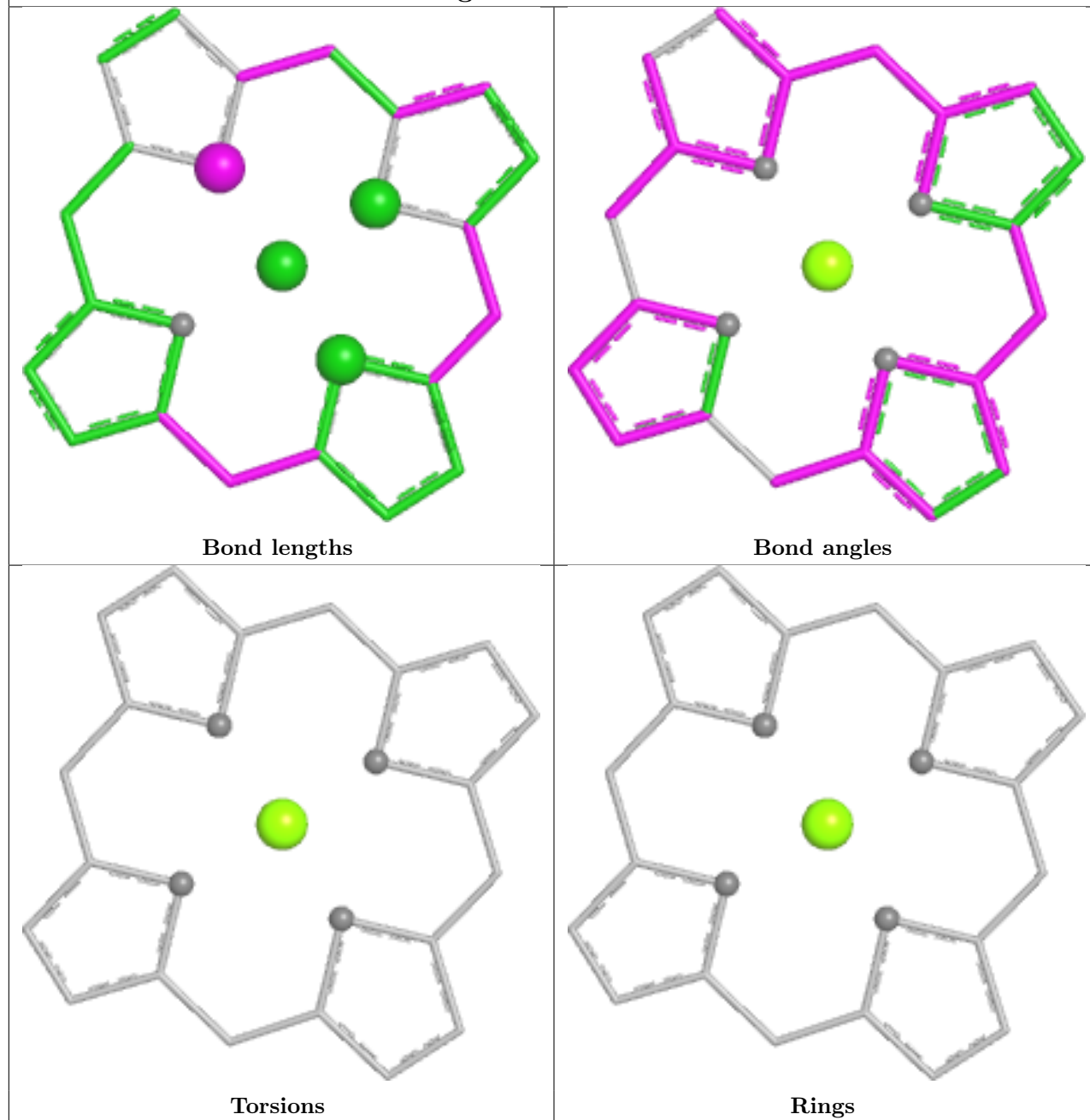


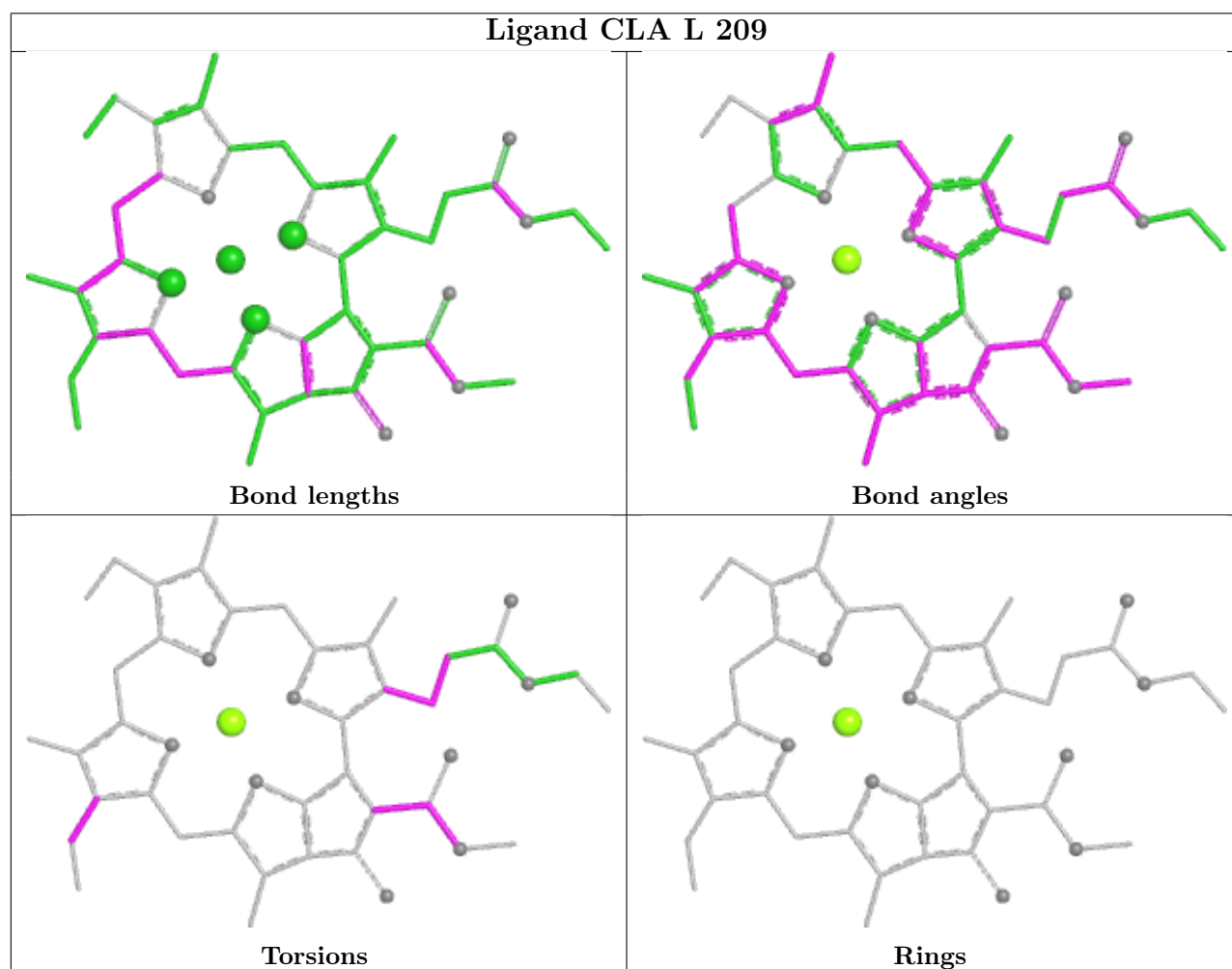
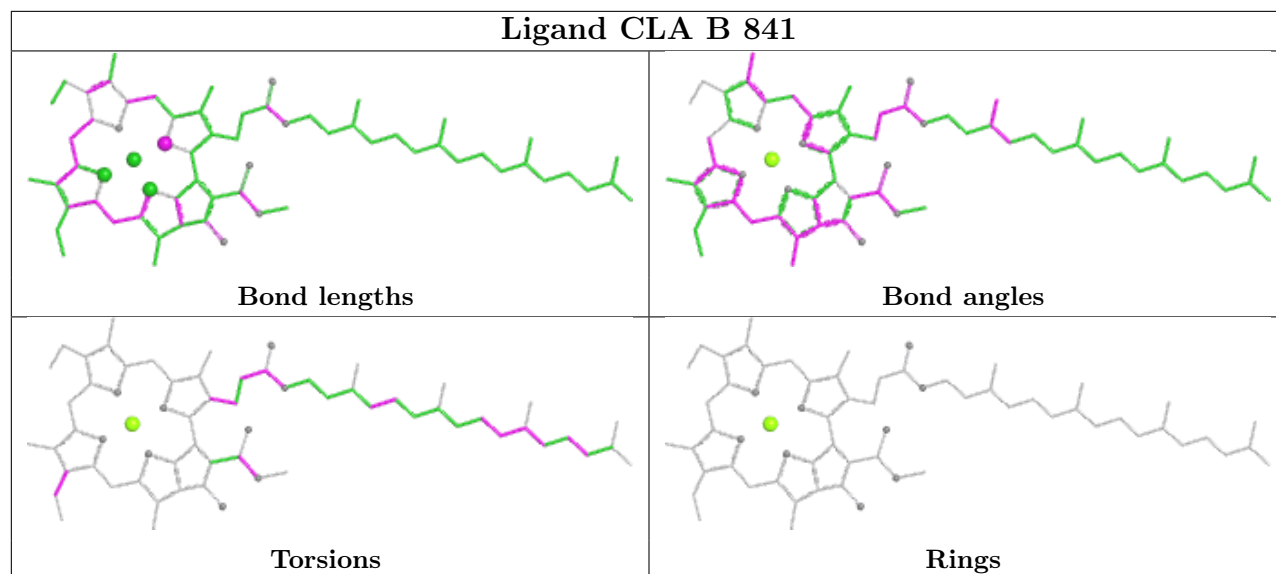


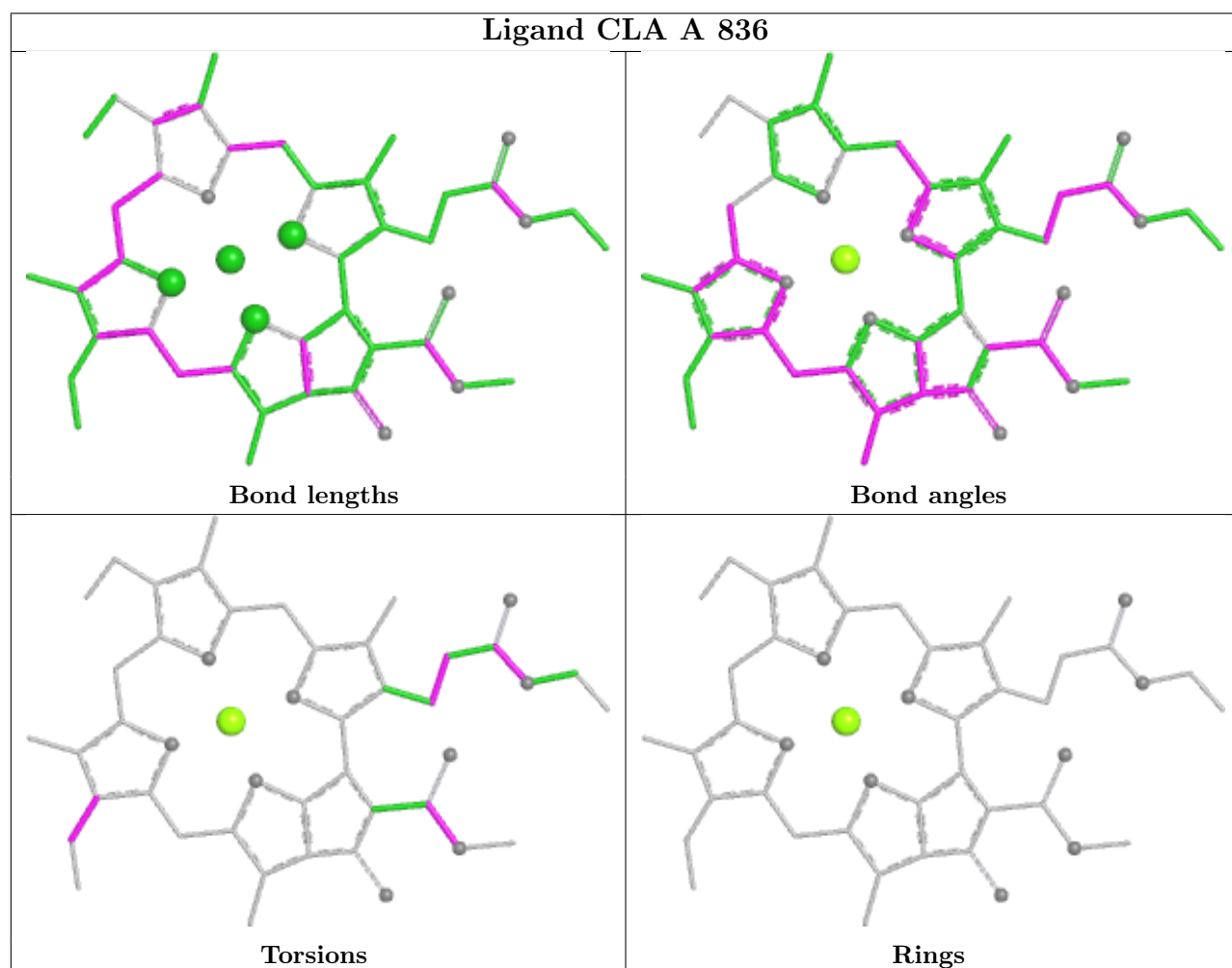
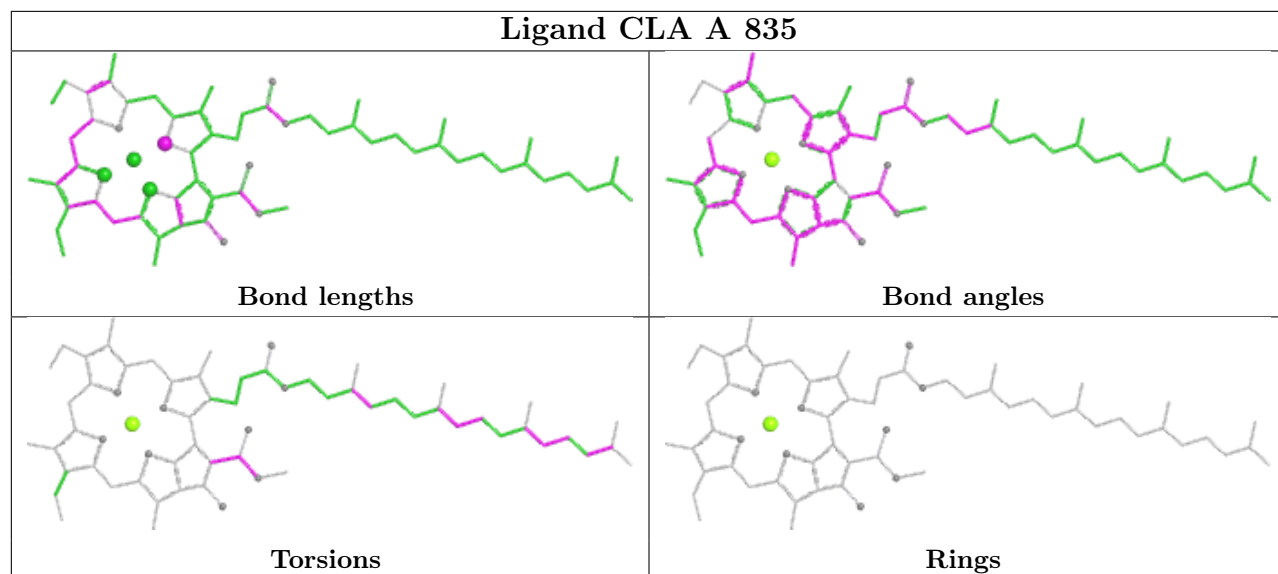




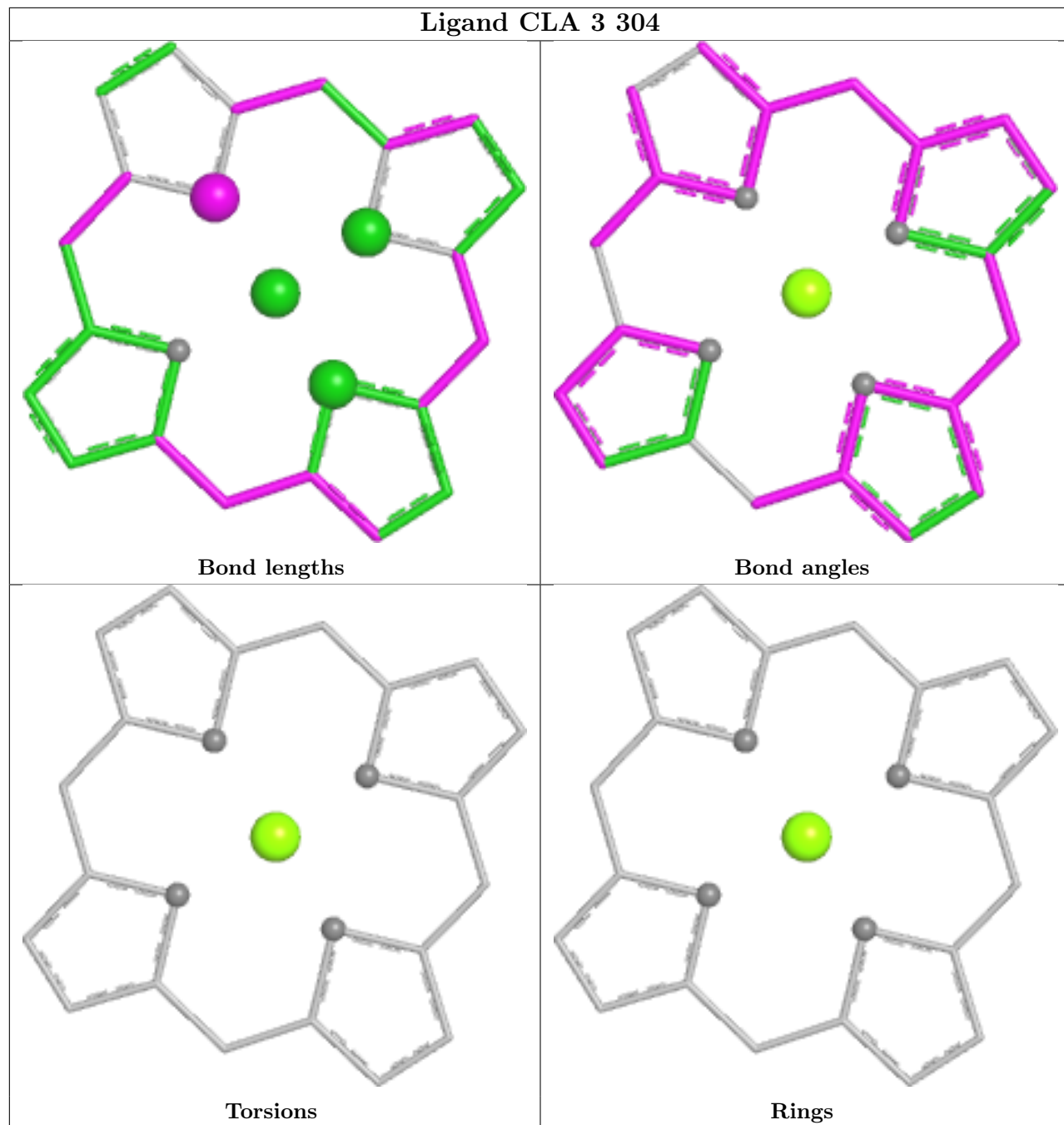
Ligand CLA 3 305

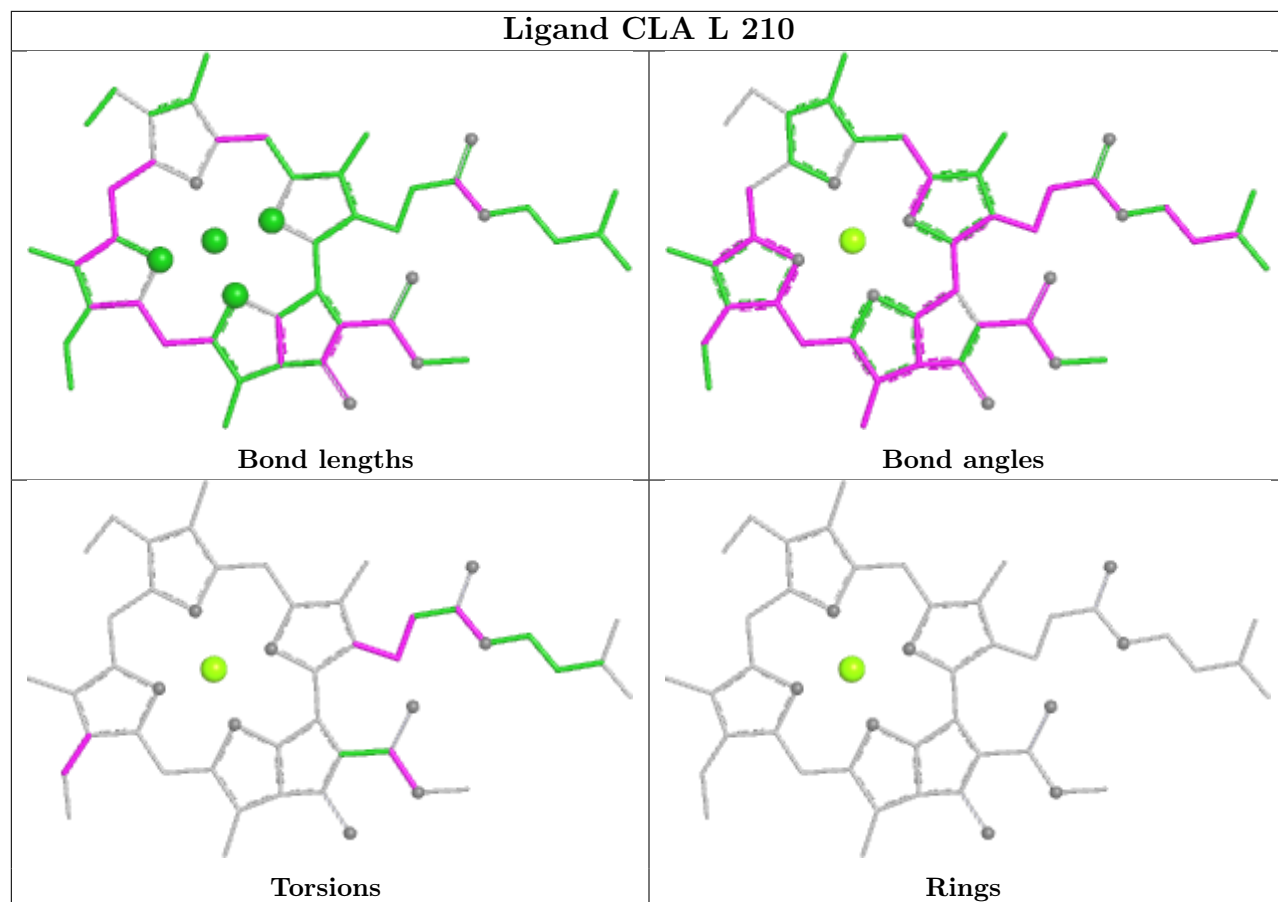


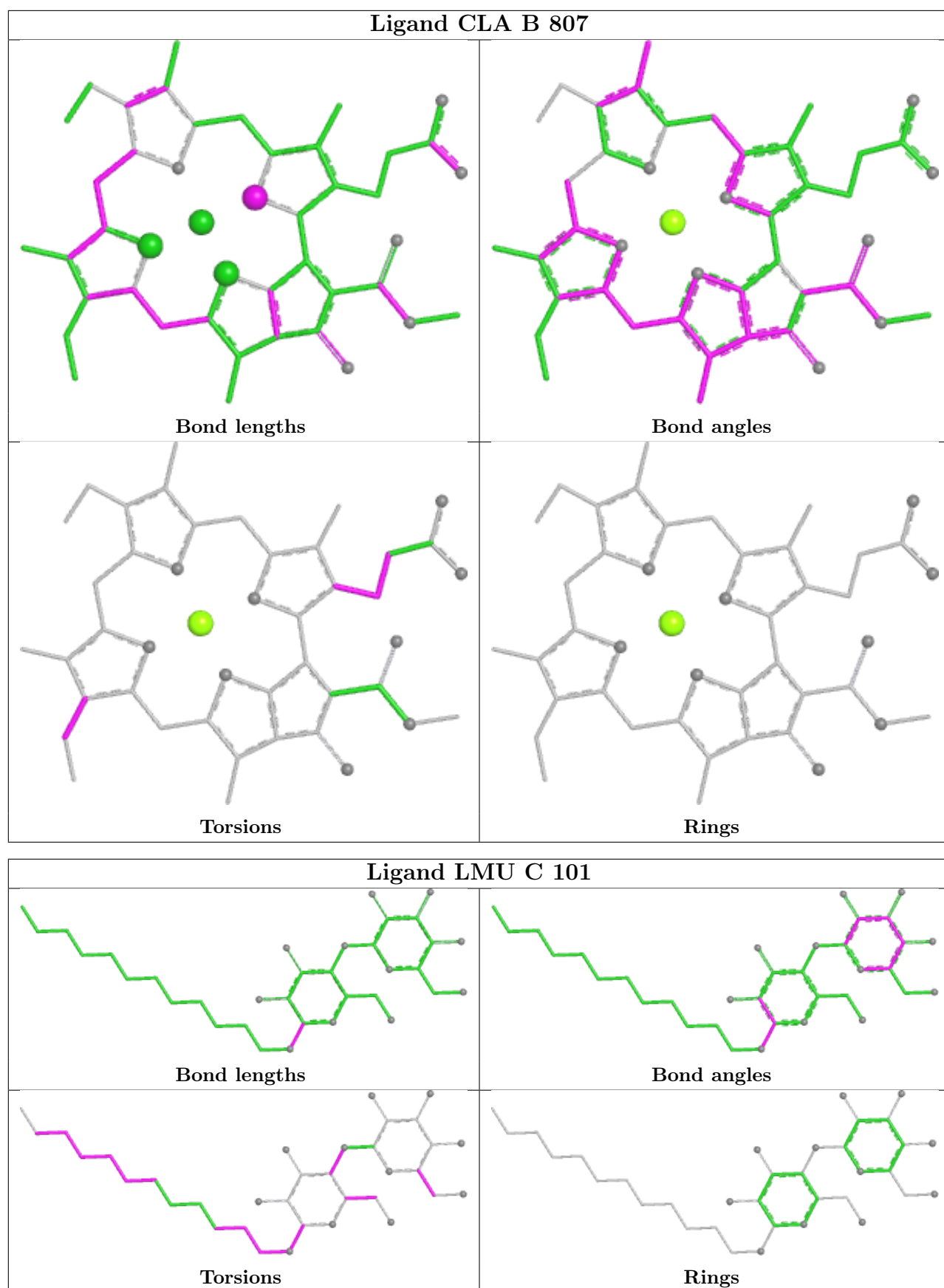


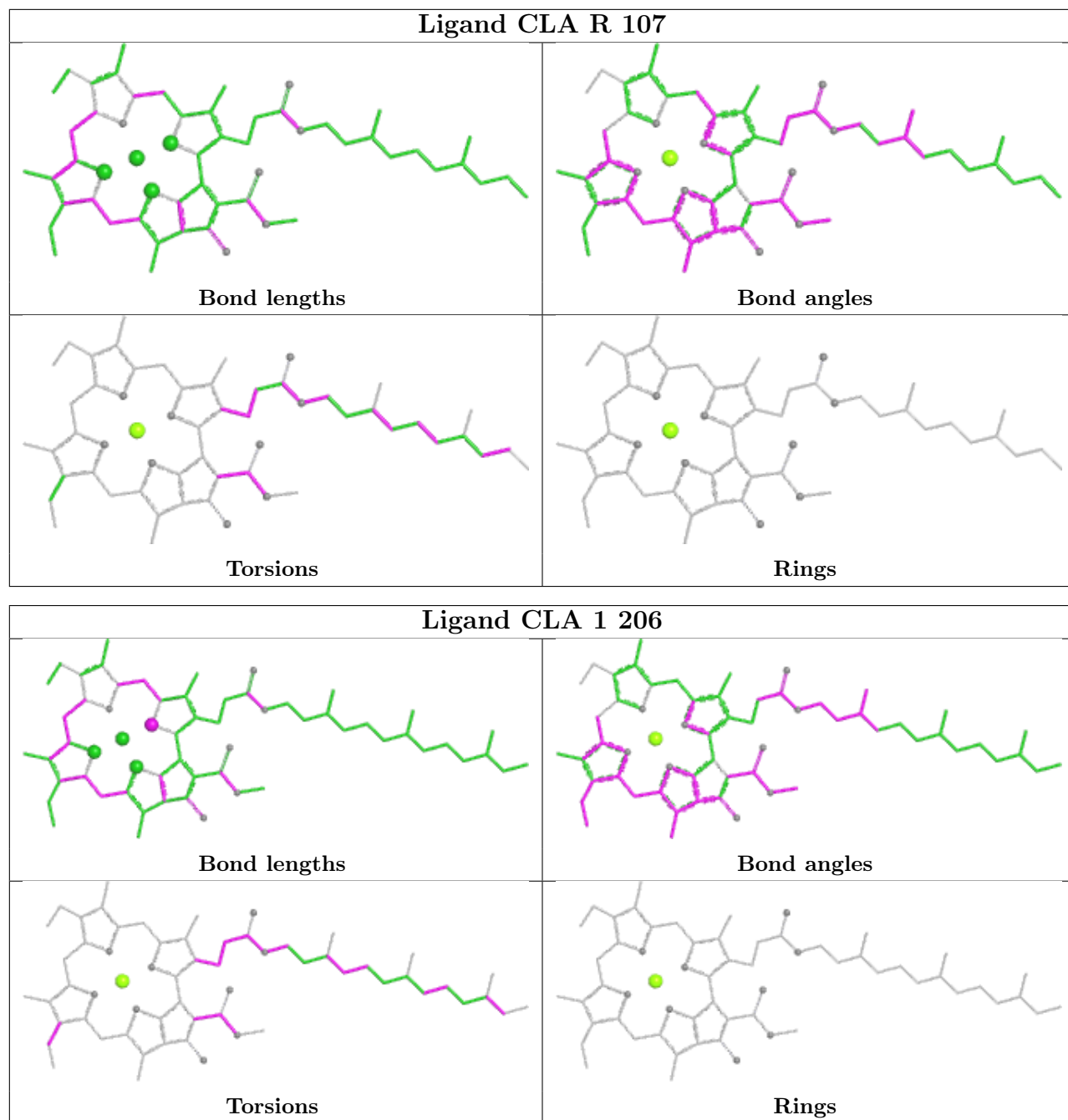


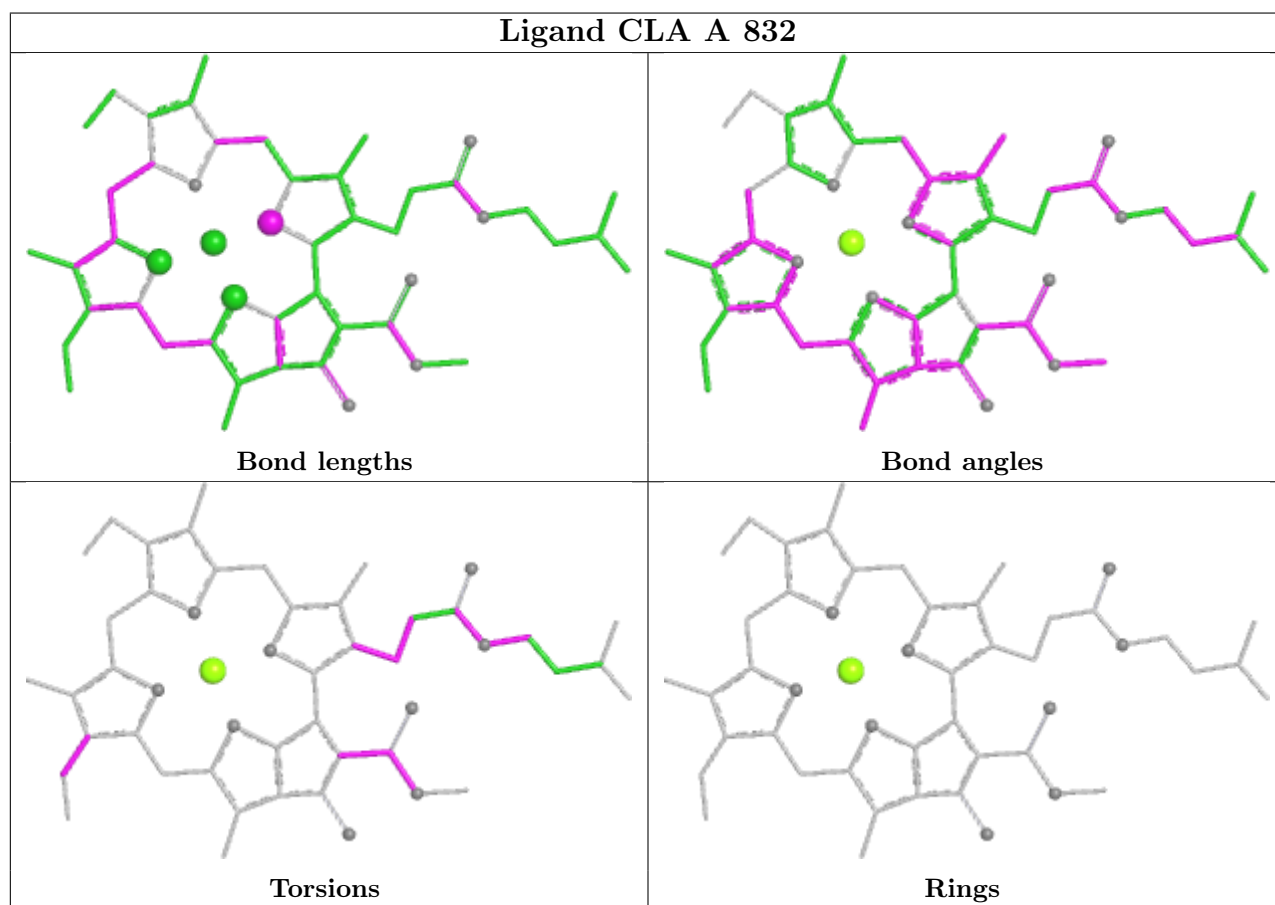
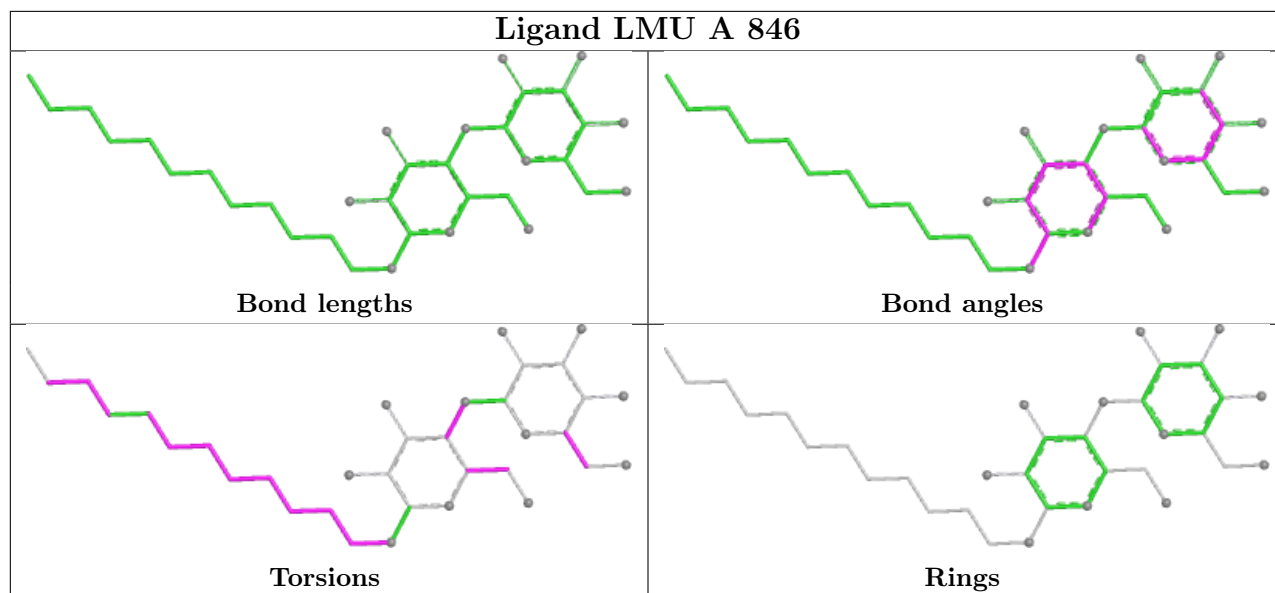
Ligand CLA 3 304

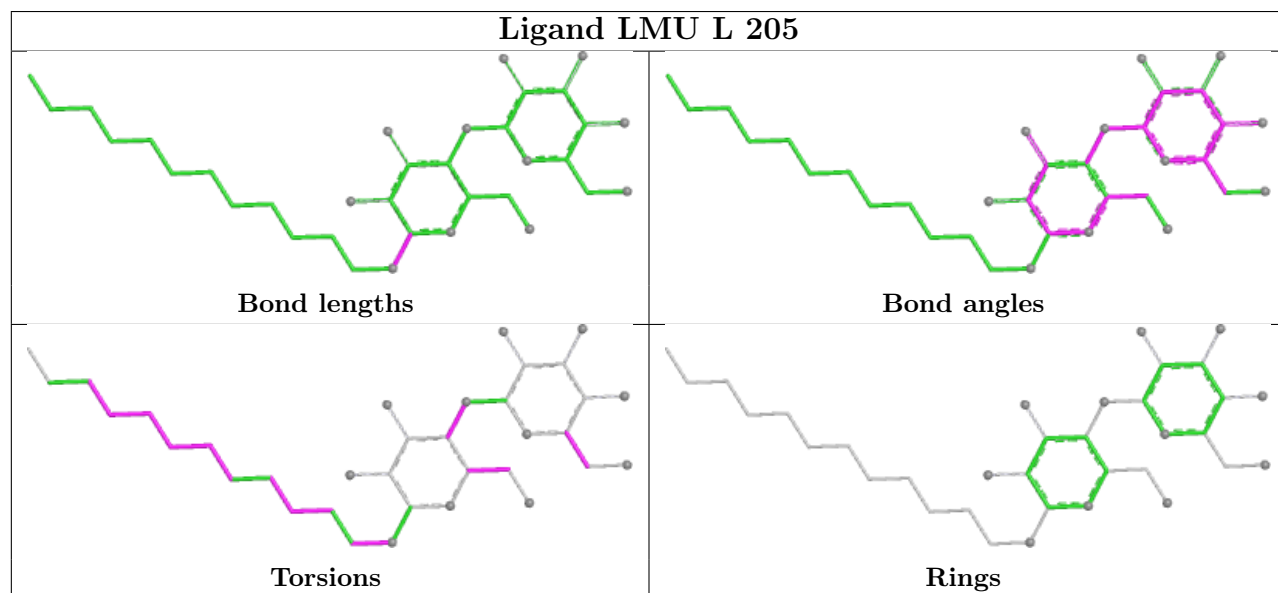
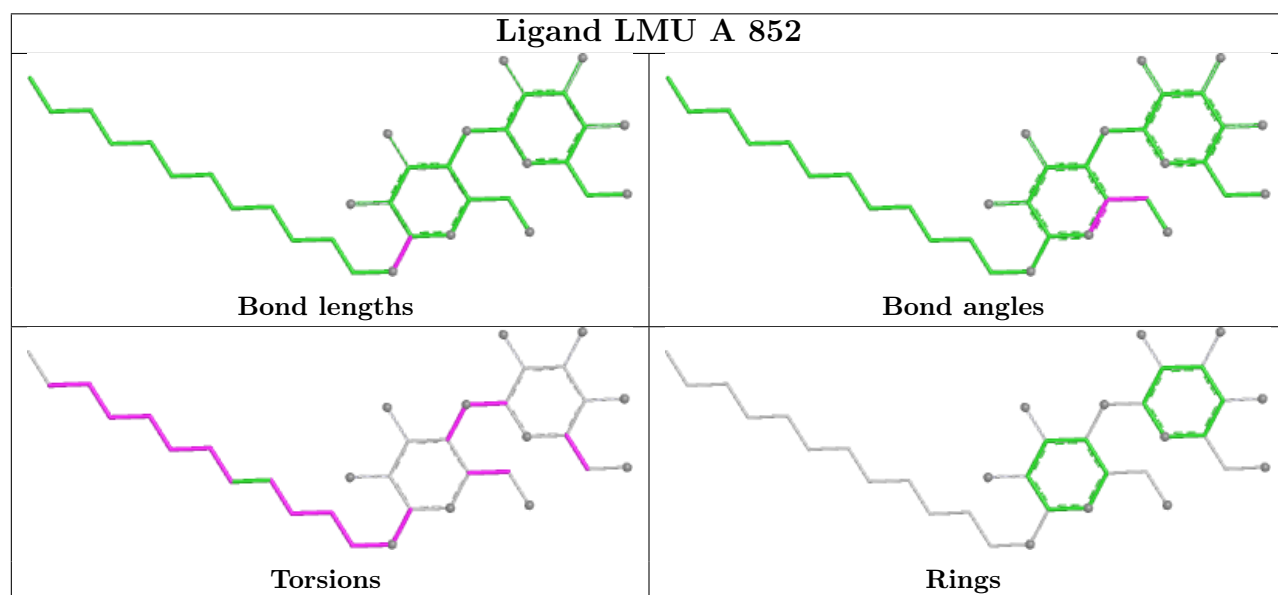
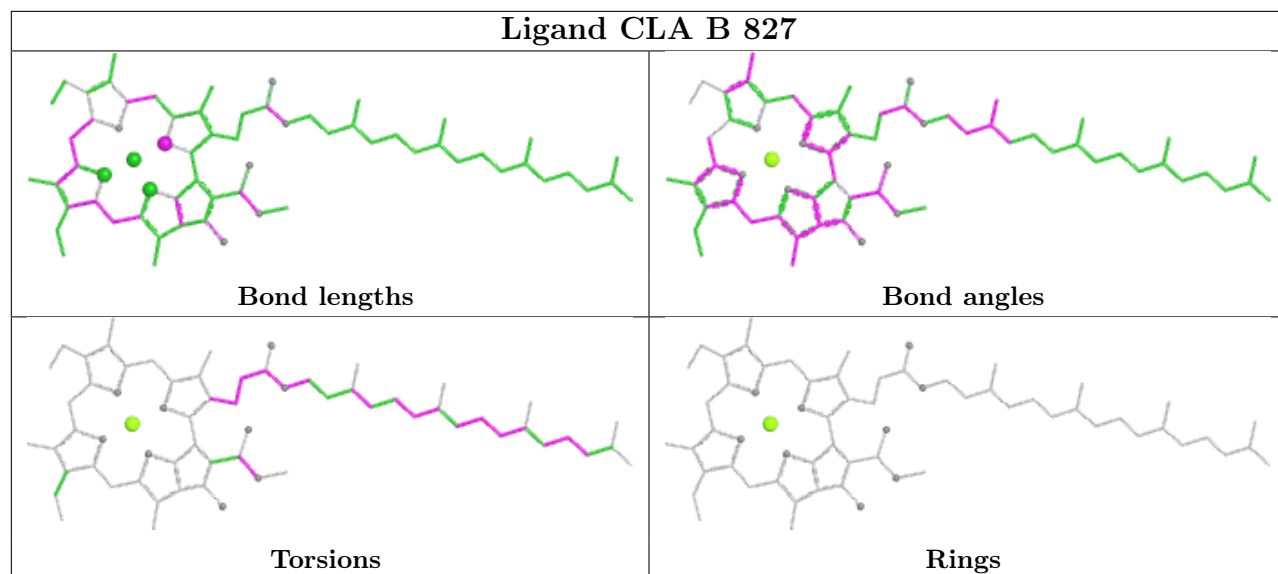


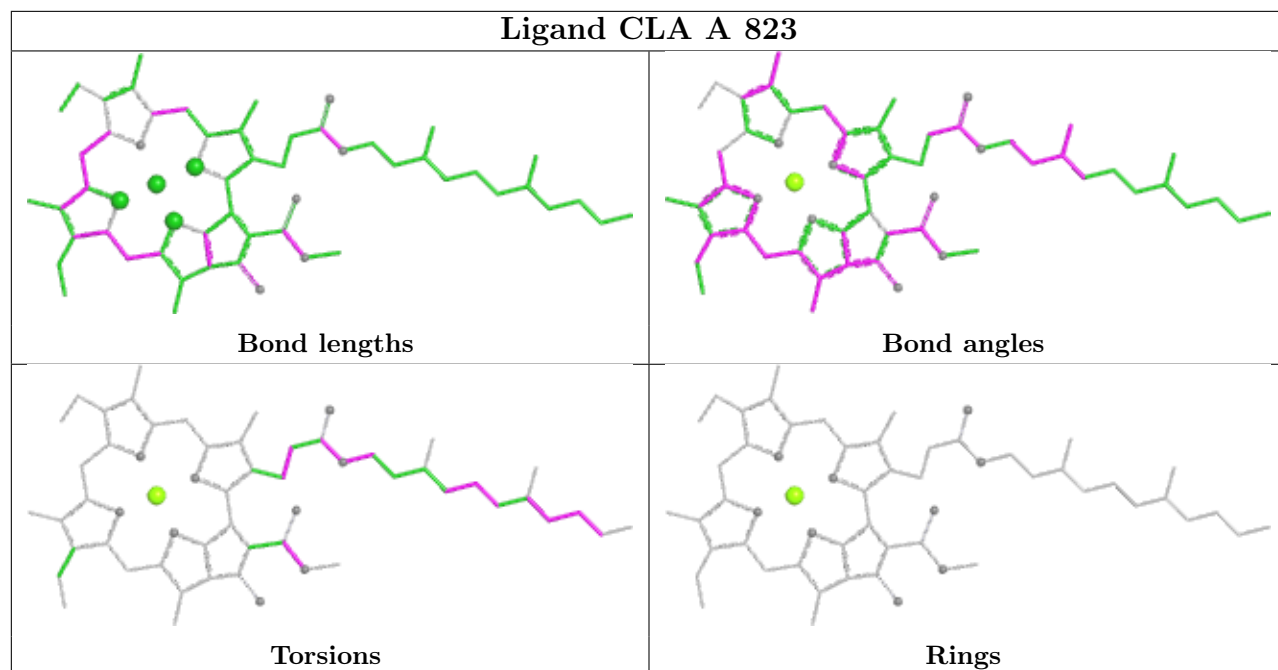


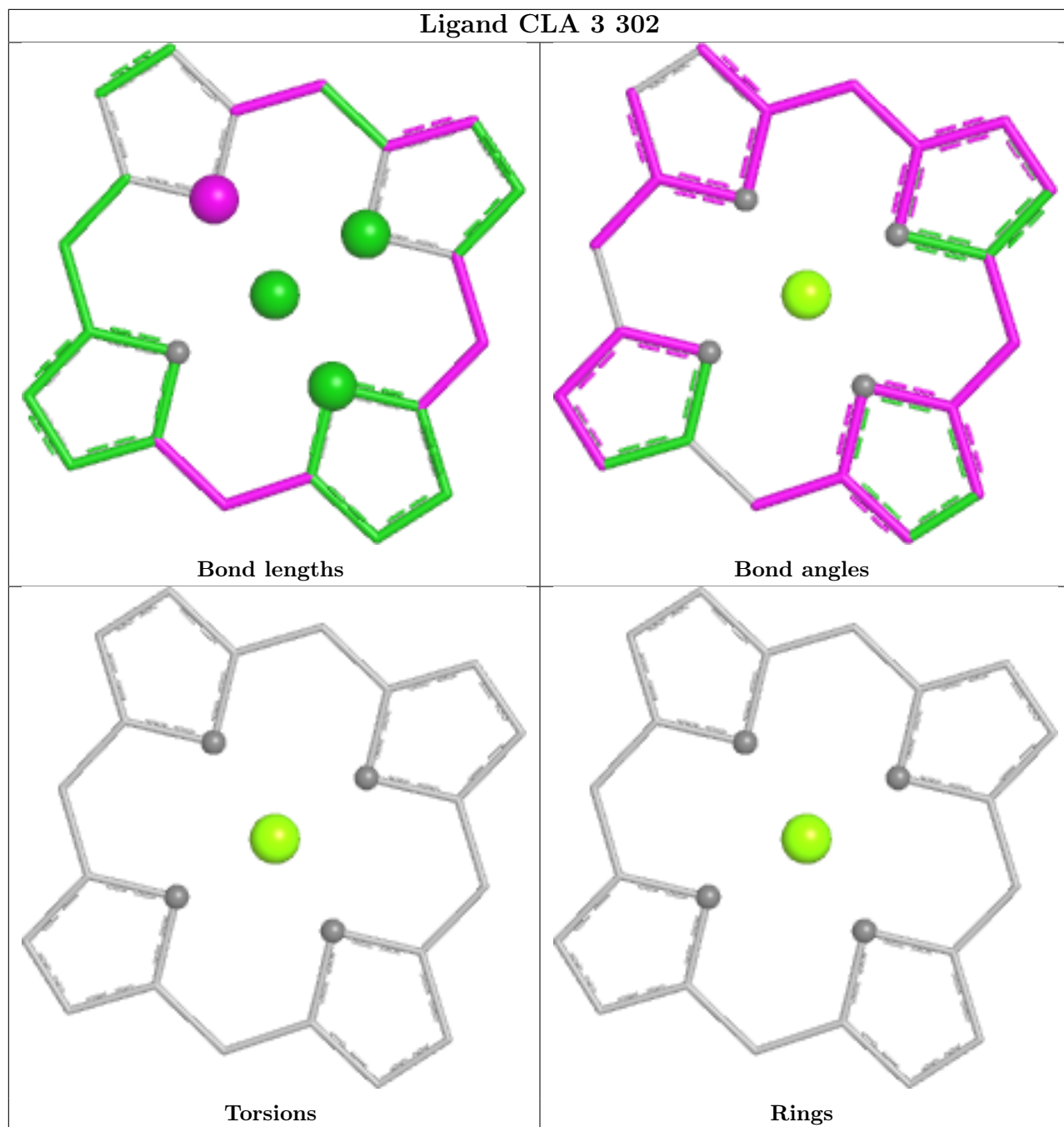


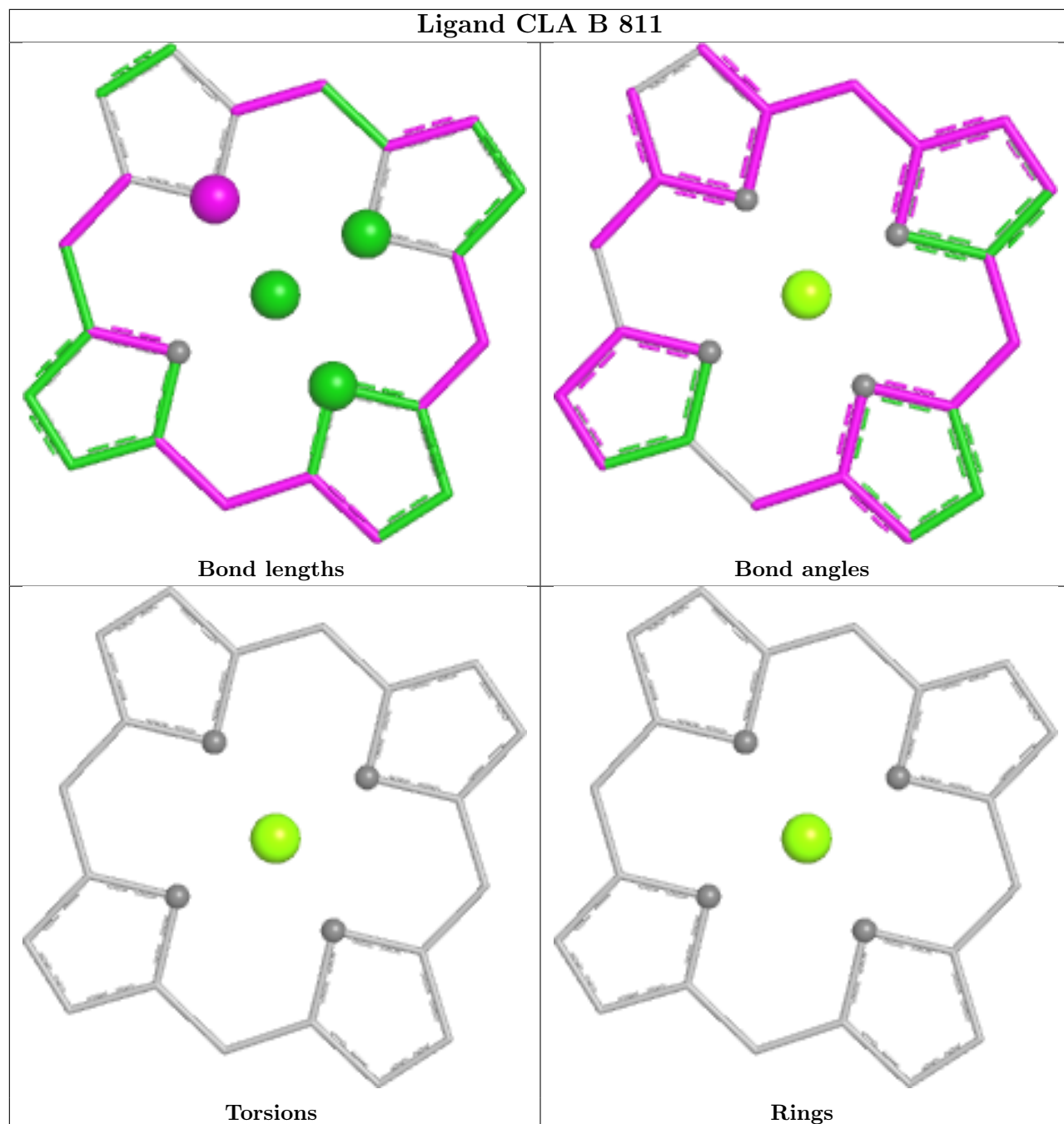


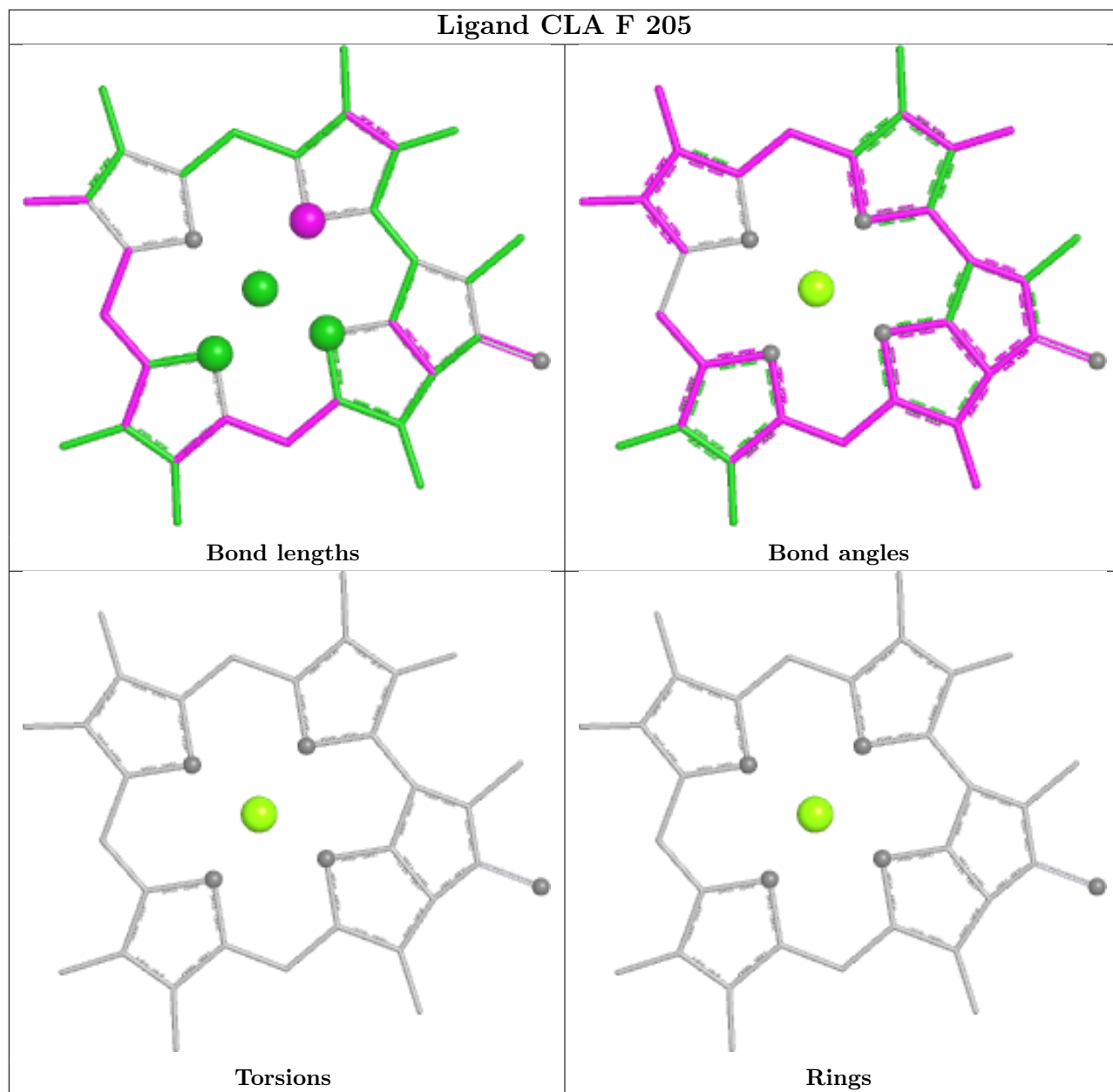


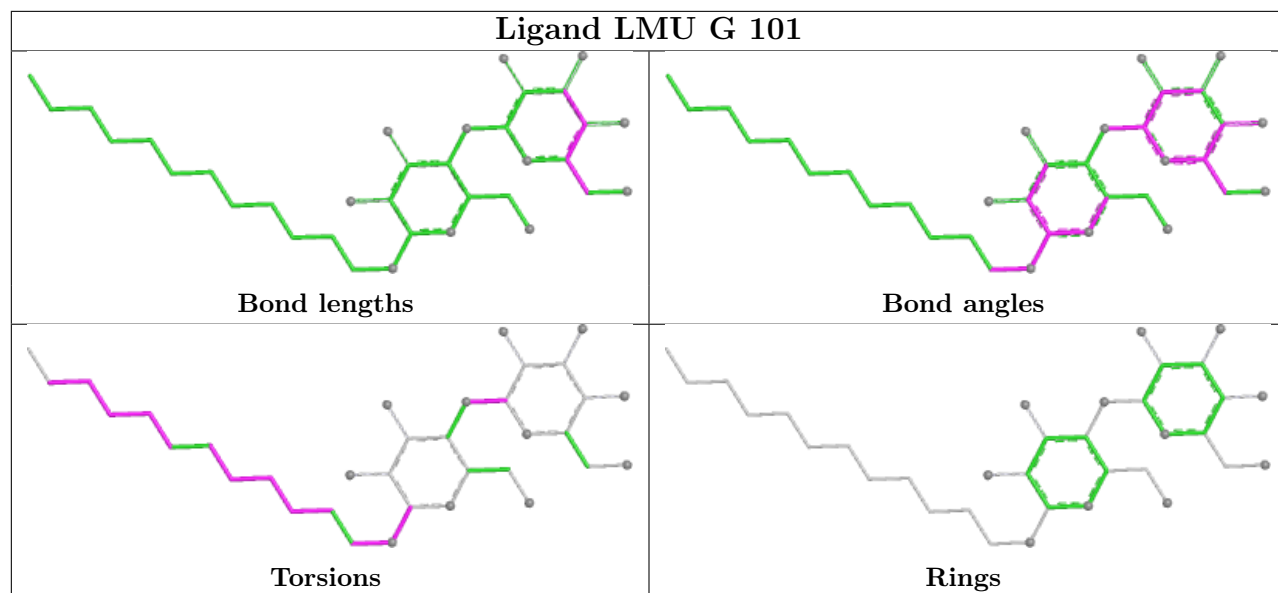




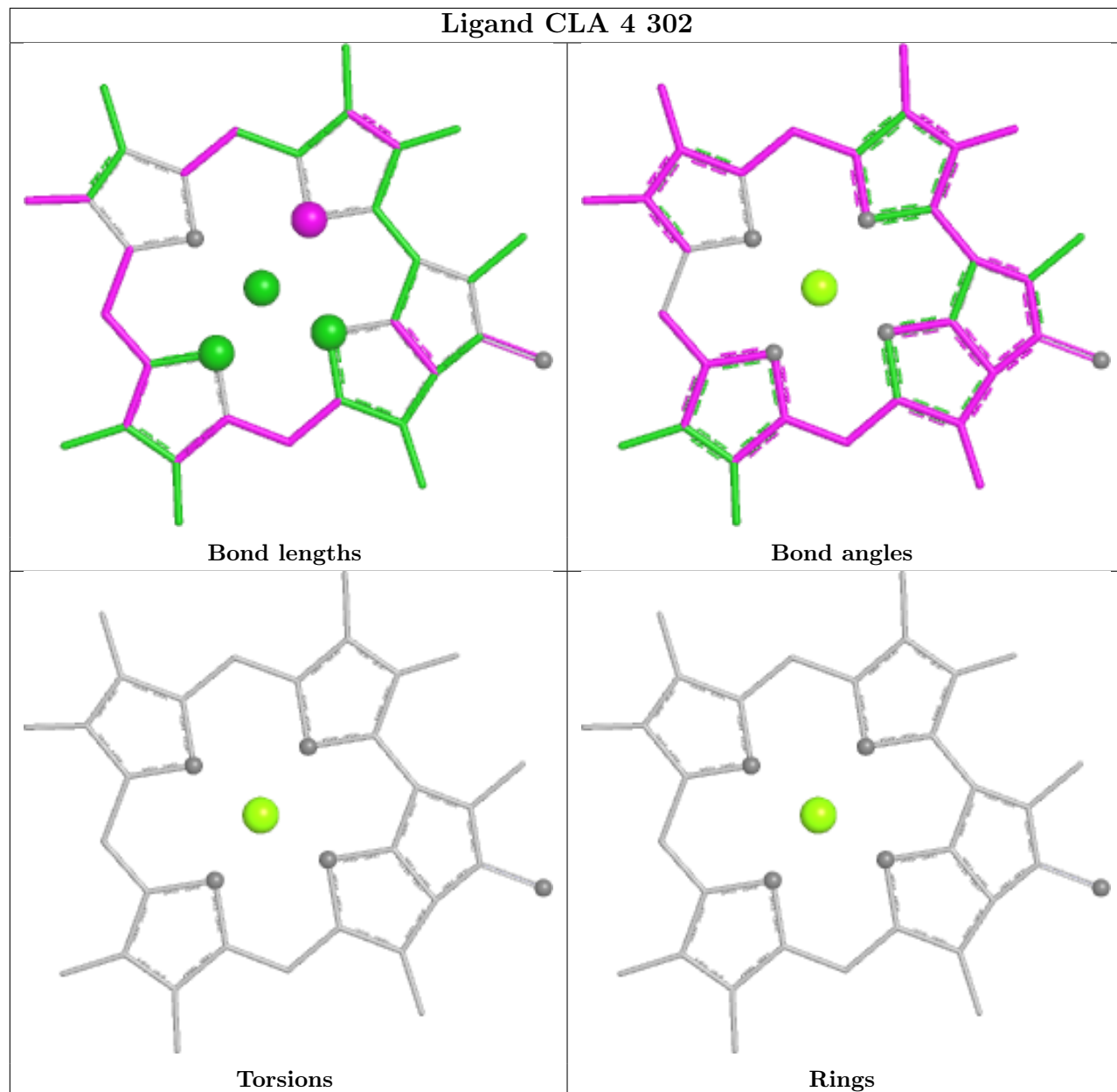


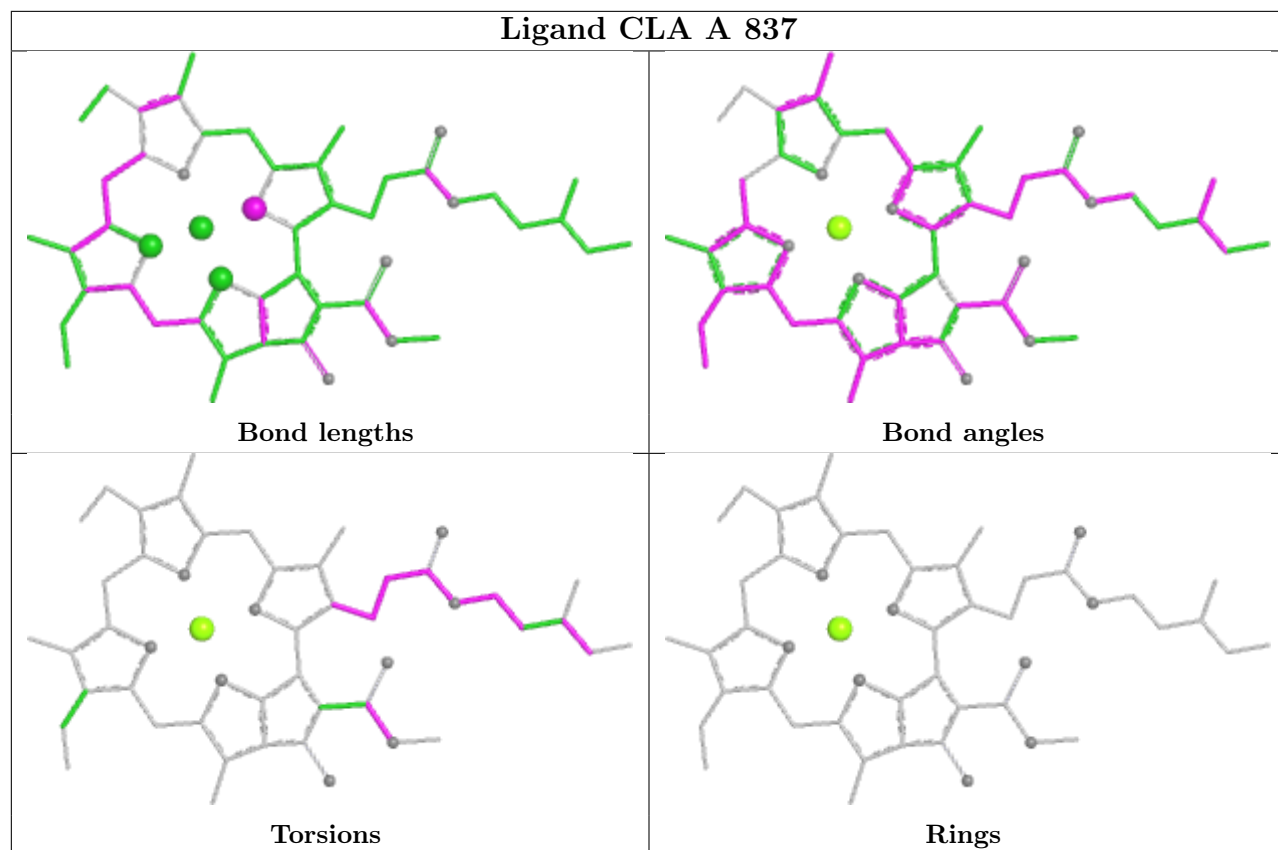


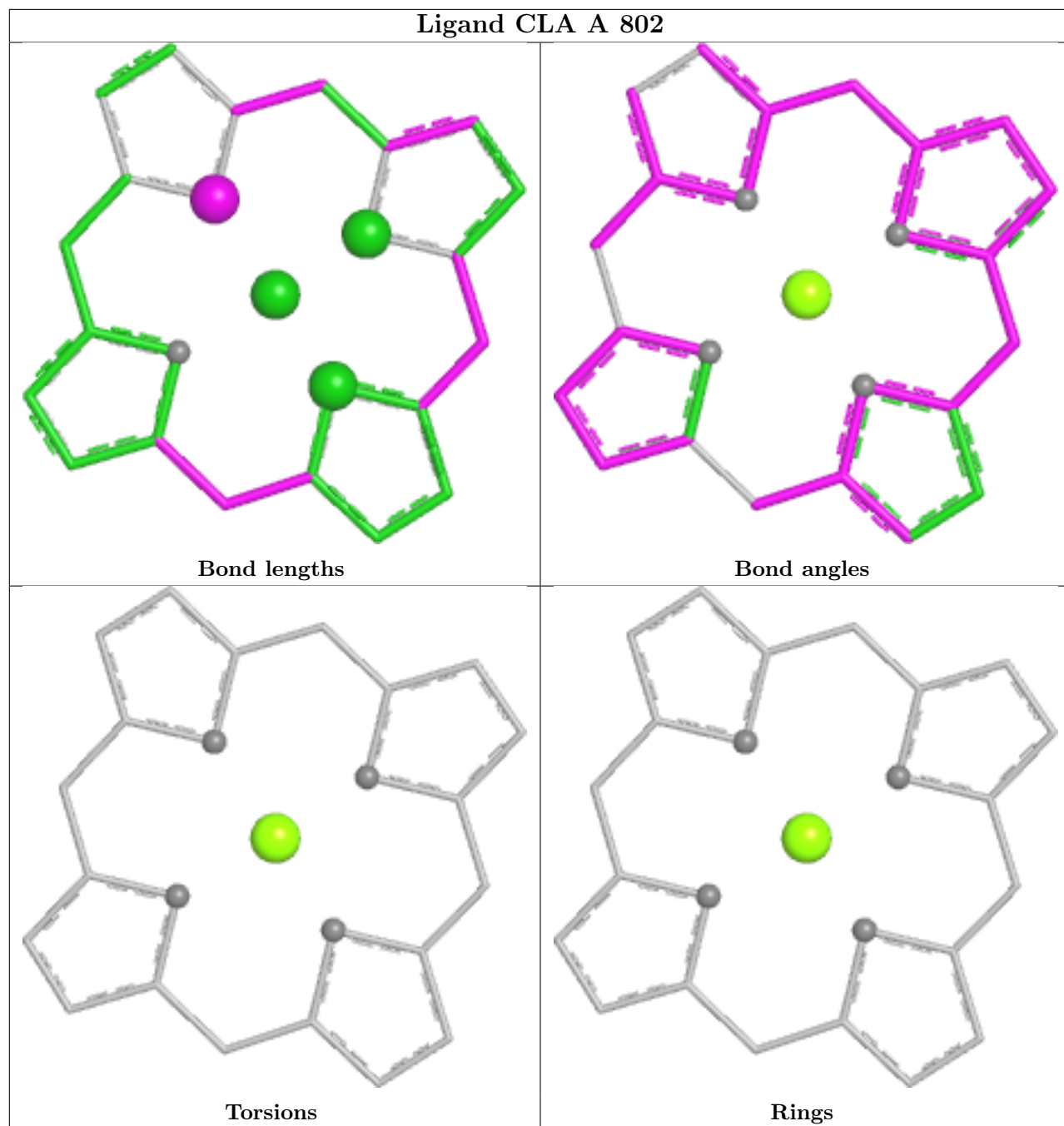


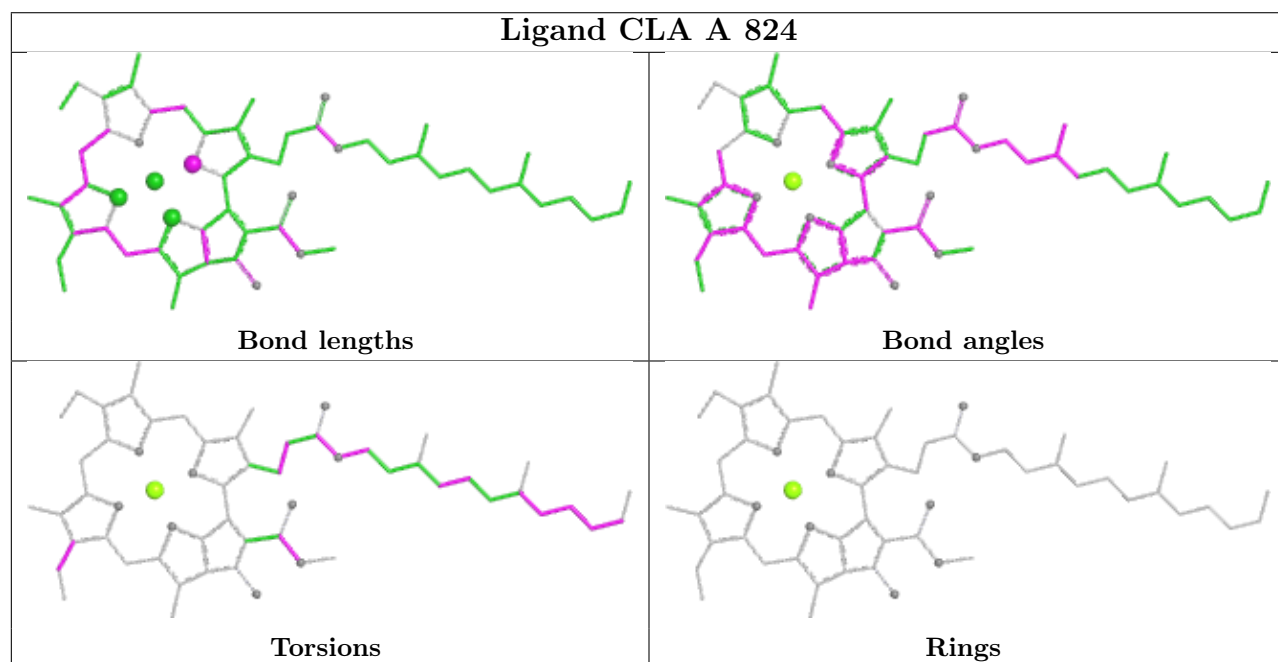
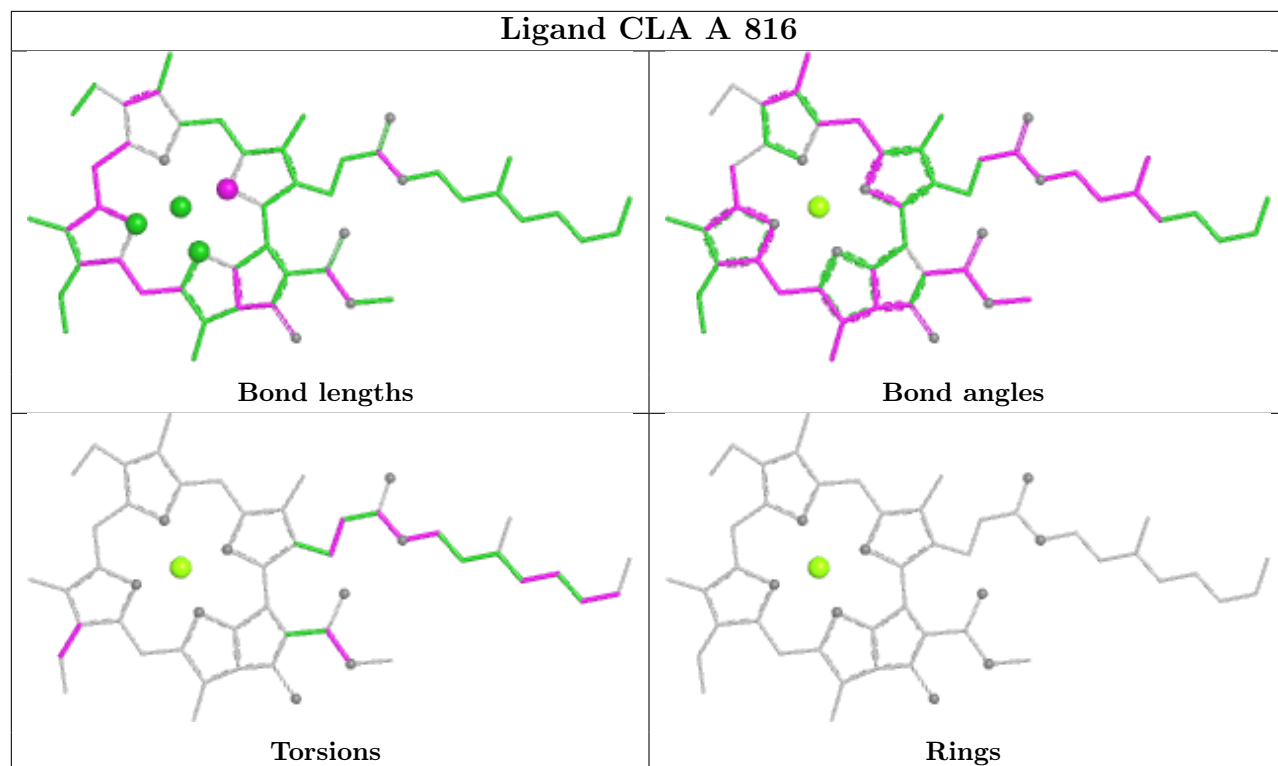


Ligand CLA 4 302

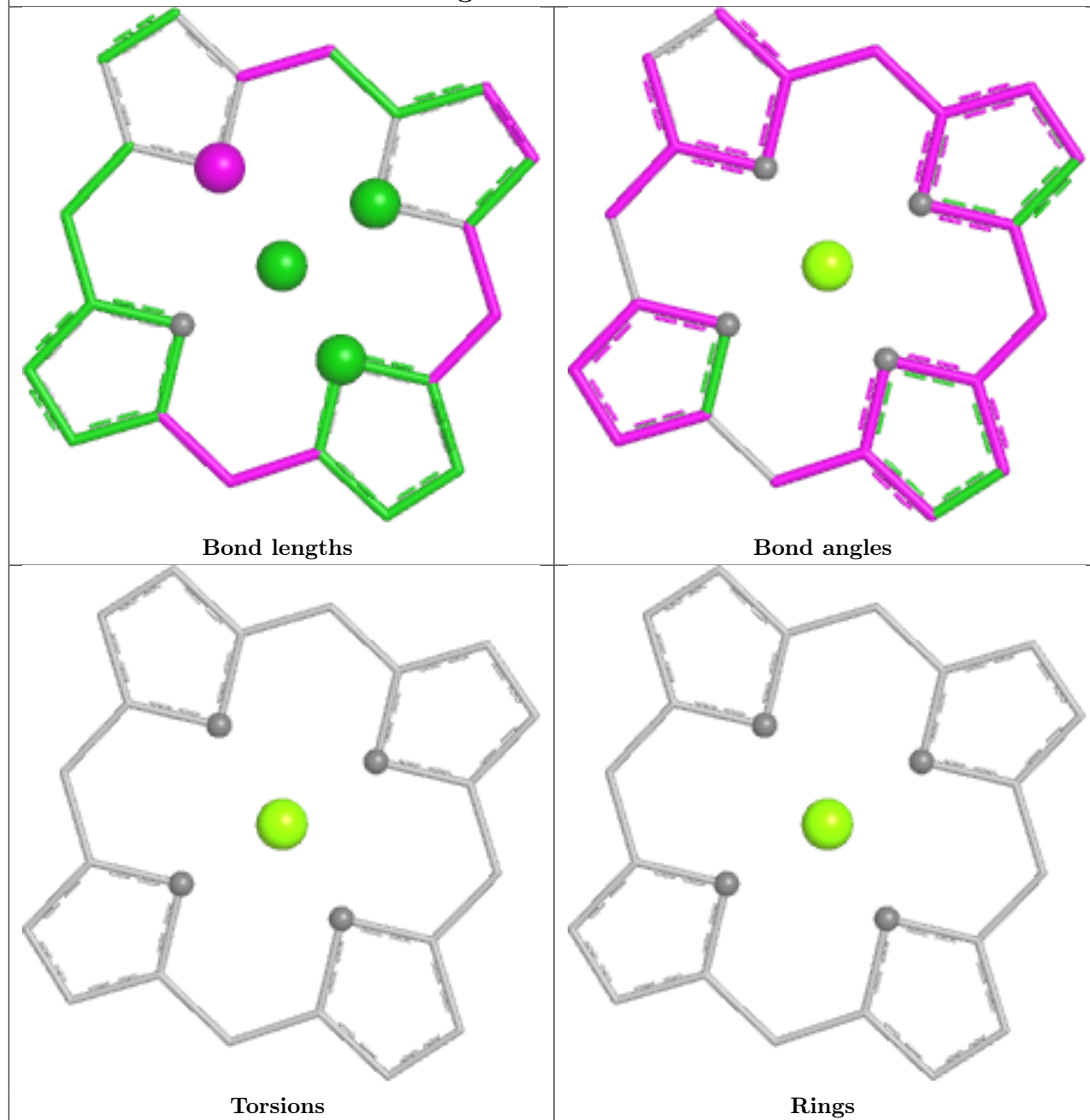


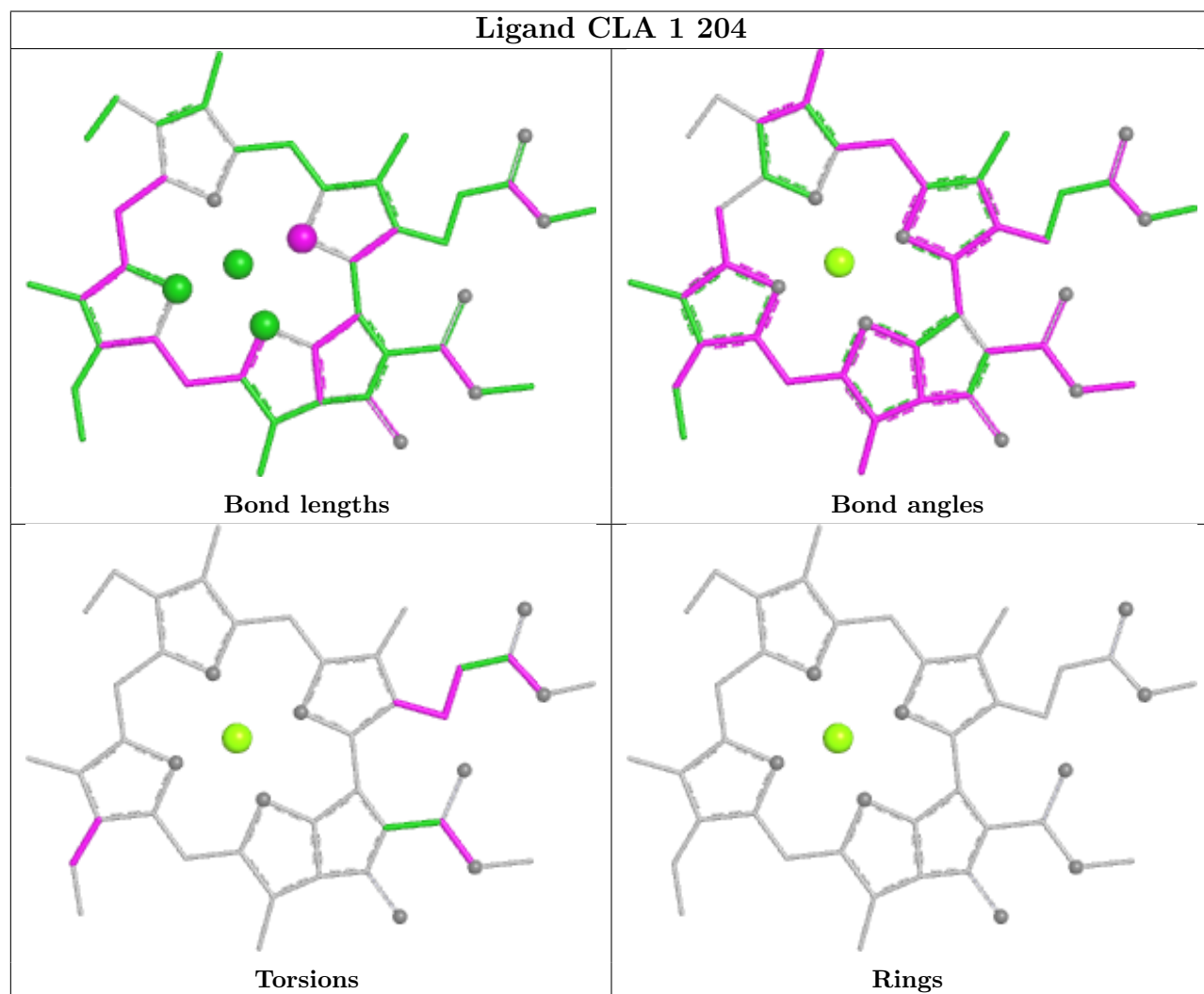
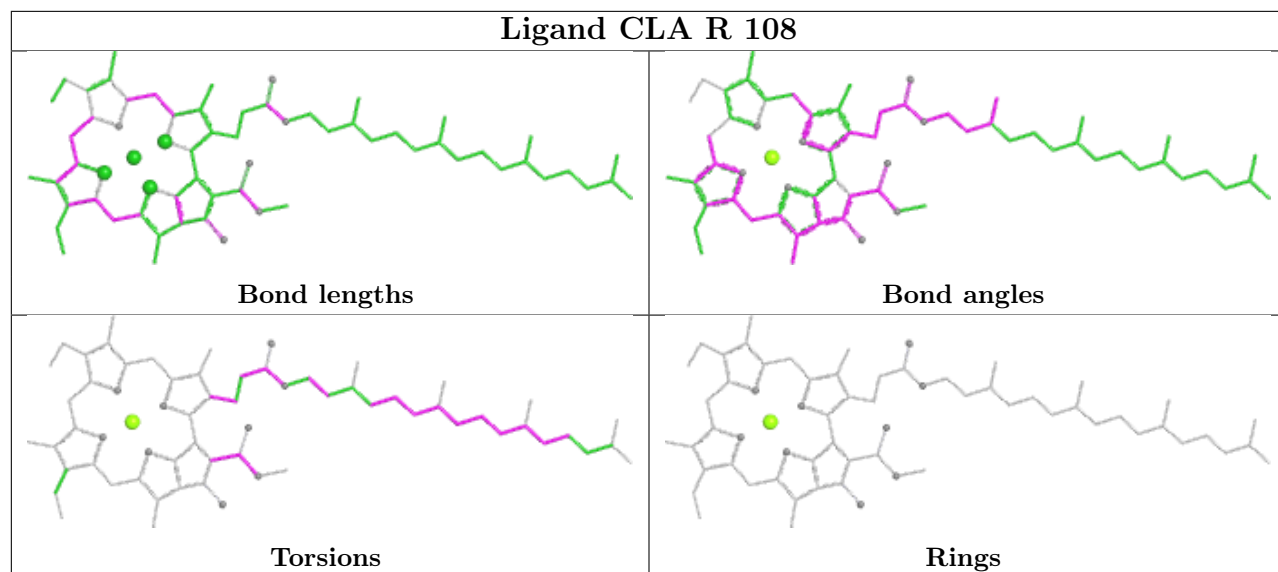


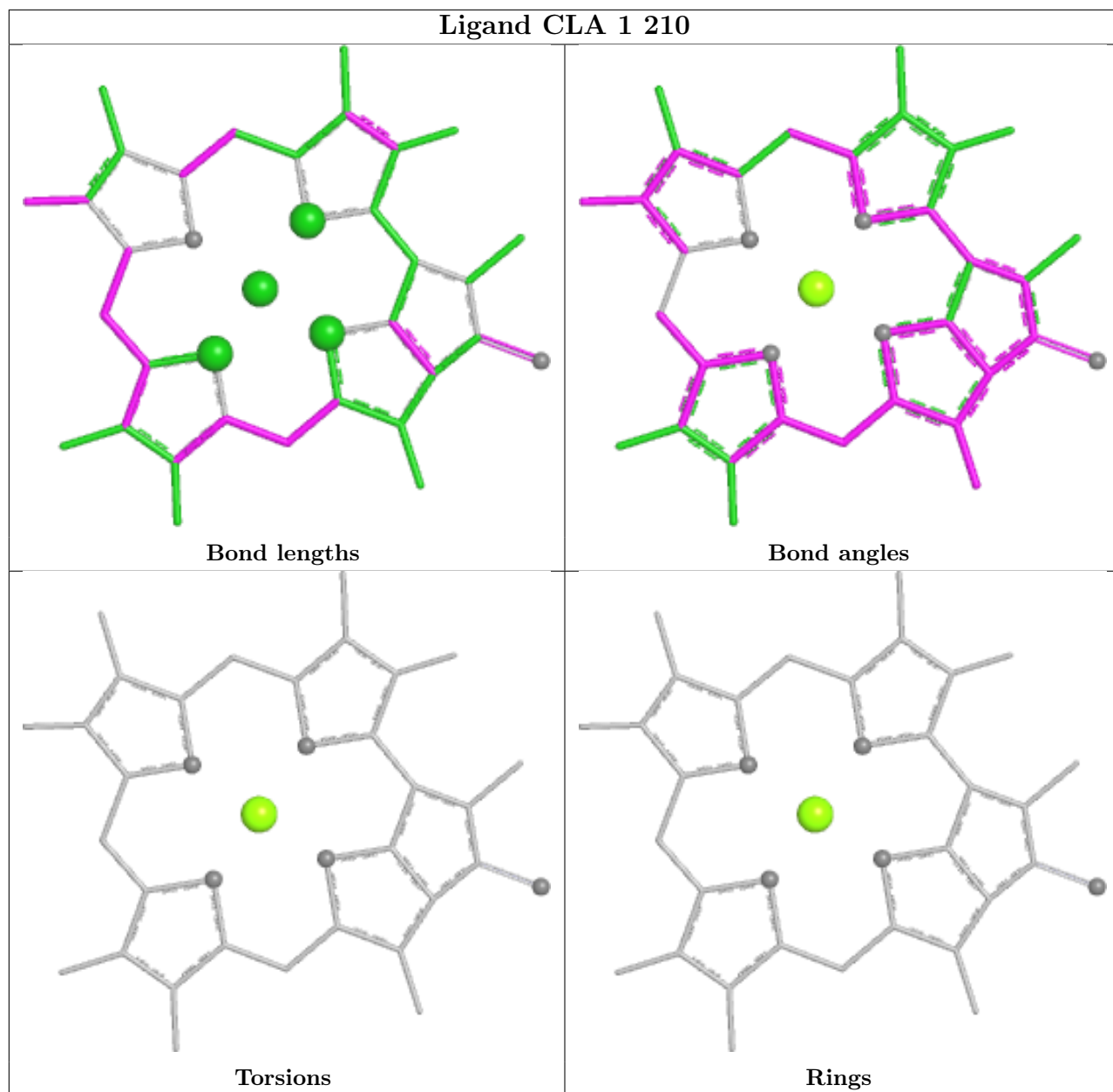


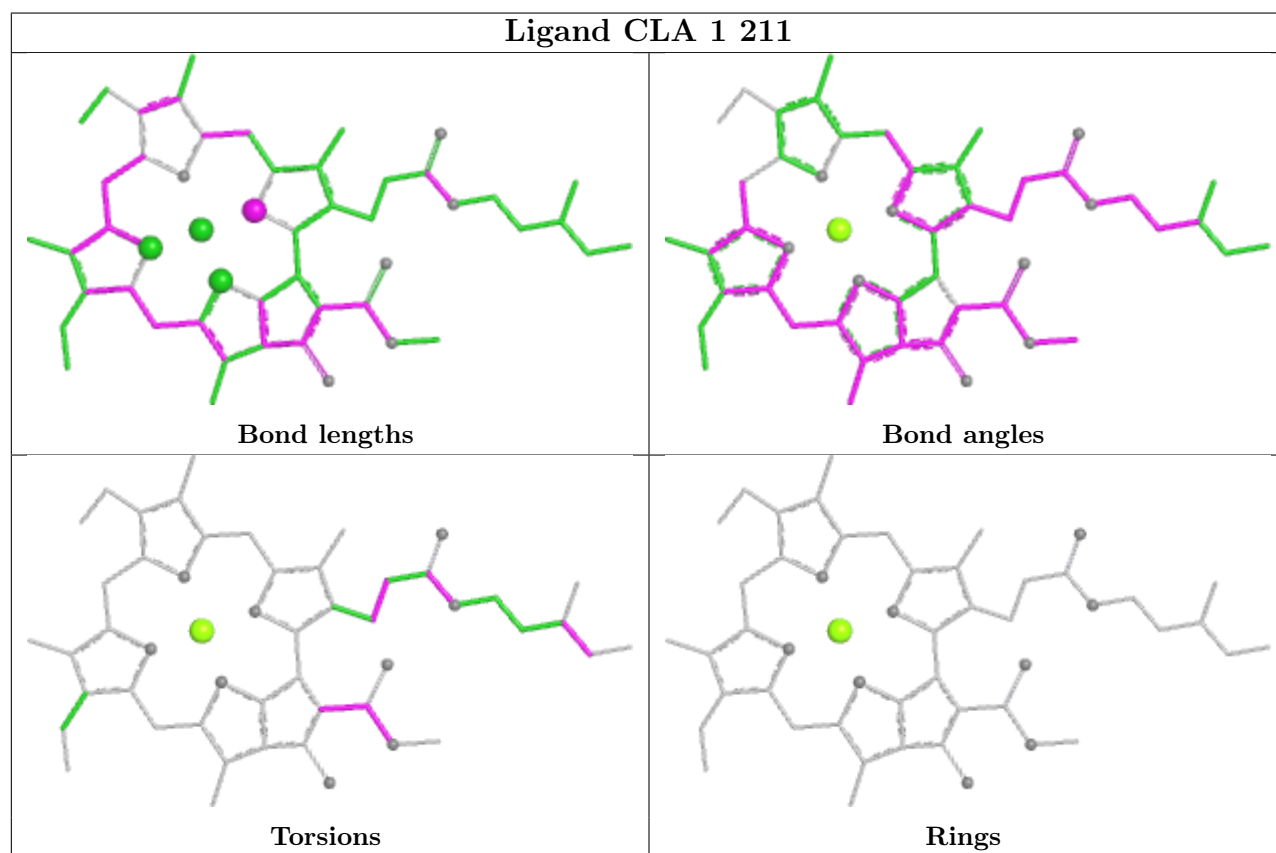
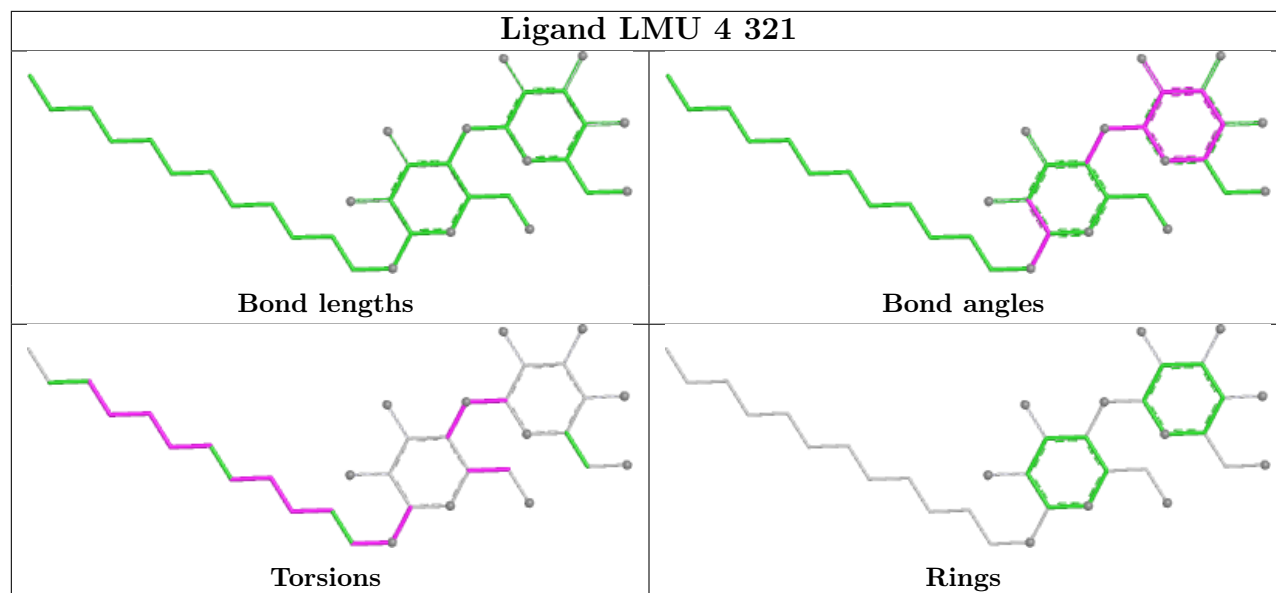


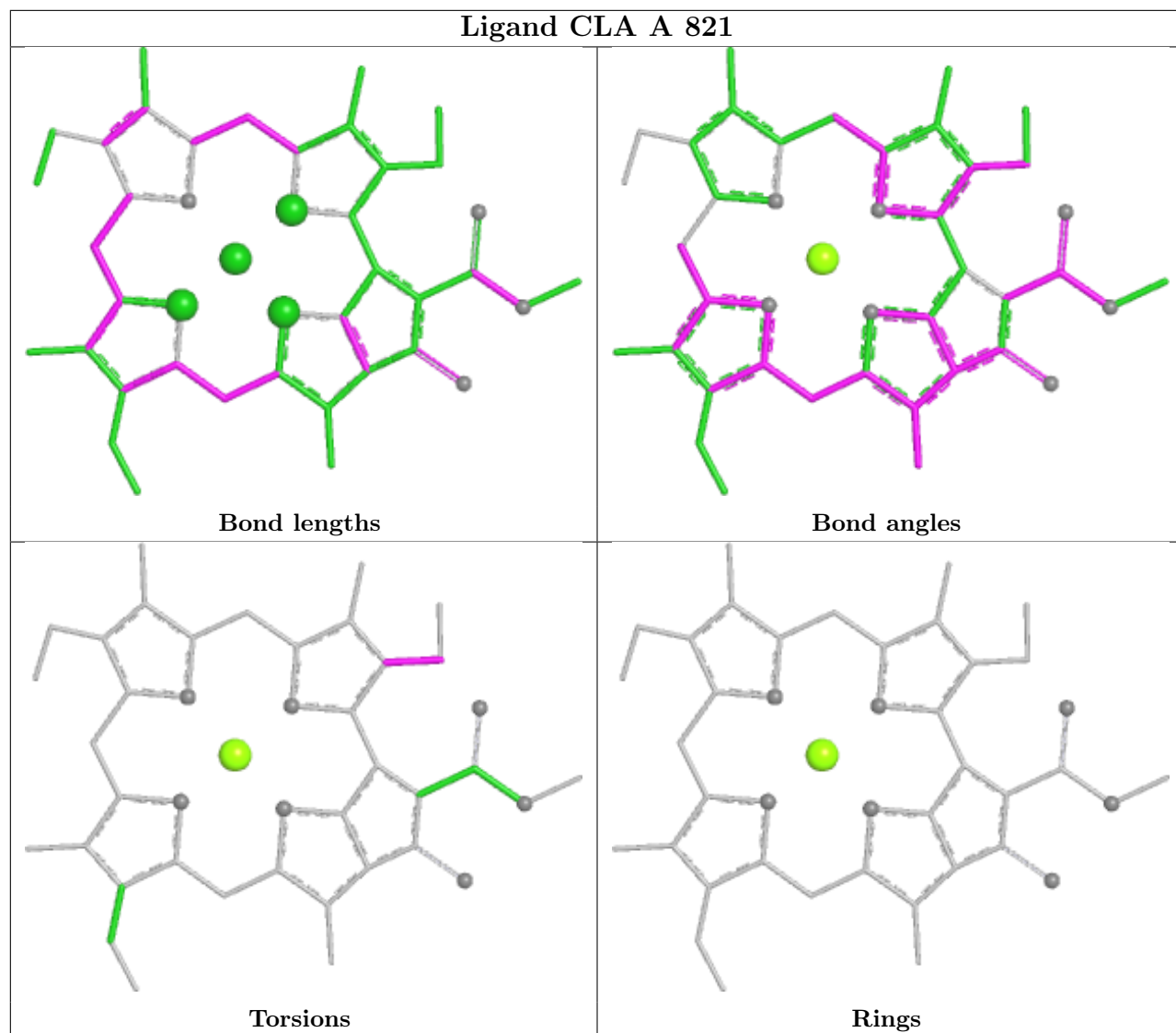
Ligand CLA 3 306



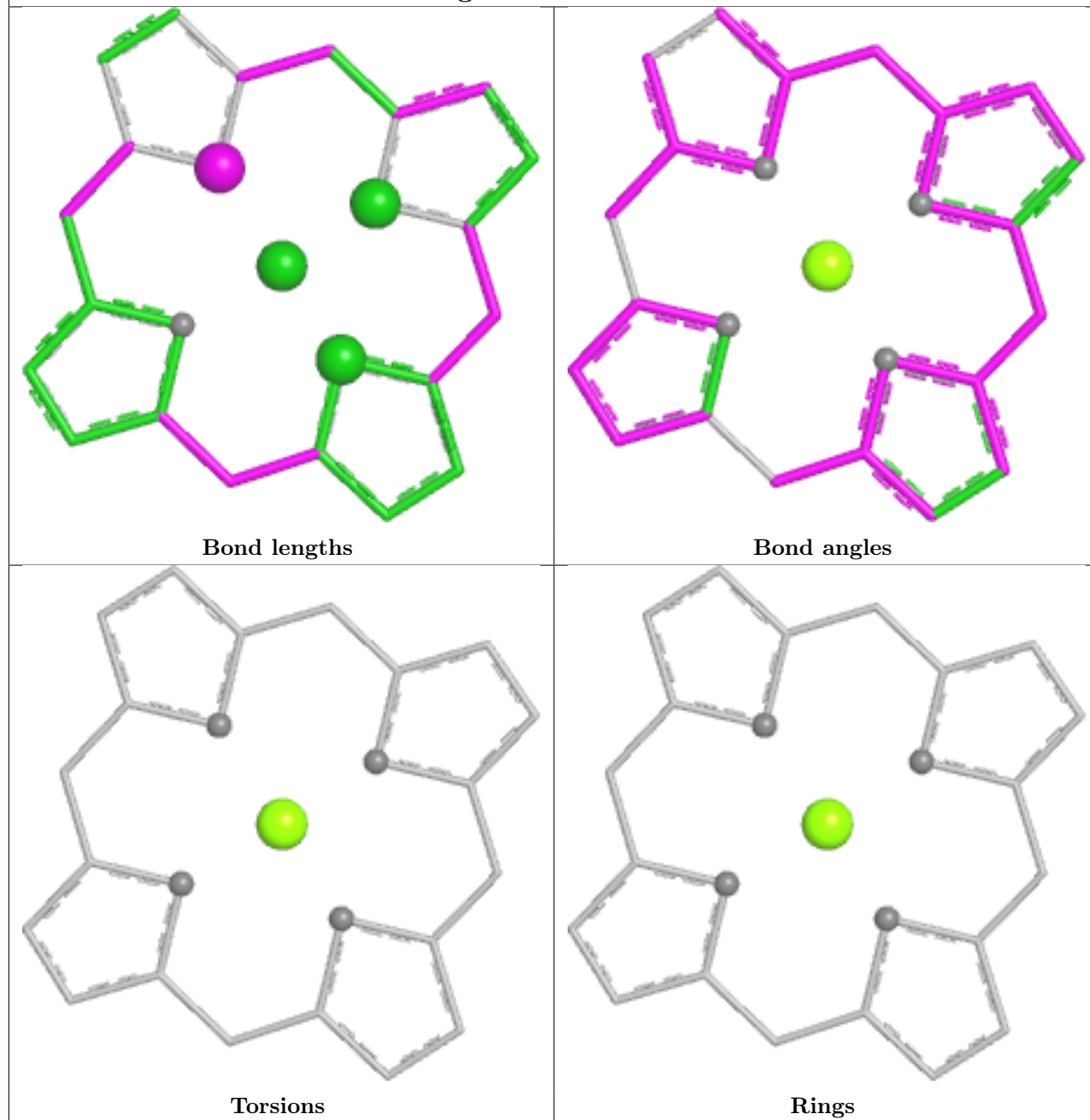




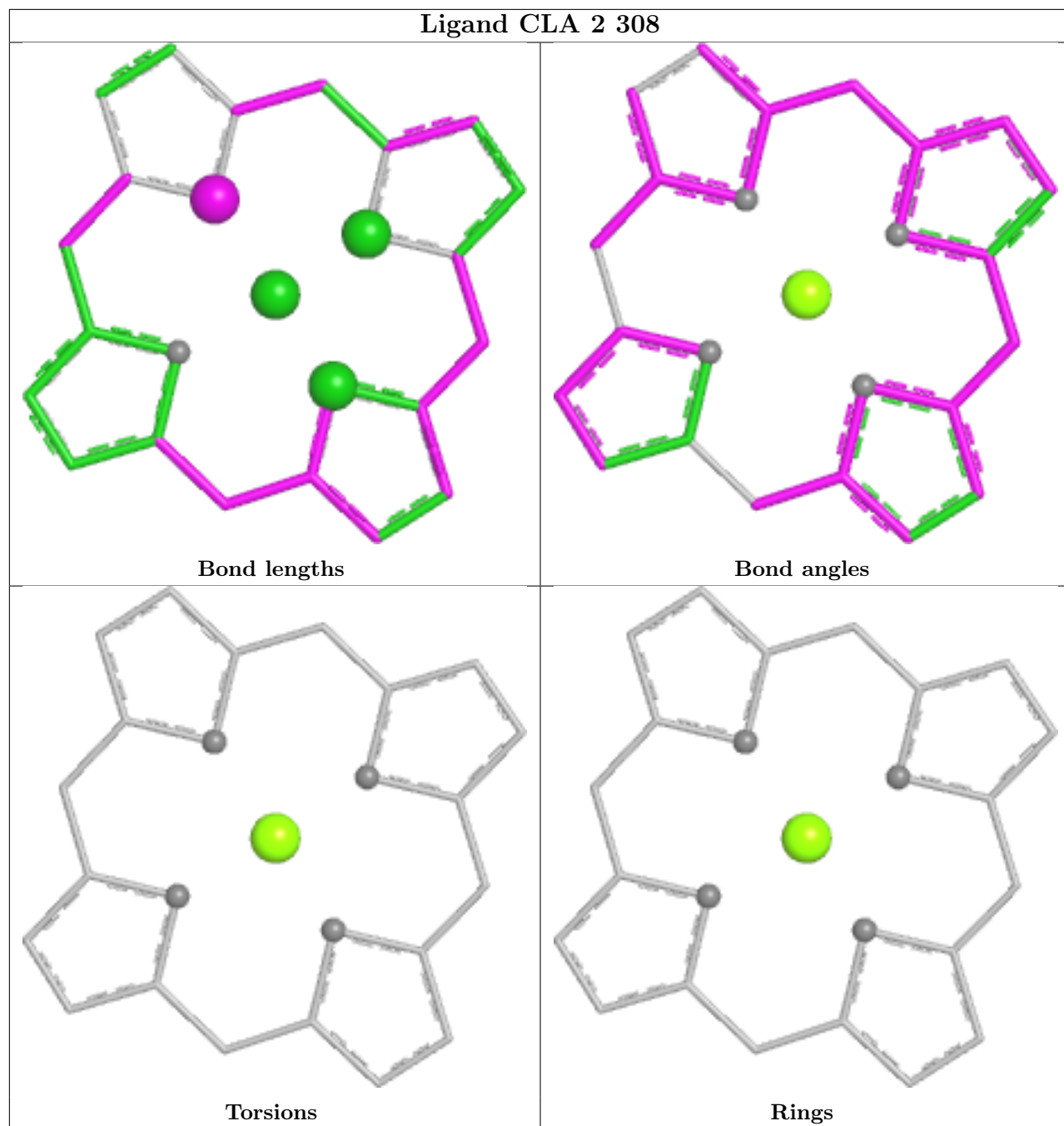


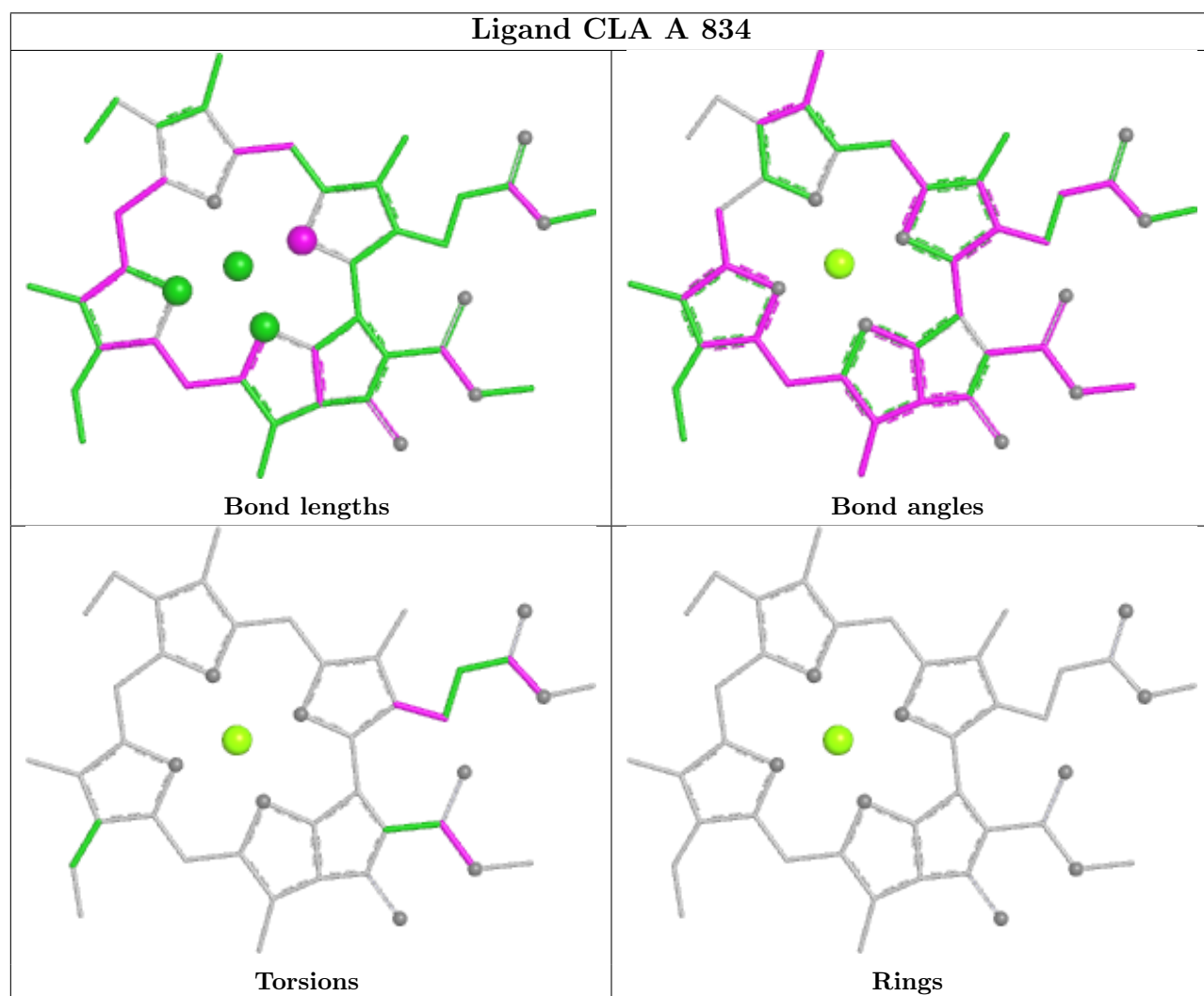
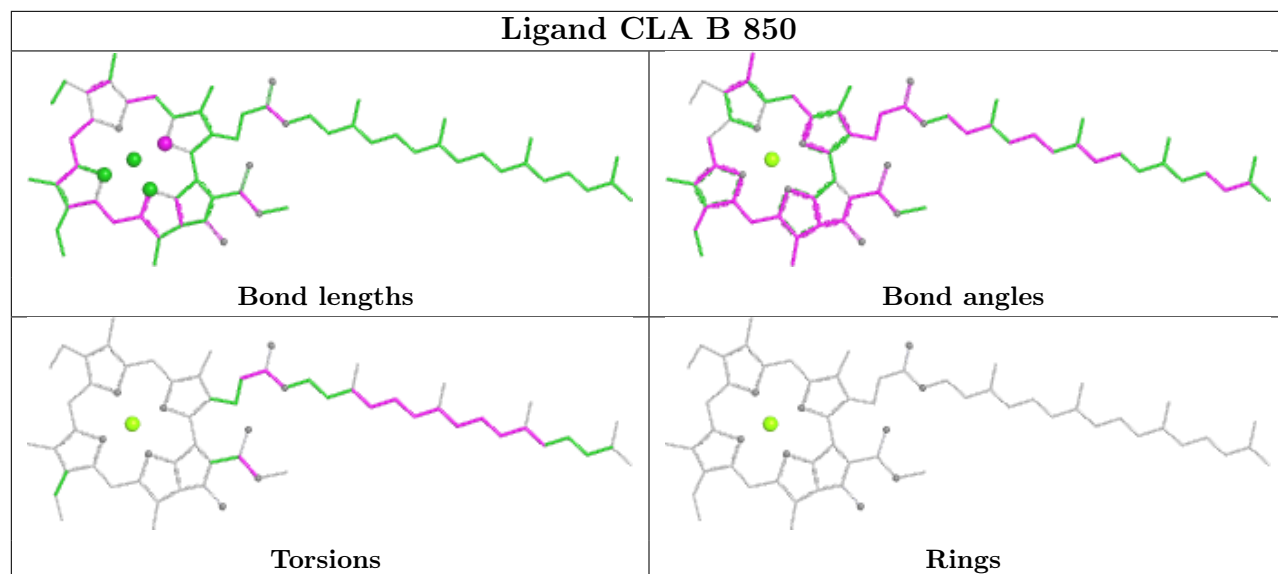


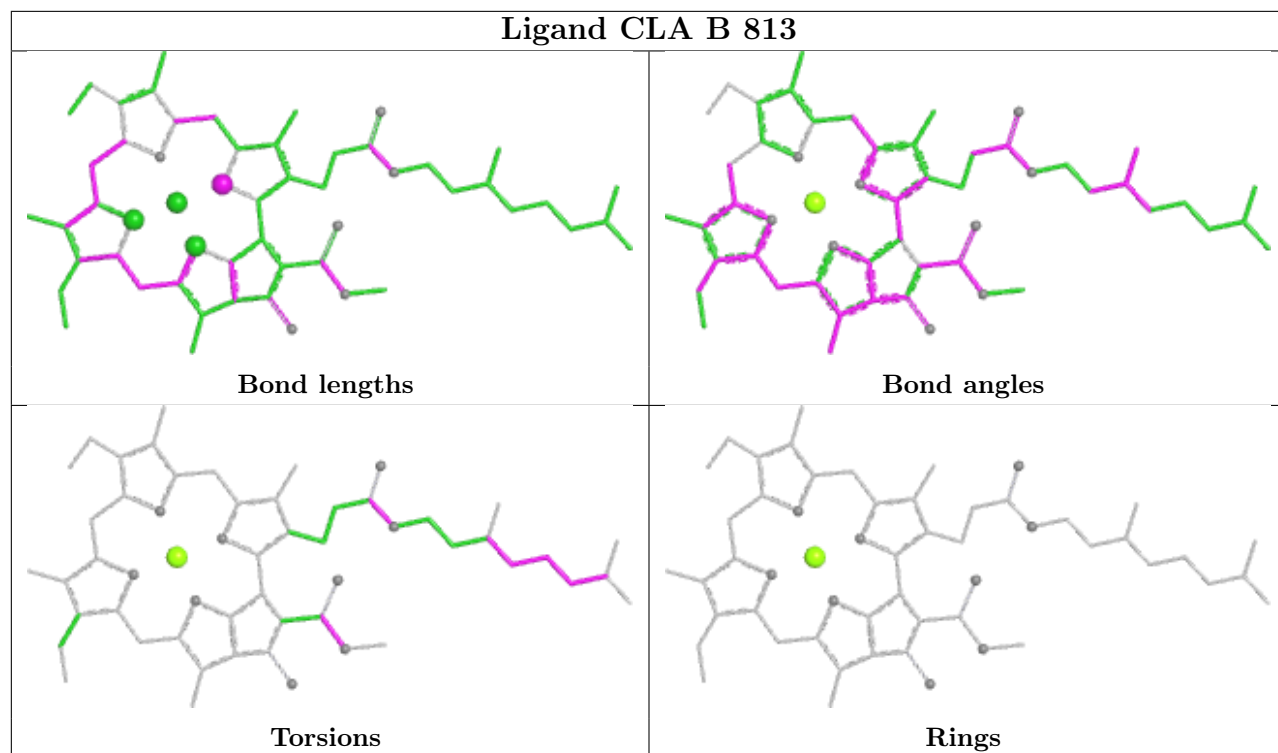
Ligand CLA 1 209



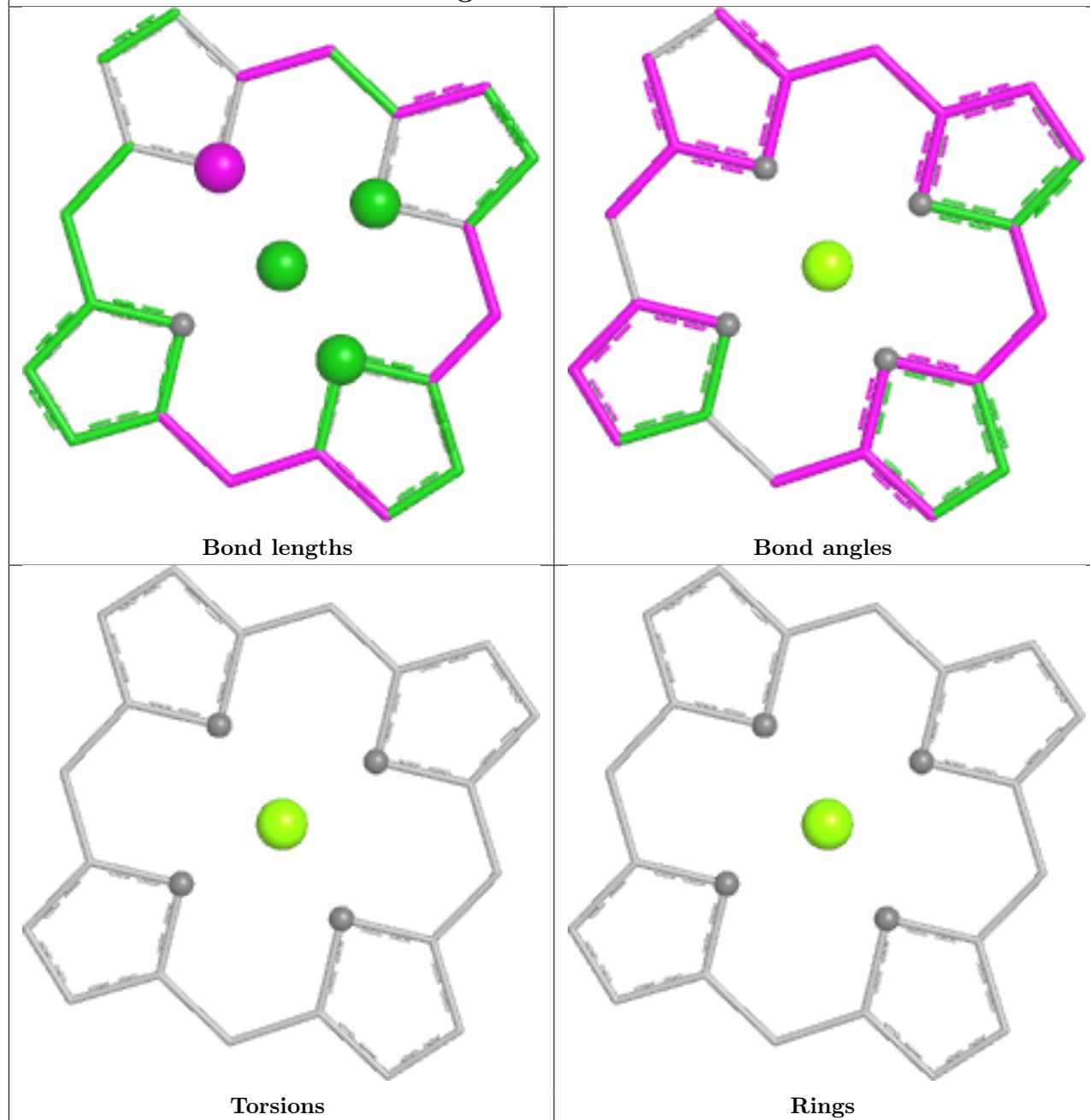
Ligand CLA 2 308

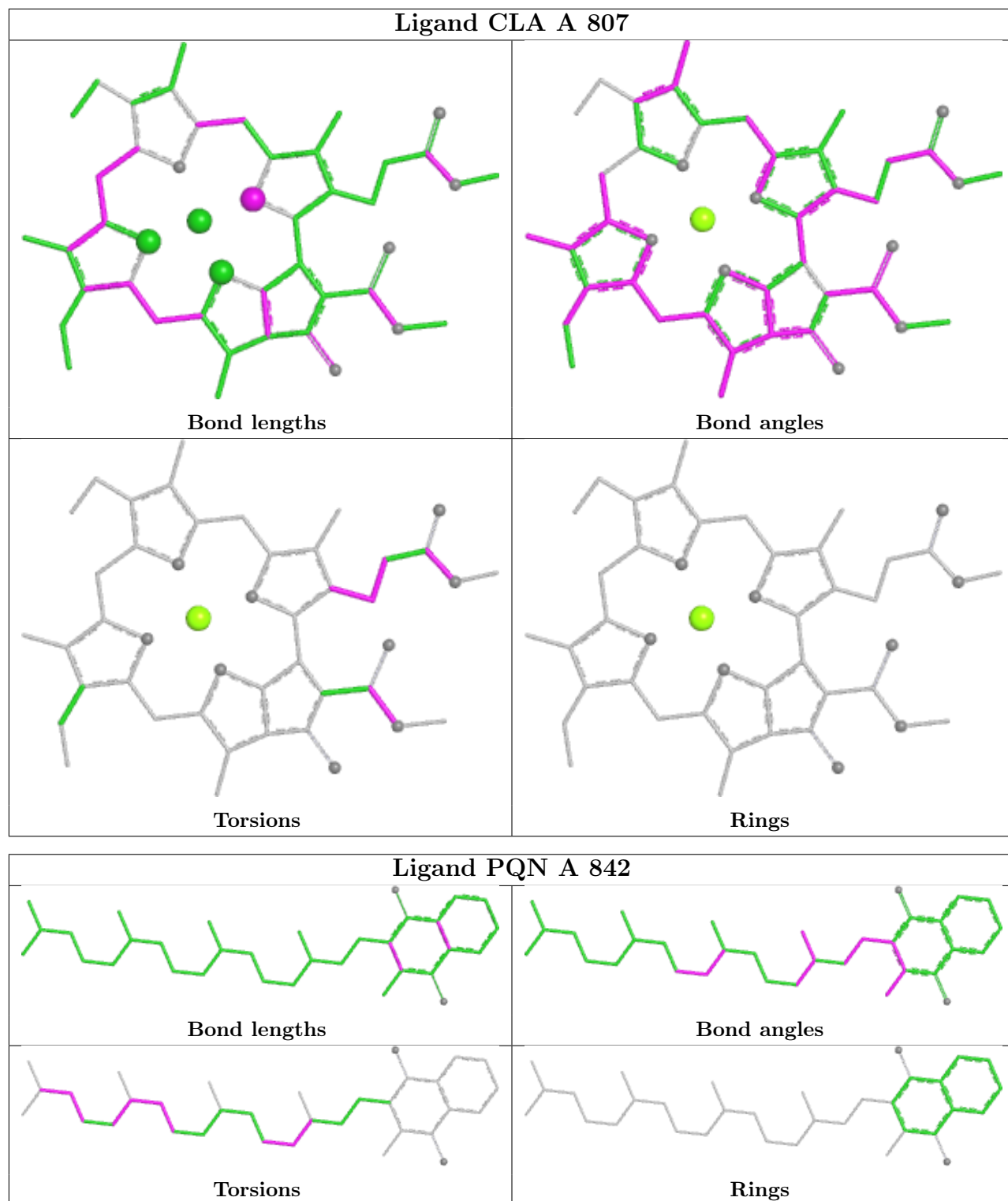


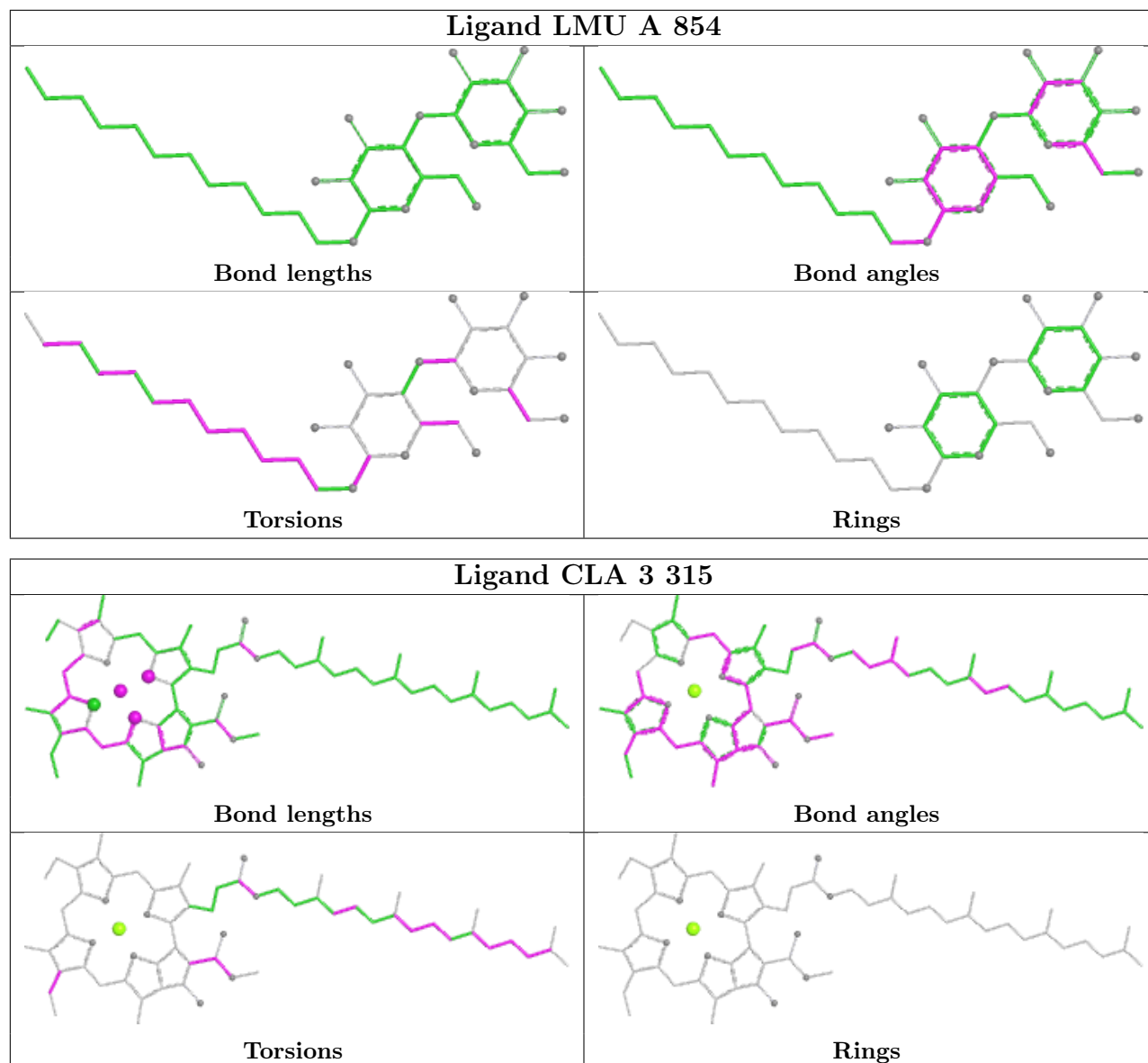


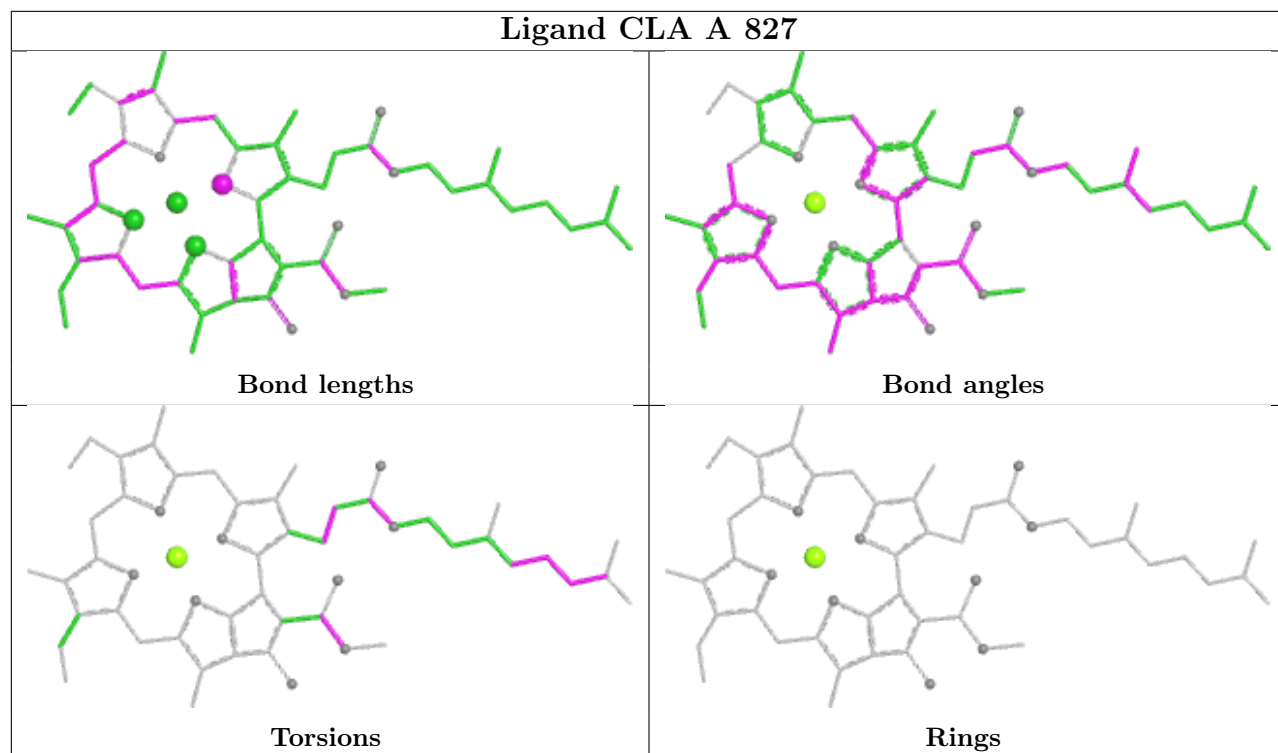


Ligand CLA 4 307

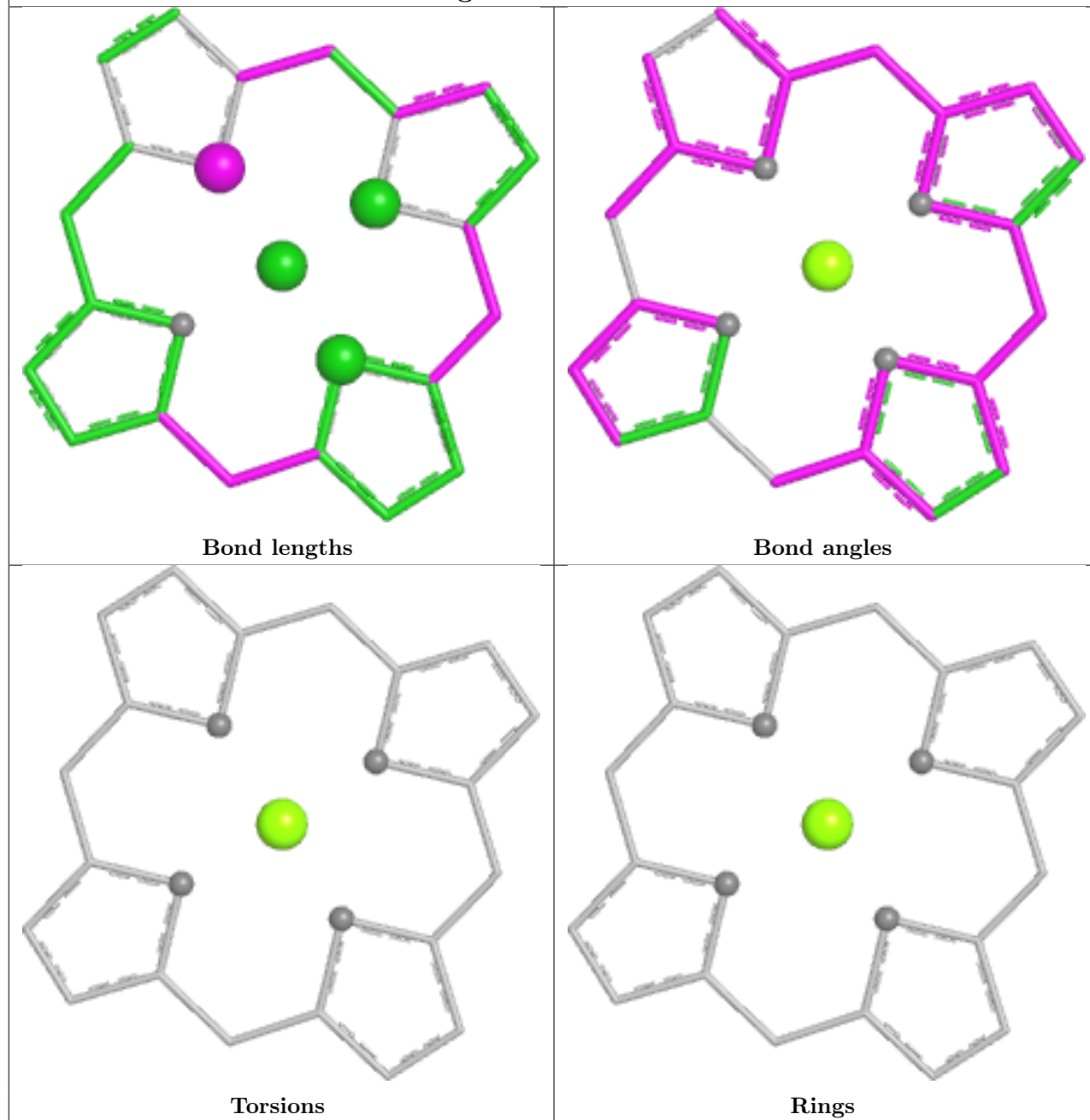


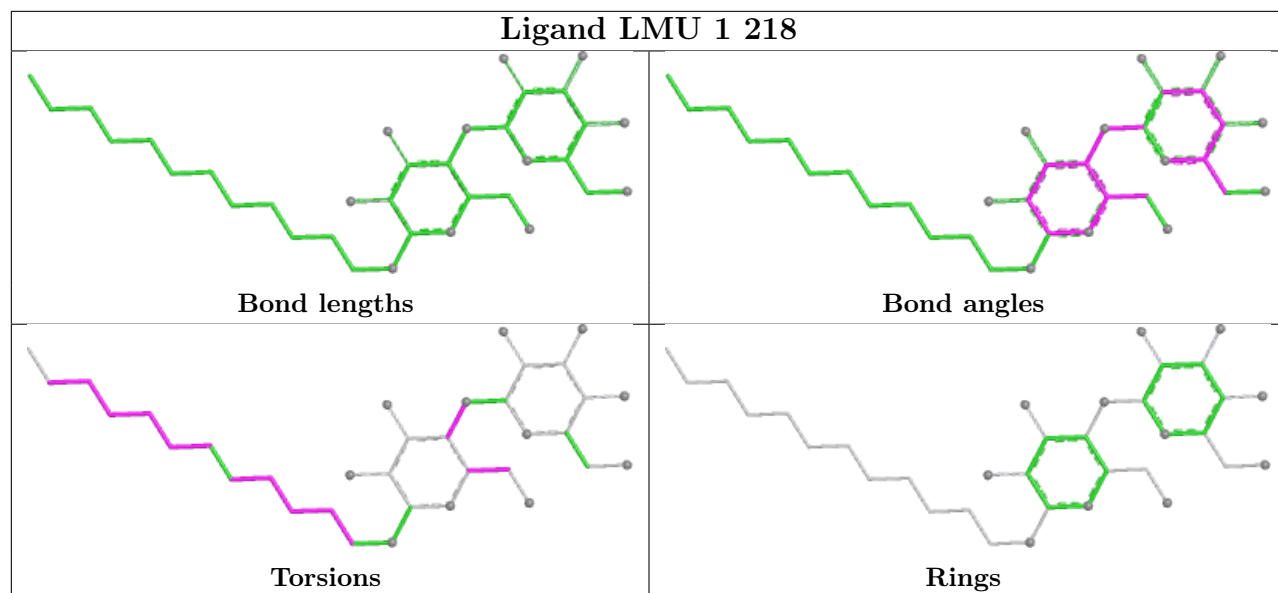




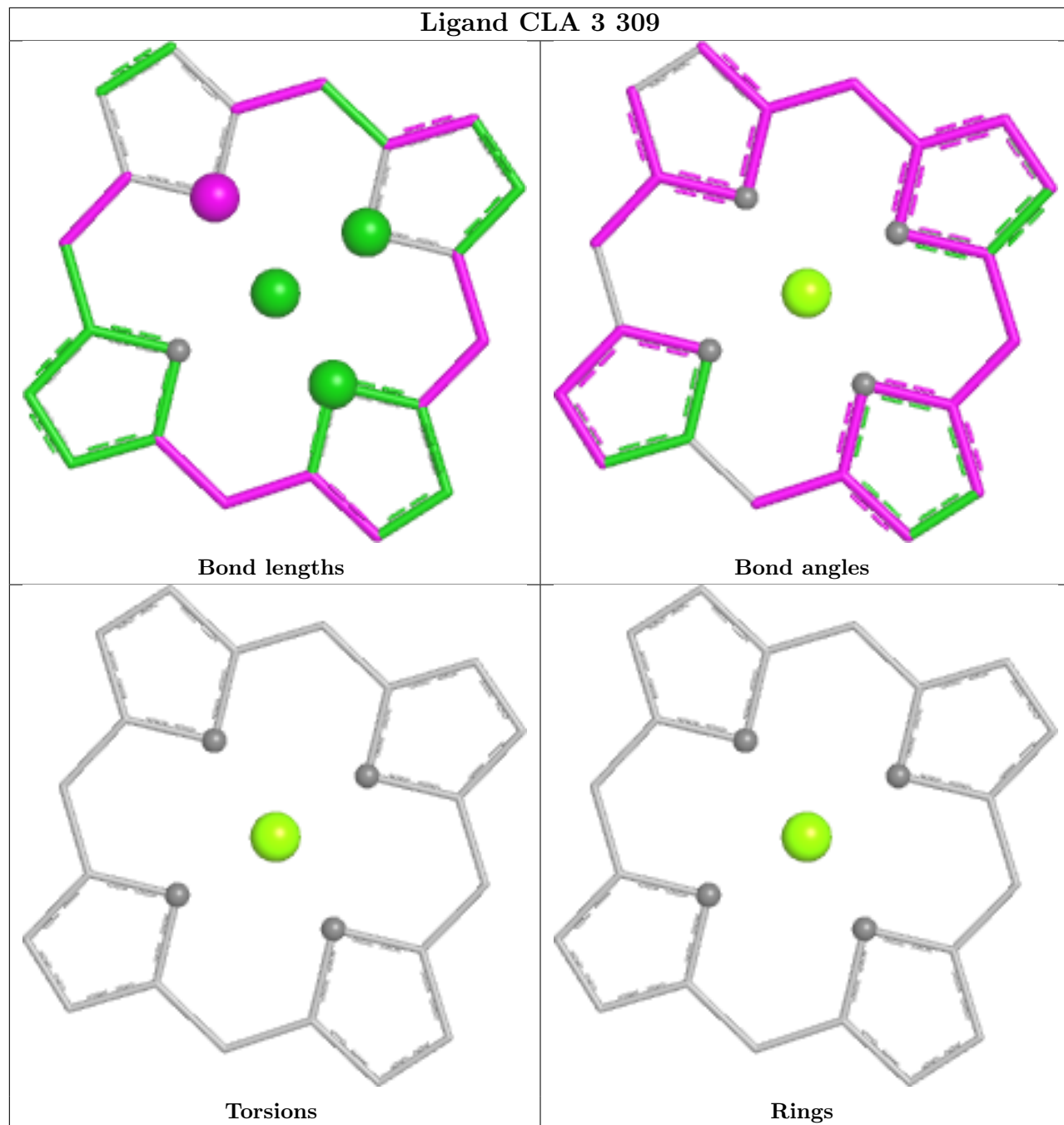


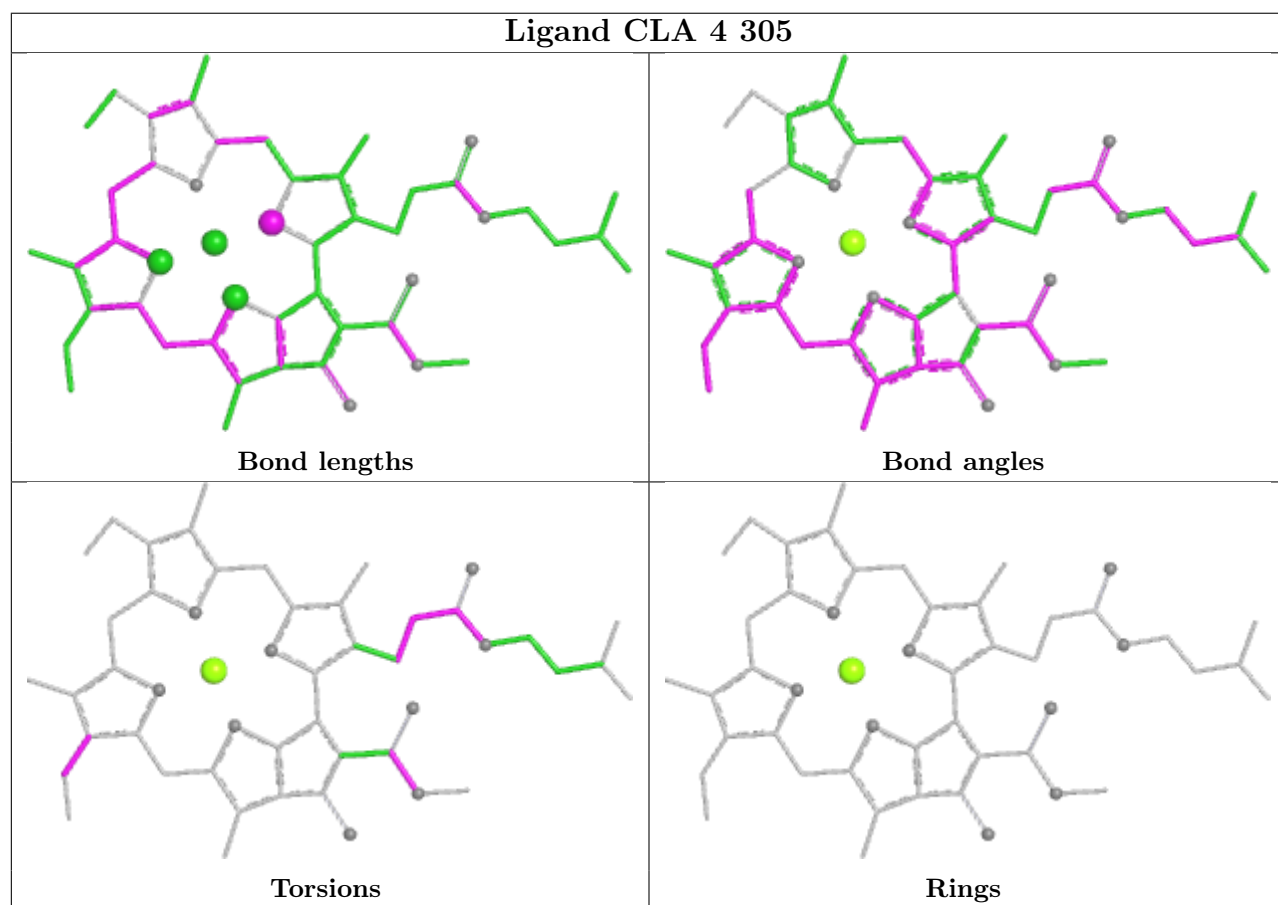
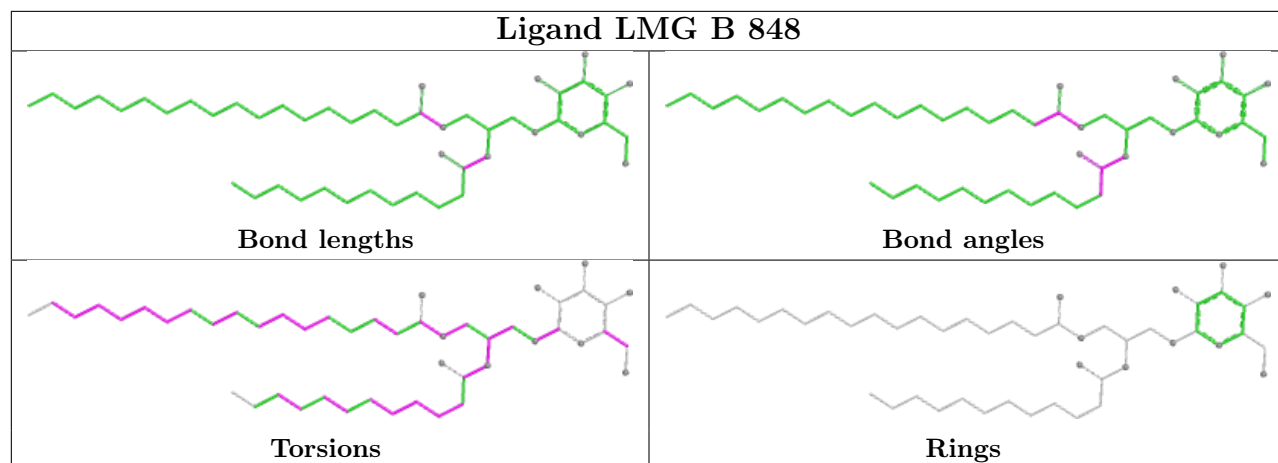
Ligand CLA 4 309

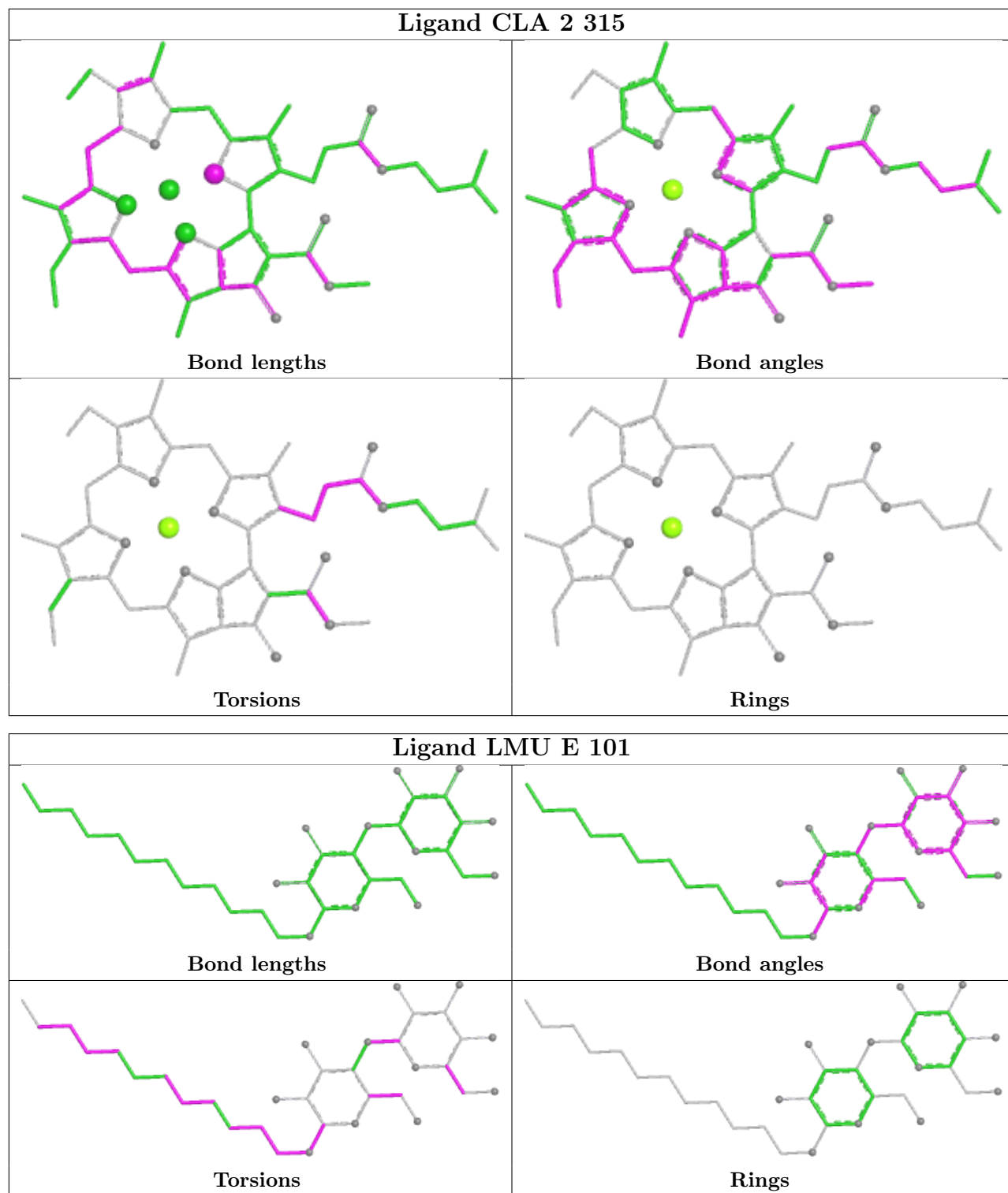


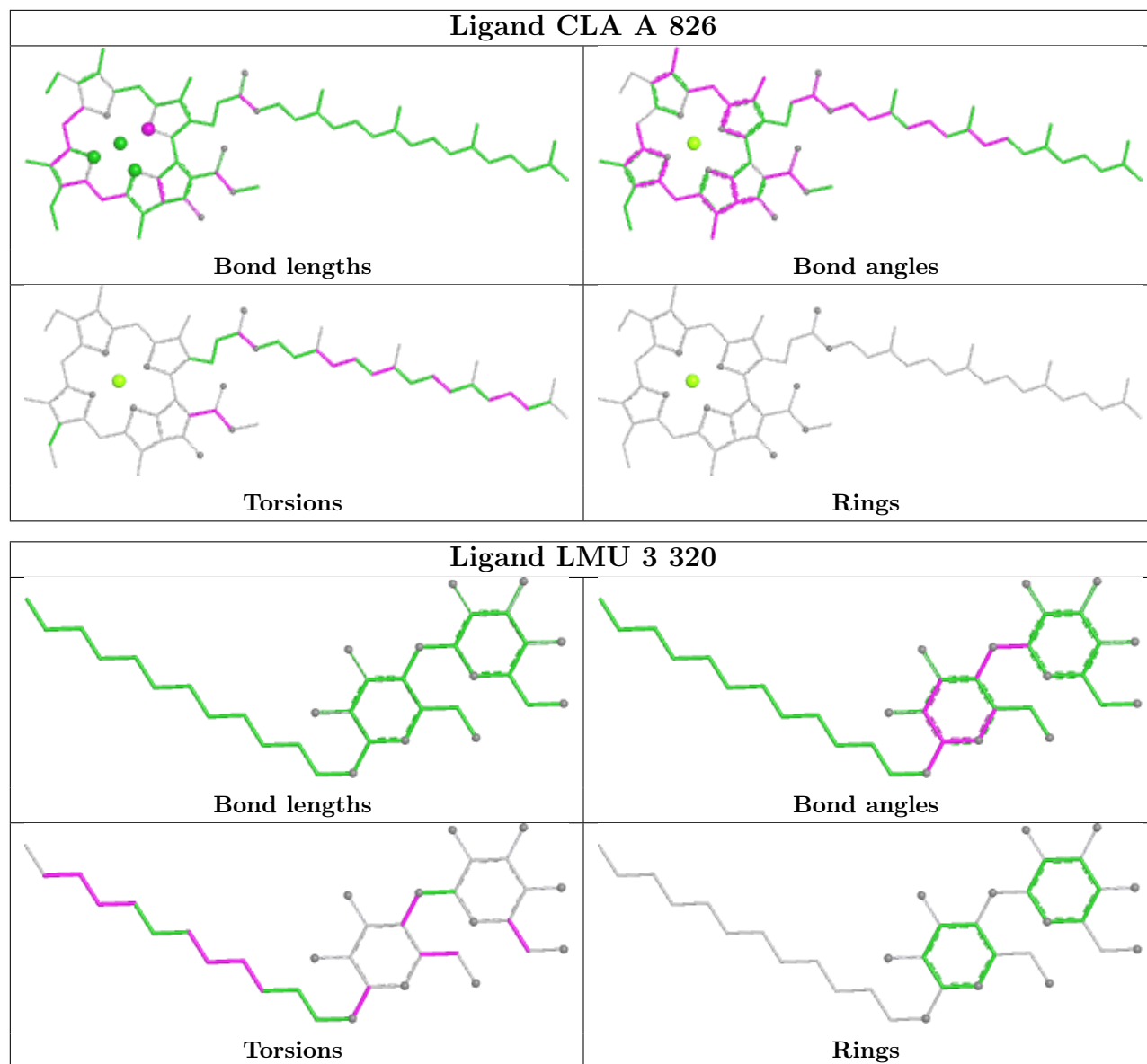


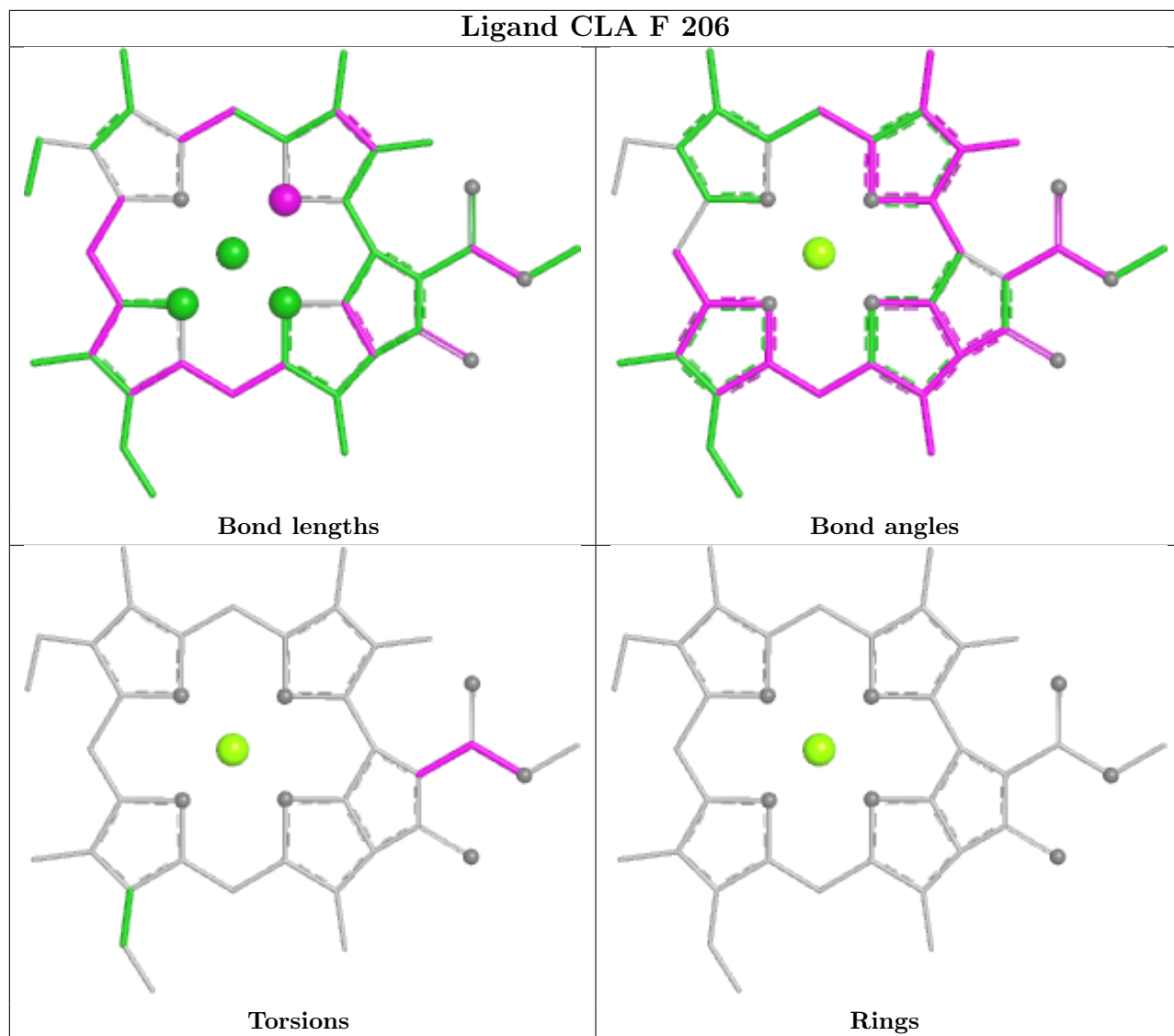
Ligand CLA 3 309

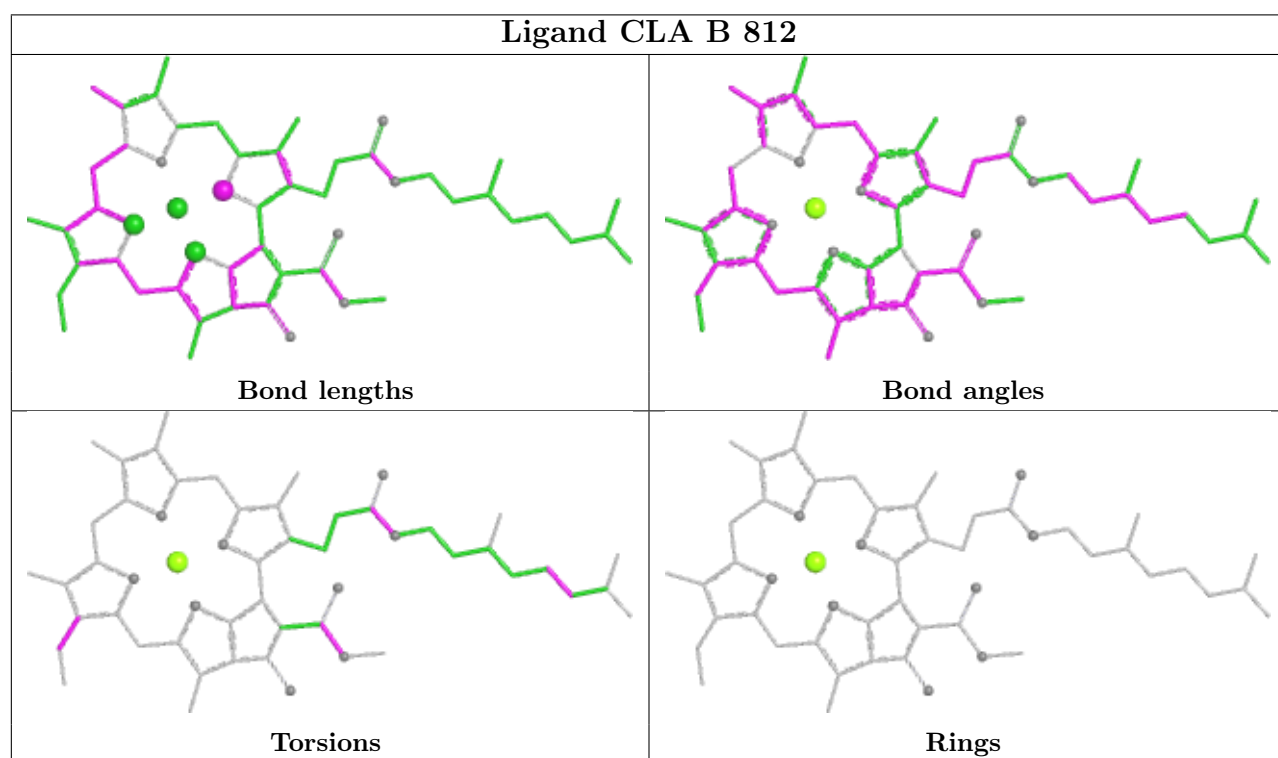
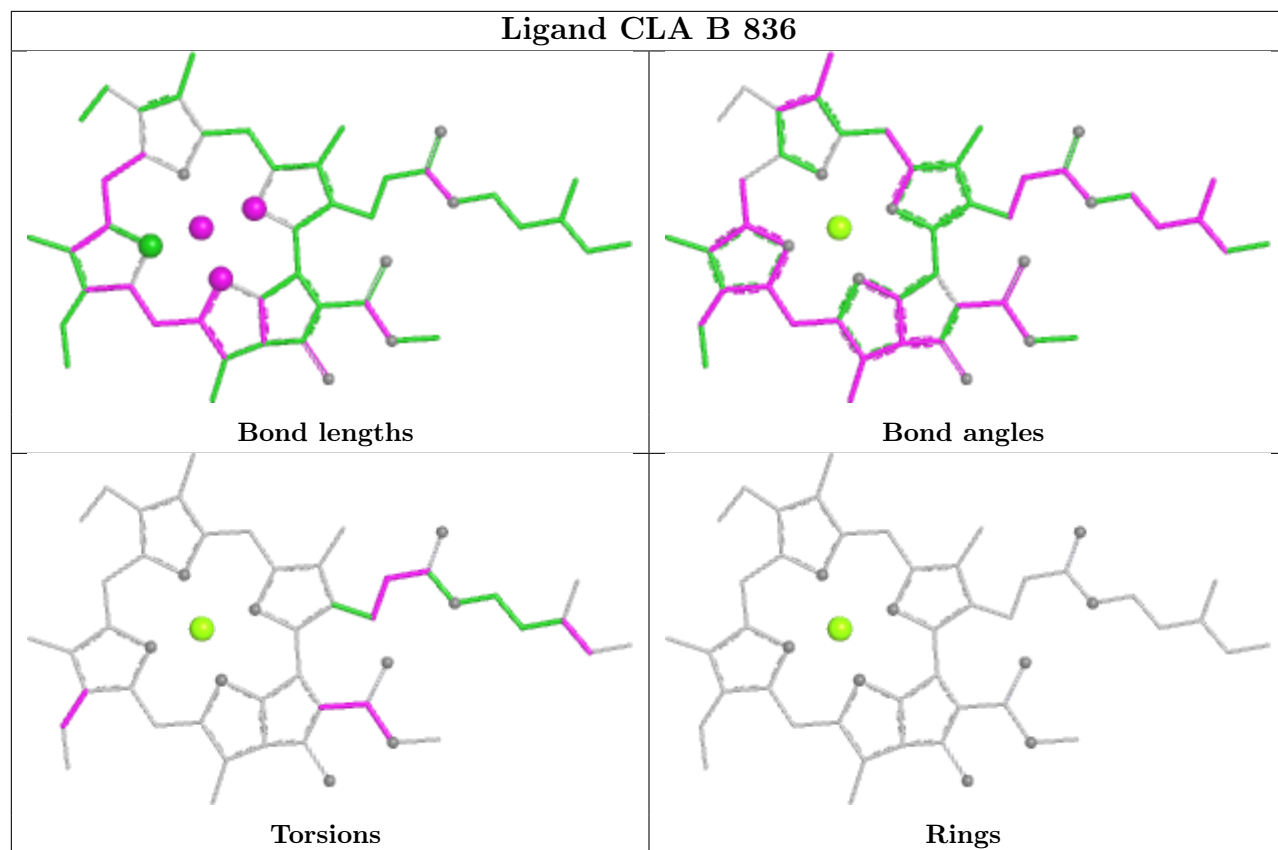


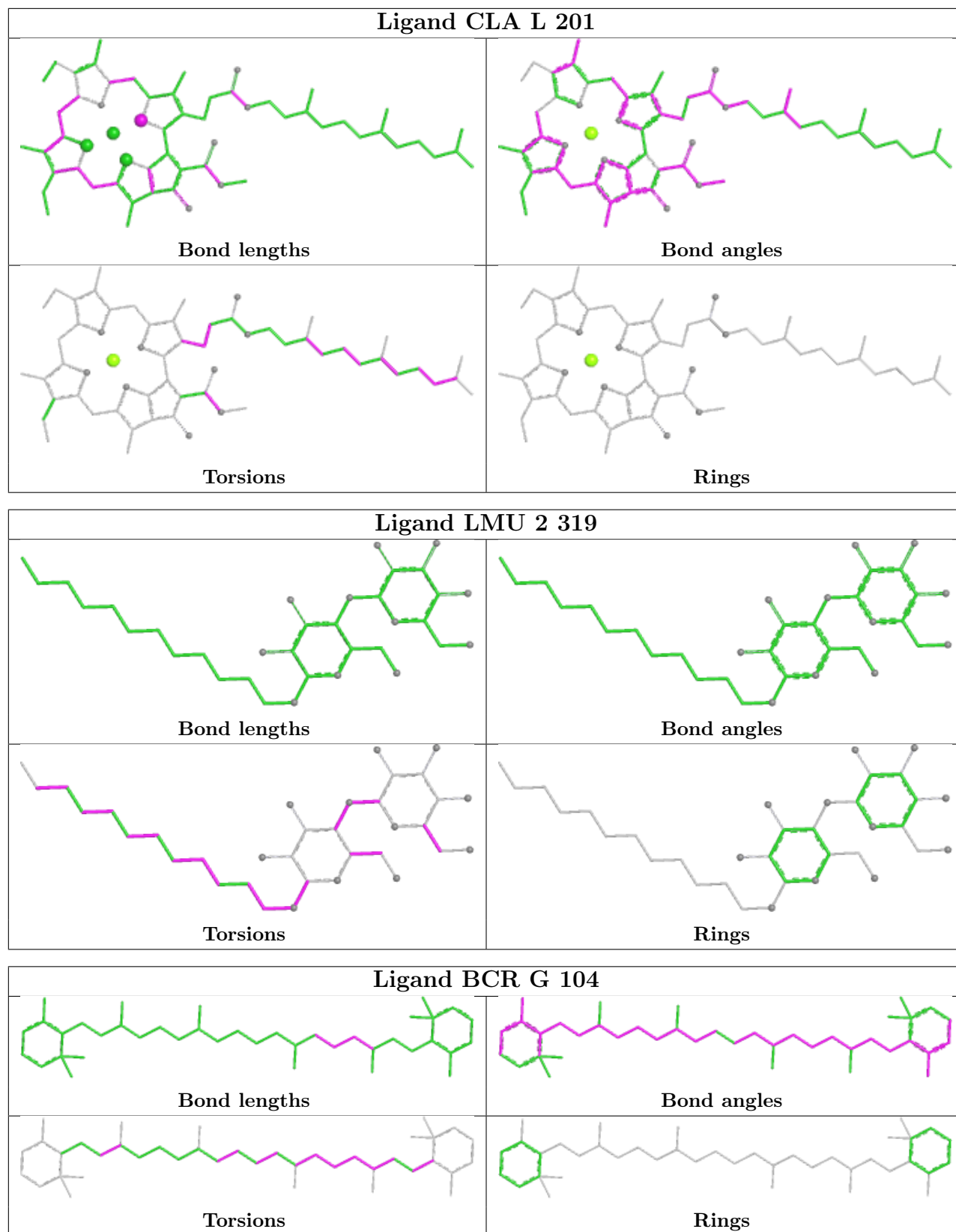


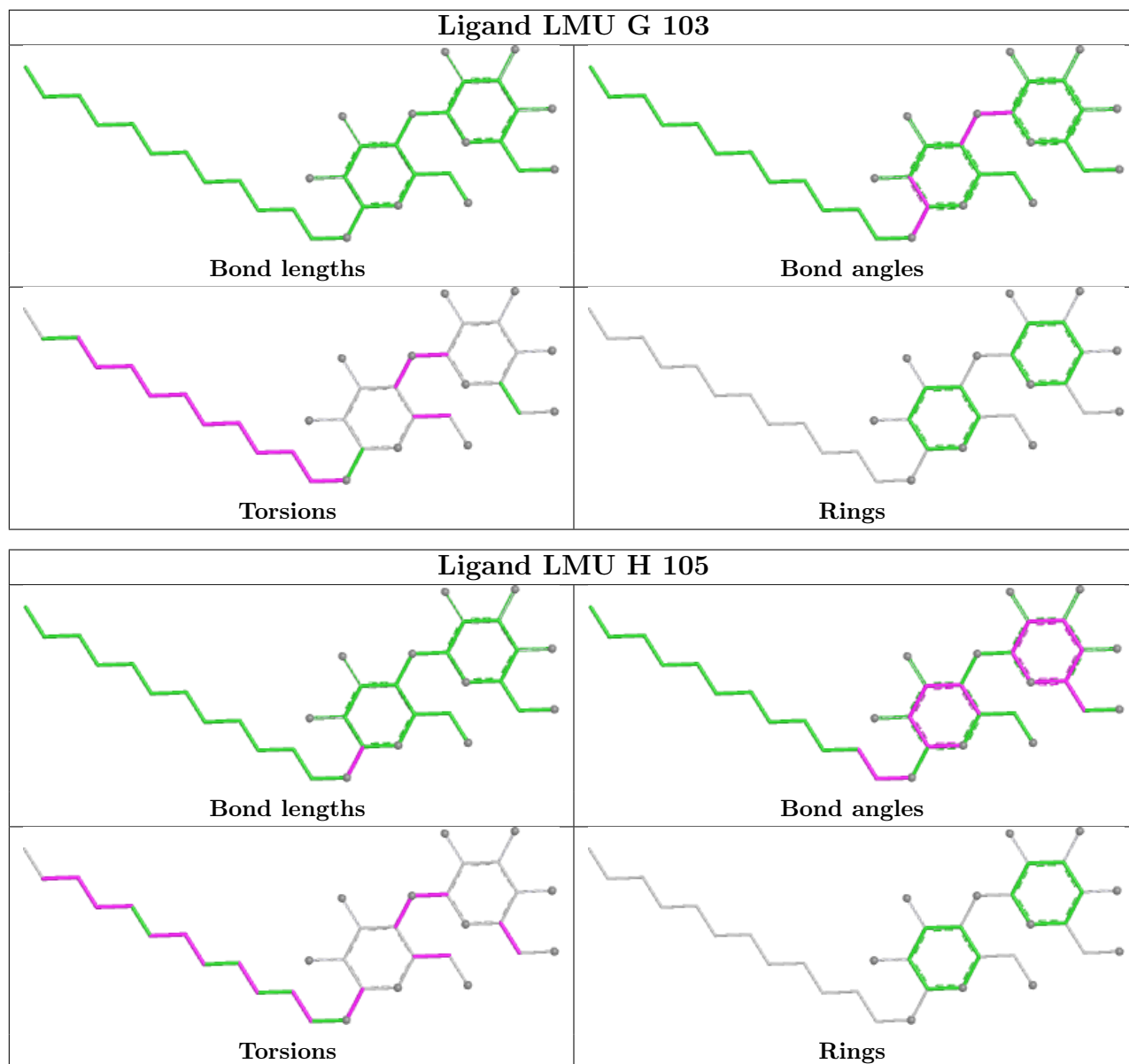


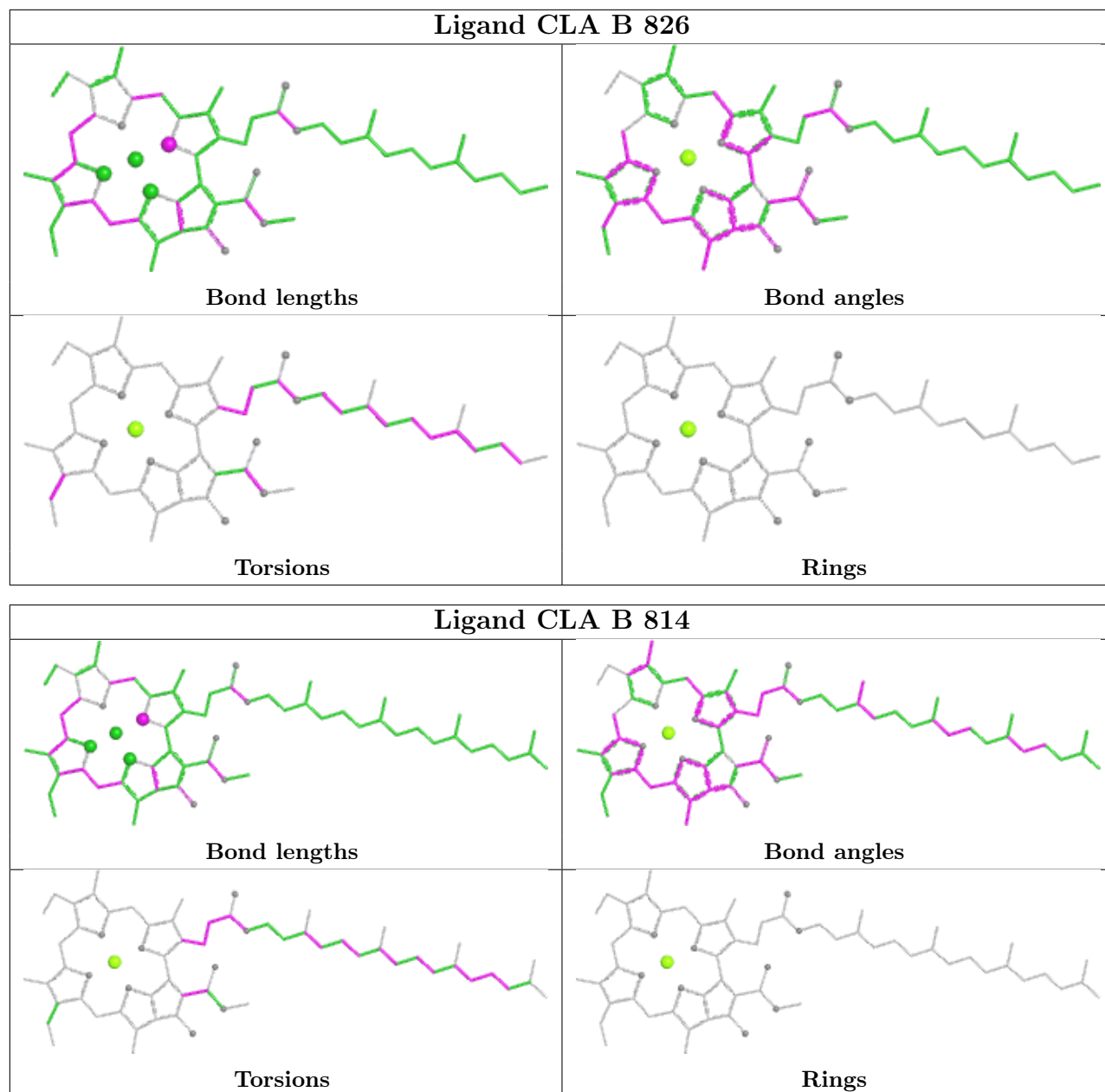




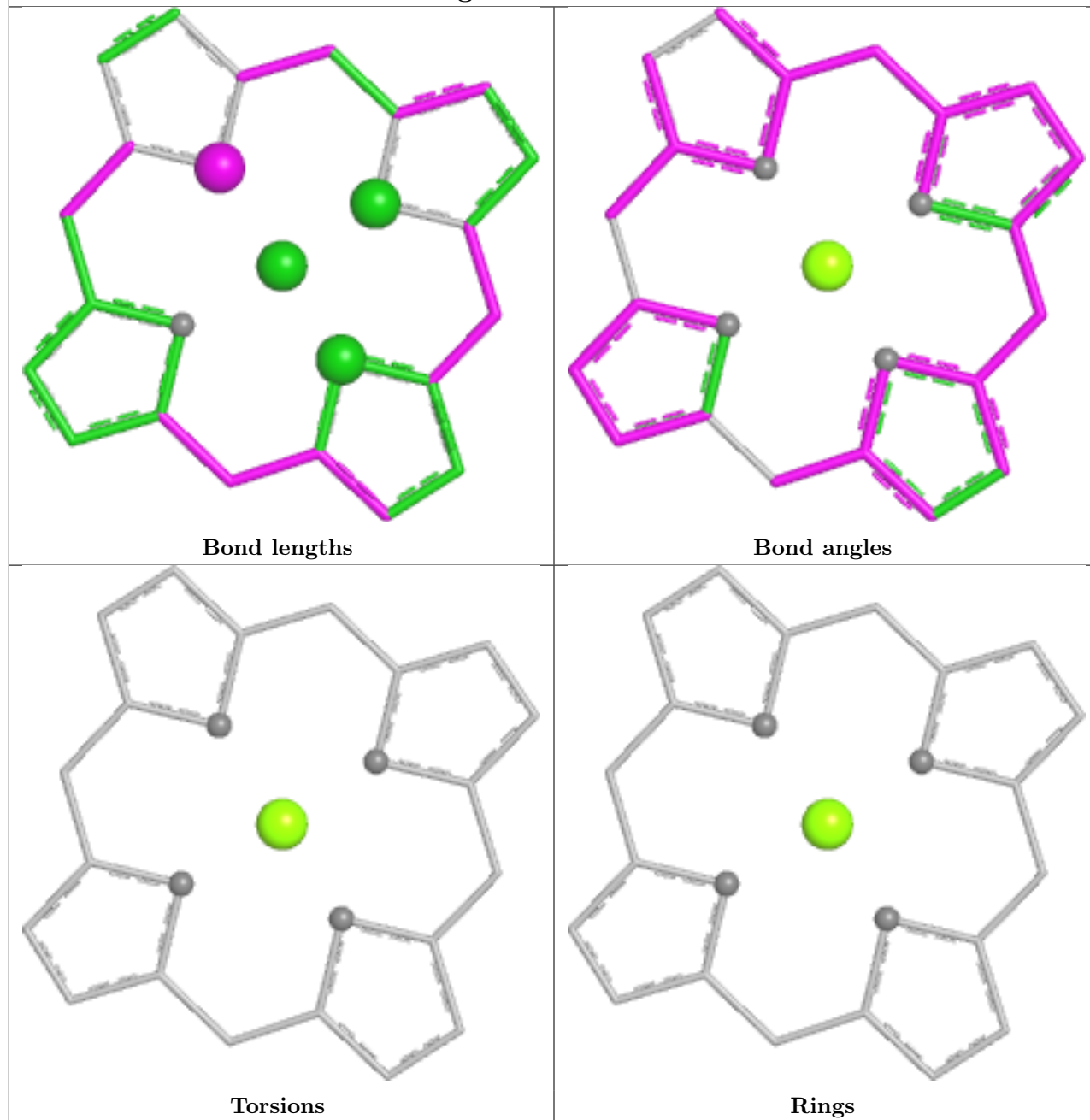


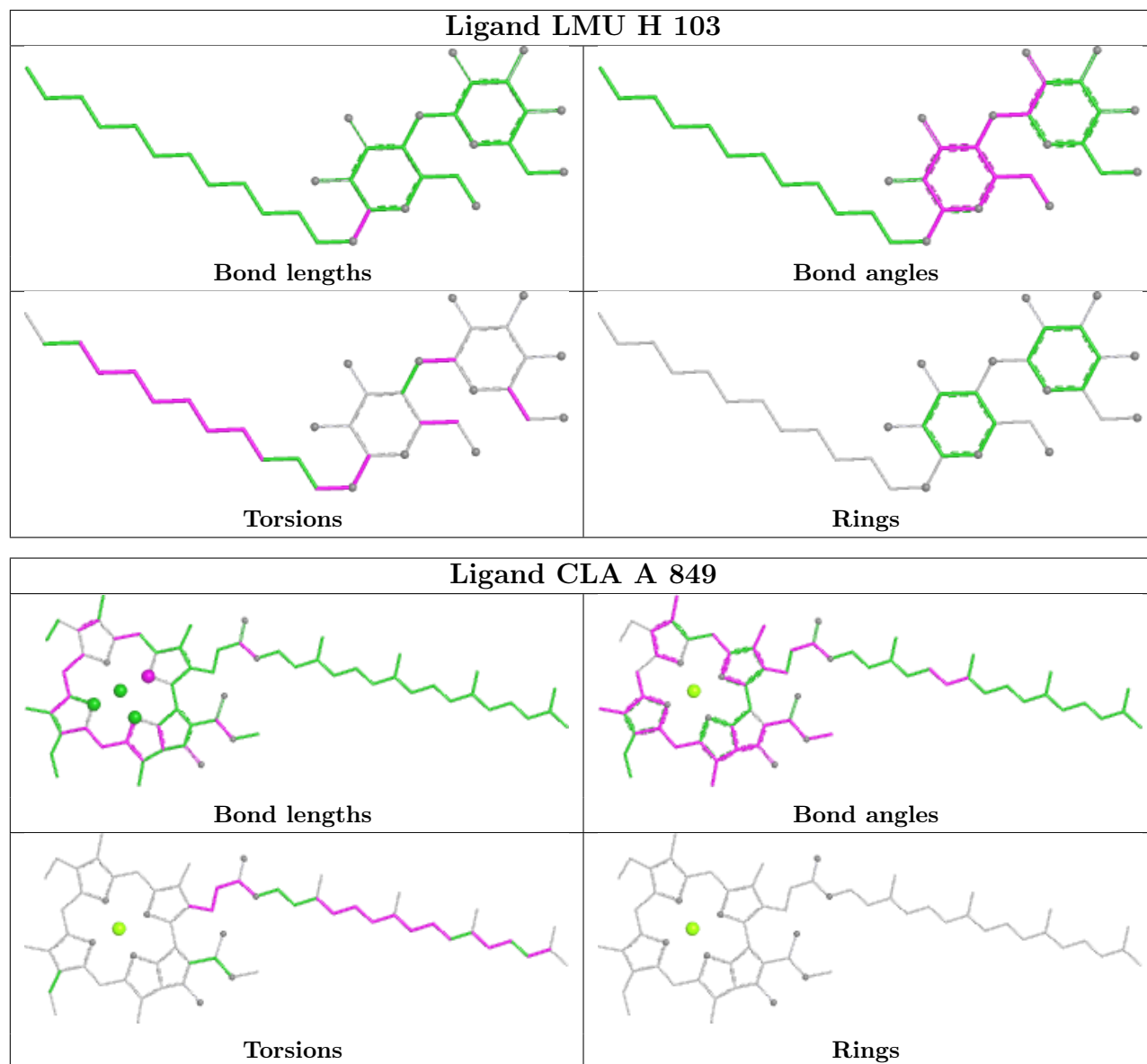






Ligand CLA 3 316





5.7 Other polymers [i](#)

There are no such residues in this entry.

5.8 Polymer linkage issues [i](#)

There are no chain breaks in this entry.

6 Fit of model and data [i](#)

6.1 Protein, DNA and RNA chains [i](#)

In the following table, the column labelled ‘#RSRZ > 2’ contains the number (and percentage) of RSRZ outliers, followed by percent RSRZ outliers for the chain as percentile scores relative to all X-ray entries and entries of similar resolution. The OWAB column contains the minimum, median, 95th percentile and maximum values of the occupancy-weighted average B-factor per residue. The column labelled ‘Q < 0.9’ lists the number of (and percentage) of residues with an average occupancy less than 0.9.

Mol	Chain	Analysed	<RSRZ>	#RSRZ>2	OWAB(Å ²)	Q<0.9
1	1	165/241 (68%)	1.34	39 (23%) 0 0	21, 24, 25, 25	0
2	2	176/269 (65%)	0.89	34 (19%) 1 1	21, 23, 24, 25	0
3	3	153/276 (55%)	1.12	30 (19%) 1 1	49, 78, 110, 112	0
4	4	166/251 (66%)	0.57	15 (9%) 9 11	21, 23, 24, 25	0
5	A	730/758 (96%)	0.62	56 (7%) 13 15	20, 22, 23, 25	0
6	B	733/734 (99%)	0.67	53 (7%) 15 17	20, 22, 24, 25	0
7	C	81/81 (100%)	0.83	11 (13%) 3 4	21, 22, 23, 23	0
8	D	138/212 (65%)	0.90	25 (18%) 1 2	21, 23, 24, 25	0
9	E	65/143 (45%)	0.71	10 (15%) 2 3	21, 22, 24, 24	0
10	F	154/231 (66%)	0.60	12 (7%) 13 15	21, 22, 23, 24	0
11	G	95/167 (56%)	0.95	12 (12%) 3 5	21, 23, 24, 25	0
12	H	69/144 (47%)	0.83	10 (14%) 2 3	21, 23, 24, 25	0
13	I	30/40 (75%)	0.32	1 (3%) 46 43	21, 22, 23, 23	0
14	J	42/44 (95%)	0.51	3 (7%) 16 17	21, 23, 23, 24	0
15	K	84/131 (64%)	1.48	19 (22%) 0 0	21, 24, 24, 26	0
16	L	162/216 (75%)	0.60	18 (11%) 5 7	20, 23, 24, 25	0
17	N	85/170 (50%)	0.60	7 (8%) 11 13	22, 23, 24, 25	0
18	R	0/53	-	-	-	-
All	All	3128/4161 (75%)	0.76	355 (11%) 5 6	20, 23, 25, 112	0

All (355) RSRZ outliers are listed below:

Mol	Chain	Res	Type	RSRZ
15	K	16	THR	10.2
3	3	40	SER	8.6
1	1	92	GLY	7.8

Continued on next page...

Continued from previous page...

Mol	Chain	Res	Type	RSRZ
1	1	87	ASN	7.4
15	K	64	GLY	7.0
4	4	114	SER	6.7
1	1	88	PRO	6.7
11	G	4	PRO	6.6
11	G	74	TRP	6.4
6	B	566	GLY	6.2
3	3	77	ILE	6.0
2	2	123	PRO	5.6
2	2	118	CYS	5.4
1	1	42	SER	5.4
5	A	32	GLU	5.2
5	A	33	GLN	5.1
6	B	258	LEU	5.0
16	L	116	PRO	5.0
3	3	58	GLU	5.0
10	F	38	PRO	4.9
15	K	17	LEU	4.9
6	B	491	ASN	4.9
6	B	210	ASN	4.9
5	A	124	TRP	4.9
5	A	344	LYS	4.8
6	B	204	GLY	4.7
15	K	63	CYS	4.7
5	A	34	TRP	4.6
3	3	55	ALA	4.6
1	1	17	SER	4.6
15	K	65	ALA	4.6
6	B	487	ASN	4.6
10	F	152	ASN	4.6
12	H	47	PHE	4.6
8	D	141	VAL	4.6
2	2	117	GLY	4.5
16	L	142	GLY	4.4
1	1	114	MET	4.4
16	L	141	GLY	4.3
8	D	61	PRO	4.3
6	B	486	LEU	4.2
1	1	80	GLY	4.2
10	F	37	ALA	4.2
14	J	6	THR	4.2
7	C	54	CYS	4.1

Continued on next page...

Continued from previous page...

Mol	Chain	Res	Type	RSRZ
5	A	505	PRO	4.1
2	2	61	GLY	4.1
2	2	152	SER	4.1
6	B	263	PRO	4.1
3	3	123	PHE	4.1
5	A	126	ILE	4.1
1	1	47	CYS	4.1
15	K	77	GLY	4.0
16	L	115	ALA	4.0
1	1	39	TYR	4.0
1	1	113	SER	4.0
11	G	96	SER	4.0
2	2	200	PRO	4.0
3	3	42	PRO	4.0
3	3	126	HIS	4.0
4	4	135	GLY	3.9
12	H	30	SER	3.9
11	G	5	SER	3.9
4	4	86	SER	3.9
15	K	68	HIS	3.9
7	C	55	GLU	3.8
6	B	220	GLN	3.8
16	L	117	ALA	3.8
8	D	140	ASN	3.8
8	D	108	GLU	3.8
9	E	79	THR	3.8
16	L	81	GLY	3.8
15	K	5	SER	3.8
10	F	124	PRO	3.7
16	L	145	PHE	3.7
11	G	75	GLY	3.7
1	1	169	PRO	3.7
2	2	119	VAL	3.7
7	C	56	SER	3.7
10	F	110	ASP	3.7
5	A	659	ALA	3.7
7	C	34	CYS	3.7
3	3	104	TYR	3.6
8	D	126	GLY	3.6
3	3	73	ILE	3.6
1	1	28	GLY	3.6
1	1	184	PRO	3.6

Continued on next page...

Continued from previous page...

Mol	Chain	Res	Type	RSRZ
1	1	111	GLN	3.6
8	D	50	TRP	3.6
5	A	388	ASP	3.6
5	A	101	ALA	3.6
1	1	134	SER	3.6
8	D	24	THR	3.6
5	A	487	VAL	3.5
1	1	27	LEU	3.5
6	B	197	VAL	3.5
5	A	486	PRO	3.5
5	A	123	VAL	3.5
6	B	249	GLY	3.5
1	1	124	PRO	3.5
2	2	110	TRP	3.5
2	2	153	PRO	3.5
6	B	252	THR	3.4
2	2	43	TRP	3.4
9	E	84	LEU	3.4
15	K	26	LEU	3.4
15	K	27	ALA	3.4
8	D	25	PRO	3.4
5	A	236	GLY	3.4
8	D	99	GLN	3.4
1	1	164	GLN	3.3
1	1	93	THR	3.3
2	2	78	SER	3.3
15	K	21	ALA	3.3
6	B	221	GLY	3.3
3	3	122	GLY	3.3
4	4	134	PRO	3.3
6	B	484	PRO	3.3
8	D	107	GLY	3.3
6	B	562	PRO	3.3
7	C	9	ASP	3.2
5	A	130	GLU	3.2
15	K	49	THR	3.2
6	B	251	GLY	3.2
5	A	191	PRO	3.2
5	A	433	ASP	3.2
17	N	77	CYS	3.2
1	1	83	THR	3.1
6	B	170	ASN	3.1

Continued on next page...

Continued from previous page...

Mol	Chain	Res	Type	RSRZ
5	A	161	GLU	3.1
12	H	26	SER	3.1
5	A	500	PRO	3.1
6	B	212	PHE	3.1
3	3	95	THR	3.1
5	A	718	PRO	3.1
7	C	17	CYS	3.1
10	F	32	TYR	3.1
5	A	341	GLN	3.1
6	B	92	TRP	3.1
4	4	131	VAL	3.1
1	1	185	TRP	3.1
16	L	96	SER	3.1
3	3	80	LYS	3.1
5	A	125	PRO	3.0
8	D	51	GLU	3.0
2	2	140	GLY	3.0
10	F	76	ASP	3.0
16	L	42	ALA	3.0
2	2	139	GLY	3.0
2	2	77	PRO	3.0
1	1	38	ARG	3.0
5	A	329	ASP	3.0
17	N	48	GLY	3.0
5	A	506	GLY	3.0
17	N	5	GLU	3.0
11	G	70	ASP	2.9
7	C	60	THR	2.9
5	A	100	GLY	2.9
12	H	10	ASP	2.9
3	3	72	ALA	2.9
3	3	116	PHE	2.9
6	B	242	HIS	2.9
9	E	64	PRO	2.9
17	N	56	LYS	2.8
2	2	65	PRO	2.8
6	B	213	LEU	2.8
15	K	54	GLY	2.8
2	2	210	PRO	2.8
12	H	46	PRO	2.8
2	2	156	LEU	2.8
8	D	125	PRO	2.8

Continued on next page...

Continued from previous page...

Mol	Chain	Res	Type	RSRZ
15	K	59	ASP	2.8
15	K	56	THR	2.8
5	A	485	GLN	2.8
6	B	209	TRP	2.8
7	C	57	ALA	2.8
7	C	15	THR	2.8
6	B	517	PHE	2.7
3	3	204	THR	2.7
2	2	52	SER	2.7
5	A	429	ASN	2.7
8	D	135	ARG	2.7
6	B	259	GLY	2.7
4	4	141	LEU	2.7
17	N	47	THR	2.7
16	L	69	VAL	2.7
5	A	247	GLU	2.7
2	2	158	GLU	2.7
4	4	38	ARG	2.7
5	A	635	THR	2.7
1	1	34	ALA	2.7
2	2	122	ASP	2.7
6	B	214	ASP	2.7
8	D	21	ASP	2.7
17	N	49	CYS	2.7
5	A	286	GLY	2.7
3	3	109	ASP	2.6
1	1	33	PRO	2.6
9	E	83	ALA	2.6
1	1	86	GLY	2.6
8	D	32	SER	2.6
4	4	36	ASN	2.6
6	B	300	SER	2.6
3	3	113	LEU	2.6
8	D	116	ASP	2.6
8	D	139	LYS	2.6
5	A	575	LEU	2.6
9	E	56	ASP	2.6
5	A	217	SER	2.6
5	A	742	GLY	2.6
1	1	175	GLU	2.5
11	G	39	ASN	2.5
2	2	186	THR	2.5

Continued on next page...

Continued from previous page...

Mol	Chain	Res	Type	RSRZ
16	L	134	ASP	2.5
12	H	29	PRO	2.5
6	B	292	ARG	2.5
3	3	121	MET	2.5
15	K	50	GLY	2.5
8	D	156	LEU	2.5
6	B	366	THR	2.5
2	2	181	HIS	2.5
3	3	105	ASN	2.5
4	4	67	ILE	2.5
6	B	319	HIS	2.5
6	B	493	TRP	2.5
3	3	76	GLU	2.5
16	L	98	CYS	2.5
5	A	501	GLY	2.4
1	1	123	TYR	2.4
2	2	121	THR	2.4
6	B	565	GLY	2.4
1	1	104	ALA	2.4
8	D	41	GLN	2.4
16	L	101	MET	2.4
10	F	74	SER	2.4
1	1	75	ALA	2.4
2	2	202	ALA	2.4
4	4	136	GLY	2.4
5	A	582	ASP	2.4
5	A	232	PHE	2.4
6	B	73	ASN	2.4
6	B	473	GLY	2.4
2	2	104	TRP	2.4
11	G	59	LYS	2.4
13	I	5	PRO	2.4
1	1	163	VAL	2.4
2	2	157	LYS	2.4
11	G	53	GLU	2.4
5	A	249	ILE	2.4
5	A	724	ALA	2.4
6	B	689	ASN	2.4
3	3	43	GLU	2.3
1	1	79	GLY	2.3
4	4	77	ALA	2.3
5	A	424	PRO	2.3

Continued on next page...

Continued from previous page...

Mol	Chain	Res	Type	RSRZ
15	K	78	LEU	2.3
2	2	76	THR	2.3
6	B	479	SER	2.3
5	A	266	ALA	2.3
6	B	492	ILE	2.3
3	3	96	GLY	2.3
8	D	22	PRO	2.3
6	B	205	GLU	2.3
11	G	56	SER	2.3
12	H	12	GLU	2.3
5	A	335	LYS	2.3
2	2	92	THR	2.3
3	3	114	PHE	2.3
3	3	142	TYR	2.3
8	D	151	LYS	2.3
5	A	122	VAL	2.3
10	F	112	LYS	2.3
5	A	31	PHE	2.3
6	B	534	LEU	2.3
8	D	136	SER	2.3
4	4	39	TRP	2.2
2	2	53	ARG	2.2
3	3	112	THR	2.2
2	2	125	PHE	2.2
6	B	16	PRO	2.2
6	B	250	ALA	2.2
5	A	287	LEU	2.2
6	B	320	LYS	2.2
9	E	73	ASN	2.2
16	L	77	THR	2.2
5	A	516	GLY	2.2
6	B	118	SER	2.2
1	1	46	HIS	2.2
16	L	144	PHE	2.2
8	D	152	GLN	2.2
16	L	140	THR	2.2
4	4	125	SER	2.2
3	3	159	PRO	2.2
6	B	690	LEU	2.2
5	A	391	THR	2.2
11	G	76	SER	2.2
2	2	64	ILE	2.2

Continued on next page...

Continued from previous page...

Mol	Chain	Res	Type	RSRZ
5	A	693	LEU	2.2
6	B	346	SER	2.2
6	B	723	ALA	2.2
14	J	36	ALA	2.2
3	3	54	LEU	2.2
3	3	108	ALA	2.2
1	1	95	PRO	2.2
4	4	78	ALA	2.1
5	A	428	TYR	2.1
1	1	172	GLY	2.1
5	A	195	TRP	2.1
6	B	131	THR	2.1
7	C	10	THR	2.1
8	D	134	MET	2.1
10	F	109	ARG	2.1
1	1	52	LEU	2.1
6	B	217	PRO	2.1
5	A	61	ALA	2.1
16	L	39	ASN	2.1
10	F	106	ILE	2.1
8	D	142	SER	2.1
15	K	62	ALA	2.1
16	L	80	ALA	2.1
4	4	132	GLY	2.1
11	G	98	PHE	2.1
14	J	4	PHE	2.1
1	1	43	GLU	2.1
5	A	30	SER	2.1
5	A	278	ALA	2.1
10	F	137	PRO	2.1
1	1	115	GLU	2.1
6	B	69	ALA	2.1
2	2	54	TRP	2.1
1	1	96	THR	2.1
2	2	50	VAL	2.1
9	E	28	ILE	2.1
6	B	622	ASP	2.1
12	H	43	PHE	2.1
6	B	271	THR	2.1
12	H	71	ASN	2.1
3	3	110	SER	2.1
2	2	66	GLU	2.0

Continued on next page...

Continued from previous page...

Mol	Chain	Res	Type	RSRZ
5	A	589	THR	2.0
5	A	746	THR	2.0
9	E	80	ASN	2.0
12	H	28	ALA	2.0
3	3	120	LEU	2.0
17	N	74	LYS	2.0
5	A	737	HIS	2.0
6	B	208	ARG	2.0
6	B	211	ASN	2.0
9	E	92	ALA	2.0
1	1	176	ASN	2.0
15	K	53	ALA	2.0
6	B	511	THR	2.0
5	A	559	GLY	2.0
7	C	50	GLY	2.0
9	E	30	PRO	2.0

6.2 Non-standard residues in protein, DNA, RNA chains [i](#)

There are no non-standard protein/DNA/RNA residues in this entry.

6.3 Carbohydrates [i](#)

In the following table, the Atoms column lists the number of modelled atoms in the group and the number defined in the chemical component dictionary. The B-factors column lists the minimum, median, 95th percentile and maximum values of B factors of atoms in the group. The column labelled 'Q< 0.9' lists the number of atoms with occupancy less than 0.9.

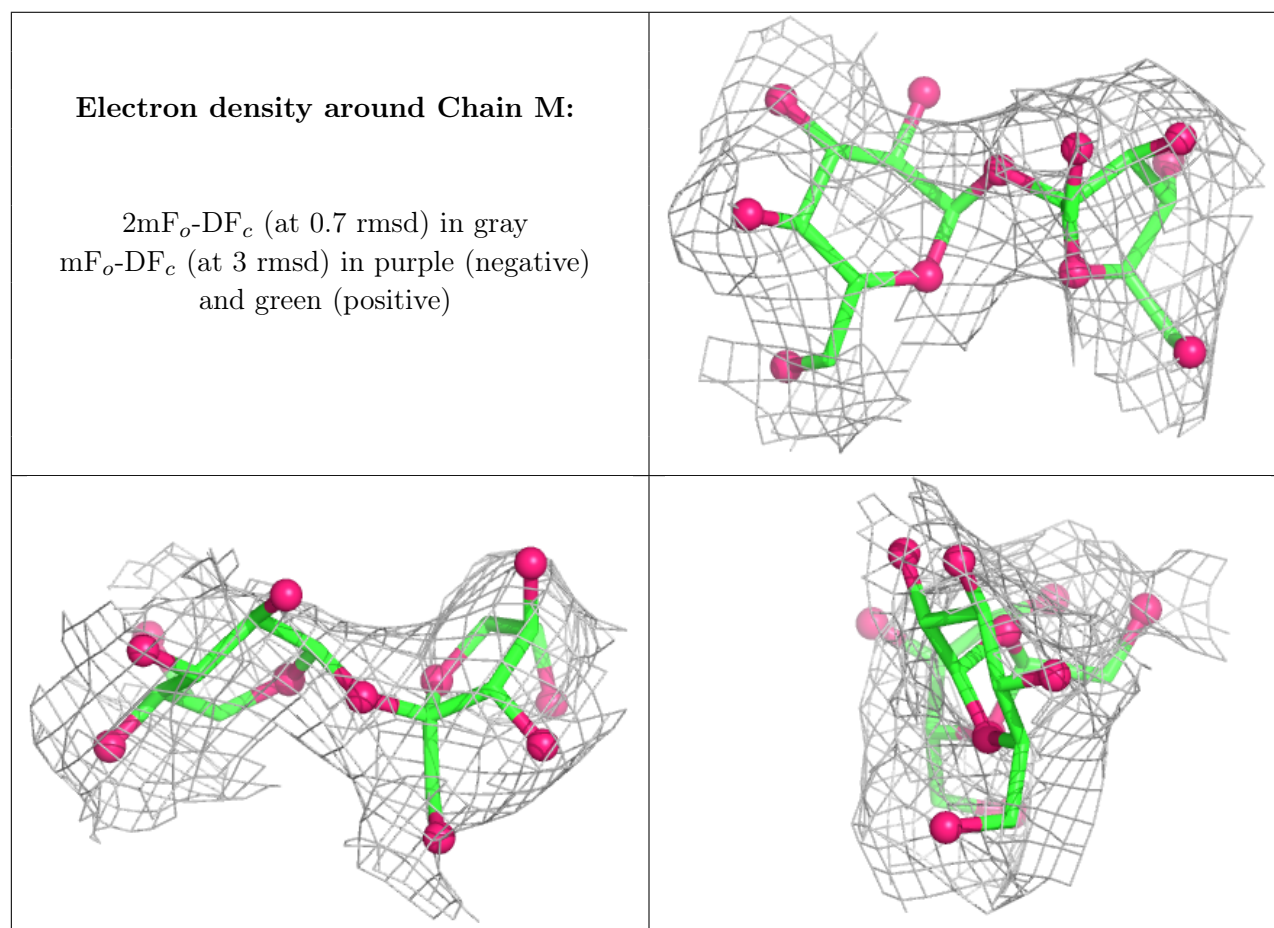
Mol	Type	Chain	Res	Atoms	RSCC	RSR	B-factors(Å ²)	Q<0.9
19	GLC	X	1	10/12	0.65	0.43	6,52,60,60	0
19	GLC	M	1	11/12	0.66	0.33	2,44,60,60	0
19	FRU	X	2	12/12	0.67	0.49	11,32,60,60	0
19	FRU	U	2	12/12	0.68	0.29	2,34,60,60	0
19	GLC	W	1	11/12	0.69	0.35	9,40,60,60	0
19	FRU	W	2	12/12	0.69	0.33	17,37,60,60	0
19	GLC	S	1	11/12	0.71	0.39	2,19,60,60	0
19	GLC	U	1	11/12	0.74	0.31	2,60,60,60	0
19	GLC	Z	1	11/12	0.74	0.28	4,31,60,60	0
19	GLC	V	1	11/12	0.76	0.22	2,57,60,60	0
19	FRU	O	2	12/12	0.76	0.43	2,28,60,60	0
19	FRU	Z	2	12/12	0.76	0.25	3,43,60,60	0

Continued on next page...

Continued from previous page...

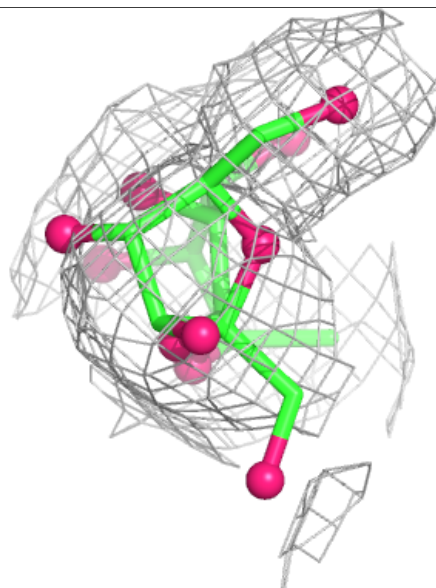
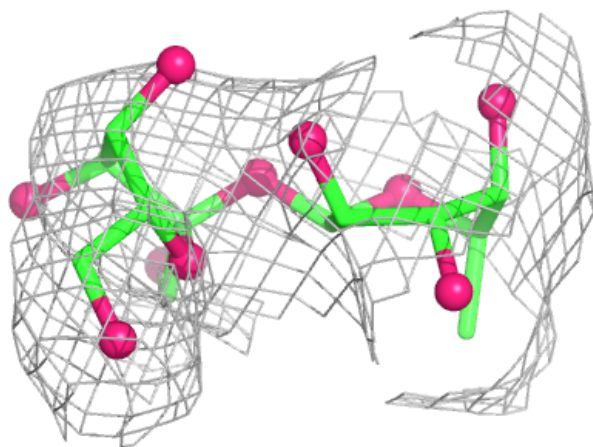
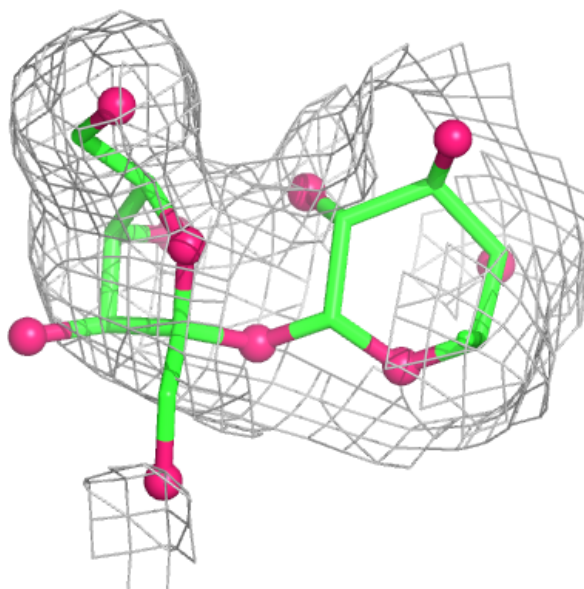
Mol	Type	Chain	Res	Atoms	RSCC	RSR	B-factors(\AA^2)	Q<0.9
19	GLC	a	1	11/12	0.76	0.21	2,23,50,54	0
19	FRU	S	2	12/12	0.79	0.21	2,32,60,60	0
19	GLC	T	1	11/12	0.79	0.22	13,47,60,60	0
19	FRU	a	2	12/12	0.80	0.21	6,32,60,60	0
19	GLC	Y	1	11/12	0.81	0.28	2,34,60,60	0
19	FRU	Q	2	12/12	0.82	0.32	2,28,60,60	0
19	GLC	Q	1	11/12	0.83	0.23	2,27,60,60	0
19	FRU	Y	2	12/12	0.83	0.28	2,30,60,60	0
19	FRU	V	2	12/12	0.83	0.25	2,33,60,60	0
19	FRU	M	2	12/12	0.84	0.39	9,35,60,60	0
19	GLC	P	1	11/12	0.85	0.24	2,13,57,60	0
19	FRU	T	2	12/12	0.85	0.24	6,39,60,60	0
19	FRU	P	2	12/12	0.85	0.20	2,36,60,60	0
19	GLC	O	1	10/12	0.85	0.16	4,38,60,60	0

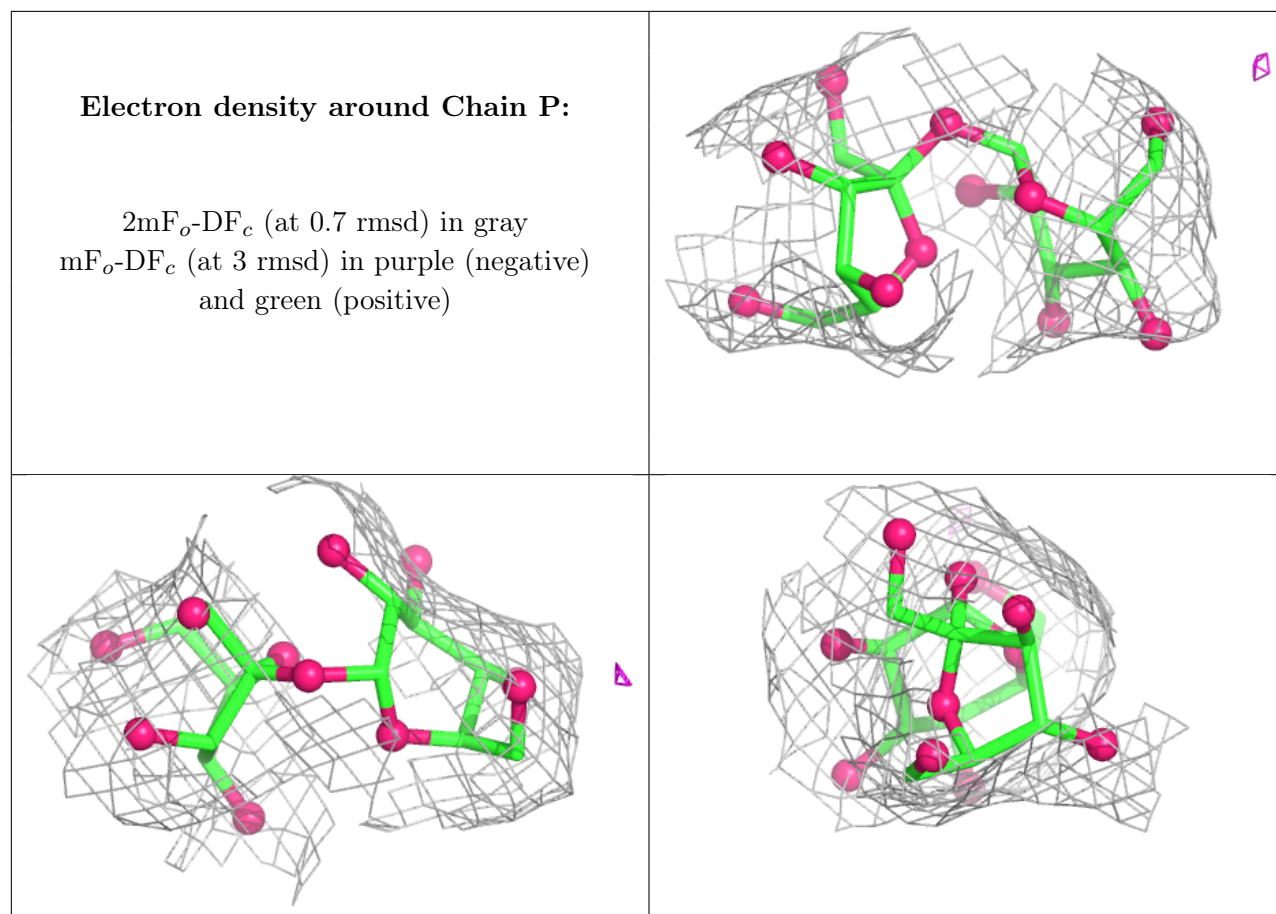
The following is a graphical depiction of the model fit to experimental electron density for oligosaccharide. Each fit is shown from different orientation to approximate a three-dimensional view.



Electron density around Chain O:

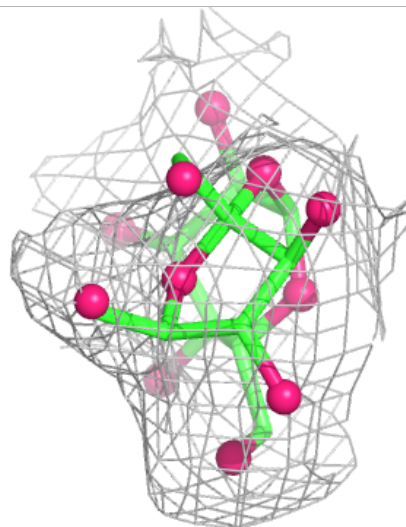
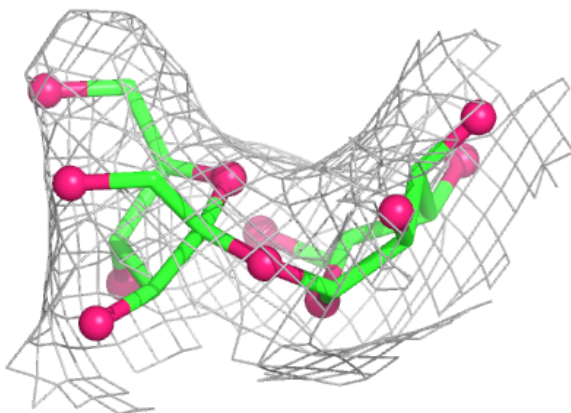
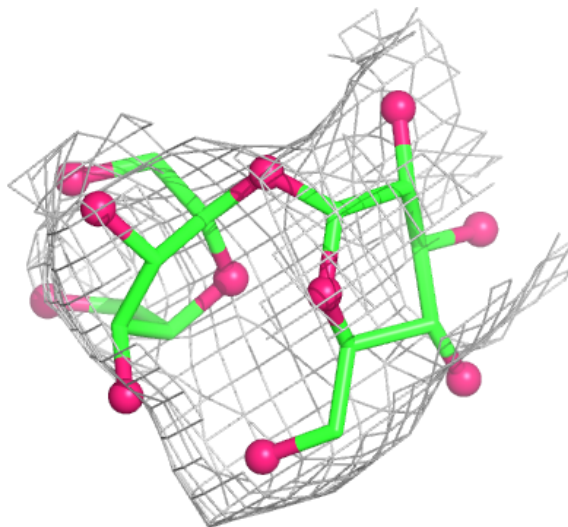
$2mF_o-DF_c$ (at 0.7 rmsd) in gray
 mF_o-DF_c (at 3 rmsd) in purple (negative)
and green (positive)





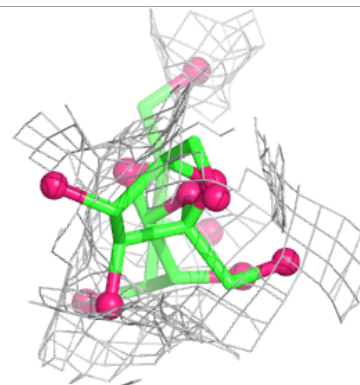
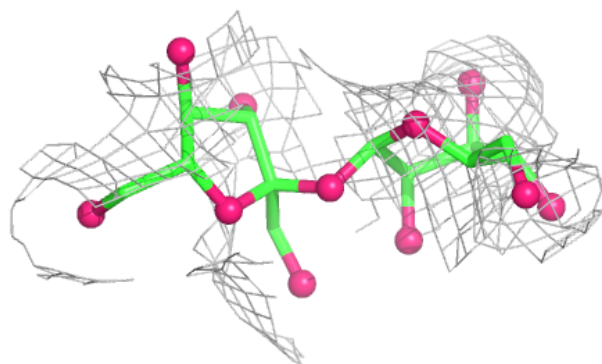
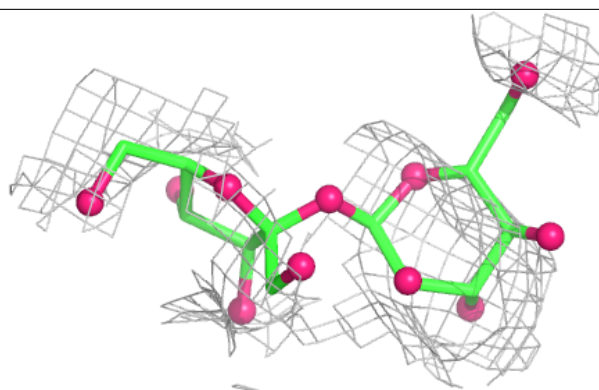
Electron density around Chain Q:

$2mF_o-DF_c$ (at 0.7 rmsd) in gray
 mF_o-DF_c (at 3 rmsd) in purple (negative)
and green (positive)

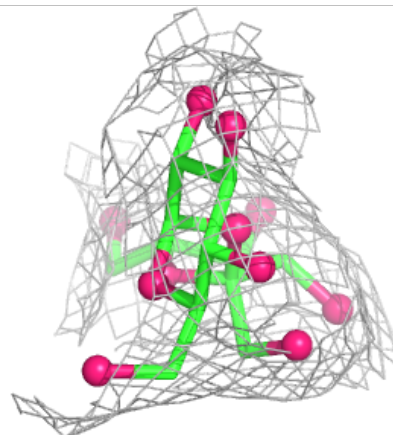
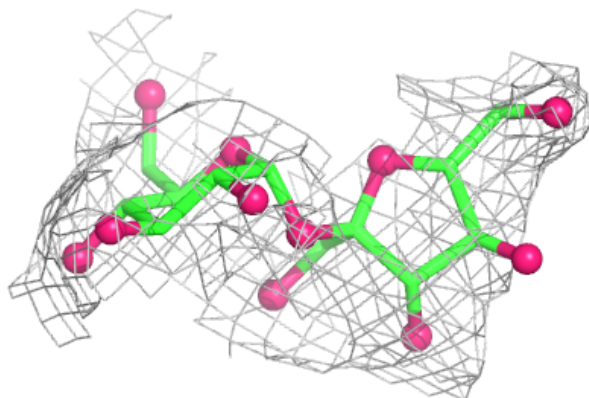
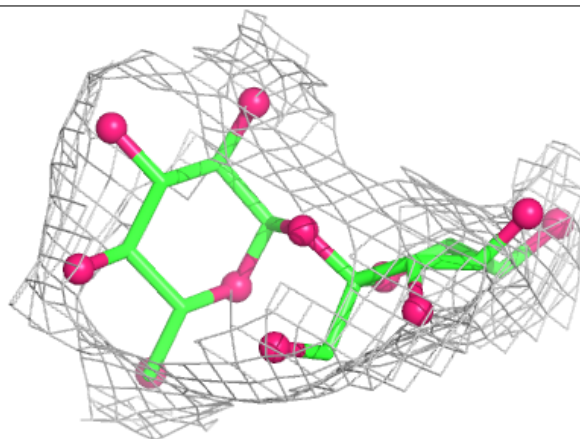


Electron density around Chain S:

$2mF_o-DF_c$ (at 0.7 rmsd) in gray
 mF_o-DF_c (at 3 rmsd) in purple (negative)
and green (positive)

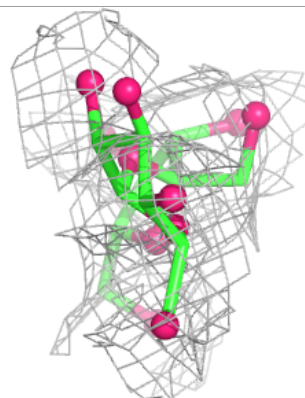
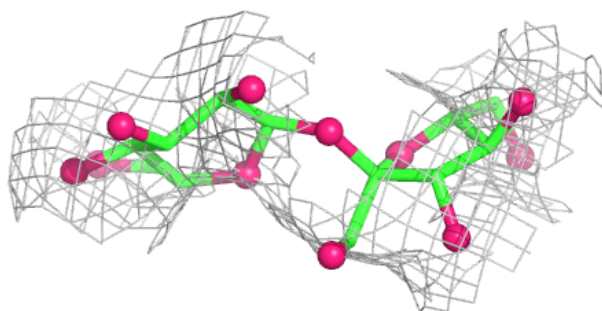
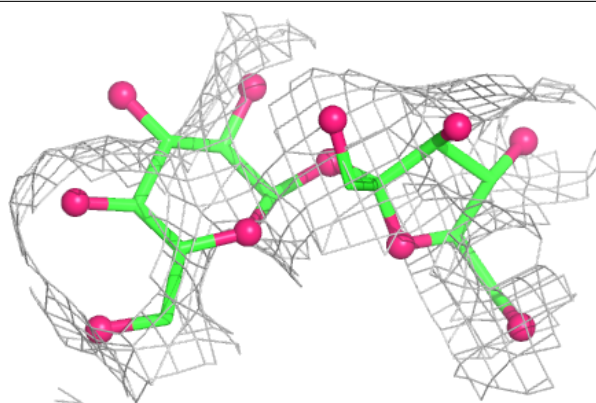
**Electron density around Chain T:**

$2mF_o-DF_c$ (at 0.7 rmsd) in gray
 mF_o-DF_c (at 3 rmsd) in purple (negative)
and green (positive)

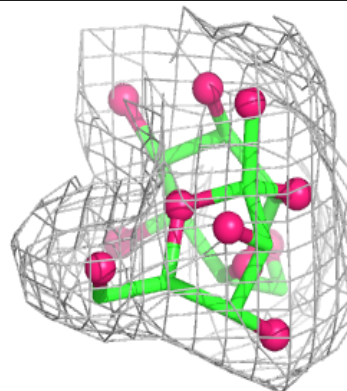
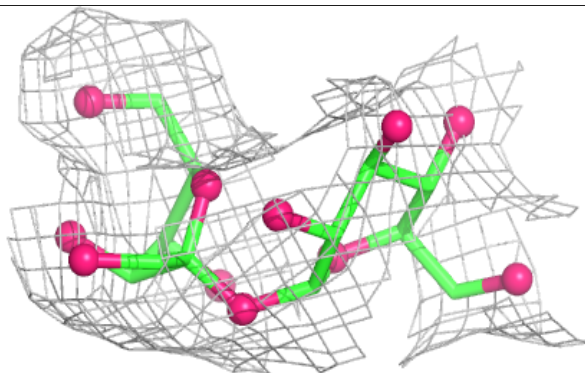
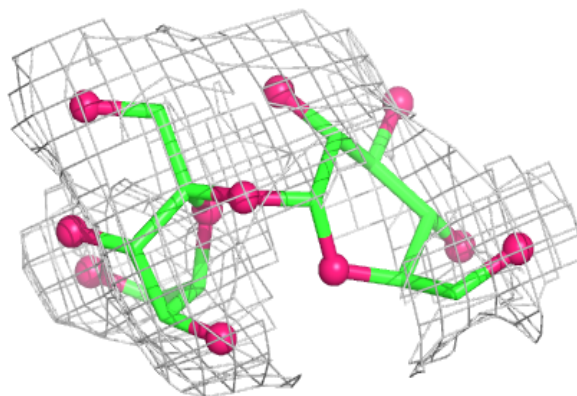


Electron density around Chain U:

$2mF_o-DF_c$ (at 0.7 rmsd) in gray
 mF_o-DF_c (at 3 rmsd) in purple (negative)
and green (positive)

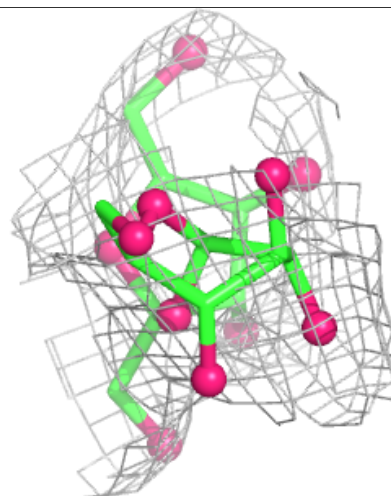
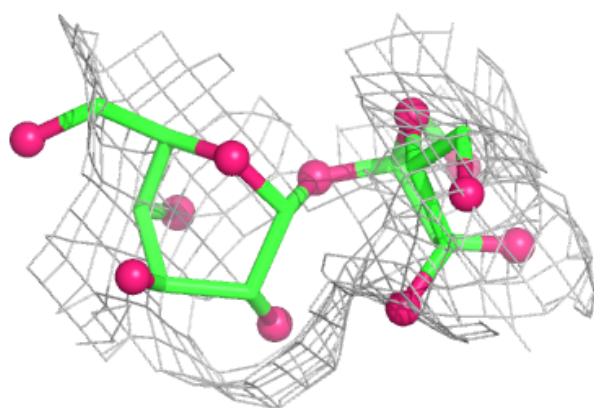
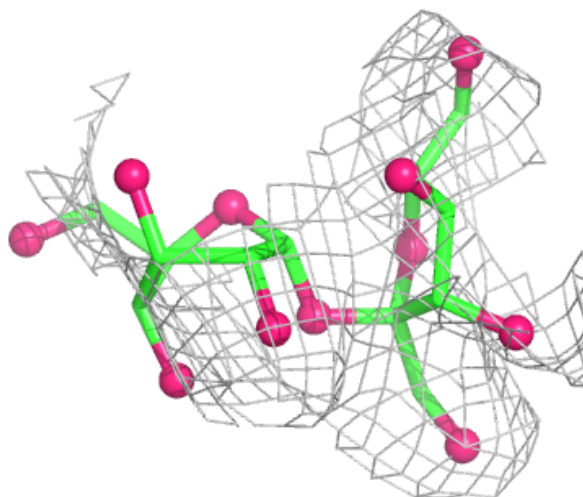
**Electron density around Chain V:**

$2mF_o-DF_c$ (at 0.7 rmsd) in gray
 mF_o-DF_c (at 3 rmsd) in purple (negative)
and green (positive)



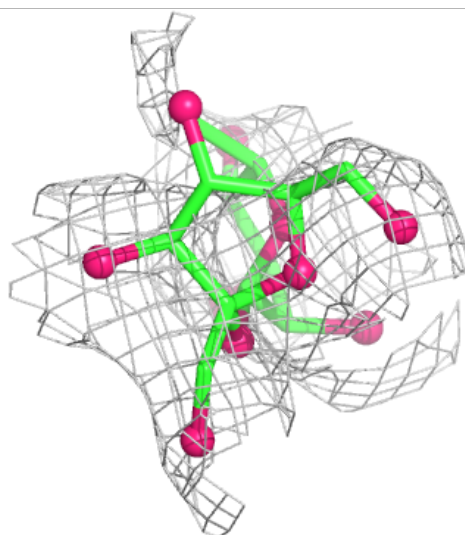
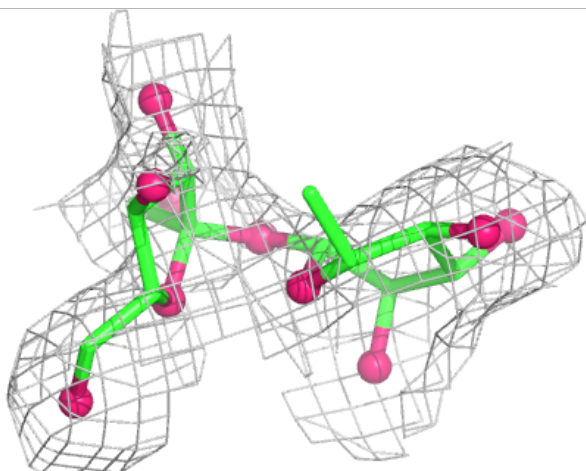
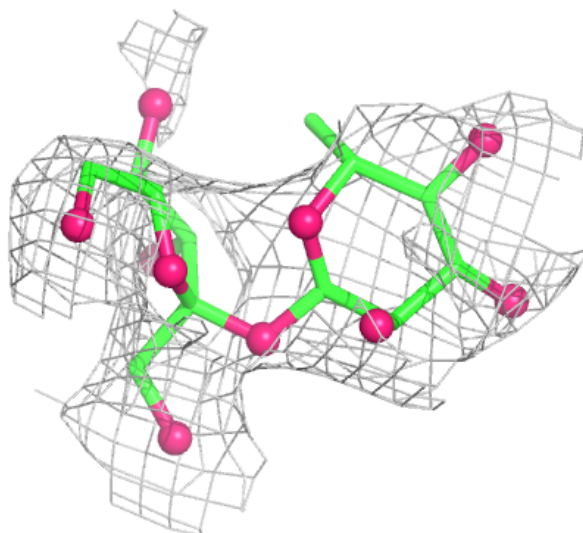
Electron density around Chain W:

$2mF_o-DF_c$ (at 0.7 rmsd) in gray
 mF_o-DF_c (at 3 rmsd) in purple (negative)
and green (positive)



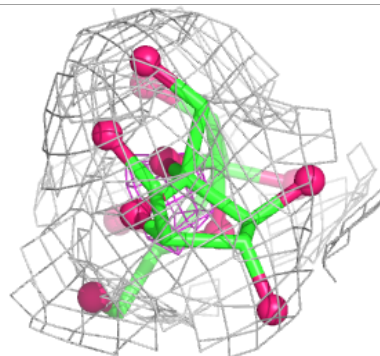
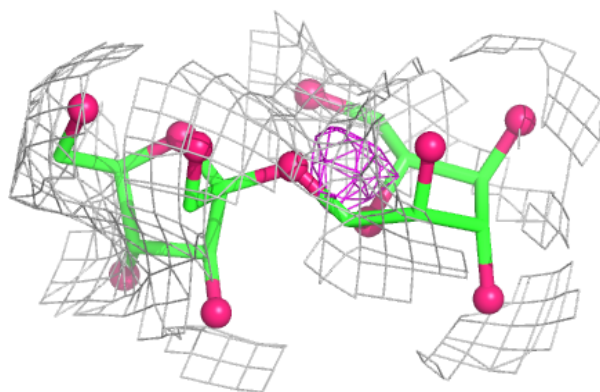
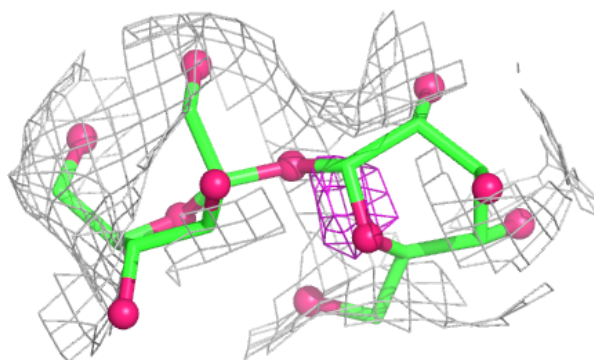
Electron density around Chain X:

$2mF_o-DF_c$ (at 0.7 rmsd) in gray
 mF_o-DF_c (at 3 rmsd) in purple (negative)
and green (positive)

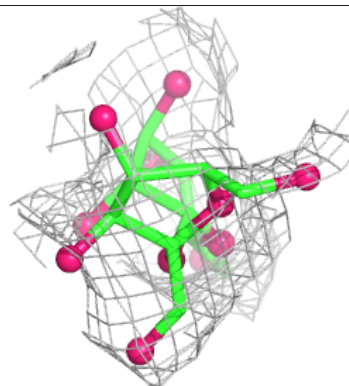
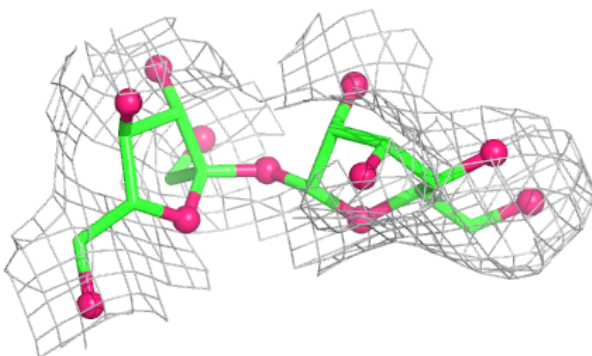
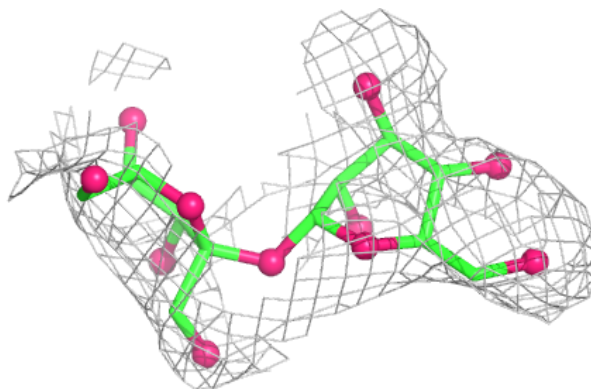


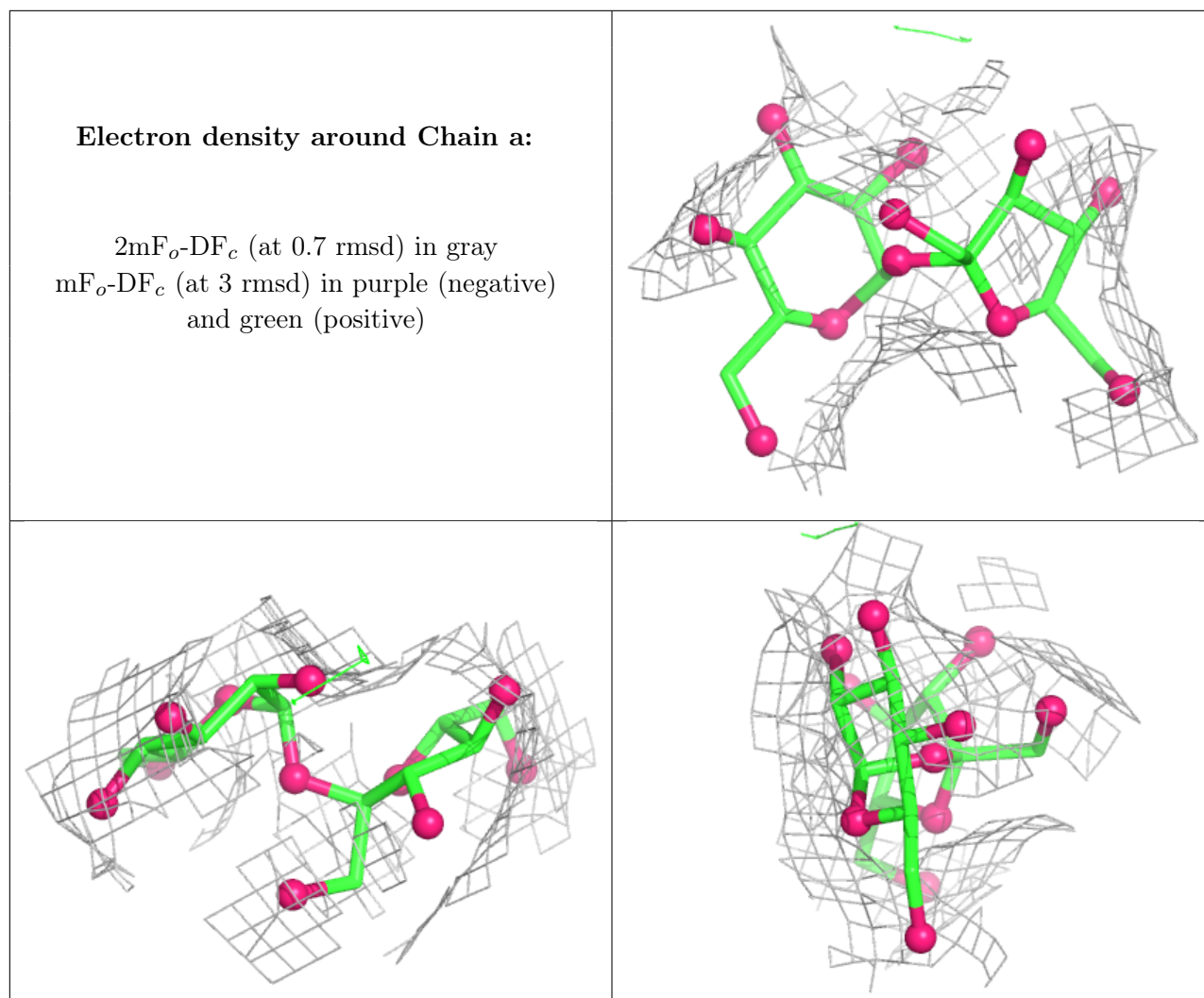
Electron density around Chain Y:

$2mF_o-DF_c$ (at 0.7 rmsd) in gray
 mF_o-DF_c (at 3 rmsd) in purple (negative)
and green (positive)

**Electron density around Chain Z:**

$2mF_o-DF_c$ (at 0.7 rmsd) in gray
 mF_o-DF_c (at 3 rmsd) in purple (negative)
and green (positive)





6.4 Ligands [i](#)

In the following table, the Atoms column lists the number of modelled atoms in the group and the number defined in the chemical component dictionary. The B-factors column lists the minimum, median, 95th percentile and maximum values of B factors of atoms in the group. The column labelled 'Q< 0.9' lists the number of atoms with occupancy less than 0.9.

Mol	Type	Chain	Res	Atoms	RSCC	RSR	B-factors(Å ²)	Q<0.9
21	LMU	A	852	35/35	0.54	0.49	2,39,60,60	0
20	CLA	H	102	55/65	0.56	0.39	2,49,60,60	0
21	LMU	A	853	35/35	0.57	0.37	2,45,60,60	0
21	LMU	4	320	35/35	0.58	0.27	2,43,60,60	0
21	LMU	B	804	35/35	0.58	0.32	2,34,60,60	0
21	LMU	G	103	35/35	0.58	0.30	2,51,60,60	0
20	CLA	1	211	51/65	0.59	0.52	2,42,60,60	0
21	LMU	2	321	35/35	0.60	0.39	2,40,60,60	0
22	BCR	2	318	40/40	0.60	0.40	2,32,60,60	0

Continued on next page...

Continued from previous page...

Mol	Type	Chain	Res	Atoms	RSCC	RSR	B-factors(Å ²)	Q<0.9
20	CLA	4	317	52/65	0.61	0.42	2,34,60,60	0
20	CLA	3	314	50/65	0.62	0.41	2,56,60,60	0
21	LMU	L	205	35/35	0.62	0.22	2,31,60,60	0
20	CLA	B	835	45/65	0.62	0.36	12,37,60,60	0
20	CLA	1	215	51/65	0.63	0.40	2,51,60,60	0
21	LMU	H	103	35/35	0.63	0.33	2,15,60,60	0
21	LMU	2	322	35/35	0.63	0.33	2,40,60,60	0
20	CLA	A	802	25/65	0.63	0.53	2,42,60,60	0
22	BCR	A	843	40/40	0.63	0.45	2,45,60,60	0
20	CLA	L	204	55/65	0.64	0.45	2,44,60,60	0
20	CLA	B	817	46/65	0.64	0.43	2,28,60,60	0
20	CLA	3	305	25/65	0.64	0.34	17,42,60,60	0
20	CLA	4	303	65/65	0.64	0.36	2,32,60,60	0
20	CLA	K	103	50/65	0.65	0.32	2,60,60,60	0
21	LMU	A	848	35/35	0.65	0.29	2,45,60,60	0
20	CLA	3	311	65/65	0.66	0.41	2,46,60,60	0
20	CLA	3	318	36/65	0.66	0.40	2,51,60,60	0
20	CLA	H	112	55/65	0.67	0.34	2,33,60,60	0
20	CLA	B	836	51/65	0.67	0.37	2,45,60,60	0
20	CLA	A	840	55/65	0.67	0.36	2,44,60,60	0
21	LMU	H	106	35/35	0.68	0.29	2,41,60,60	0
20	CLA	F	206	41/65	0.68	0.33	2,41,60,60	0
21	LMU	R	104	35/35	0.68	0.23	2,36,60,60	0
20	CLA	H	101	55/65	0.68	0.47	2,47,60,60	0
20	CLA	4	308	25/65	0.68	0.30	2,29,60,60	0
22	BCR	I	103	40/40	0.68	0.40	2,38,60,60	0
20	CLA	4	304	55/65	0.69	0.36	4,39,60,60	0
20	CLA	4	307	25/65	0.69	0.35	2,39,60,60	0
21	LMU	A	846	35/35	0.69	0.25	2,26,60,60	0
21	LMU	K	106	35/35	0.69	0.24	2,38,60,60	0
20	CLA	1	201	46/65	0.69	0.25	2,56,60,60	0
21	LMU	1	217	35/35	0.69	0.23	2,44,60,60	0
21	LMU	2	313	35/35	0.69	0.27	2,21,60,60	0
20	CLA	3	309	25/65	0.69	0.27	2,47,60,60	0
22	BCR	G	104	40/40	0.69	0.48	2,33,60,60	0
21	LMU	E	101	35/35	0.69	0.28	2,30,60,60	0
21	LMU	B	805	35/35	0.70	0.29	2,37,60,60	0
20	CLA	G	105	51/65	0.70	0.42	2,44,60,60	0
21	LMU	R	105	35/35	0.70	0.27	2,35,60,60	0
20	CLA	3	310	65/65	0.70	0.33	2,26,60,60	0
20	CLA	3	302	25/65	0.70	0.41	15,54,60,60	0
21	LMU	A	854	35/35	0.70	0.27	2,32,60,60	0

Continued on next page...

Continued from previous page...

Mol	Type	Chain	Res	Atoms	RSCC	RSR	B-factors(Å ²)	Q<0.9
20	CLA	3	303	36/65	0.70	0.26	2,53,60,60	0
21	LMU	R	103	35/35	0.71	0.38	2,35,60,60	0
20	CLA	3	313	25/65	0.71	0.43	2,30,60,60	0
20	CLA	R	108	65/65	0.71	0.34	2,35,60,60	0
20	CLA	2	312	61/65	0.71	0.25	2,34,60,60	0
20	CLA	K	101	46/65	0.71	0.25	2,51,60,60	0
21	LMU	K	107	35/35	0.71	0.26	2,38,60,60	0
20	CLA	A	841	25/65	0.71	0.30	2,43,60,60	0
20	CLA	L	202	55/65	0.72	0.44	2,46,60,60	0
21	LMU	R	106	35/35	0.72	0.23	2,27,60,60	0
20	CLA	B	816	60/65	0.72	0.34	2,40,60,60	0
21	LMU	R	101	35/35	0.72	0.32	2,45,60,60	0
22	BCR	B	845	40/40	0.72	0.38	2,21,60,60	0
21	LMU	3	319	35/35	0.72	0.31	2,44,60,60	0
20	CLA	R	107	57/65	0.72	0.30	2,38,60,60	0
22	BCR	L	211	40/40	0.72	0.47	2,18,60,60	0
21	LMU	G	102	35/35	0.73	0.26	2,33,60,60	0
20	CLA	A	833	45/65	0.73	0.27	2,37,60,60	0
20	CLA	2	301	25/65	0.73	0.47	2,48,60,60	0
20	CLA	2	304	25/65	0.73	0.45	2,27,60,60	0
20	CLA	1	207	51/65	0.73	0.31	2,36,60,60	0
22	BCR	A	844	40/40	0.73	0.39	2,34,60,60	0
20	CLA	1	208	25/65	0.73	0.27	2,31,60,60	0
20	CLA	1	205	36/65	0.73	0.29	2,52,60,60	0
20	CLA	A	801	46/65	0.73	0.35	2,43,60,60	0
20	CLA	1	206	61/65	0.73	0.29	2,35,60,60	0
20	CLA	2	305	50/65	0.74	0.30	2,48,60,60	0
20	CLA	A	820	51/65	0.74	0.30	2,44,60,60	0
20	CLA	4	301	55/65	0.74	0.35	2,33,60,60	0
21	LMU	C	101	35/35	0.74	0.38	2,35,60,60	0
20	CLA	1	203	47/65	0.75	0.27	2,17,60,60	0
20	CLA	K	102	50/65	0.75	0.32	2,28,60,60	0
21	LMU	2	320	35/35	0.75	0.25	2,29,60,60	0
20	CLA	2	311	50/65	0.75	0.31	2,25,60,60	0
21	LMU	K	105	35/35	0.75	0.26	2,37,60,60	0
20	CLA	3	317	25/65	0.75	0.27	2,42,60,60	0
20	CLA	4	305	50/65	0.75	0.41	2,21,60,60	0
20	CLA	A	811	65/65	0.75	0.40	2,15,60,60	0
21	LMU	L	206	35/35	0.75	0.24	2,23,60,60	0
21	LMU	L	212	35/35	0.75	0.30	2,22,60,60	0
20	CLA	3	307	42/65	0.75	0.26	2,53,60,60	0
20	CLA	4	318	47/65	0.76	0.28	2,37,60,60	0

Continued on next page...

Continued from previous page...

Mol	Type	Chain	Res	Atoms	RSCC	RSR	B-factors(Å ²)	Q<0.9
20	CLA	3	316	25/65	0.76	0.48	2,47,60,60	0
20	CLA	2	302	51/65	0.76	0.23	2,33,60,60	0
20	CLA	3	306	25/65	0.76	0.28	2,56,60,60	0
20	CLA	2	307	65/65	0.76	0.25	2,24,60,60	0
20	CLA	4	314	25/65	0.76	0.30	2,35,60,60	0
21	LMU	4	316	35/35	0.76	0.38	2,37,60,60	0
20	CLA	4	315	46/65	0.76	0.31	2,45,60,60	0
20	CLA	1	213	51/65	0.76	0.40	2,39,60,60	0
21	LMU	A	847	35/35	0.76	0.26	2,27,60,60	0
20	CLA	J	101	48/65	0.77	0.28	2,34,60,60	0
20	CLA	3	301	36/65	0.77	0.28	2,34,60,60	0
20	CLA	1	210	36/65	0.77	0.31	2,35,60,60	0
20	CLA	2	310	50/65	0.77	0.32	2,18,60,60	0
20	CLA	K	104	56/65	0.77	0.31	2,36,60,60	0
21	LMU	H	104	35/35	0.77	0.23	2,16,60,60	0
21	LMU	R	102	35/35	0.77	0.22	2,38,60,60	0
21	LMU	4	321	35/35	0.77	0.27	2,21,55,60	0
20	CLA	2	315	50/65	0.77	0.40	2,33,60,60	0
25	LMG	B	848	49/55	0.77	0.35	2,20,60,60	0
20	CLA	J	103	61/65	0.78	0.24	2,19,60,60	0
20	CLA	4	302	36/65	0.78	0.35	2,26,60,60	0
20	CLA	2	306	25/65	0.78	0.22	2,57,60,60	0
20	CLA	B	815	60/65	0.78	0.35	2,19,60,60	0
20	CLA	A	821	42/65	0.78	0.29	2,46,60,60	0
20	CLA	A	823	58/65	0.78	0.36	2,18,60,60	0
20	CLA	B	822	46/65	0.78	0.34	2,34,60,60	0
22	BCR	J	102	40/40	0.78	0.35	2,31,60,60	0
20	CLA	L	208	50/65	0.78	0.31	2,27,60,60	0
20	CLA	4	309	25/65	0.78	0.39	2,40,60,60	0
21	LMU	F	202	34/35	0.79	0.22	2,23,60,60	0
20	CLA	A	817	52/65	0.79	0.36	2,33,60,60	0
20	CLA	B	813	55/65	0.79	0.29	2,28,60,60	0
21	LMU	3	320	35/35	0.79	0.20	2,28,59,60	0
20	CLA	3	308	25/65	0.79	0.26	2,37,60,60	0
20	CLA	2	316	25/65	0.79	0.28	2,36,60,60	0
20	CLA	A	810	45/65	0.79	0.33	2,38,60,60	0
20	CLA	3	315	65/65	0.79	0.29	2,33,60,60	0
20	CLA	A	814	25/65	0.79	0.29	2,31,60,60	0
21	LMU	4	319	34/35	0.80	0.24	2,22,60,60	0
21	LMU	2	319	35/35	0.80	0.20	2,25,60,60	0
20	CLA	A	805	54/65	0.80	0.29	2,10,60,60	0
20	CLA	A	834	46/65	0.80	0.39	2,20,60,60	0

Continued on next page...

Continued from previous page...

Mol	Type	Chain	Res	Atoms	RSCC	RSR	B-factors(Å ²)	Q<0.9
20	CLA	A	839	59/65	0.80	0.29	2,30,60,60	0
20	CLA	1	212	25/65	0.80	0.26	2,42,60,60	0
20	CLA	1	204	46/65	0.80	0.28	2,35,60,60	0
20	CLA	4	310	50/65	0.80	0.24	2,20,60,60	0
26	UNL	H	109	23/-	0.80	0.22	2,31,60,60	0
21	LMU	D	201	35/35	0.81	0.22	2,12,50,57	0
20	CLA	1	214	25/65	0.81	0.29	5,42,60,60	0
20	CLA	A	819	58/65	0.81	0.35	2,20,60,60	0
20	CLA	A	825	65/65	0.81	0.32	2,16,60,60	0
21	LMU	1	218	35/35	0.81	0.20	2,46,60,60	0
20	CLA	L	201	60/65	0.81	0.29	2,18,60,60	0
20	CLA	B	842	36/65	0.81	0.30	2,52,60,60	0
20	CLA	2	309	25/65	0.81	0.42	2,34,60,60	0
21	LMU	B	849	25/35	0.81	0.21	2,36,60,60	0
20	CLA	B	820	61/65	0.81	0.30	2,16,60,60	0
20	CLA	A	812	54/65	0.82	0.25	2,28,60,60	0
21	LMU	R	109	35/35	0.82	0.24	2,21,60,60	0
20	CLA	A	807	46/65	0.82	0.29	2,20,60,60	0
20	CLA	A	815	50/65	0.82	0.27	2,21,60,60	0
20	CLA	A	824	59/65	0.82	0.29	2,25,60,60	0
22	BCR	A	845	40/40	0.82	0.34	2,5,44,60	0
20	CLA	H	111	58/65	0.82	0.32	2,15,60,60	0
22	BCR	B	846	40/40	0.82	0.33	2,11,60,60	0
22	BCR	B	847	40/40	0.82	0.33	2,10,60,60	0
20	CLA	B	827	65/65	0.82	0.32	2,15,60,60	0
20	CLA	B	812	54/65	0.82	0.25	2,17,60,60	0
20	CLA	L	210	50/65	0.82	0.26	2,18,60,60	0
20	CLA	3	304	25/65	0.82	0.19	2,28,60,60	0
21	LMU	A	855	35/35	0.82	0.22	2,29,60,60	0
20	CLA	2	303	58/65	0.82	0.23	2,22,60,60	0
20	CLA	B	806	65/65	0.83	0.28	2,11,60,60	0
21	LMU	G	101	35/35	0.83	0.25	2,34,60,60	0
20	CLA	A	816	54/65	0.83	0.28	2,31,60,60	0
20	CLA	4	306	52/65	0.83	0.25	2,26,60,60	0
21	LMU	1	216	35/35	0.83	0.25	2,11,50,60	0
20	CLA	B	834	45/65	0.83	0.28	2,16,60,60	0
22	BCR	I	101	39/40	0.83	0.31	2,8,60,60	0
20	CLA	A	804	55/65	0.83	0.32	2,11,60,60	0
20	CLA	2	317	65/65	0.83	0.26	2,15,60,60	0
20	CLA	L	203	65/65	0.83	0.31	2,22,60,60	0
20	CLA	B	837	60/65	0.83	0.32	2,2,60,60	0
20	CLA	A	829	50/65	0.83	0.30	2,32,60,60	0

Continued on next page...

Continued from previous page...

Mol	Type	Chain	Res	Atoms	RSCC	RSR	B-factors(Å ²)	Q<0.9
20	CLA	L	209	47/65	0.84	0.26	2,13,45,60	0
20	CLA	I	102	60/65	0.84	0.29	2,18,60,60	0
20	CLA	A	813	50/65	0.84	0.27	2,29,60,60	0
22	BCR	B	844	40/40	0.84	0.30	2,5,60,60	0
20	CLA	A	835	65/65	0.84	0.29	2,6,60,60	0
20	CLA	A	818	60/65	0.84	0.33	2,11,52,60	0
20	CLA	4	311	25/65	0.84	0.26	2,15,60,60	0
20	CLA	A	806	56/65	0.84	0.30	2,2,54,60	0
20	CLA	F	207	53/65	0.84	0.28	2,22,60,60	0
20	CLA	B	821	50/65	0.84	0.30	2,37,60,60	0
20	CLA	A	832	50/65	0.84	0.26	2,18,56,60	0
20	CLA	B	823	55/65	0.84	0.28	2,30,60,60	0
23	PQN	A	842	33/33	0.84	0.32	2,4,59,60	0
20	CLA	B	807	45/65	0.84	0.27	2,14,56,60	0
20	CLA	1	209	25/65	0.84	0.31	11,37,60,60	0
20	CLA	B	803	65/65	0.85	0.31	2,14,56,60	0
20	CLA	A	838	65/65	0.85	0.31	2,8,60,60	0
21	LMU	H	105	35/35	0.85	0.20	2,31,60,60	0
20	CLA	B	818	53/65	0.85	0.28	2,14,60,60	0
20	CLA	B	824	65/65	0.85	0.26	2,17,60,60	0
20	CLA	B	840	65/65	0.85	0.30	2,11,60,60	0
20	CLA	B	825	54/65	0.85	0.31	2,15,60,60	0
20	CLA	B	826	58/65	0.85	0.31	2,13,60,60	0
20	CLA	A	828	65/65	0.85	0.29	2,12,60,60	0
20	CLA	B	832	59/65	0.85	0.28	2,6,60,60	0
20	CLA	B	833	50/65	0.85	0.29	2,11,53,60	0
20	CLA	B	841	65/65	0.86	0.32	2,2,55,60	0
20	CLA	4	313	36/65	0.86	0.24	2,21,60,60	0
20	CLA	F	201	50/65	0.86	0.23	2,7,51,60	0
20	CLA	A	803	46/65	0.86	0.30	2,14,49,60	0
20	CLA	A	851	65/65	0.86	0.28	2,2,60,60	0
20	CLA	A	837	51/65	0.86	0.28	2,12,60,60	0
20	CLA	1	202	41/65	0.86	0.22	2,41,60,60	0
23	PQN	B	843	33/33	0.86	0.28	2,2,46,51	0
20	CLA	A	827	55/65	0.86	0.30	2,12,60,60	0
20	CLA	B	811	25/65	0.86	0.28	2,2,60,60	0
20	CLA	2	308	25/65	0.87	0.19	2,12,60,60	0
20	CLA	B	829	65/65	0.87	0.26	2,11,46,60	0
20	CLA	F	205	36/65	0.88	0.24	2,17,60,60	0
20	CLA	4	312	25/65	0.88	0.19	2,2,26,32	0
20	CLA	B	838	65/65	0.88	0.24	2,7,60,60	0
20	CLA	A	830	65/65	0.88	0.25	2,9,59,60	0

Continued on next page...

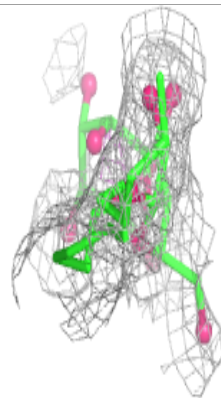
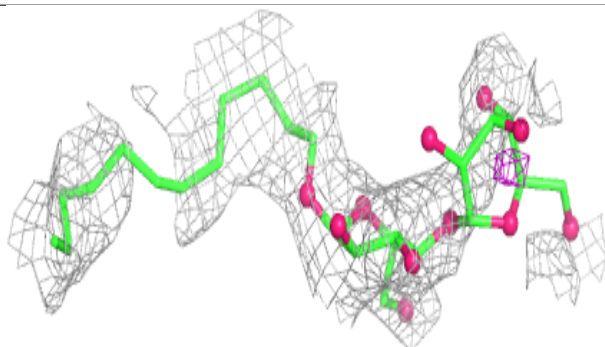
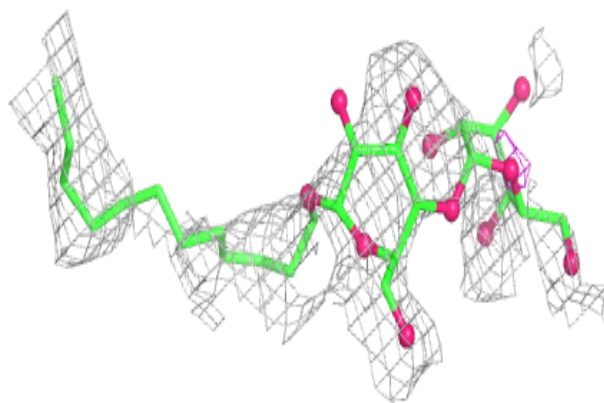
Continued from previous page...

Mol	Type	Chain	Res	Atoms	RSCC	RSR	B-factors(\AA^2)	Q<0.9
20	CLA	A	831	65/65	0.88	0.25	2,14,60,60	0
20	CLA	A	826	65/65	0.88	0.29	2,2,50,60	0
20	CLA	B	850	65/65	0.88	0.28	2,2,55,60	0
20	CLA	A	850	65/65	0.88	0.27	2,4,48,60	0
22	BCR	F	203	40/40	0.88	0.28	2,2,60,60	0
20	CLA	A	836	47/65	0.89	0.23	2,8,50,60	0
20	CLA	B	839	47/65	0.89	0.25	2,5,55,60	0
20	CLA	B	808	61/65	0.89	0.27	2,9,48,60	0
20	CLA	B	810	60/65	0.89	0.27	2,2,60,60	0
22	BCR	F	204	40/40	0.89	0.22	2,6,60,60	0
20	CLA	B	831	50/65	0.89	0.26	2,12,60,60	0
20	CLA	A	822	50/65	0.89	0.23	2,7,60,60	0
20	CLA	B	828	65/65	0.90	0.26	2,10,56,60	0
20	CLA	B	809	65/65	0.90	0.26	2,2,53,60	0
20	CLA	B	830	65/65	0.90	0.24	2,6,53,60	0
20	CLA	B	814	65/65	0.90	0.26	2,13,60,60	0
20	CLA	A	849	65/65	0.90	0.27	2,2,48,60	0
20	CLA	B	819	41/65	0.90	0.27	2,5,40,60	0
20	CLA	A	809	52/65	0.91	0.24	2,10,60,60	0
20	CLA	A	808	60/65	0.91	0.29	2,10,60,60	0
22	BCR	B	801	40/40	0.91	0.23	2,4,50,60	0
20	CLA	B	802	54/65	0.92	0.27	2,6,45,60	0
24	SF4	C	103	8/8	0.96	0.08	12,19,20,24	0
24	SF4	C	102	8/8	0.97	0.08	18,22,26,32	0
24	SF4	A	856	8/8	0.98	0.05	23,24,24,25	0

The following is a graphical depiction of the model fit to experimental electron density of all instances of the Ligand of Interest. In addition, ligands with molecular weight > 250 and outliers as shown on the geometry validation Tables will also be included. Each fit is shown from different orientation to approximate a three-dimensional view.

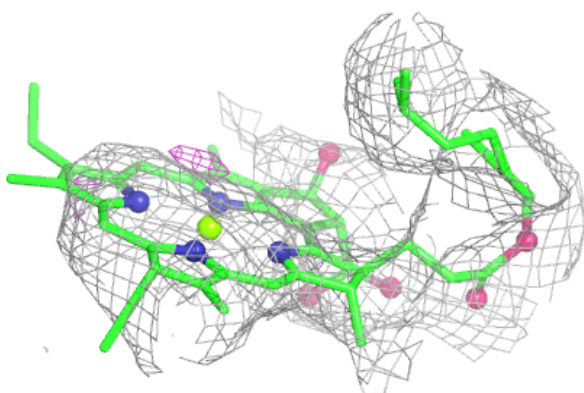
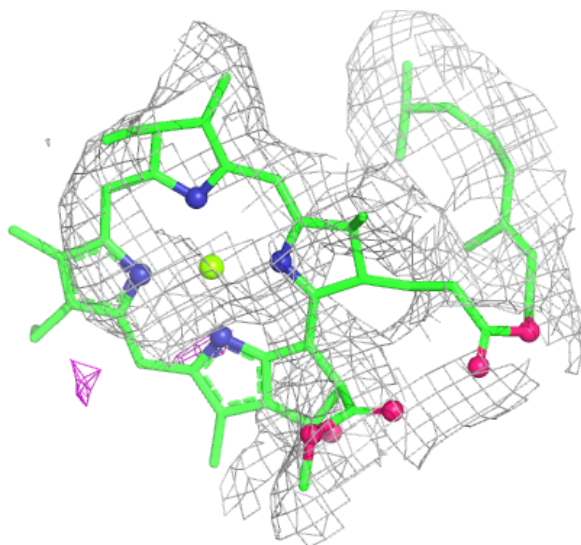
Electron density around LMU A 852:

$2mF_o-DF_c$ (at 0.7 rmsd) in gray
 mF_o-DF_c (at 3 rmsd) in purple (negative)
and green (positive)



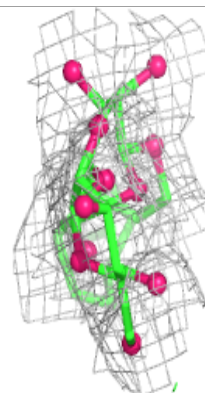
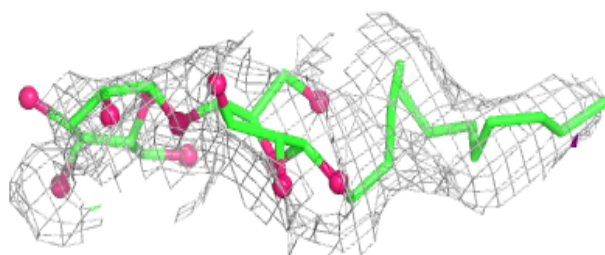
Electron density around CLA H 102:

$2mF_o-DF_c$ (at 0.7 rmsd) in gray
 mF_o-DF_c (at 3 rmsd) in purple (negative)
and green (positive)

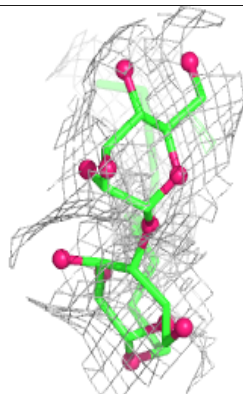
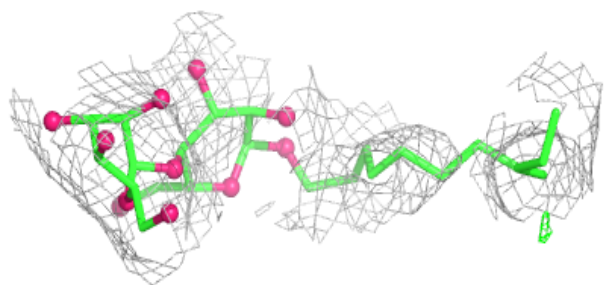
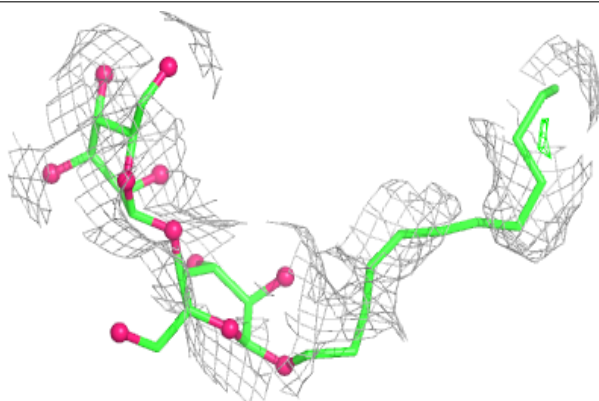


Electron density around LMU A 853:

$2mF_o-DF_c$ (at 0.7 rmsd) in gray
 mF_o-DF_c (at 3 rmsd) in purple (negative)
and green (positive)

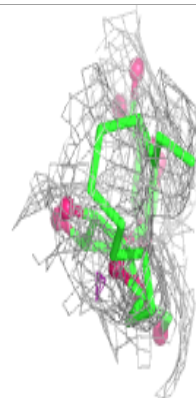
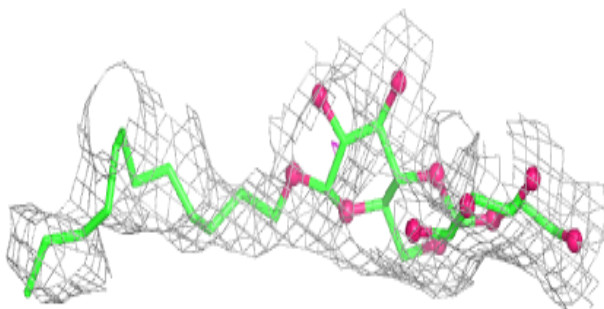
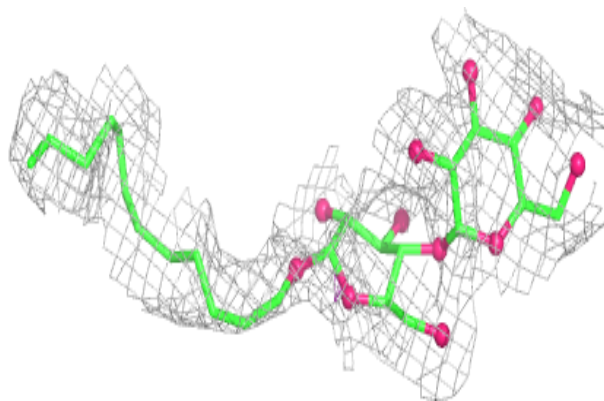
**Electron density around LMU 4 320:**

$2mF_o-DF_c$ (at 0.7 rmsd) in gray
 mF_o-DF_c (at 3 rmsd) in purple (negative)
and green (positive)

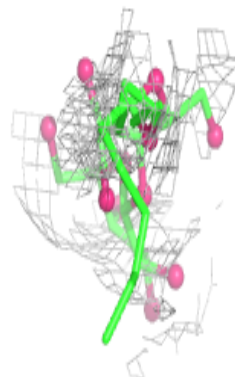
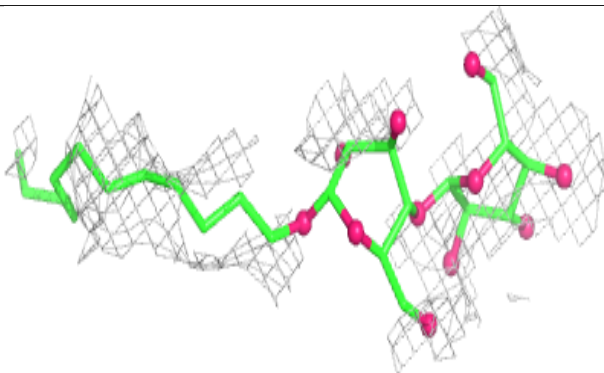
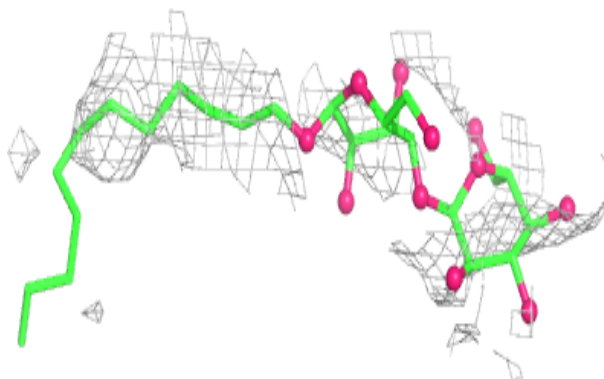


Electron density around LMU B 804:

$2mF_o-DF_c$ (at 0.7 rmsd) in gray
 mF_o-DF_c (at 3 rmsd) in purple (negative)
and green (positive)

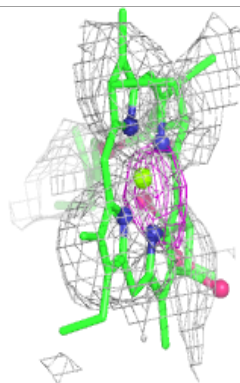
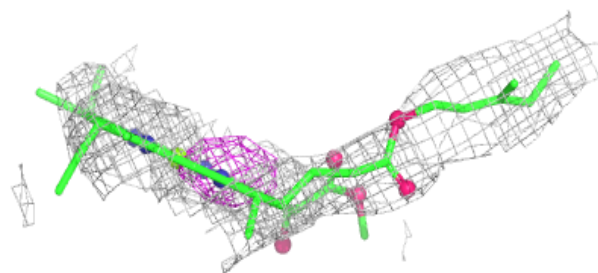
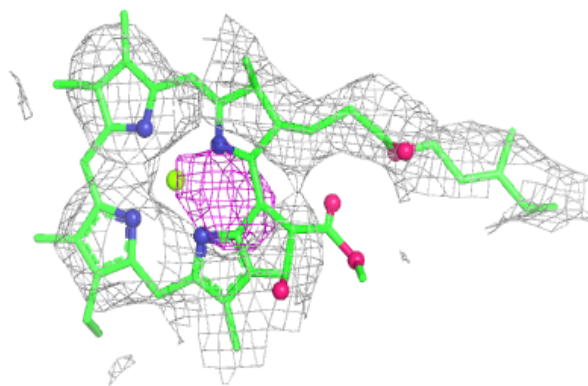
**Electron density around LMU G 103:**

$2mF_o-DF_c$ (at 0.7 rmsd) in gray
 mF_o-DF_c (at 3 rmsd) in purple (negative)
and green (positive)

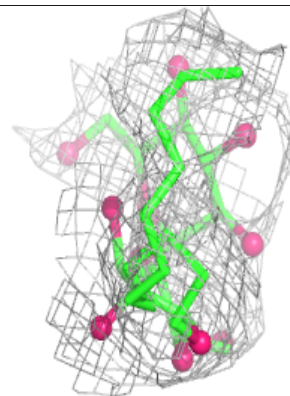
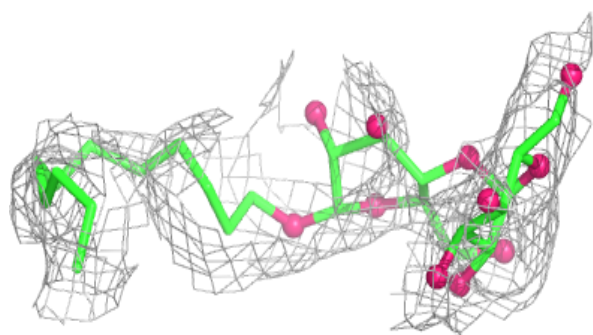
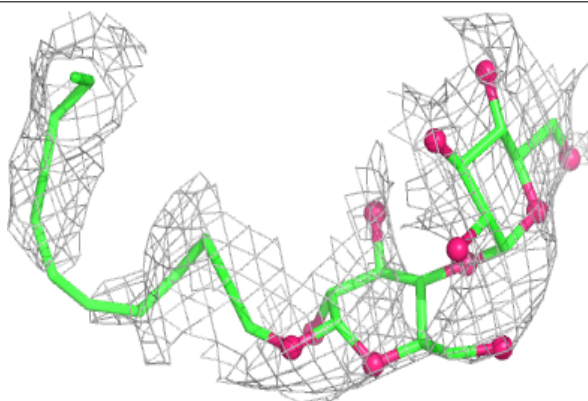


Electron density around CLA 1 211:

$2mF_o-DF_c$ (at 0.7 rmsd) in gray
 mF_o-DF_c (at 3 rmsd) in purple (negative)
and green (positive)

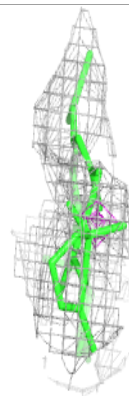
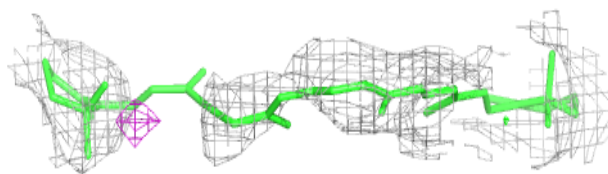
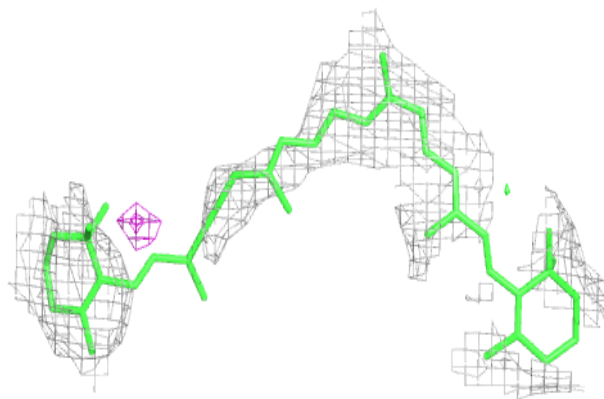
**Electron density around LMU 2 321:**

$2mF_o-DF_c$ (at 0.7 rmsd) in gray
 mF_o-DF_c (at 3 rmsd) in purple (negative)
and green (positive)



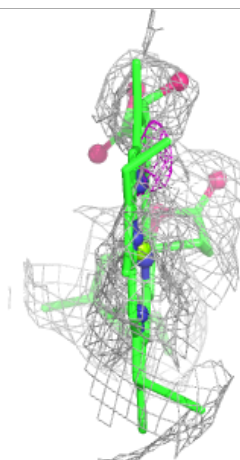
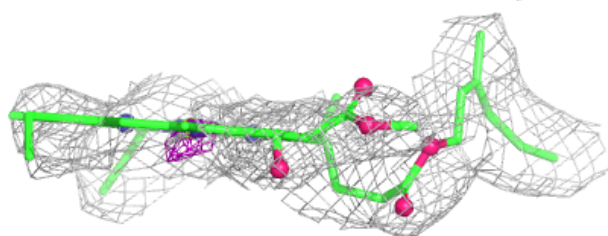
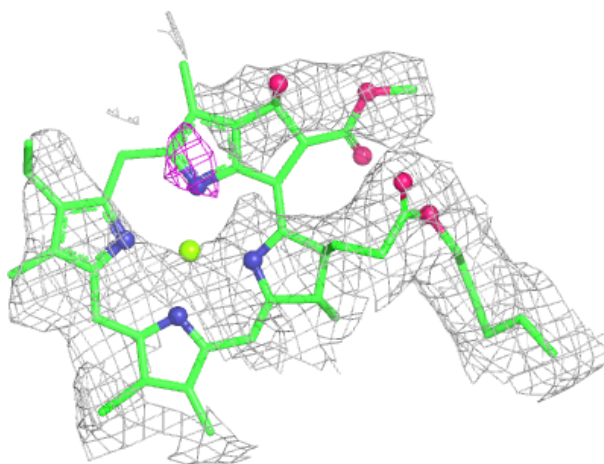
Electron density around BCR 2 318:

$2mF_o-DF_c$ (at 0.7 rmsd) in gray
 mF_o-DF_c (at 3 rmsd) in purple (negative)
and green (positive)



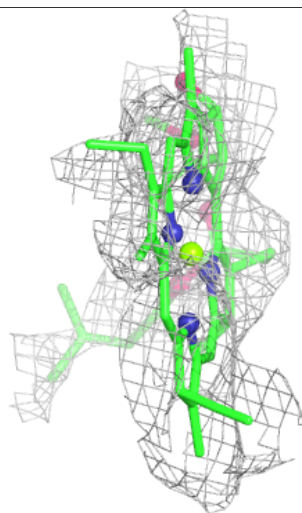
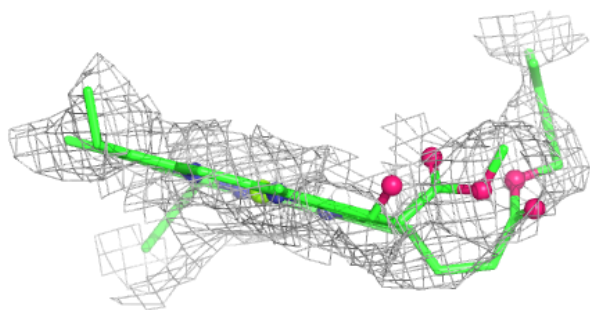
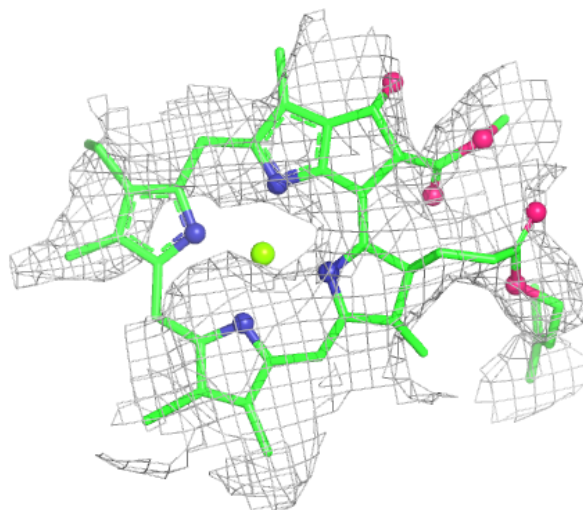
Electron density around CLA 4 317:

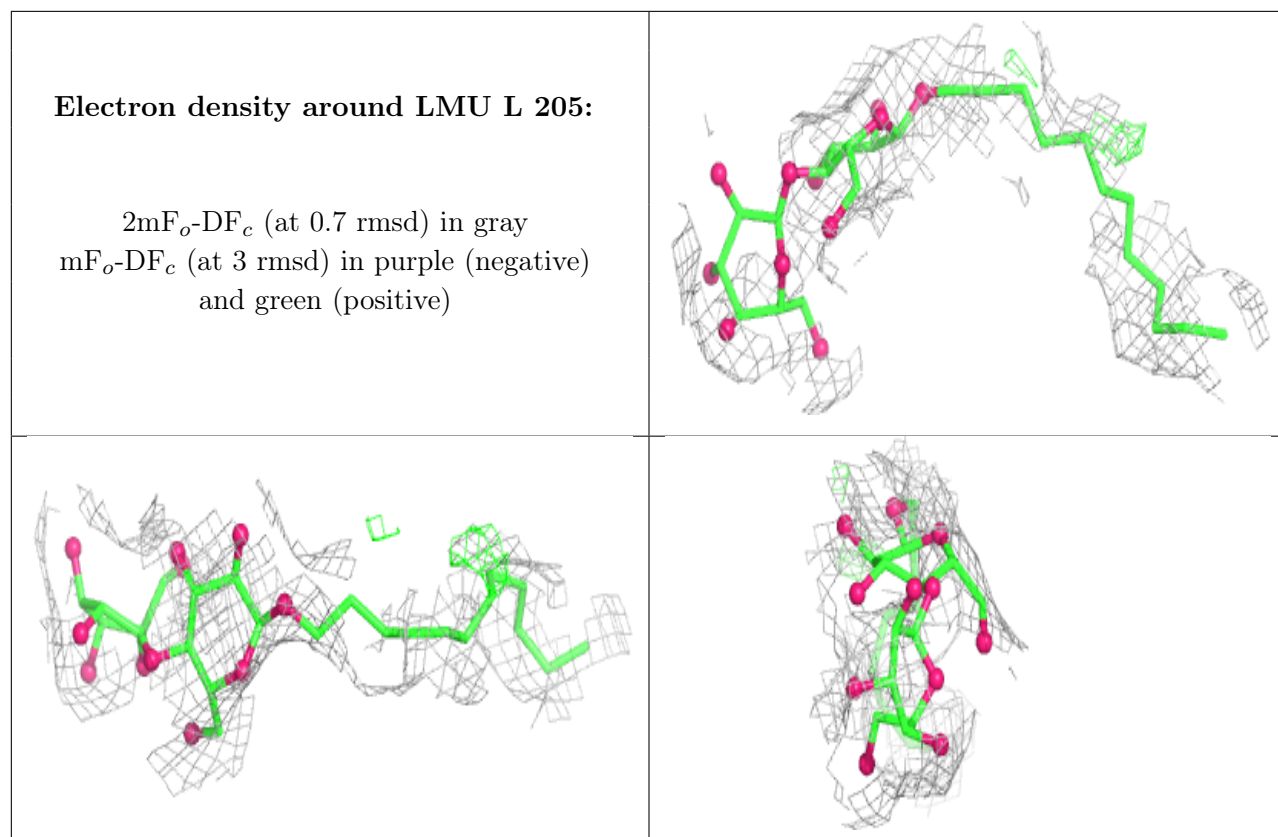
$2mF_o-DF_c$ (at 0.7 rmsd) in gray
 mF_o-DF_c (at 3 rmsd) in purple (negative)
and green (positive)



Electron density around CLA 3 314:

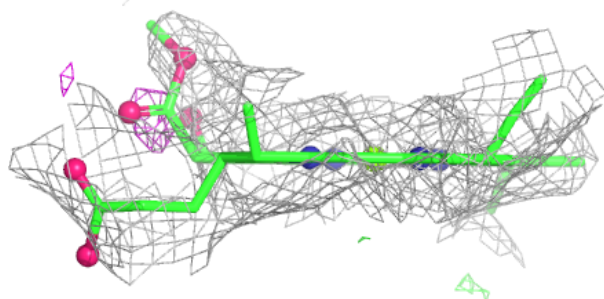
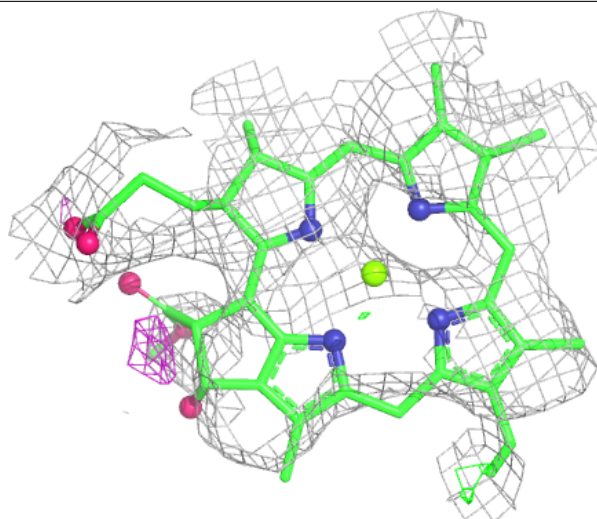
$2mF_o-DF_c$ (at 0.7 rmsd) in gray
 mF_o-DF_c (at 3 rmsd) in purple (negative)
and green (positive)





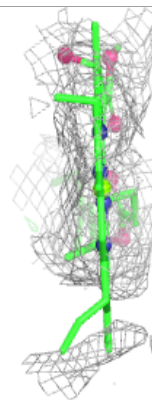
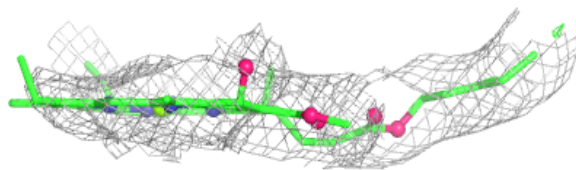
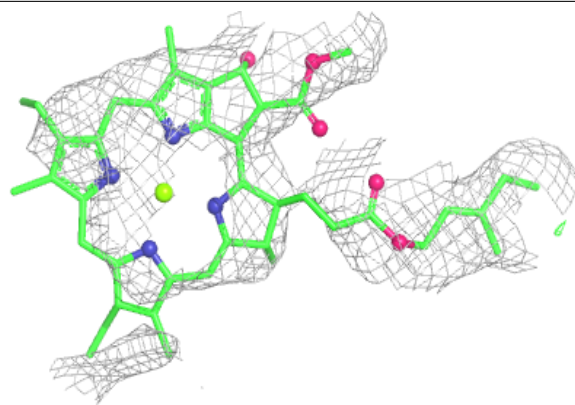
Electron density around CLA B 835:

$2mF_o-DF_c$ (at 0.7 rmsd) in gray
 mF_o-DF_c (at 3 rmsd) in purple (negative)
and green (positive)

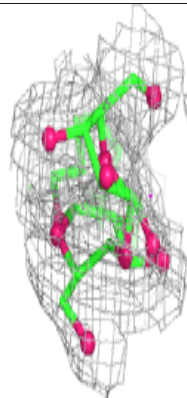
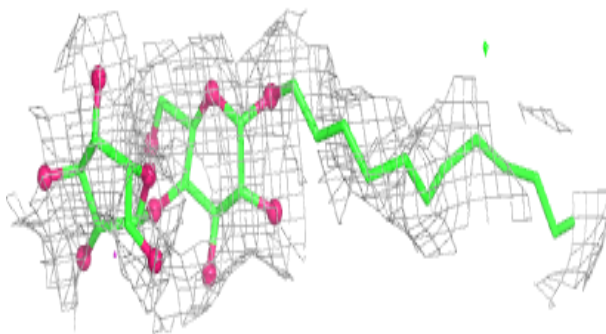
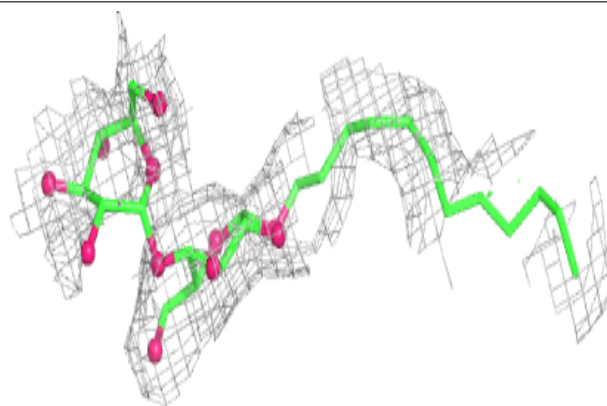


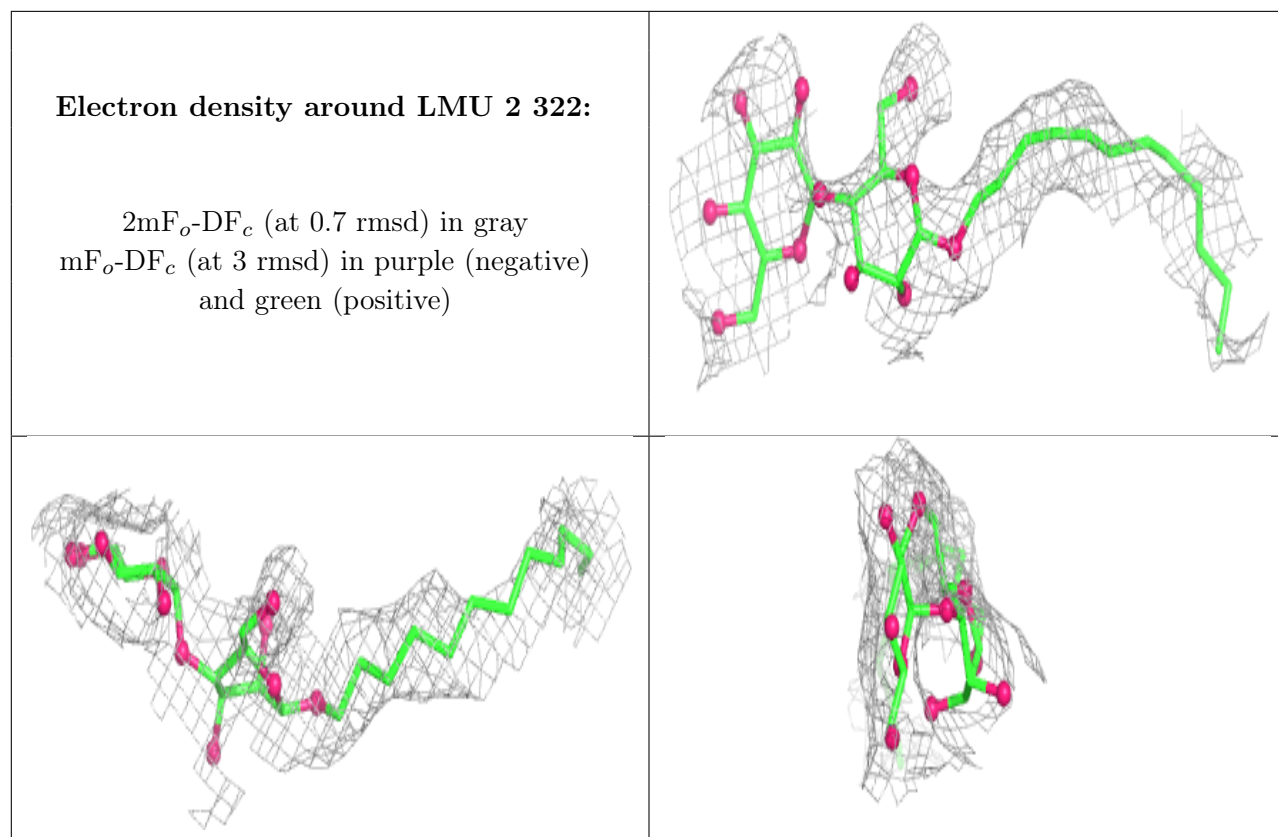
Electron density around CLA 1 215:

$2mF_o-DF_c$ (at 0.7 rmsd) in gray
 mF_o-DF_c (at 3 rmsd) in purple (negative)
and green (positive)

**Electron density around LMU H 103:**

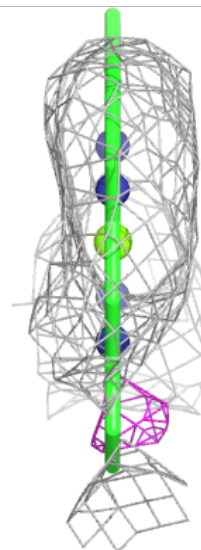
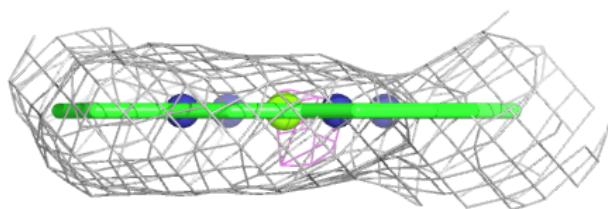
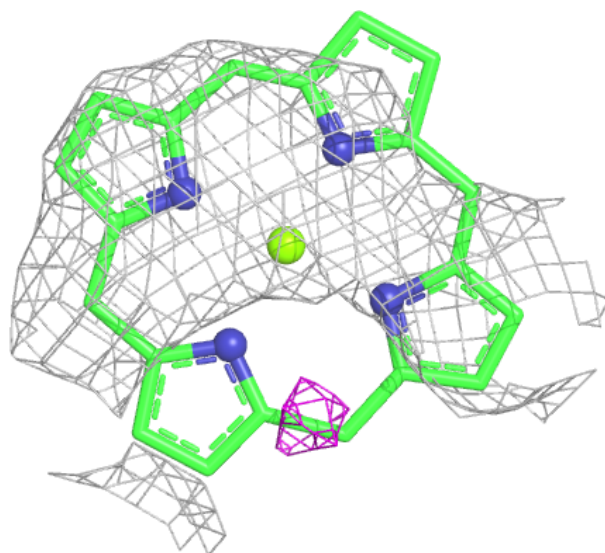
$2mF_o-DF_c$ (at 0.7 rmsd) in gray
 mF_o-DF_c (at 3 rmsd) in purple (negative)
and green (positive)






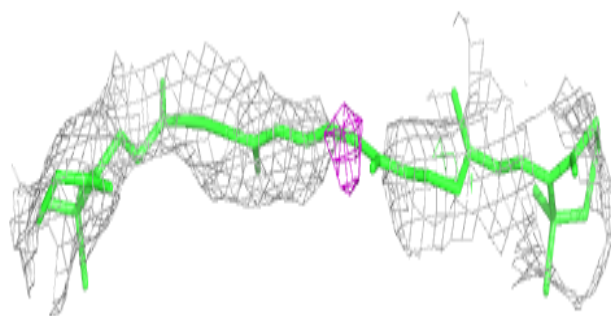
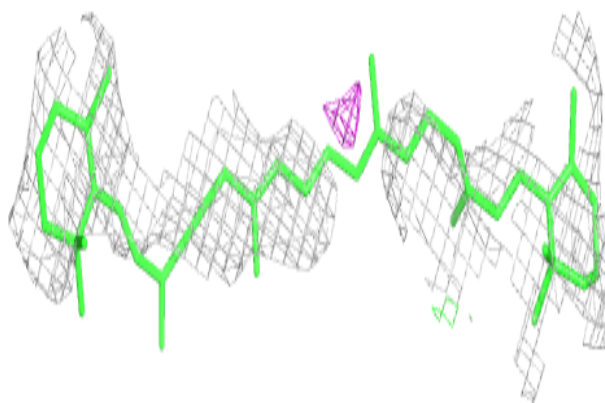
Electron density around CLA A 802:

$2mF_o-DF_c$ (at 0.7 rmsd) in gray
 mF_o-DF_c (at 3 rmsd) in purple (negative)
and green (positive)

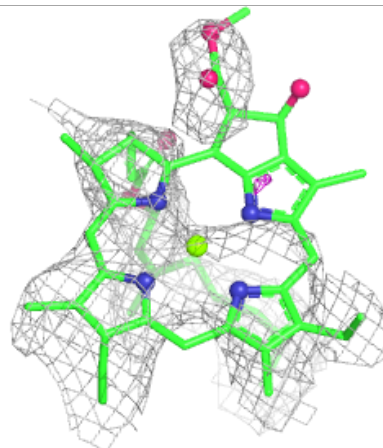
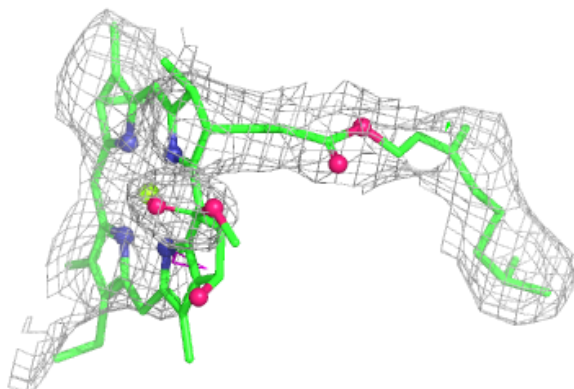
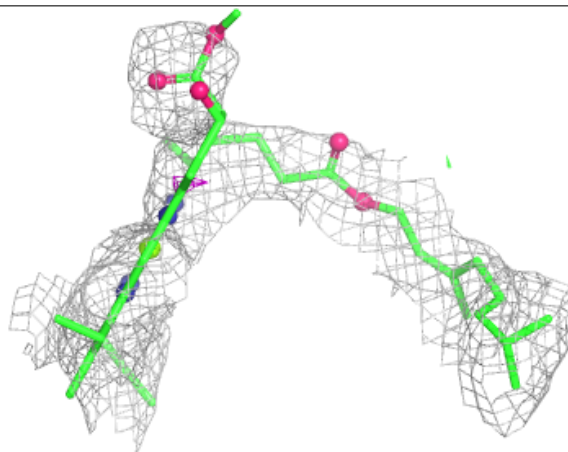


Electron density around BCR A 843:

$2mF_o-DF_c$ (at 0.7 rmsd) in gray
 mF_o-DF_c (at 3 rmsd) in purple (negative)
and green (positive)

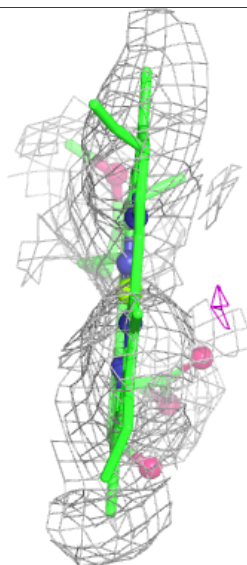
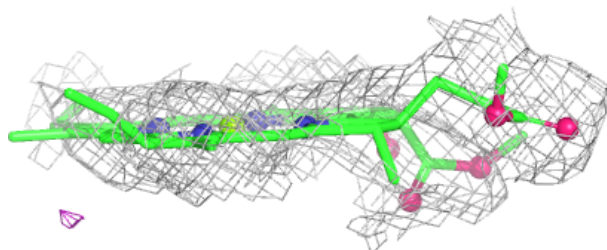
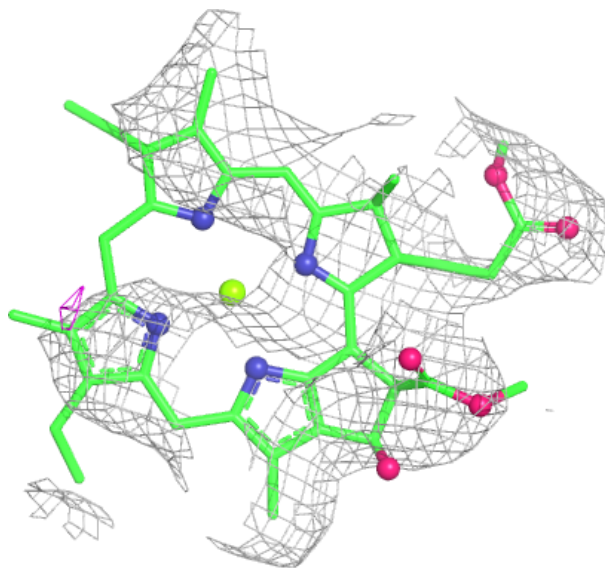
**Electron density around CLA L 204:**

$2mF_o-DF_c$ (at 0.7 rmsd) in gray
 mF_o-DF_c (at 3 rmsd) in purple (negative)
and green (positive)



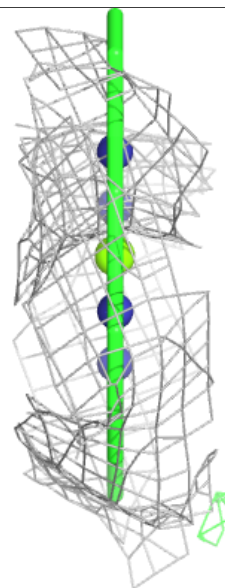
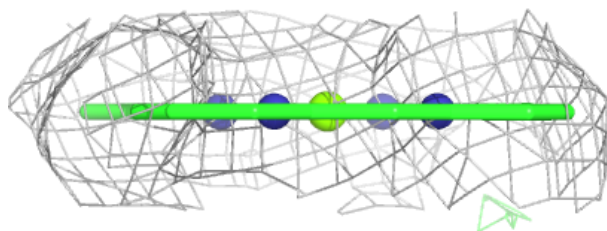
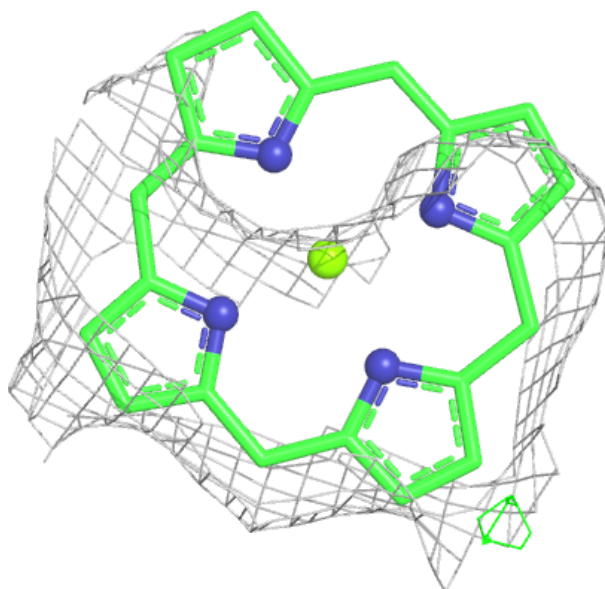
Electron density around CLA B 817:

$2mF_o-DF_c$ (at 0.7 rmsd) in gray
 mF_o-DF_c (at 3 rmsd) in purple (negative)
and green (positive)



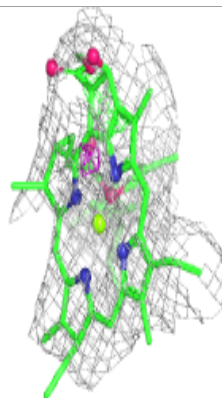
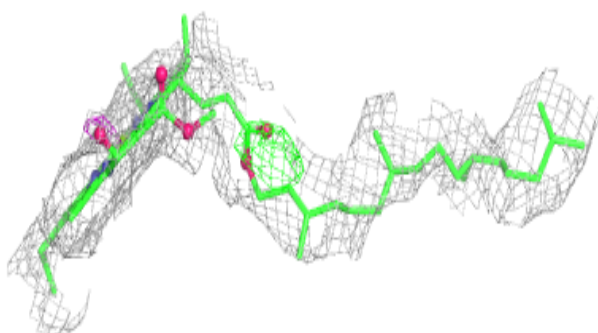
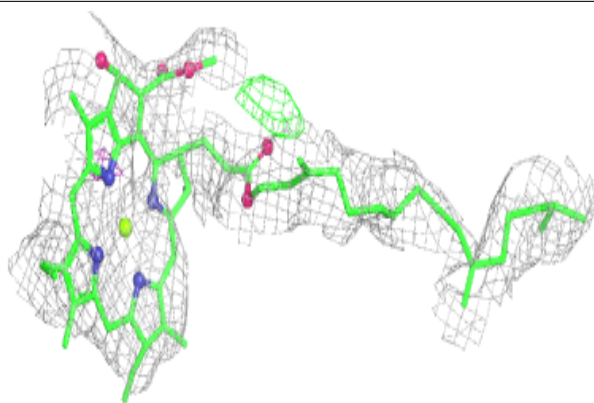
Electron density around CLA 3 305:

$2mF_o-DF_c$ (at 0.7 rmsd) in gray
 mF_o-DF_c (at 3 rmsd) in purple (negative)
and green (positive)

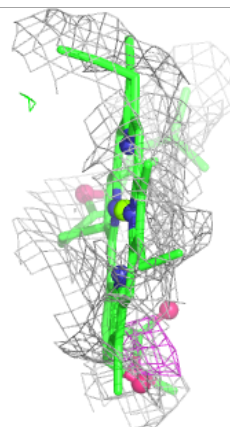
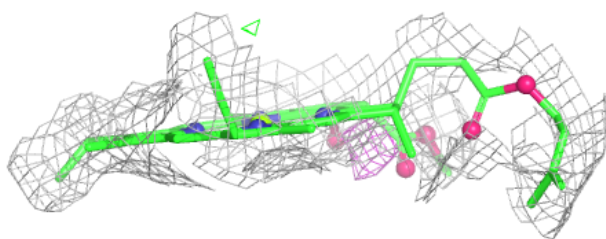
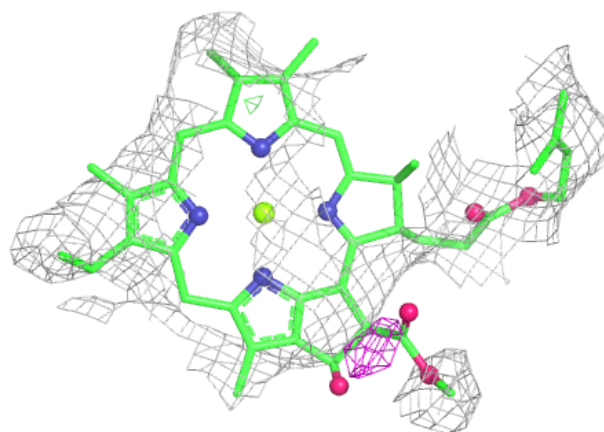


Electron density around CLA 4 303:

$2mF_o-DF_c$ (at 0.7 rmsd) in gray
 mF_o-DF_c (at 3 rmsd) in purple (negative)
and green (positive)

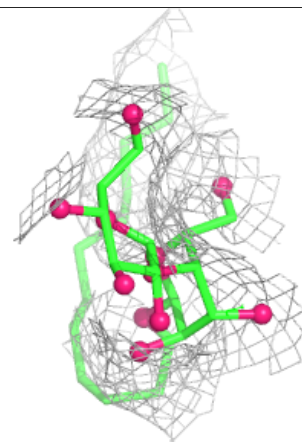
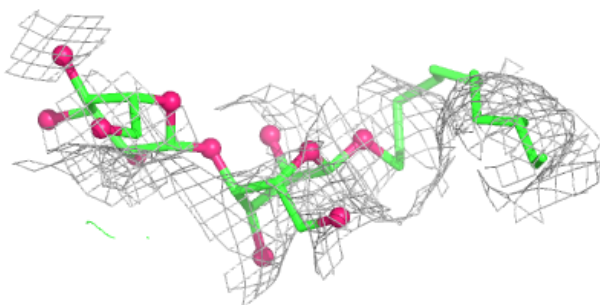
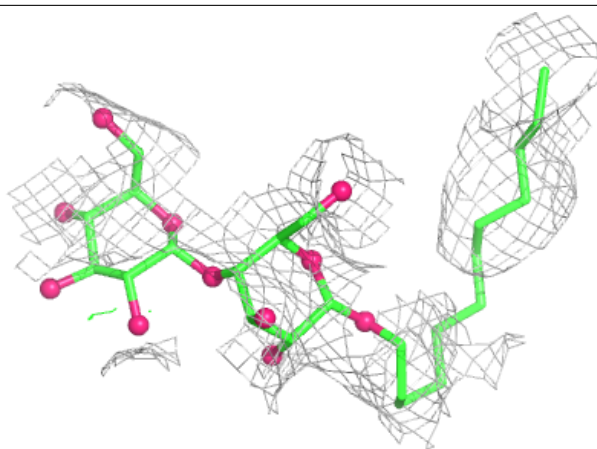
**Electron density around CLA K 103:**

$2mF_o-DF_c$ (at 0.7 rmsd) in gray
 mF_o-DF_c (at 3 rmsd) in purple (negative)
and green (positive)



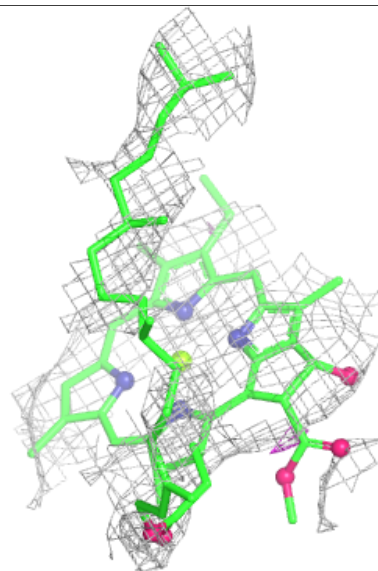
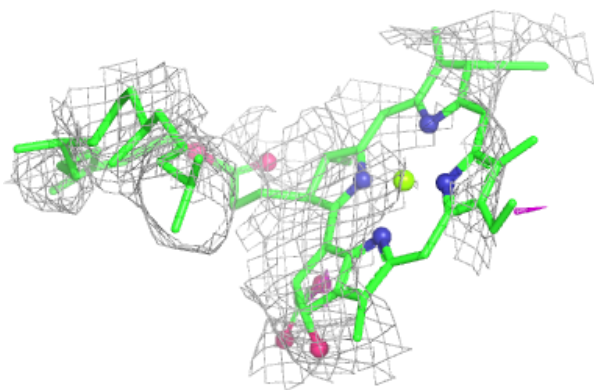
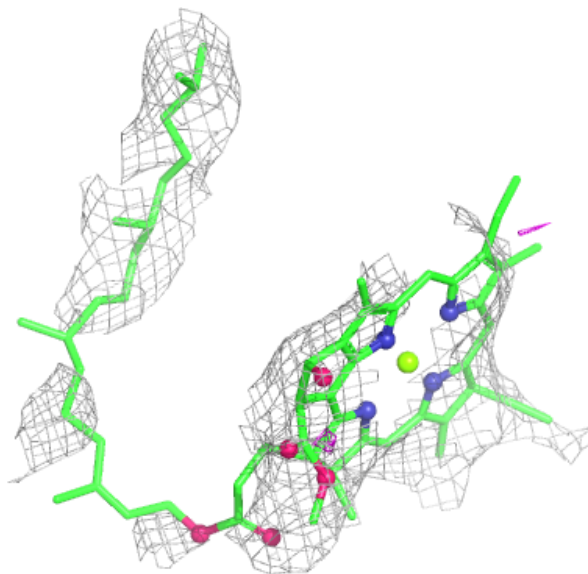
Electron density around LMU A 848:

$2mF_o-DF_c$ (at 0.7 rnsd) in gray
 mF_o-DF_c (at 3 rnsd) in purple (negative)
and green (positive)



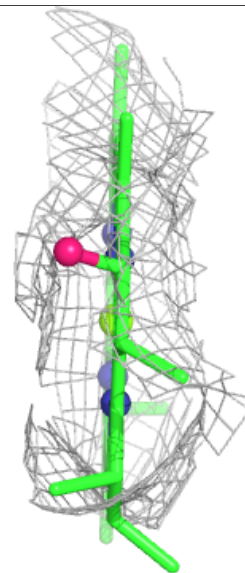
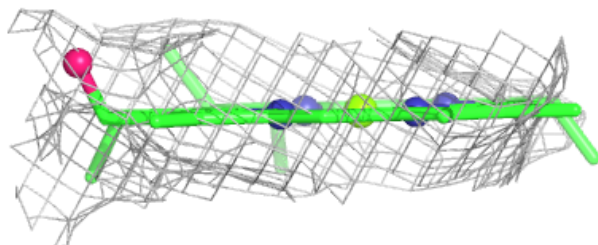
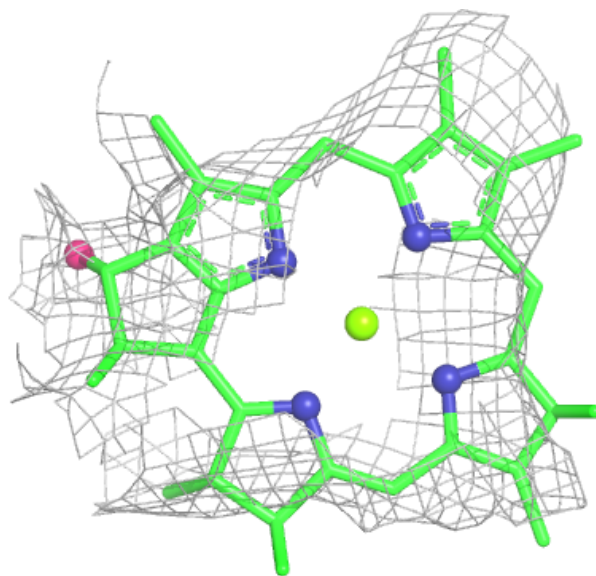
Electron density around CLA 3 311:

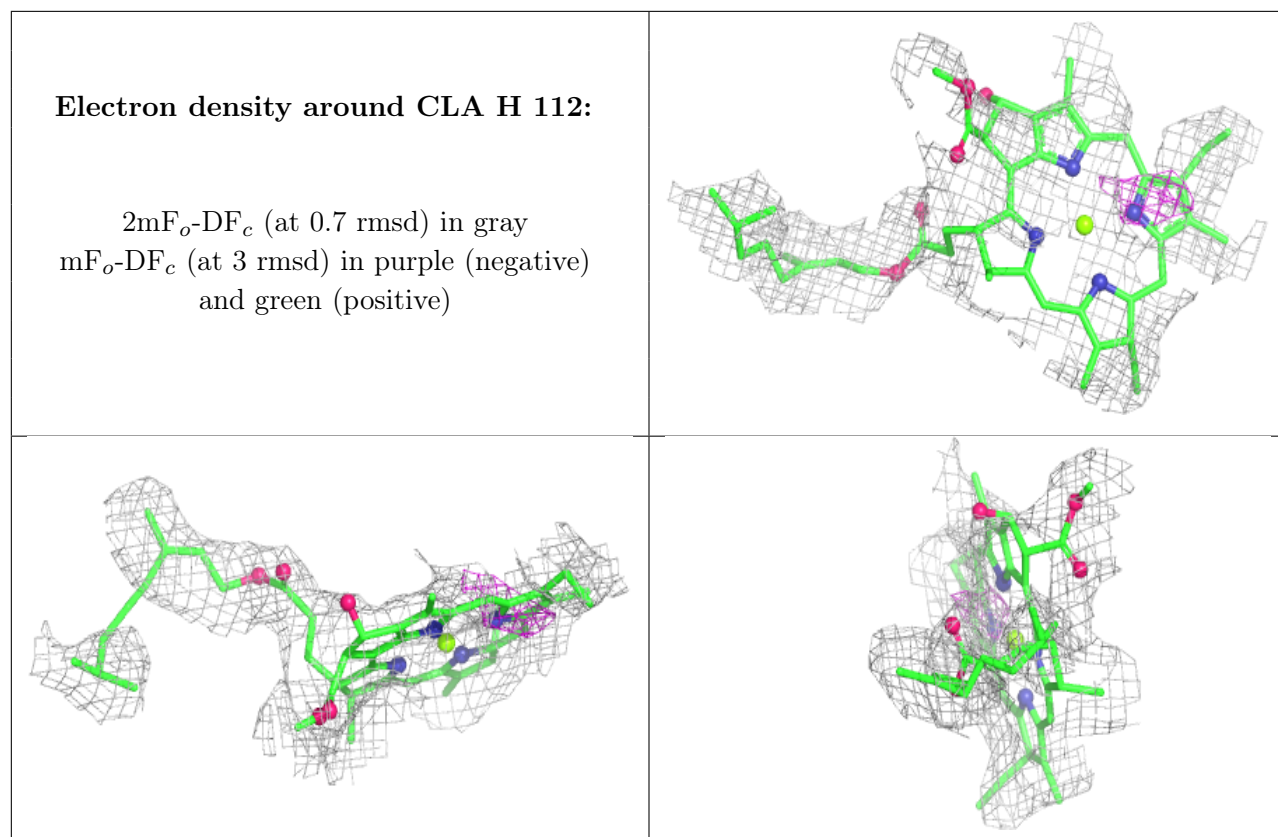
$2mF_o-DF_c$ (at 0.7 rmsd) in gray
 mF_o-DF_c (at 3 rmsd) in purple (negative)
and green (positive)



Electron density around CLA 3 318:

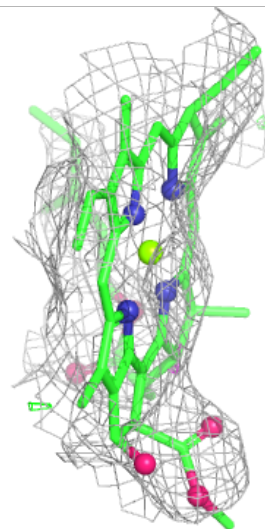
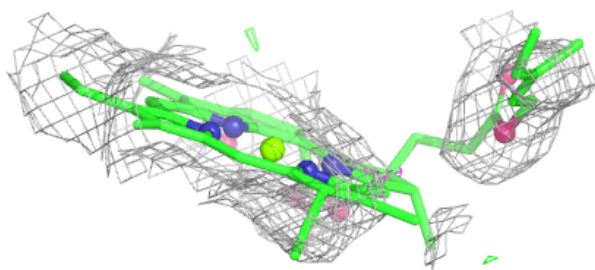
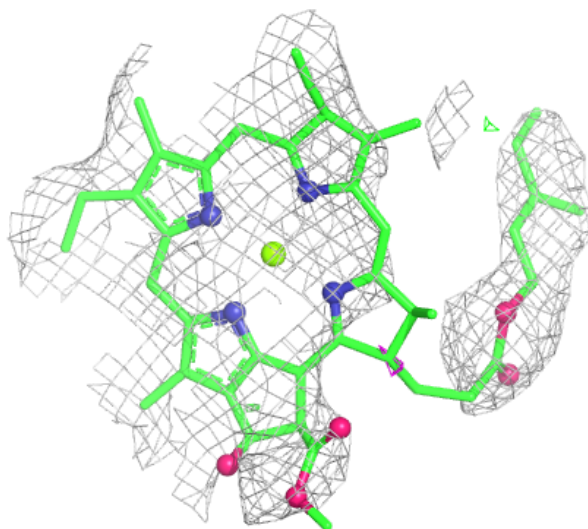
$2mF_o-DF_c$ (at 0.7 rmsd) in gray
 mF_o-DF_c (at 3 rmsd) in purple (negative)
and green (positive)





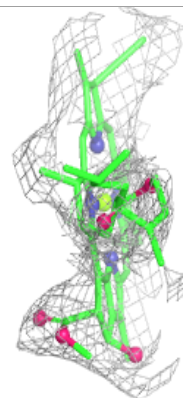
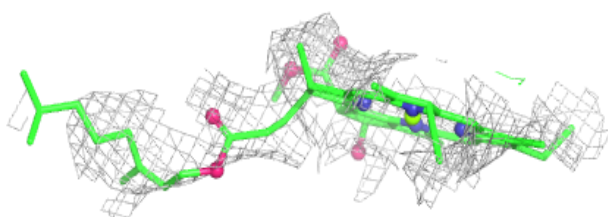
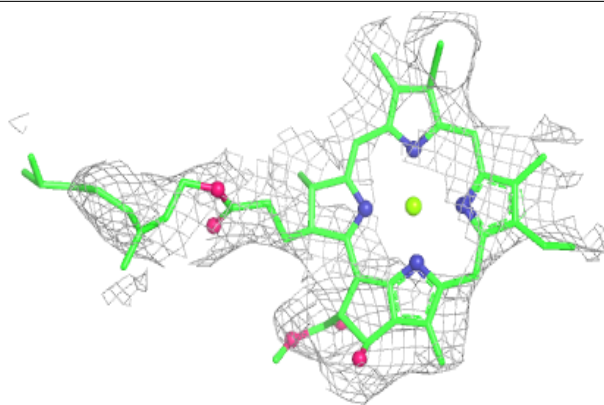
Electron density around CLA B 836:

$2mF_o-DF_c$ (at 0.7 rmsd) in gray
 mF_o-DF_c (at 3 rmsd) in purple (negative)
and green (positive)

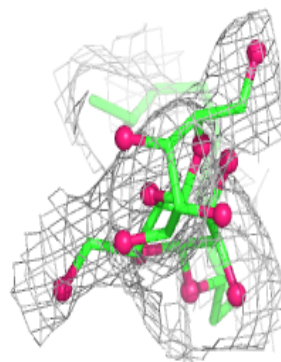
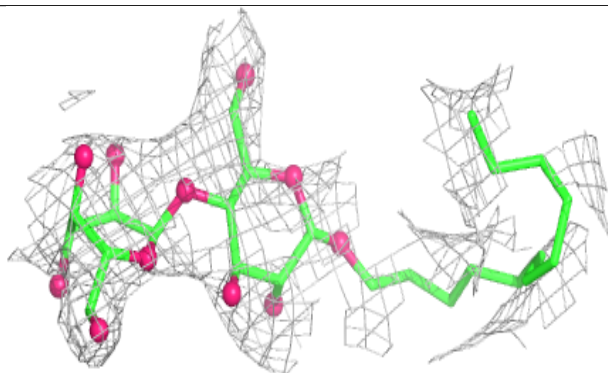
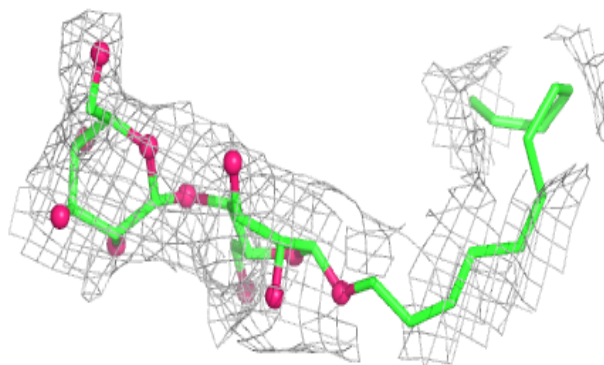


Electron density around CLA A 840:

$2mF_o-DF_c$ (at 0.7 rmsd) in gray
 mF_o-DF_c (at 3 rmsd) in purple (negative)
and green (positive)

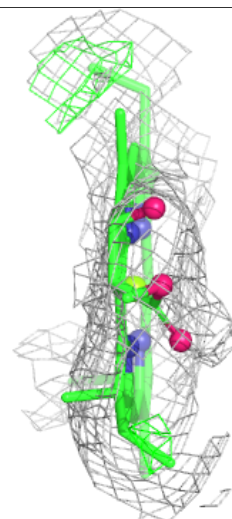
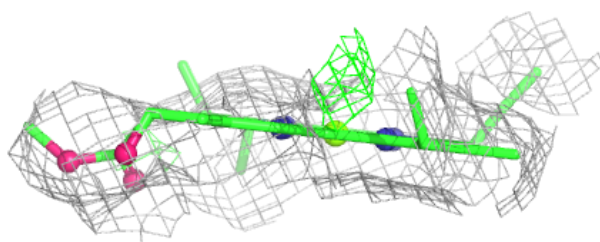
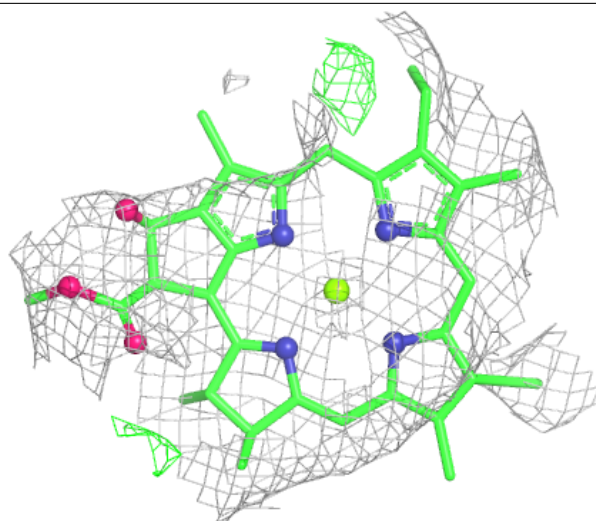
**Electron density around LMU H 106:**

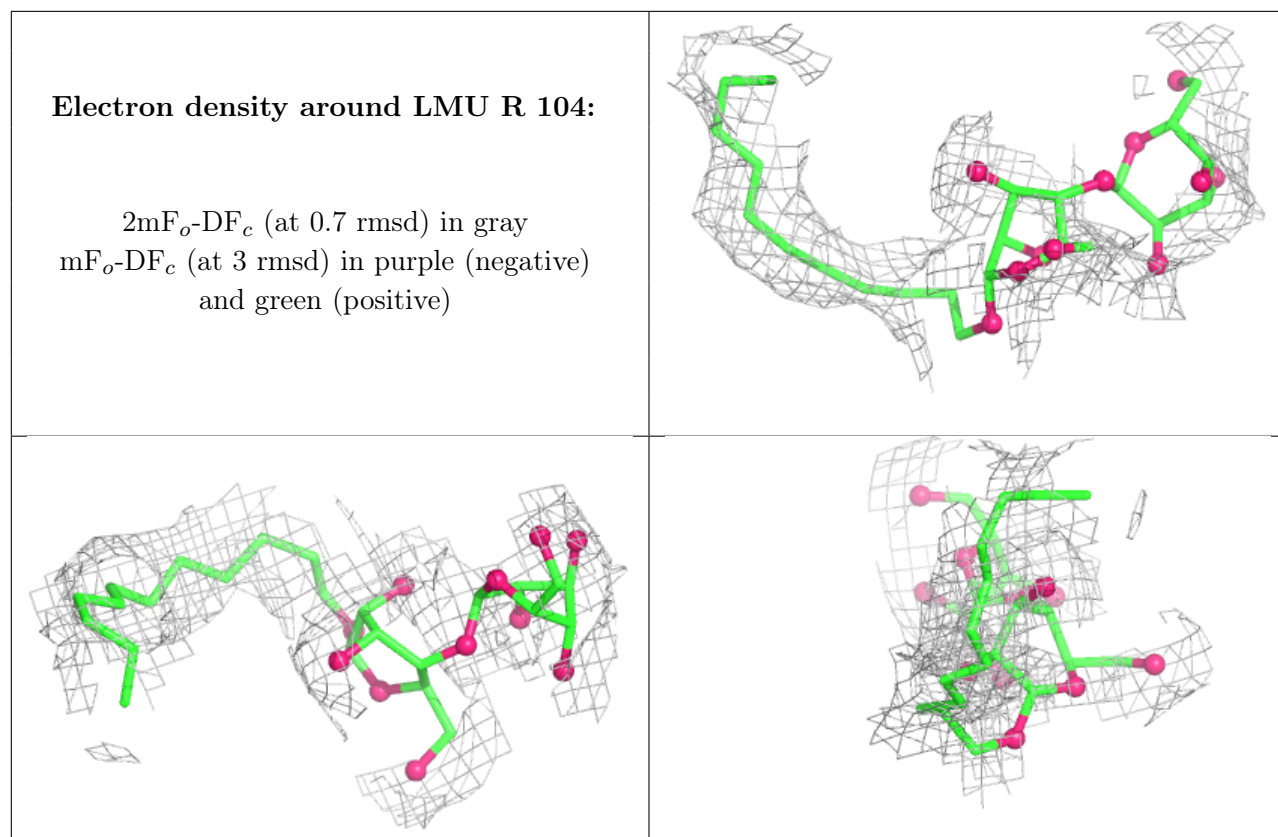
$2mF_o-DF_c$ (at 0.7 rmsd) in gray
 mF_o-DF_c (at 3 rmsd) in purple (negative)
and green (positive)

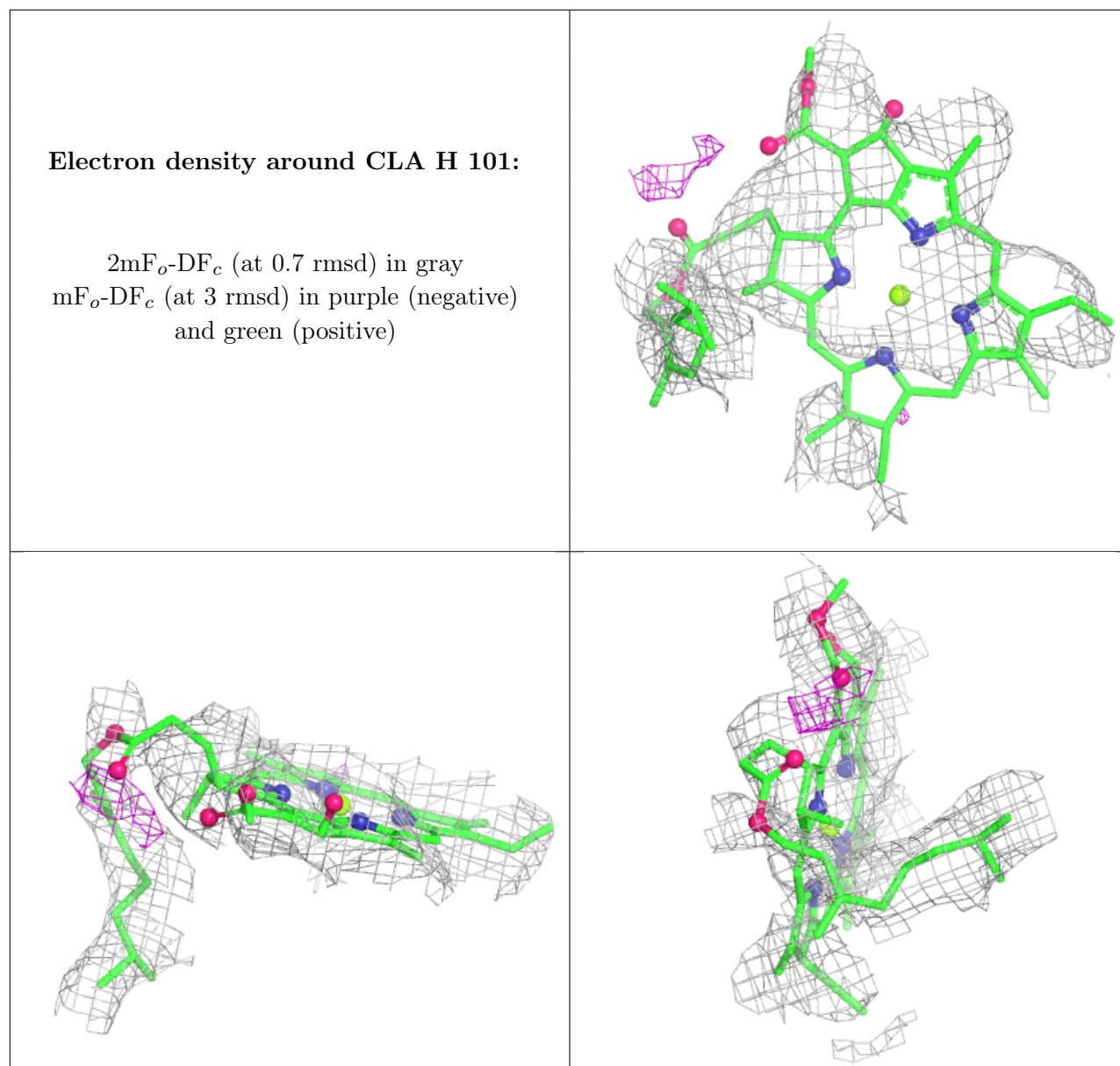


Electron density around CLA F 206:

$2mF_o-DF_c$ (at 0.7 rmsd) in gray
 mF_o-DF_c (at 3 rmsd) in purple (negative)
and green (positive)

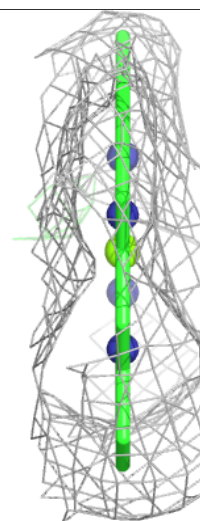
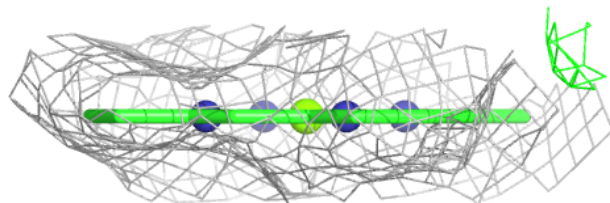
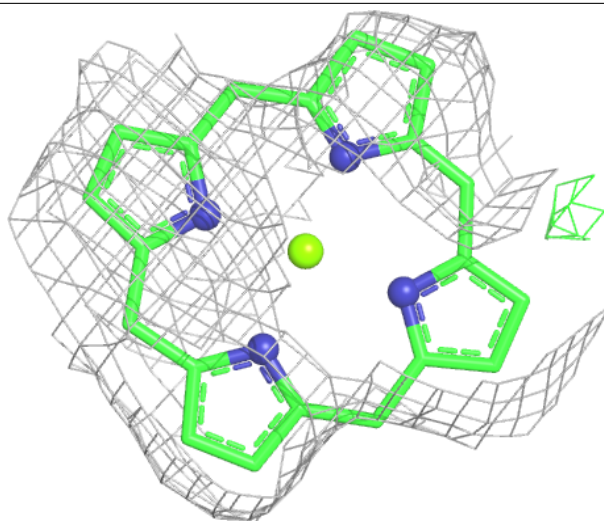






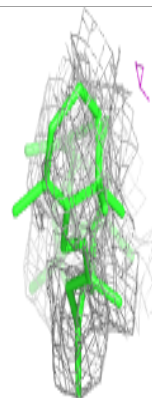
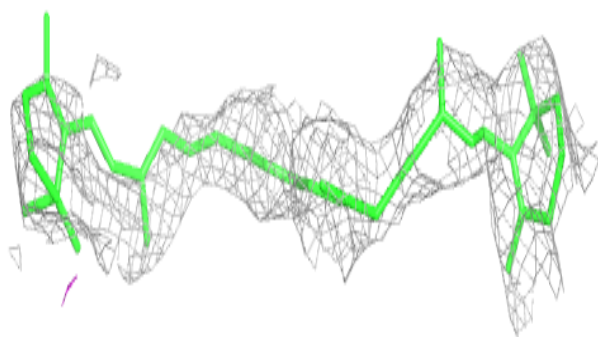
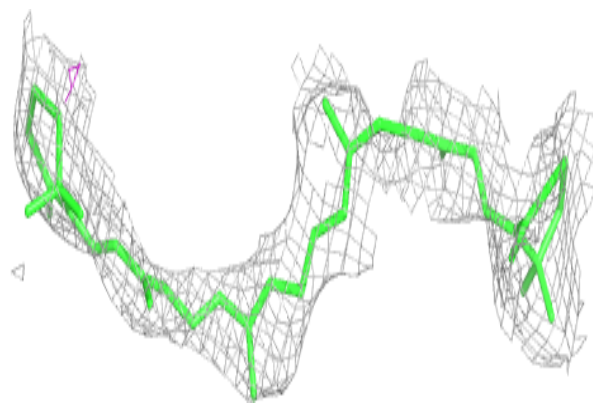
Electron density around CLA 4 308:

$2mF_o-DF_c$ (at 0.7 rmsd) in gray
 mF_o-DF_c (at 3 rmsd) in purple (negative)
and green (positive)

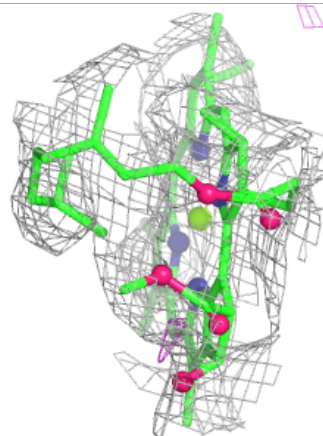
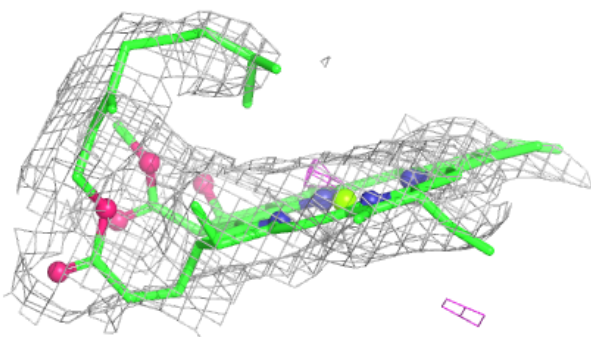
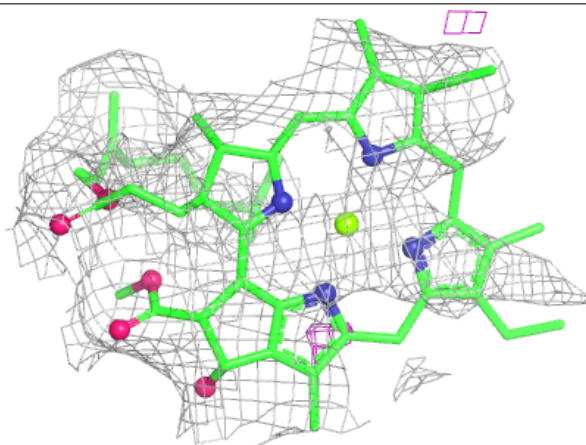


Electron density around BCR I 103:

$2mF_o-DF_c$ (at 0.7 rmsd) in gray
 mF_o-DF_c (at 3 rmsd) in purple (negative)
and green (positive)

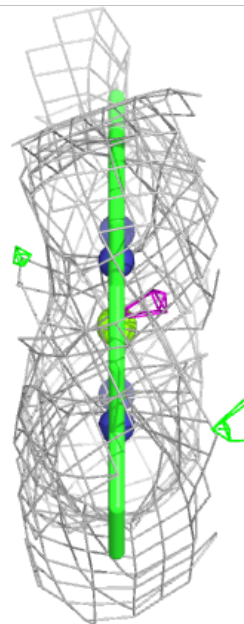
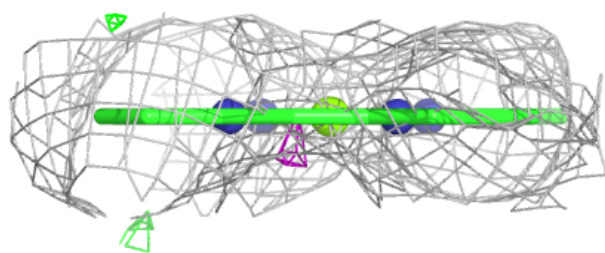
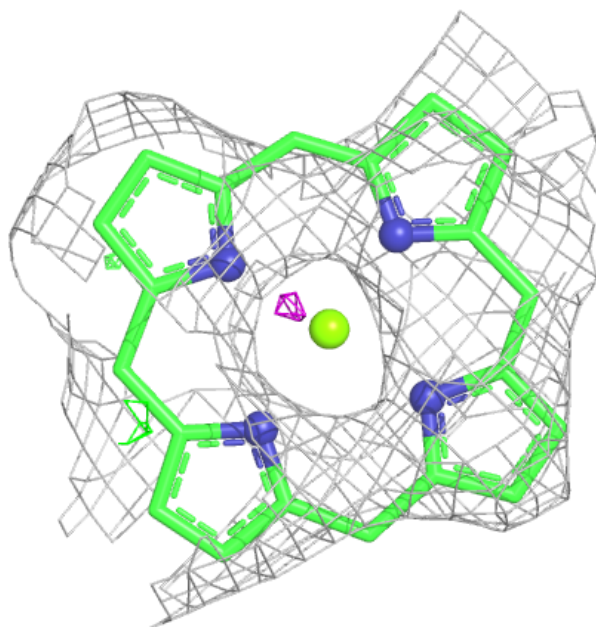
**Electron density around CLA 4 304:**

$2mF_o-DF_c$ (at 0.7 rmsd) in gray
 mF_o-DF_c (at 3 rmsd) in purple (negative)
and green (positive)



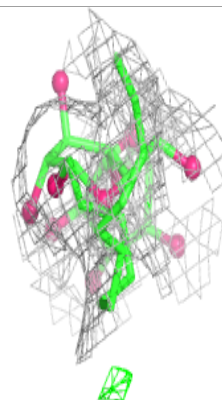
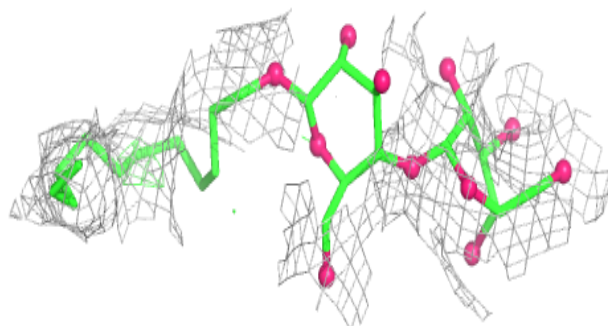
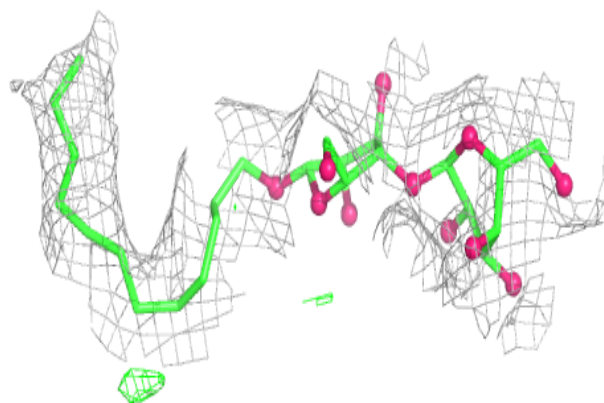
Electron density around CLA 4 307:

$2mF_o-DF_c$ (at 0.7 rmsd) in gray
 mF_o-DF_c (at 3 rmsd) in purple (negative)
and green (positive)

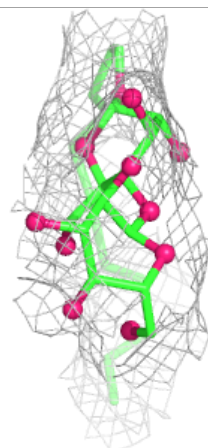
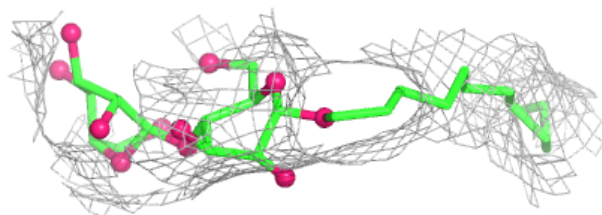
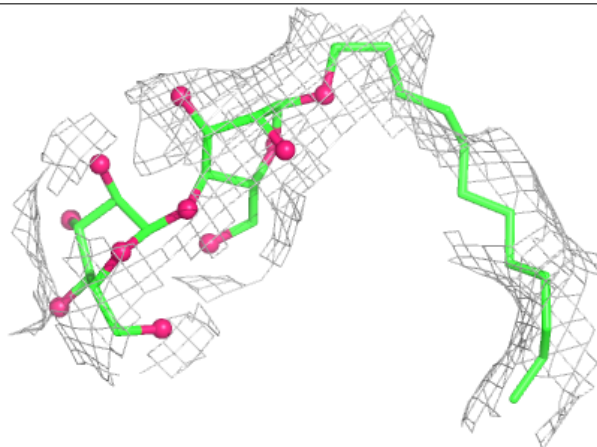


Electron density around LMU A 846:

$2mF_o-DF_c$ (at 0.7 rmsd) in gray
 mF_o-DF_c (at 3 rmsd) in purple (negative)
and green (positive)

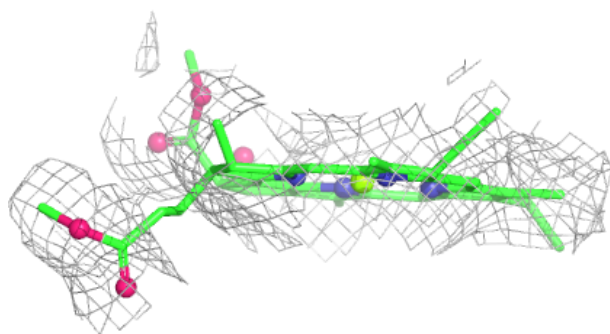
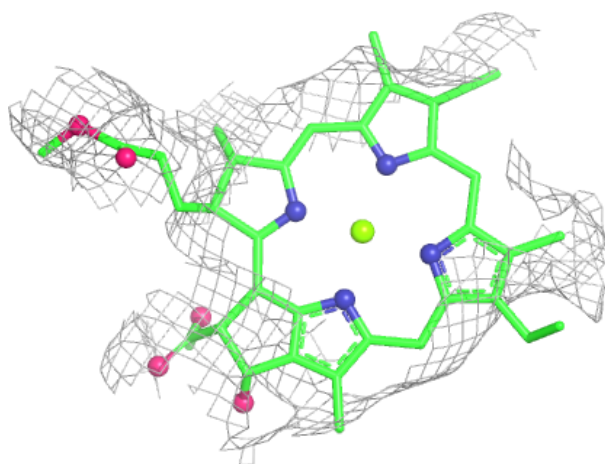
**Electron density around LMU K 106:**

$2mF_o-DF_c$ (at 0.7 rmsd) in gray
 mF_o-DF_c (at 3 rmsd) in purple (negative)
and green (positive)



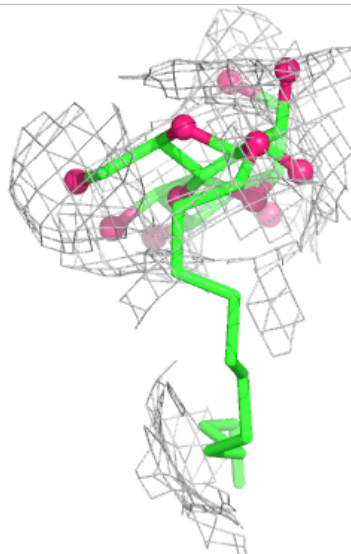
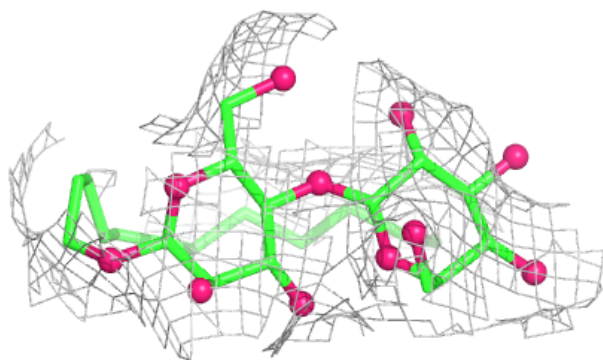
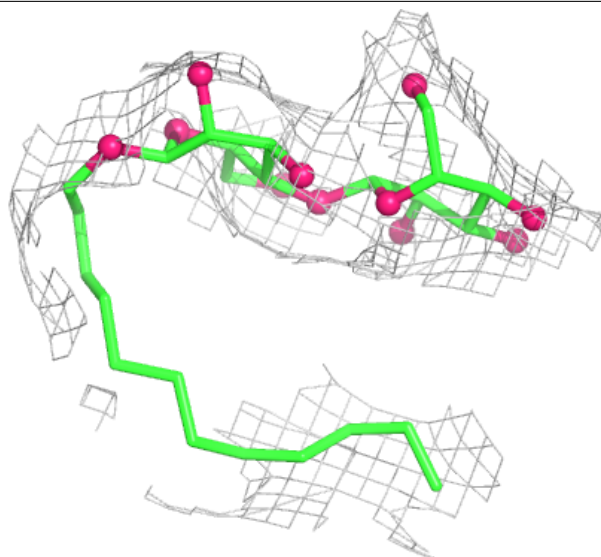
Electron density around CLA 1 201:

$2mF_o-DF_c$ (at 0.7 rmsd) in gray
 mF_o-DF_c (at 3 rmsd) in purple (negative)
and green (positive)



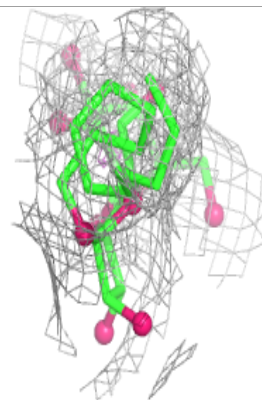
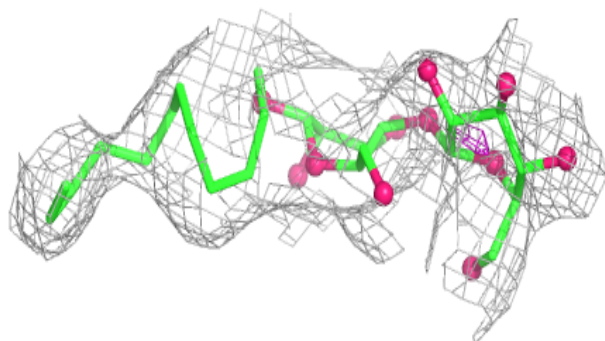
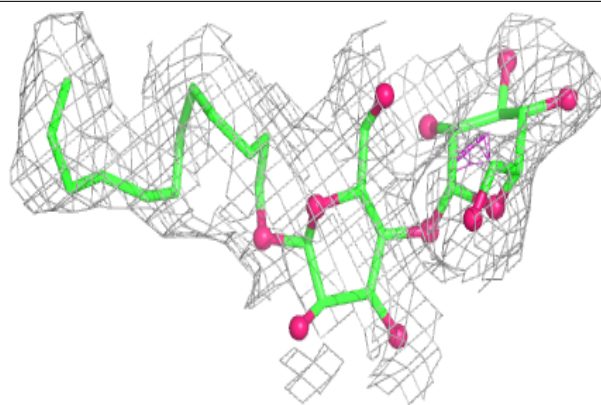
Electron density around LMU 1 217:

$2mF_o-DF_c$ (at 0.7 rmsd) in gray
 mF_o-DF_c (at 3 rmsd) in purple (negative)
and green (positive)



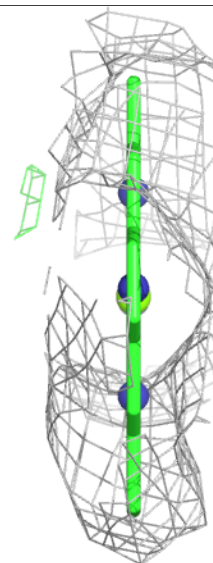
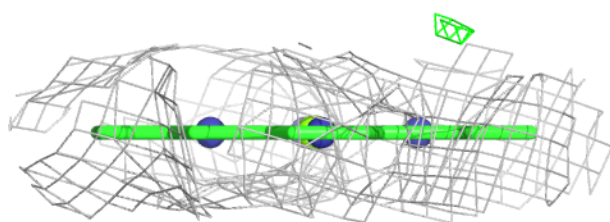
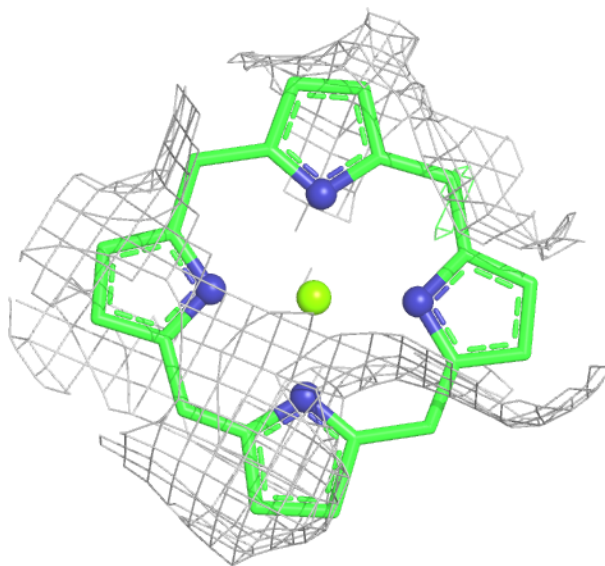
Electron density around LMU 2 313:

$2mF_o-DF_c$ (at 0.7 rmsd) in gray
 mF_o-DF_c (at 3 rmsd) in purple (negative)
and green (positive)





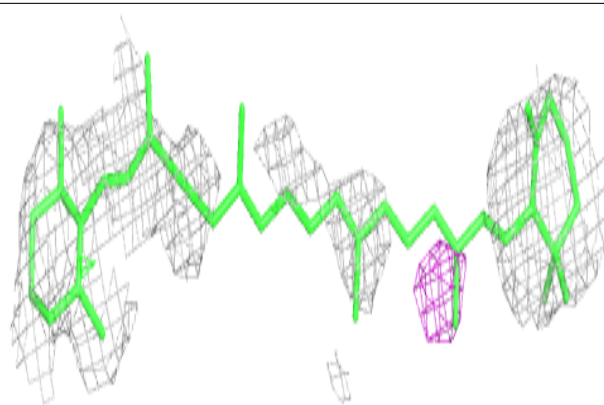
Electron density around CLA 3 309:

$2mF_o-DF_c$ (at 0.7 rmsd) in gray
 mF_o-DF_c (at 3 rmsd) in purple (negative)
and green (positive)

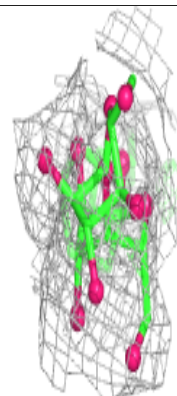
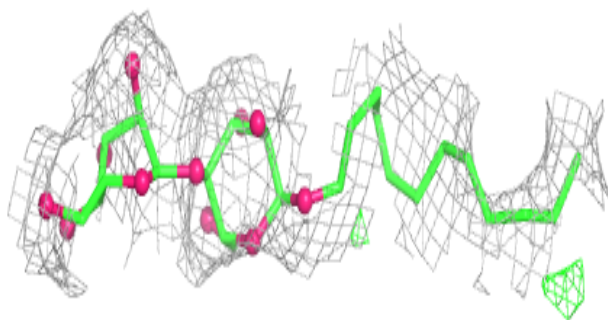
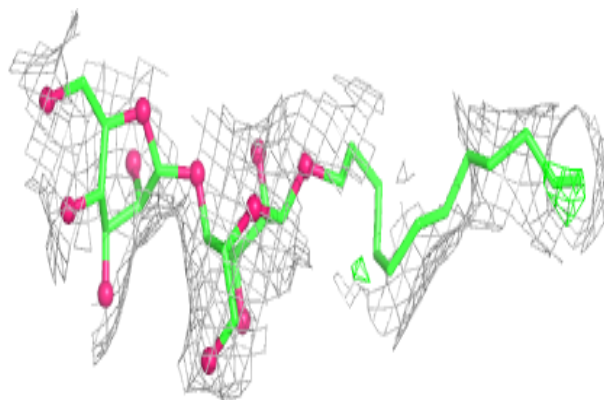


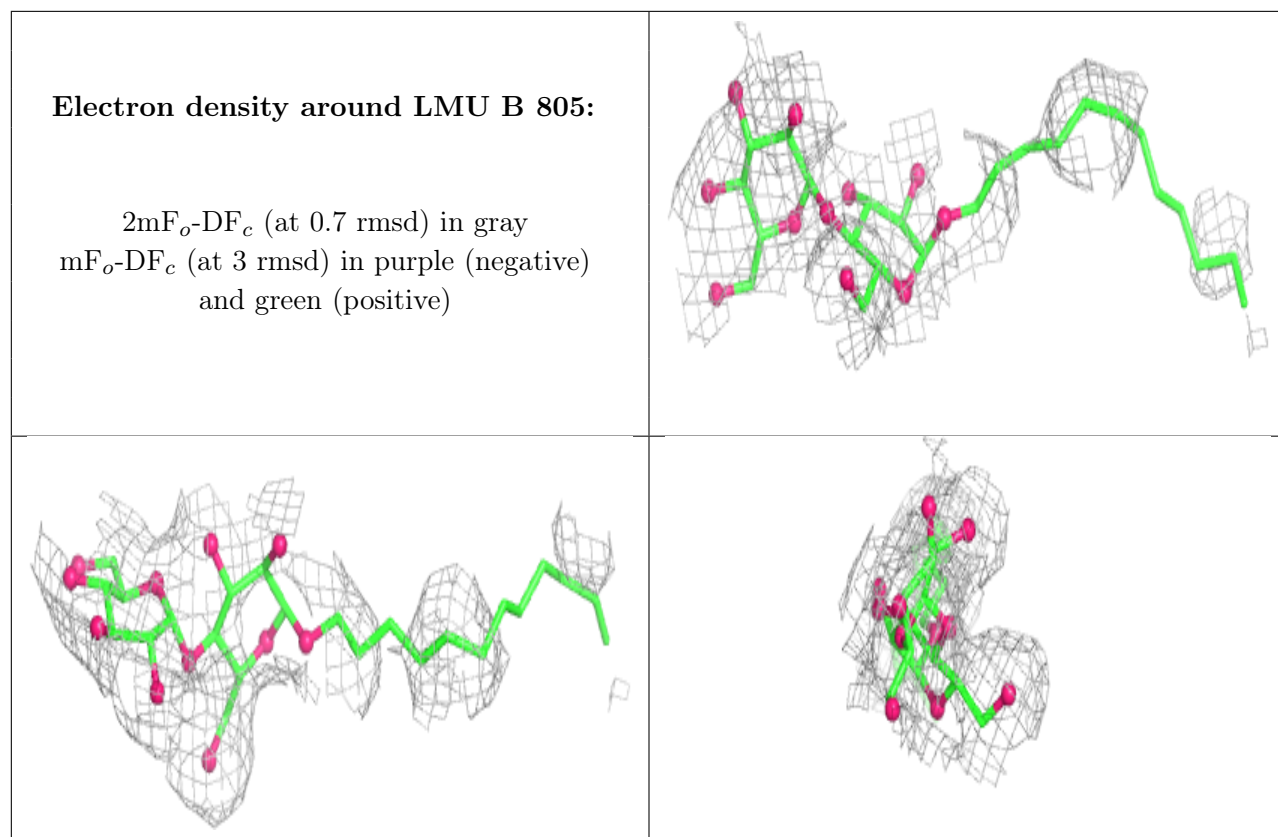
Electron density around BCR G 104:

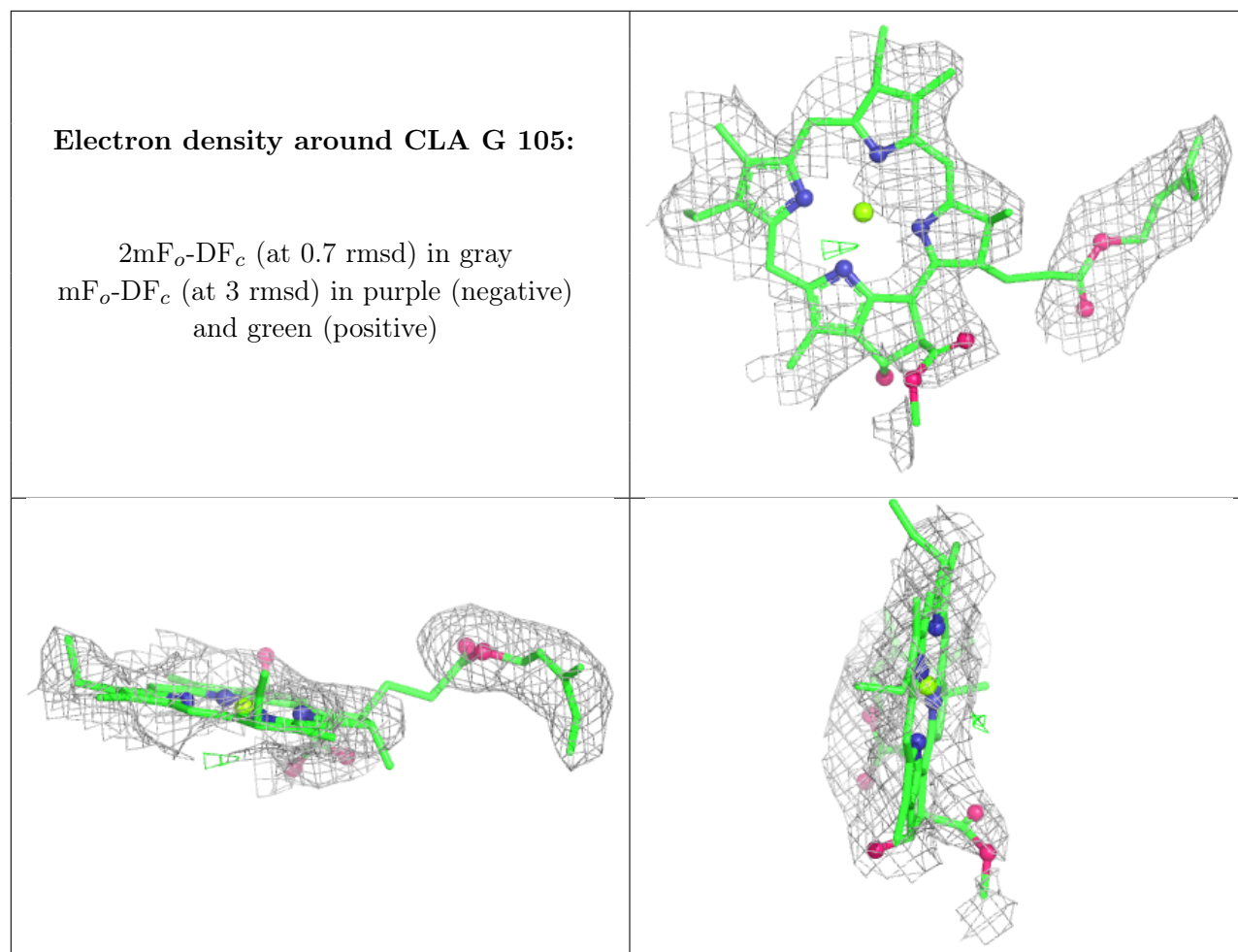
$2mF_o-DF_c$ (at 0.7 rmsd) in gray
 mF_o-DF_c (at 3 rmsd) in purple (negative)
and green (positive)

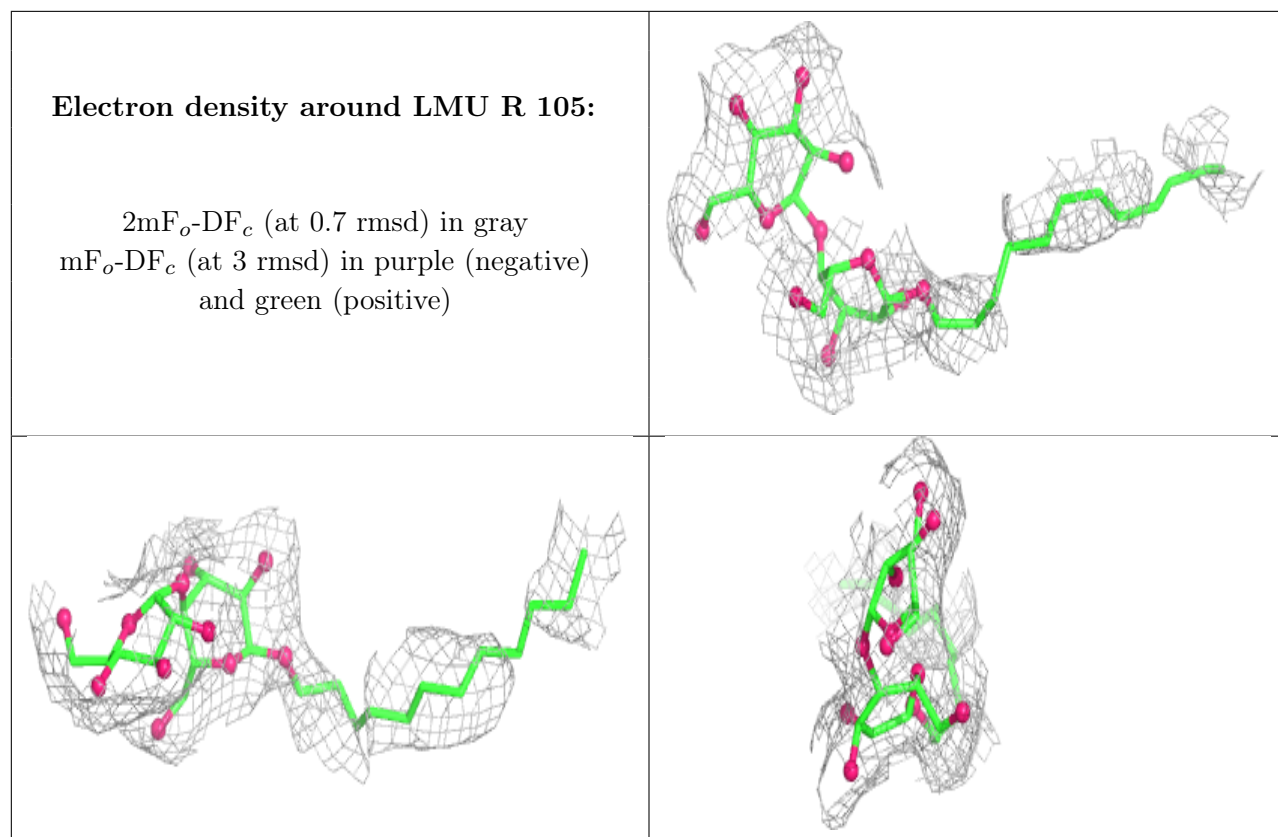
**Electron density around LMU E 101:**

$2mF_o-DF_c$ (at 0.7 rmsd) in gray
 mF_o-DF_c (at 3 rmsd) in purple (negative)
and green (positive)



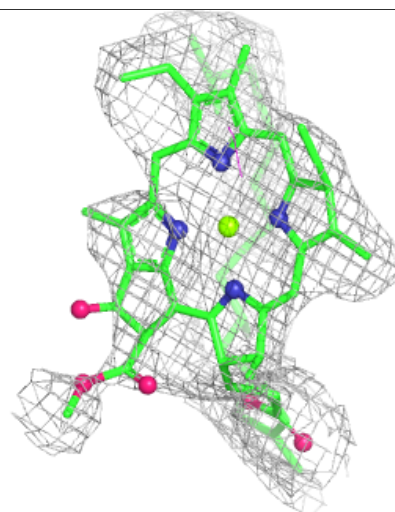
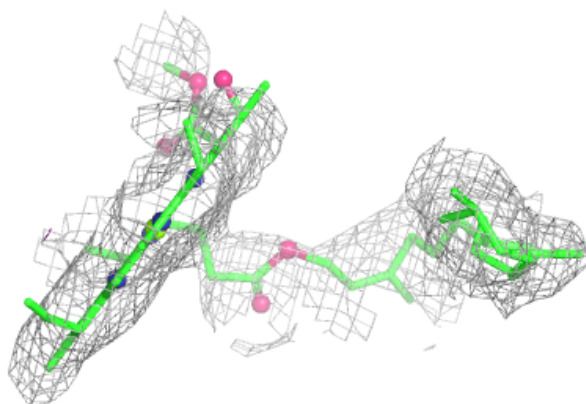
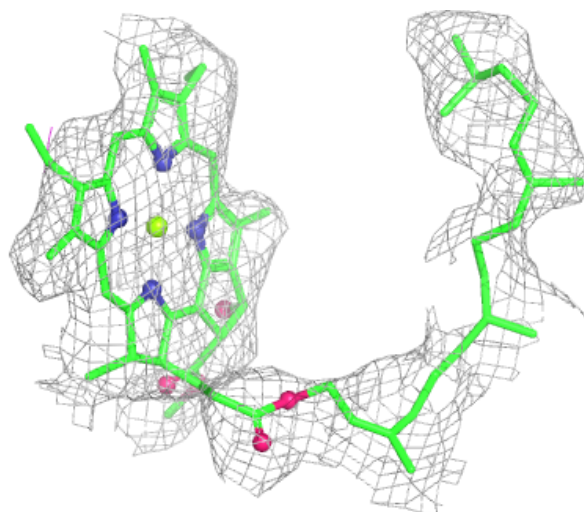






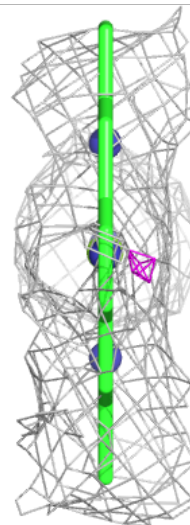
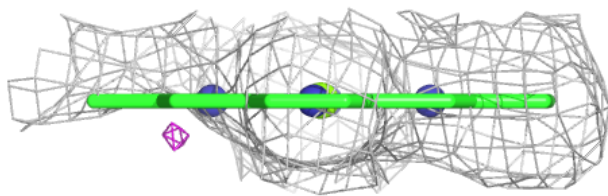
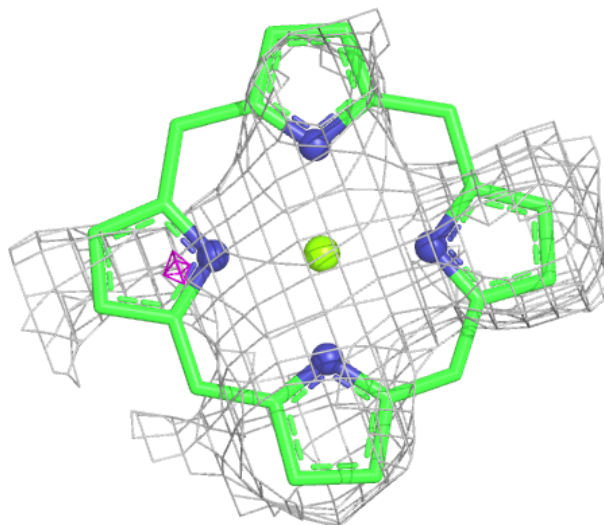
Electron density around CLA 3 310:

$2mF_o-DF_c$ (at 0.7 rmsd) in gray
 mF_o-DF_c (at 3 rmsd) in purple (negative)
and green (positive)



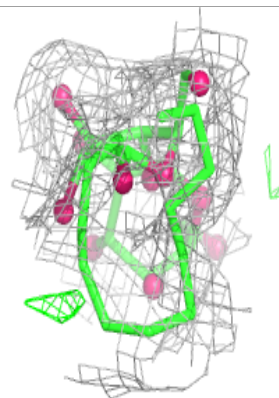
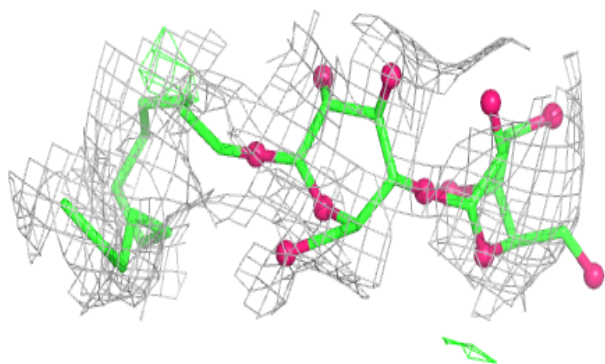
Electron density around CLA 3 302:

$2mF_o-DF_c$ (at 0.7 rmsd) in gray
 mF_o-DF_c (at 3 rmsd) in purple (negative)
and green (positive)



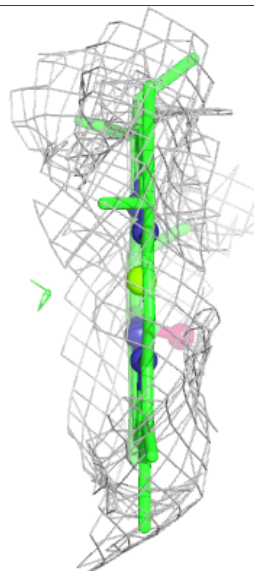
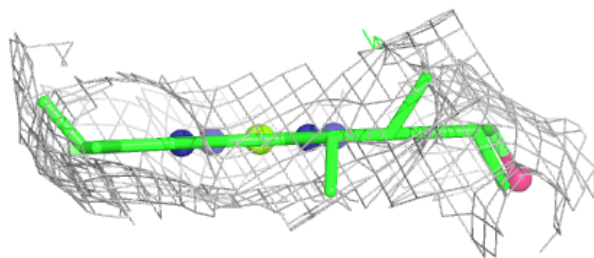
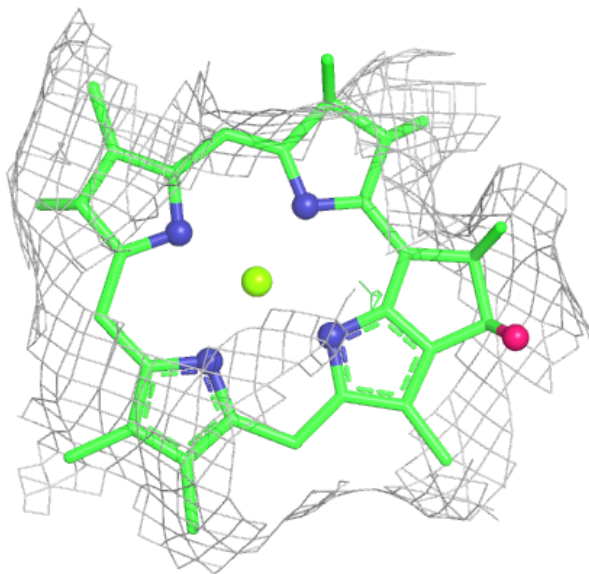
Electron density around LMU A 854:

$2mF_o-DF_c$ (at 0.7 rmsd) in gray
 mF_o-DF_c (at 3 rmsd) in purple (negative)
and green (positive)



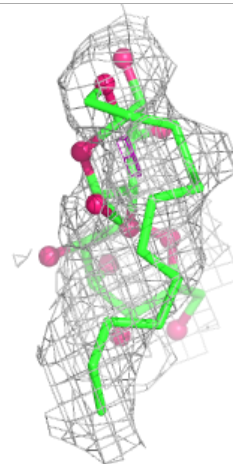
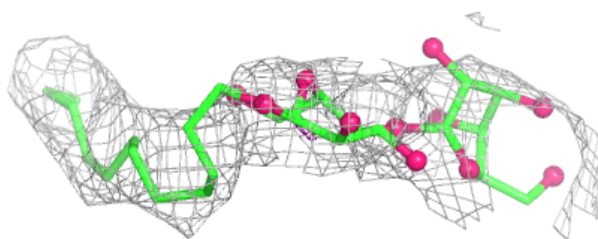
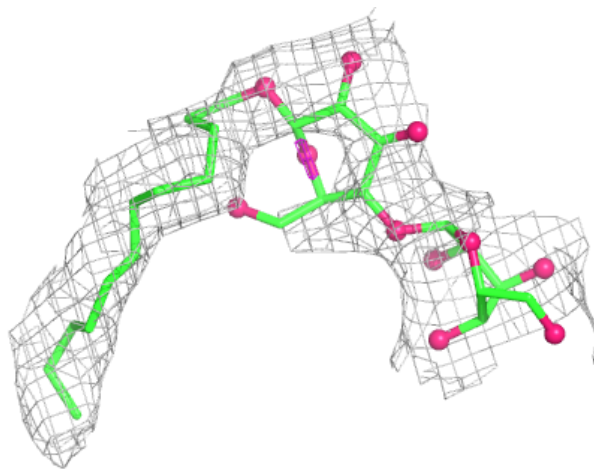
Electron density around CLA 3 303:

$2mF_o-DF_c$ (at 0.7 rmsd) in gray
 mF_o-DF_c (at 3 rmsd) in purple (negative)
and green (positive)



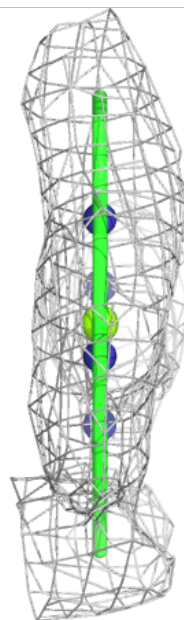
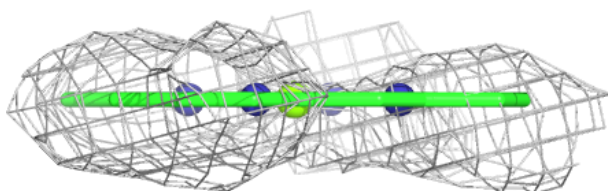
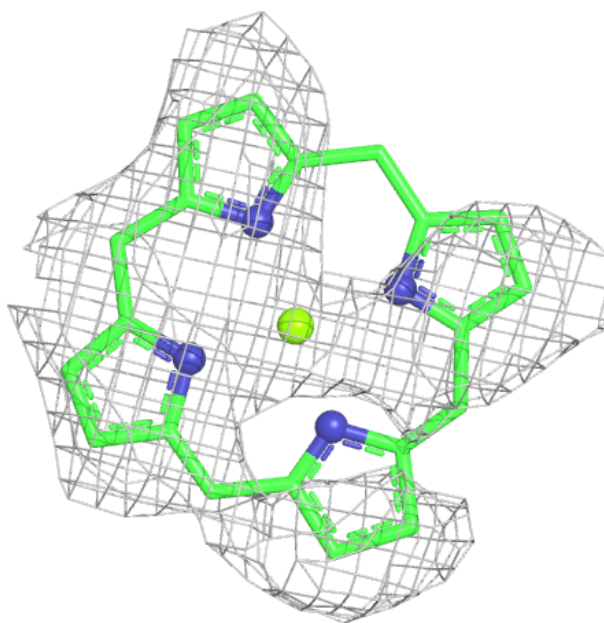
Electron density around LMU R 103:

$2mF_o-DF_c$ (at 0.7 rmsd) in gray
 mF_o-DF_c (at 3 rmsd) in purple (negative)
and green (positive)



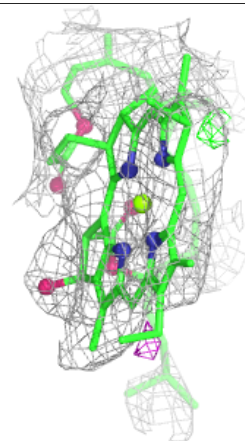
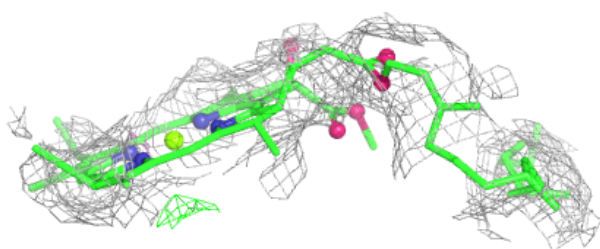
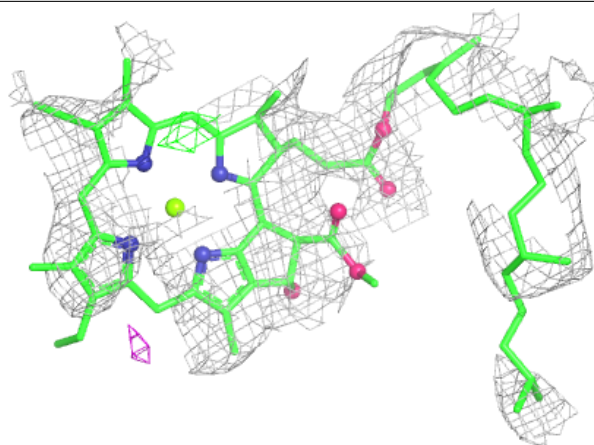
Electron density around CLA 3 313:

$2mF_o-DF_c$ (at 0.7 rmsd) in gray
 mF_o-DF_c (at 3 rmsd) in purple (negative)
and green (positive)

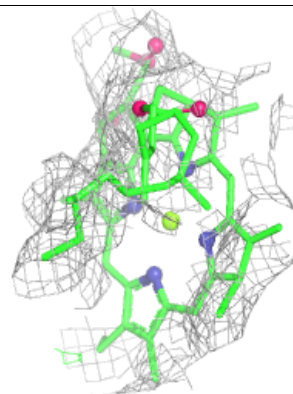
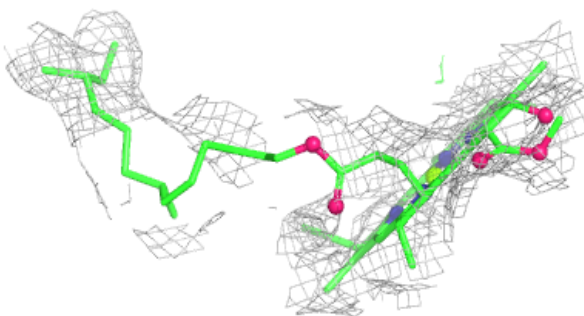
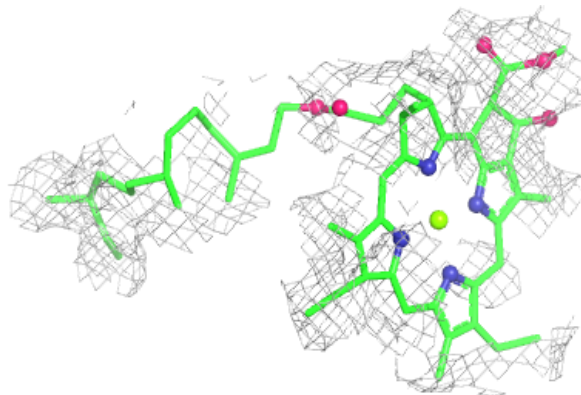


Electron density around CLA R 108:

$2mF_o-DF_c$ (at 0.7 rmsd) in gray
 mF_o-DF_c (at 3 rmsd) in purple (negative)
and green (positive)

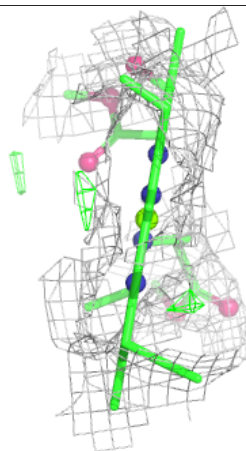
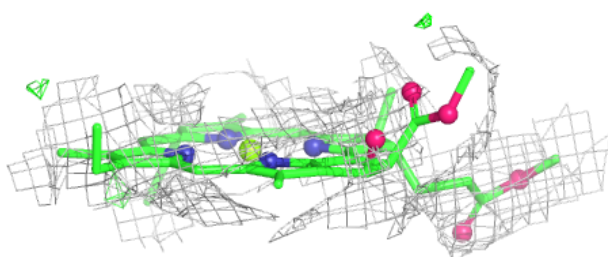
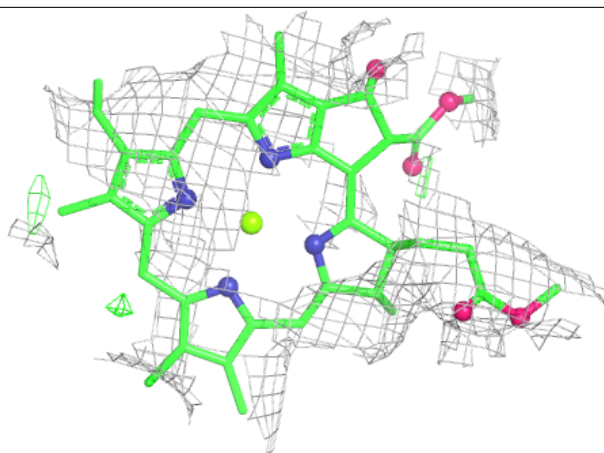
**Electron density around CLA 2 312:**

$2mF_o-DF_c$ (at 0.7 rmsd) in gray
 mF_o-DF_c (at 3 rmsd) in purple (negative)
and green (positive)

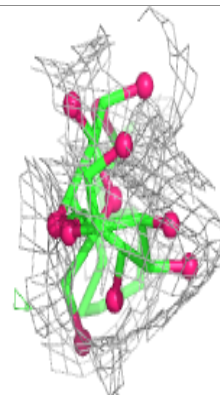
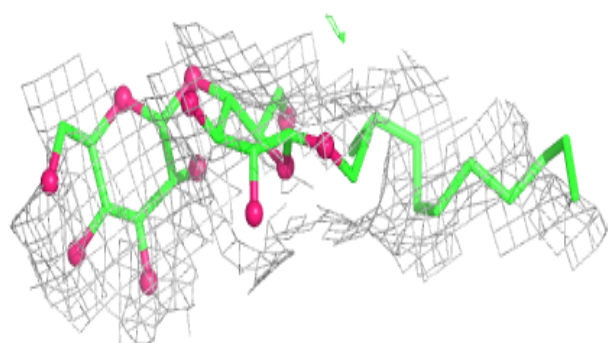
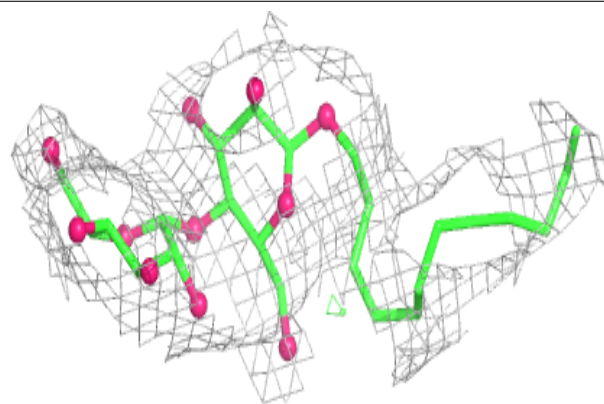


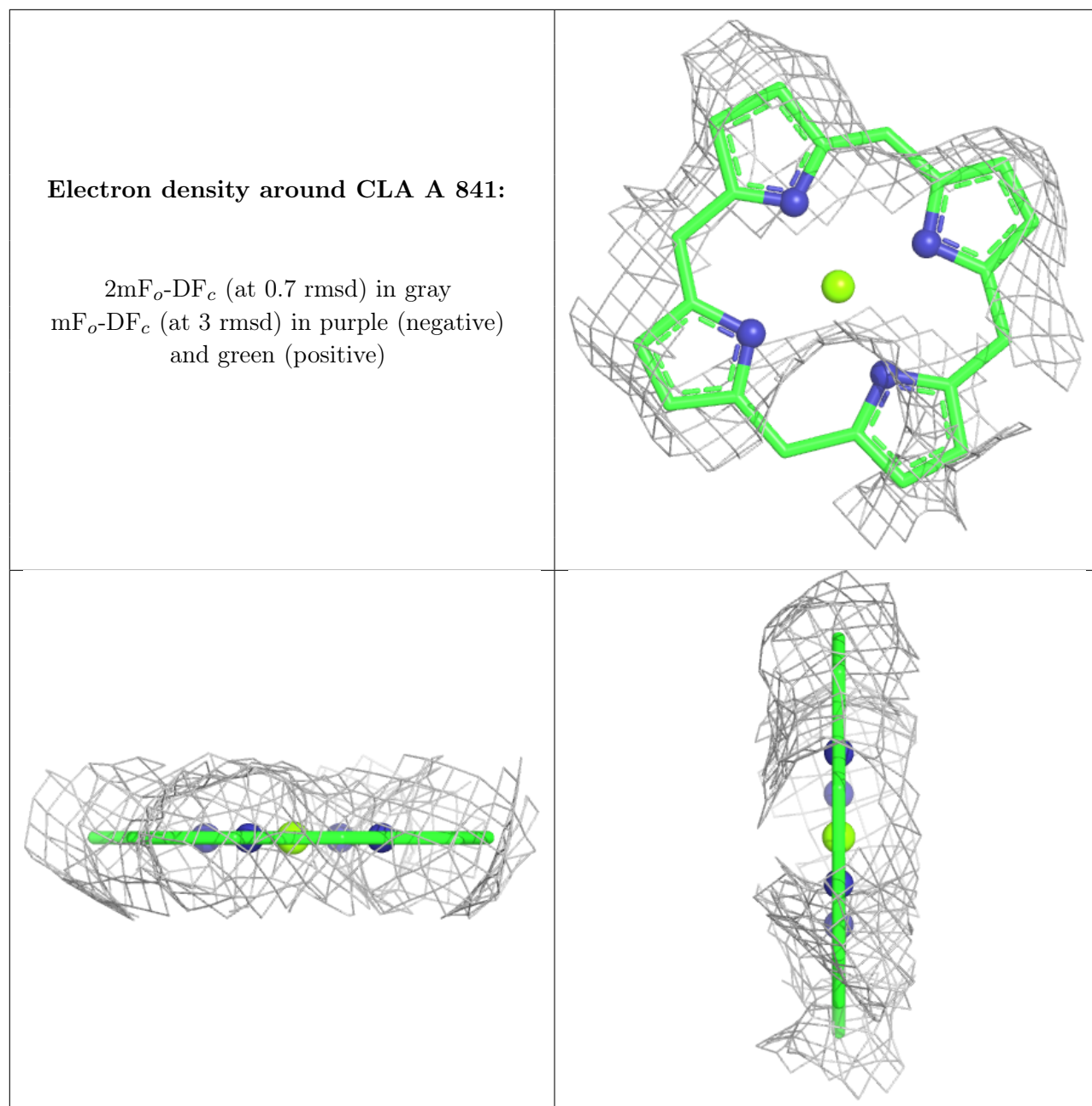
Electron density around CLA K 101:

$2mF_o-DF_c$ (at 0.7 rmsd) in gray
 mF_o-DF_c (at 3 rmsd) in purple (negative)
and green (positive)

**Electron density around LMU K 107:**

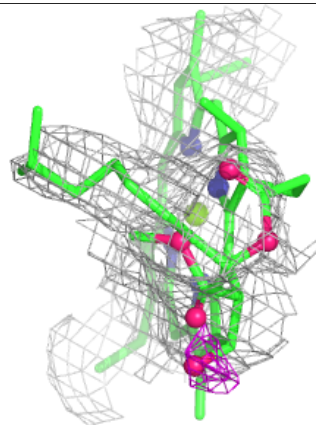
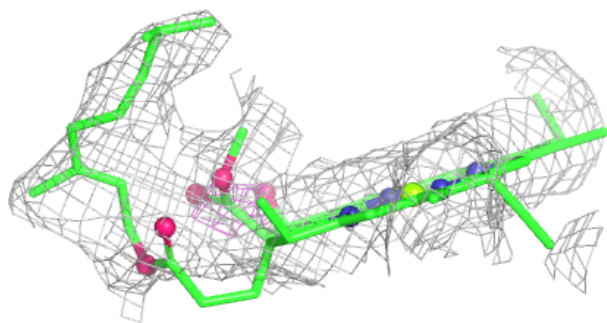
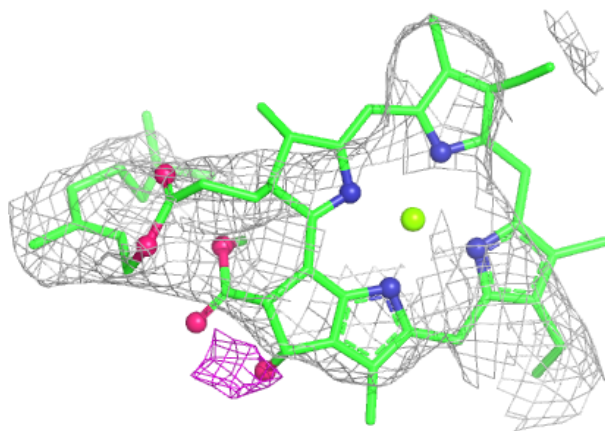
$2mF_o-DF_c$ (at 0.7 rmsd) in gray
 mF_o-DF_c (at 3 rmsd) in purple (negative)
and green (positive)



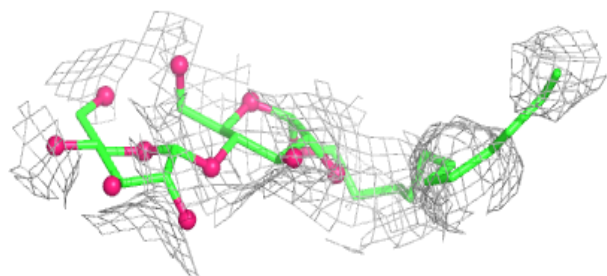
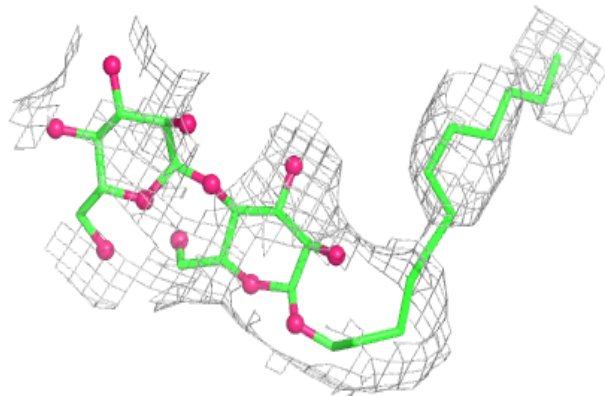


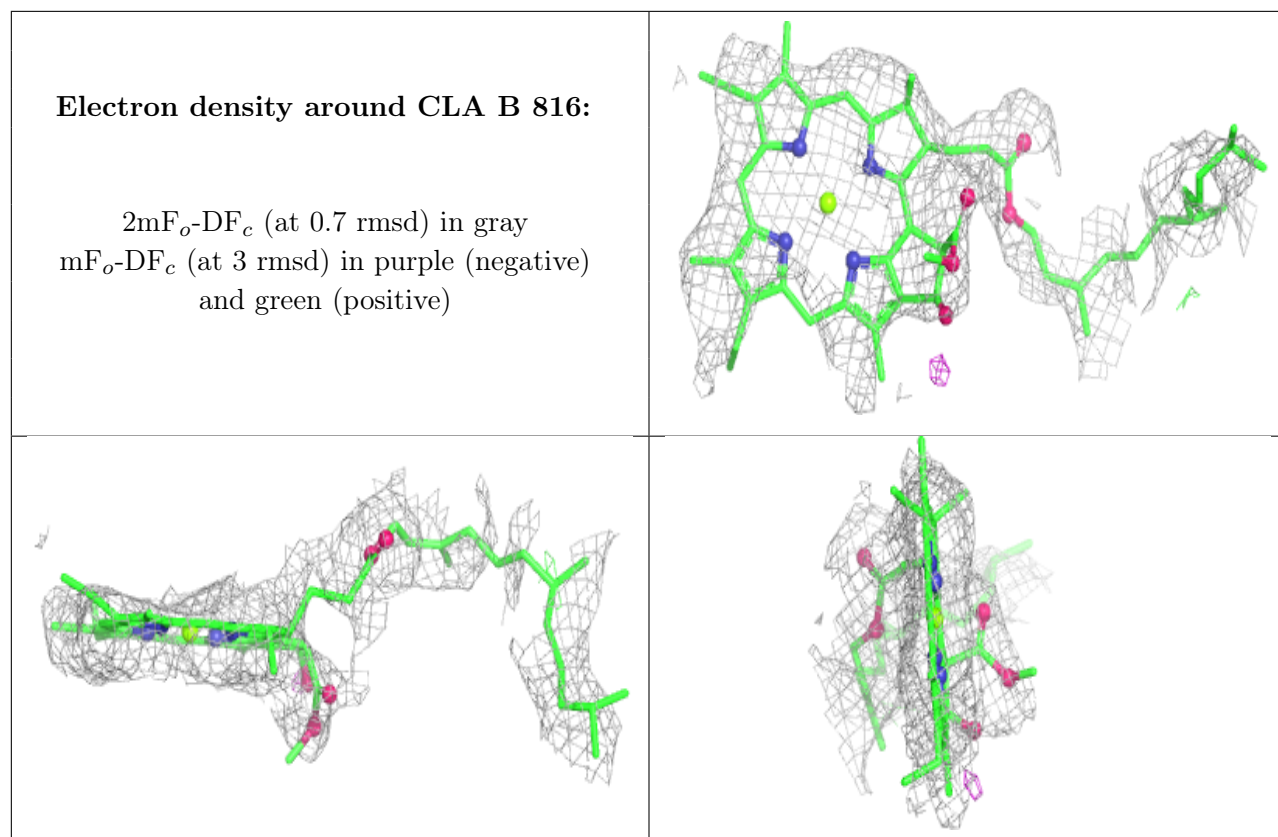
Electron density around CLA L 202:

$2mF_o-DF_c$ (at 0.7 rmsd) in gray
 mF_o-DF_c (at 3 rmsd) in purple (negative)
and green (positive)

**Electron density around LMU R 106:**

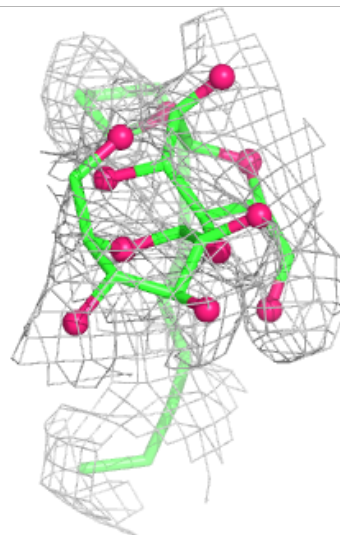
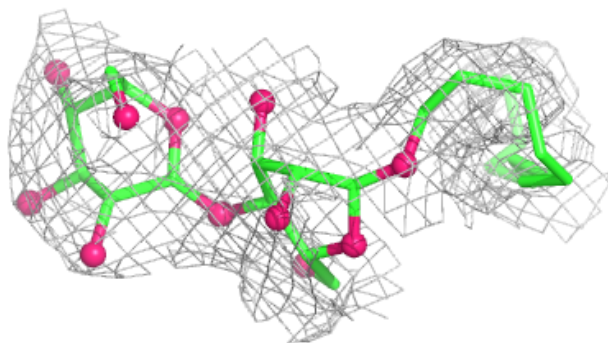
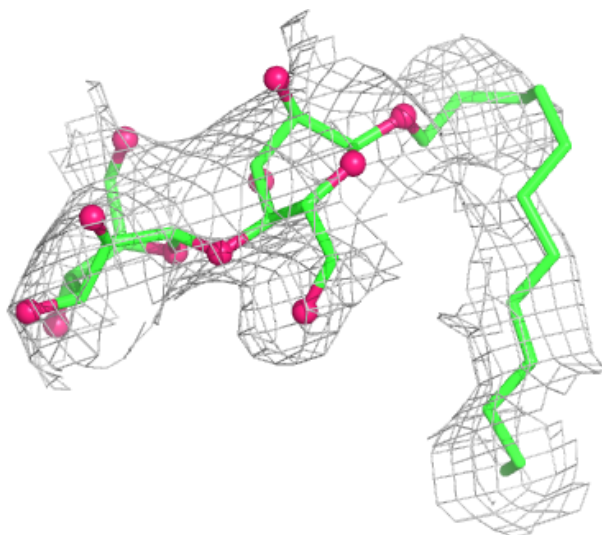
$2mF_o-DF_c$ (at 0.7 rmsd) in gray
 mF_o-DF_c (at 3 rmsd) in purple (negative)
and green (positive)

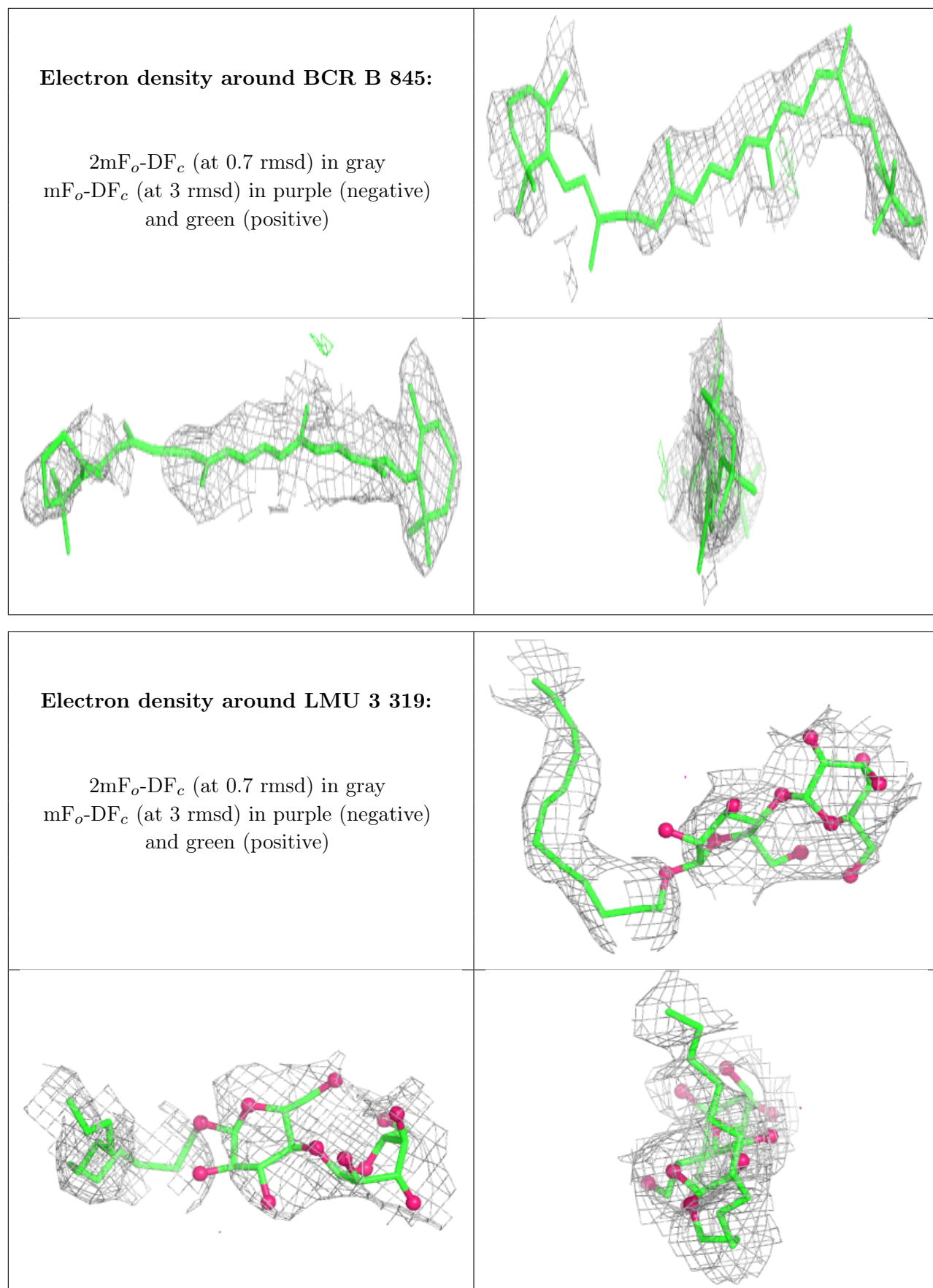




Electron density around LMU R 101:

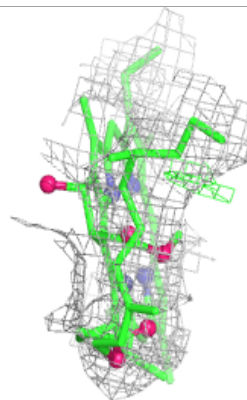
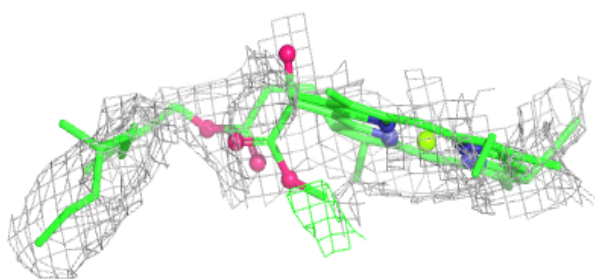
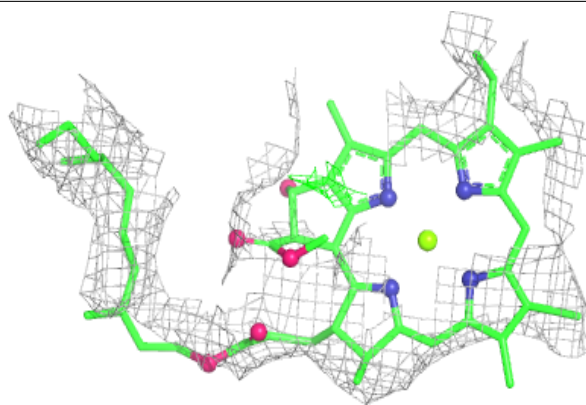
$2mF_o-DF_c$ (at 0.7 rmsd) in gray
 mF_o-DF_c (at 3 rmsd) in purple (negative)
and green (positive)




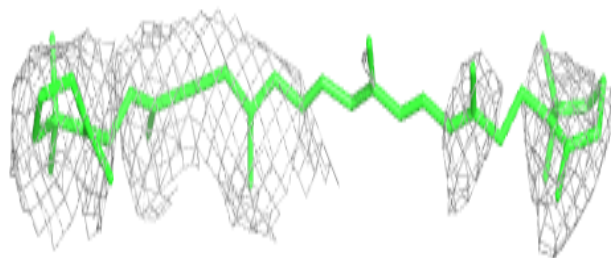
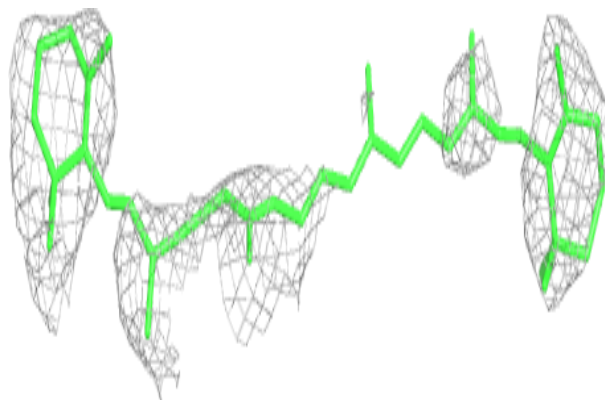


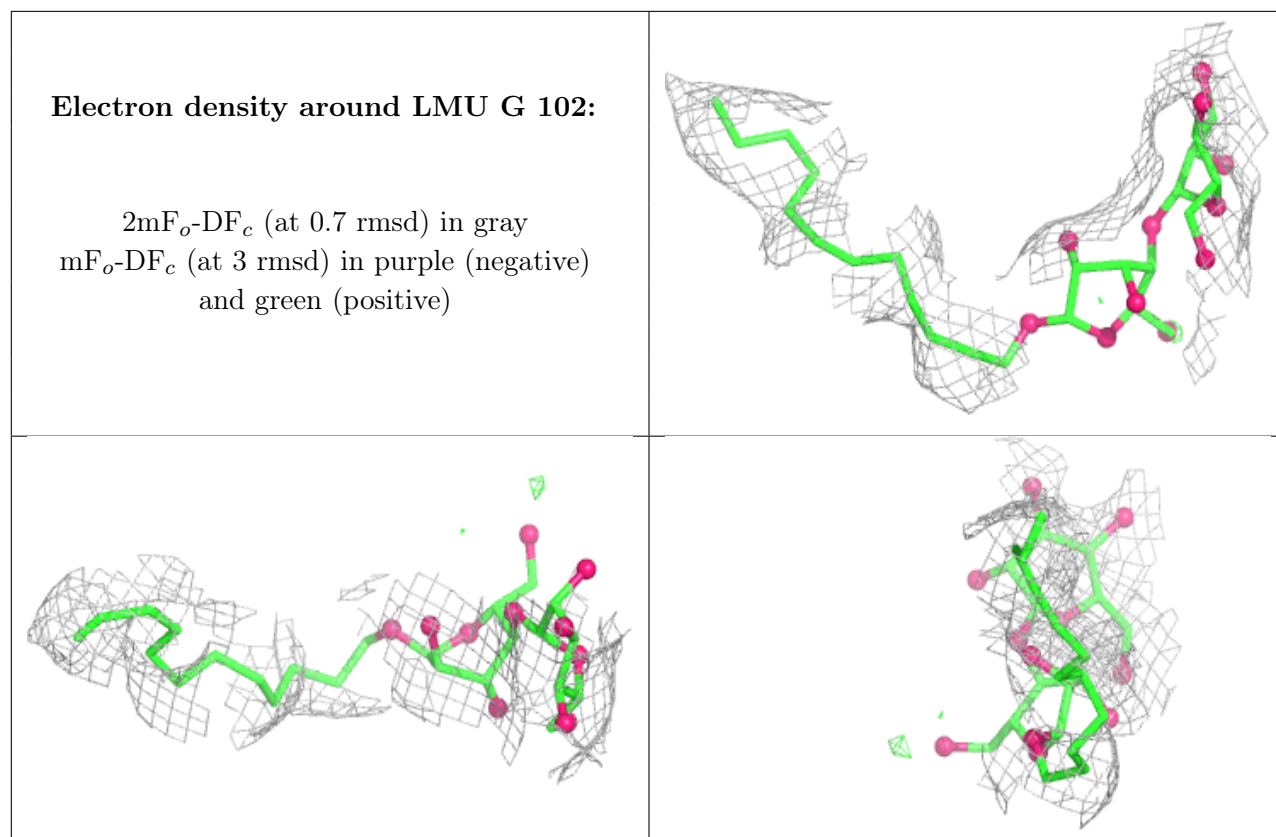
Electron density around CLA R 107:

$2mF_o-DF_c$ (at 0.7 rmsd) in gray
 mF_o-DF_c (at 3 rmsd) in purple (negative)
and green (positive)

**Electron density around BCR L 211:**

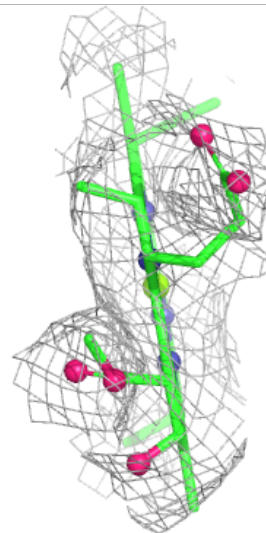
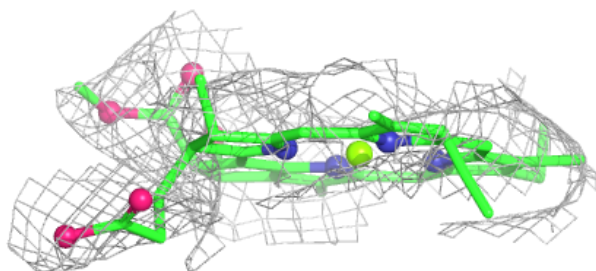
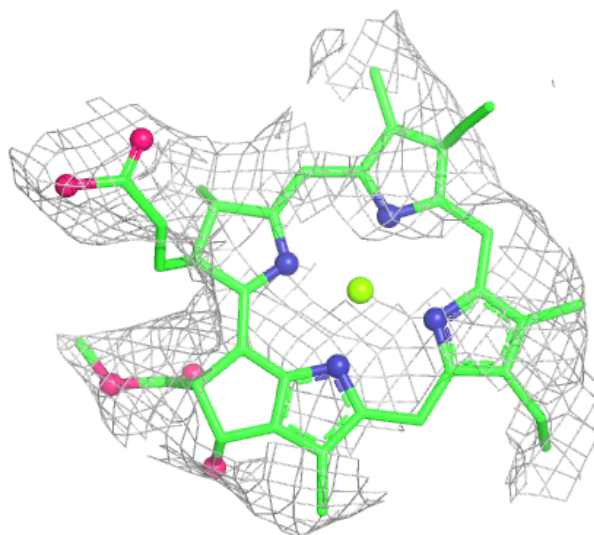
$2mF_o-DF_c$ (at 0.7 rmsd) in gray
 mF_o-DF_c (at 3 rmsd) in purple (negative)
and green (positive)





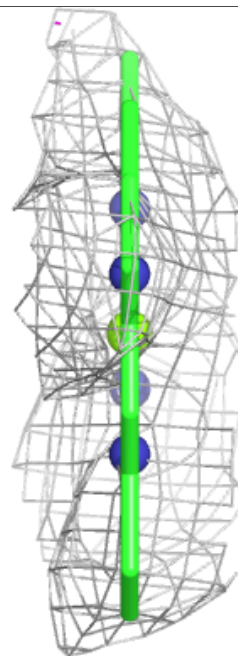
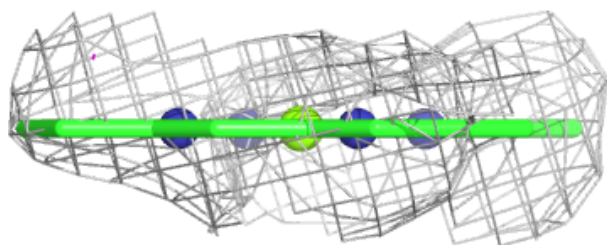
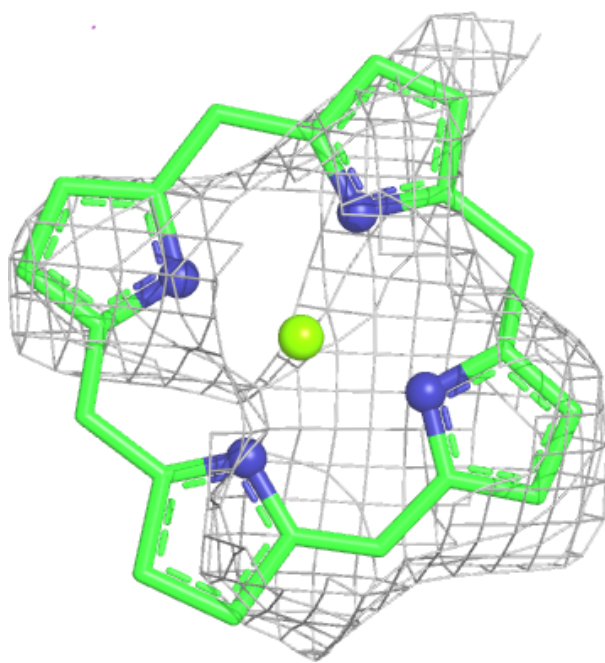
Electron density around CLA A 833:

$2mF_o-DF_c$ (at 0.7 rmsd) in gray
 mF_o-DF_c (at 3 rmsd) in purple (negative)
and green (positive)



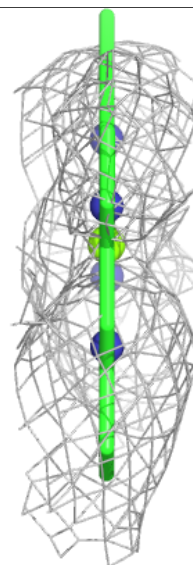
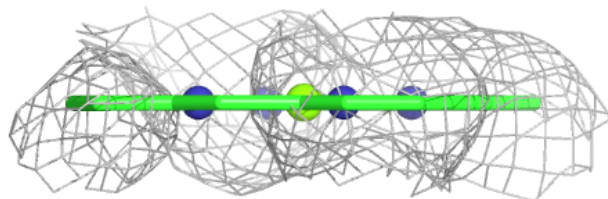
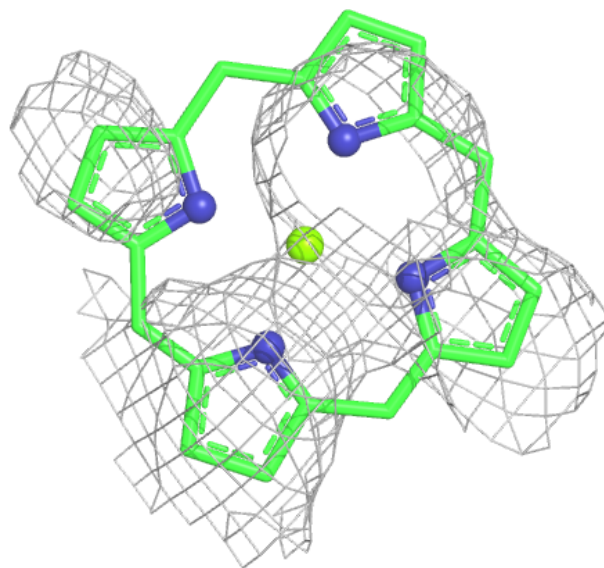
Electron density around CLA 2 301:

$2mF_o-DF_c$ (at 0.7 rmsd) in gray
 mF_o-DF_c (at 3 rmsd) in purple (negative)
and green (positive)



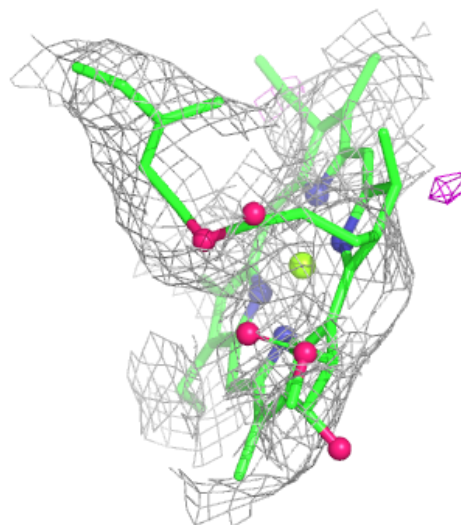
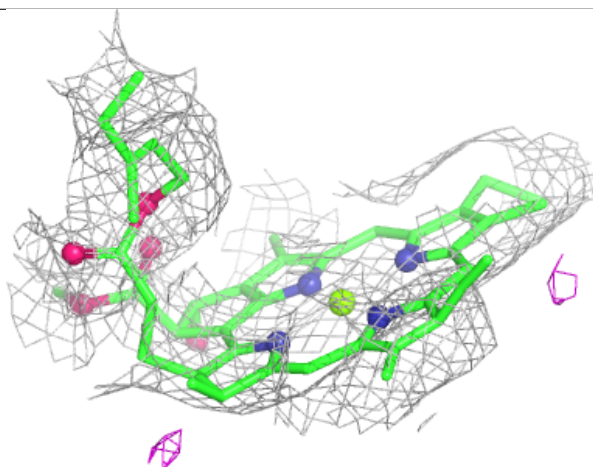
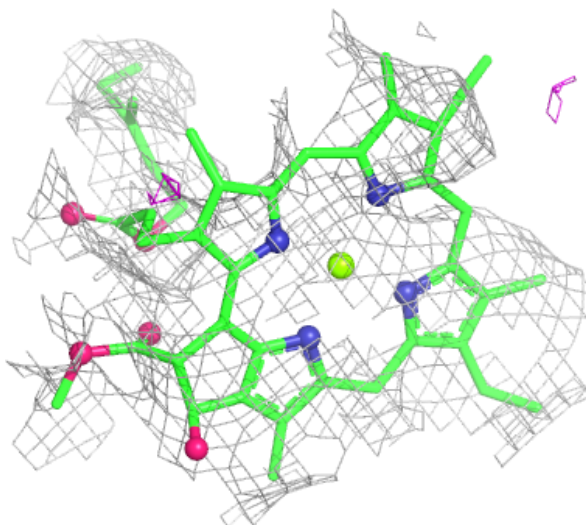
Electron density around CLA 2 304:

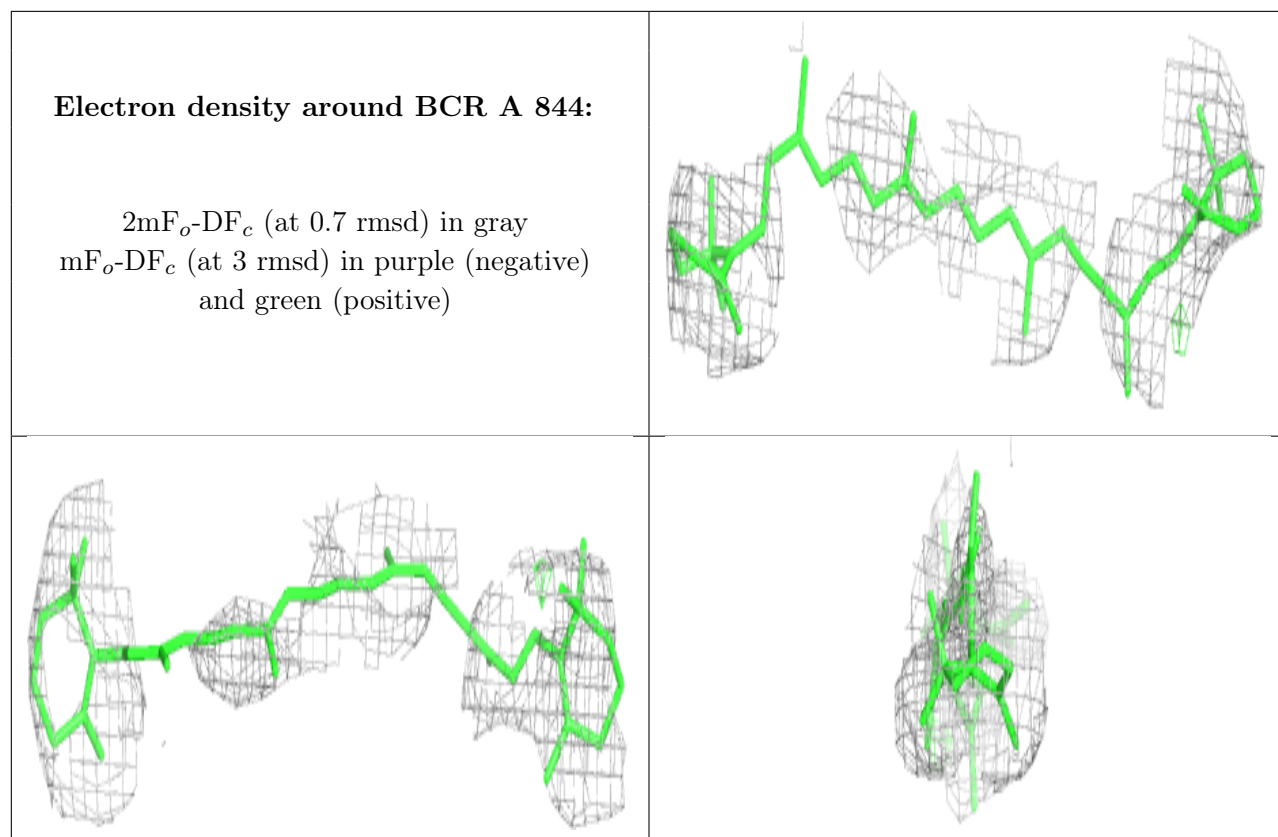
$2mF_o-DF_c$ (at 0.7 rmsd) in gray
 mF_o-DF_c (at 3 rmsd) in purple (negative)
and green (positive)



Electron density around CLA 1 207:

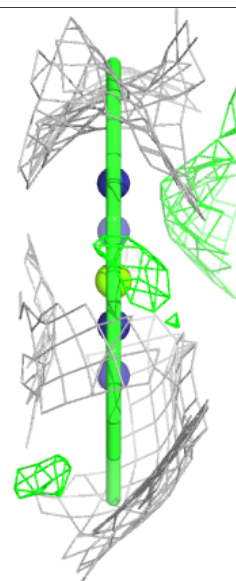
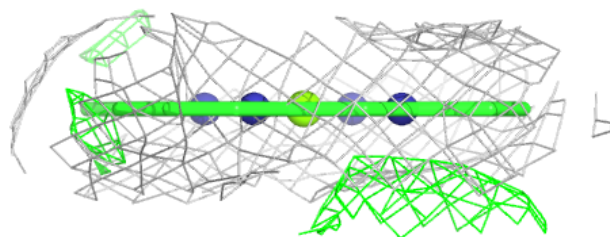
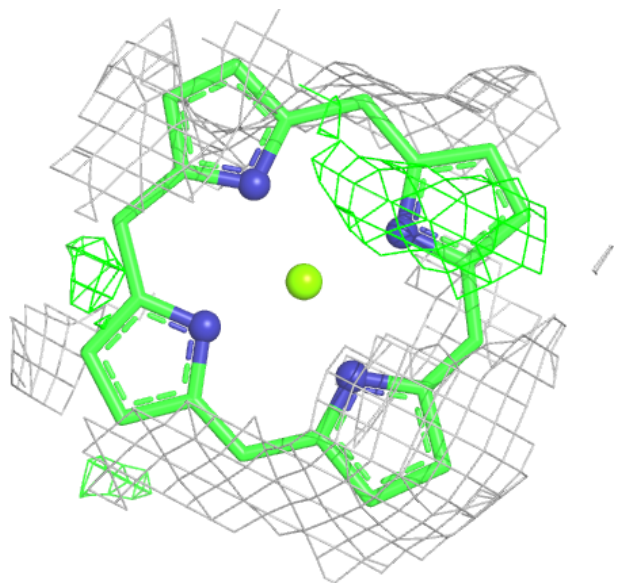
$2mF_o-DF_c$ (at 0.7 rmsd) in gray
 mF_o-DF_c (at 3 rmsd) in purple (negative)
and green (positive)





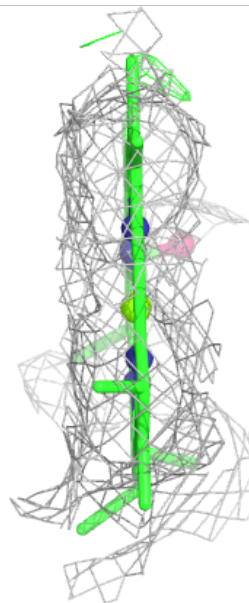
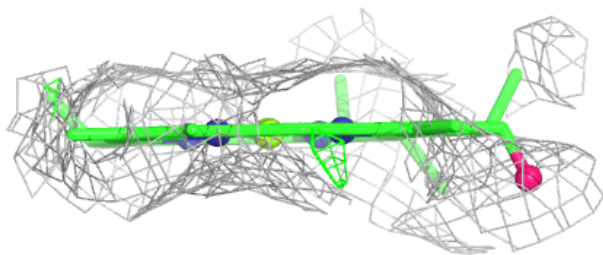
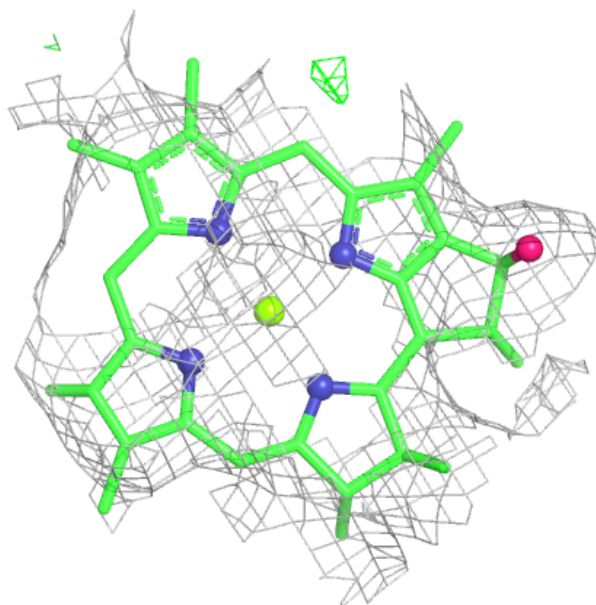
Electron density around CLA 1 208:

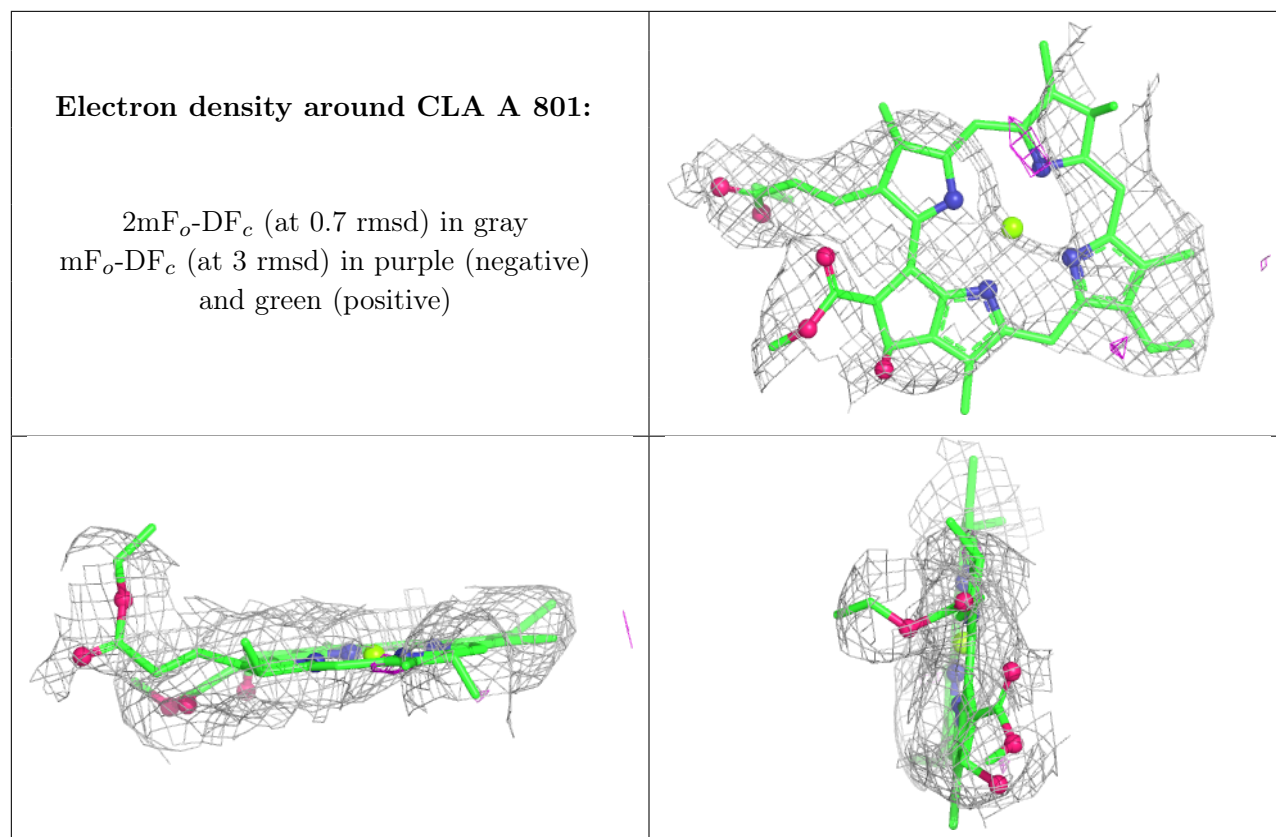
$2mF_o-DF_c$ (at 0.7 rmsd) in gray
 mF_o-DF_c (at 3 rmsd) in purple (negative)
and green (positive)



Electron density around CLA 1 205:

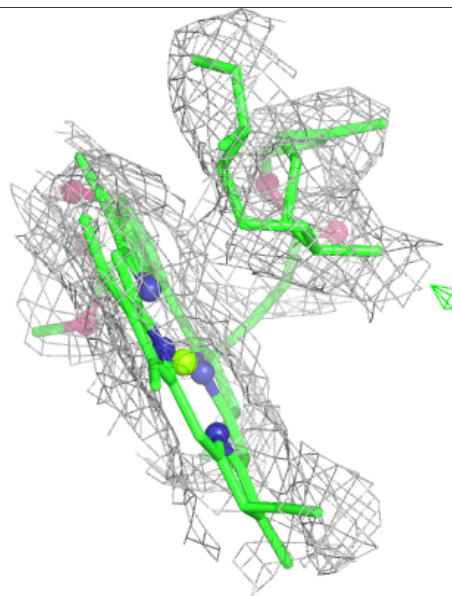
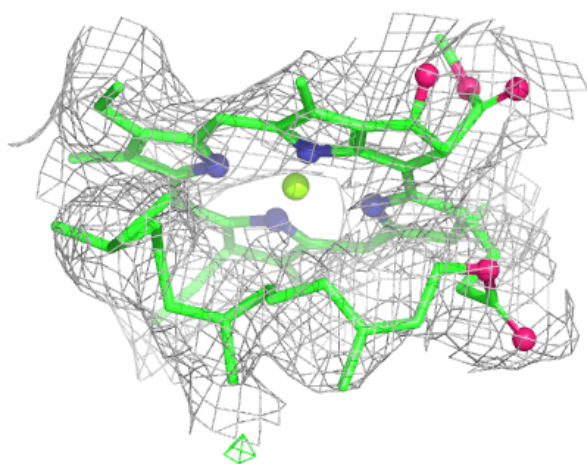
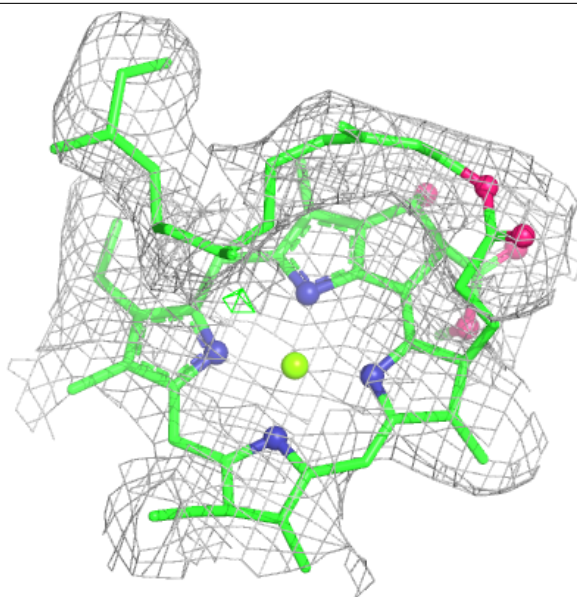
$2mF_o-DF_c$ (at 0.7 rmsd) in gray
 mF_o-DF_c (at 3 rmsd) in purple (negative)
and green (positive)





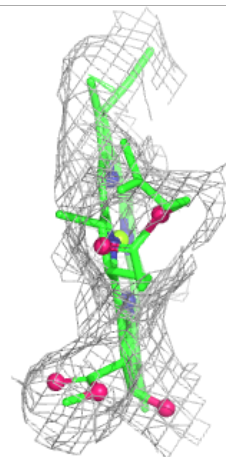
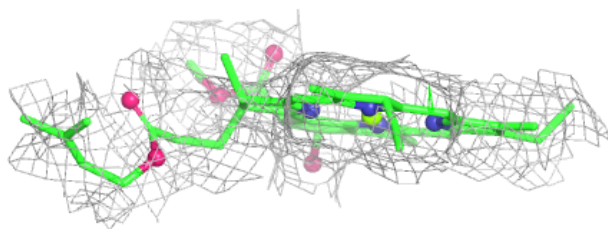
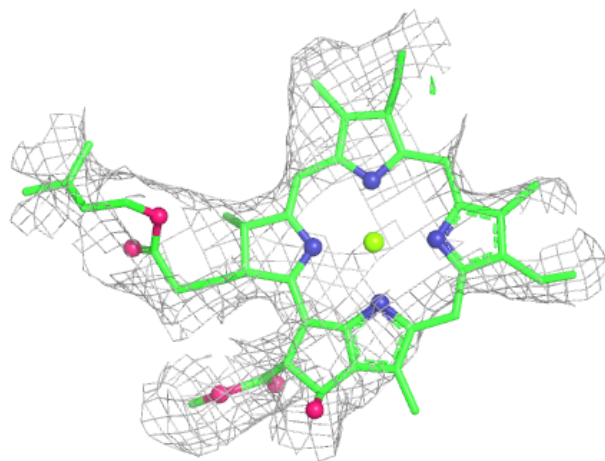
Electron density around CLA 1 206:

$2mF_o-DF_c$ (at 0.7 rmsd) in gray
 mF_o-DF_c (at 3 rmsd) in purple (negative)
and green (positive)



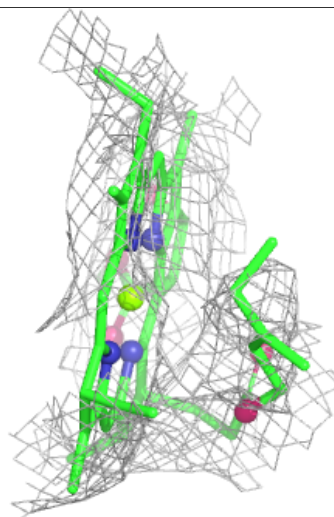
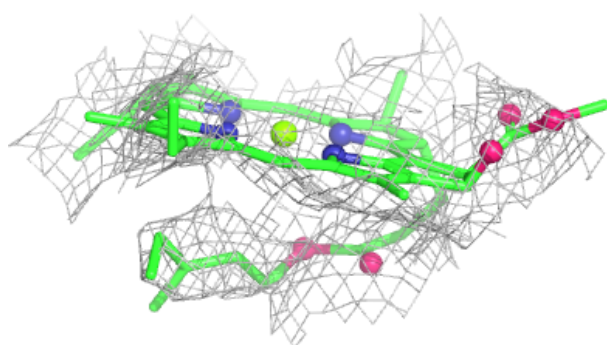
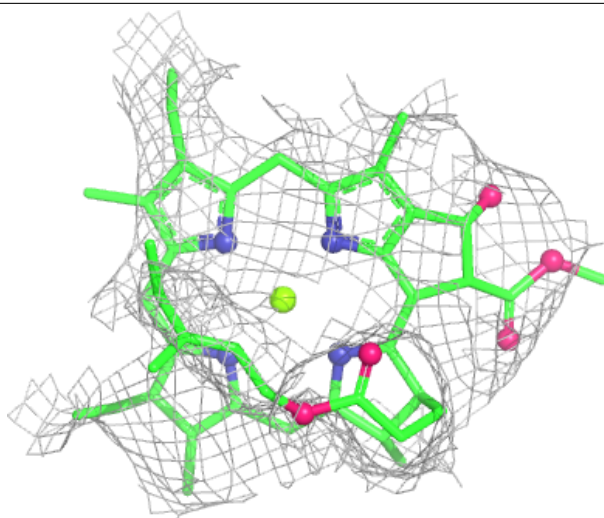
Electron density around CLA 2 305:

$2mF_o-DF_c$ (at 0.7 rmsd) in gray
 mF_o-DF_c (at 3 rmsd) in purple (negative)
and green (positive)



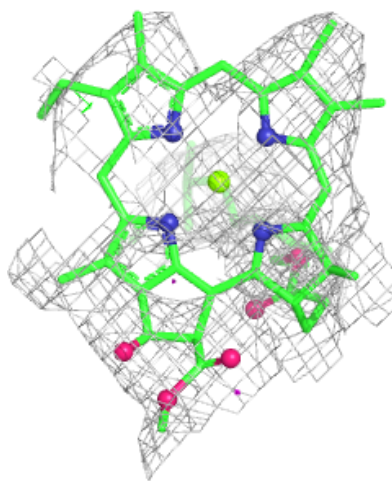
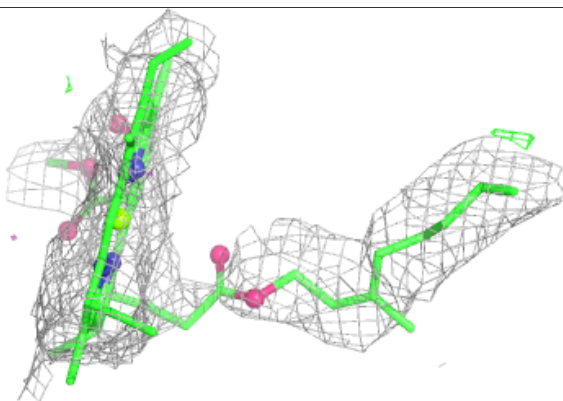
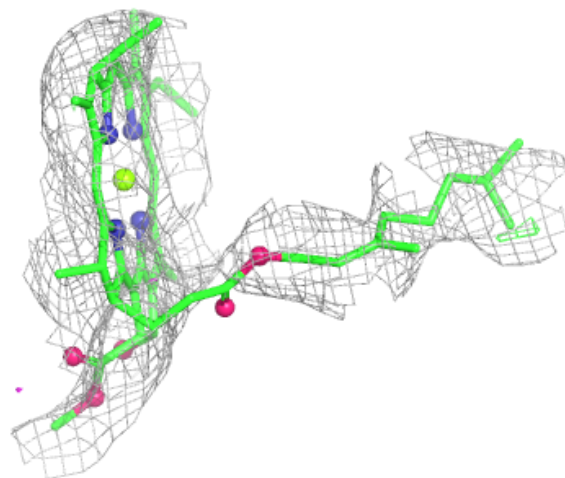
Electron density around CLA A 820:

$2mF_o-DF_c$ (at 0.7 rmsd) in gray
 mF_o-DF_c (at 3 rmsd) in purple (negative)
and green (positive)



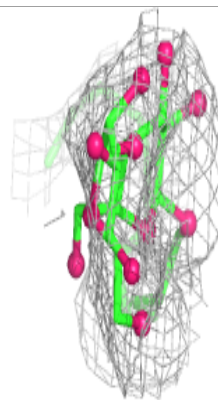
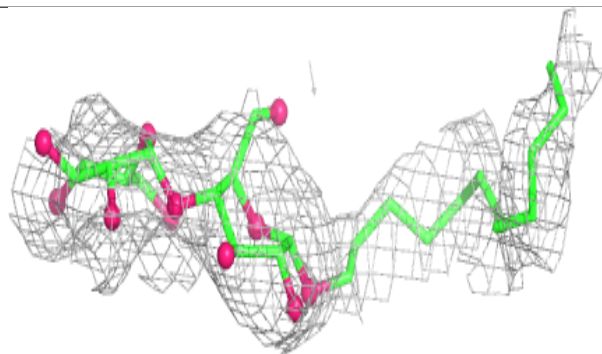
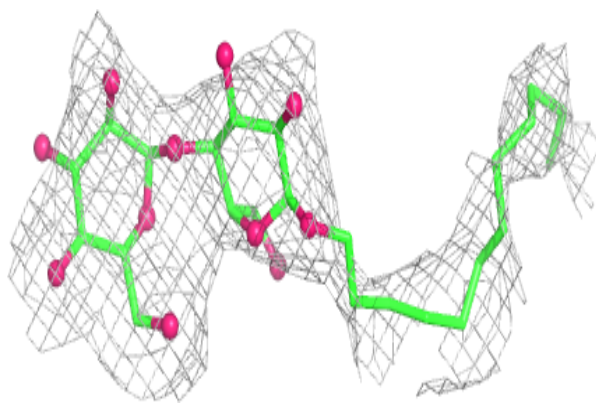
Electron density around CLA 4 301:

$2mF_o-DF_c$ (at 0.7 rmsd) in gray
 mF_o-DF_c (at 3 rmsd) in purple (negative)
and green (positive)



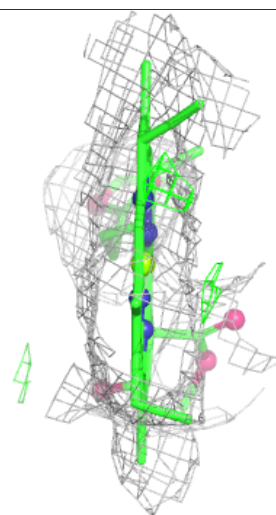
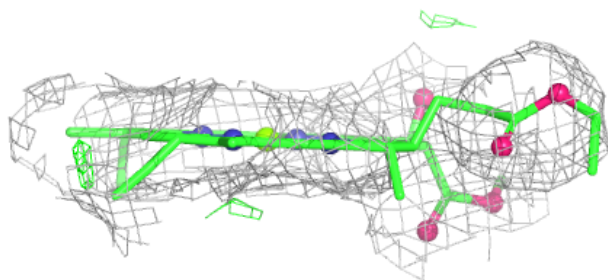
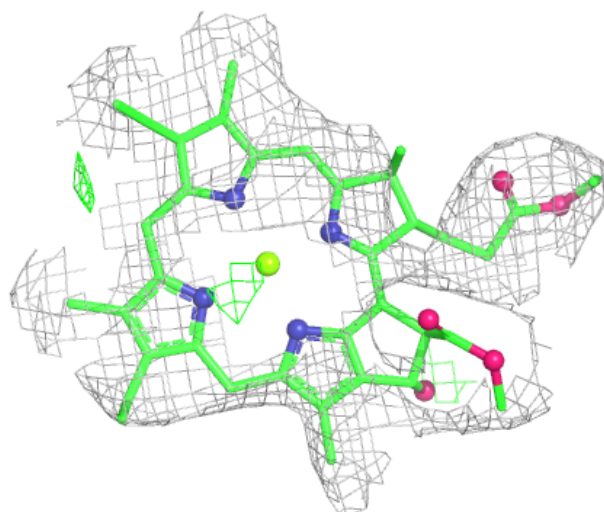
Electron density around LMU C 101:

$2mF_o-DF_c$ (at 0.7 rmsd) in gray
 mF_o-DF_c (at 3 rmsd) in purple (negative)
and green (positive)



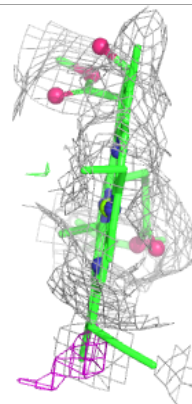
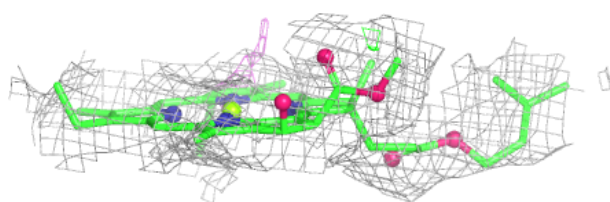
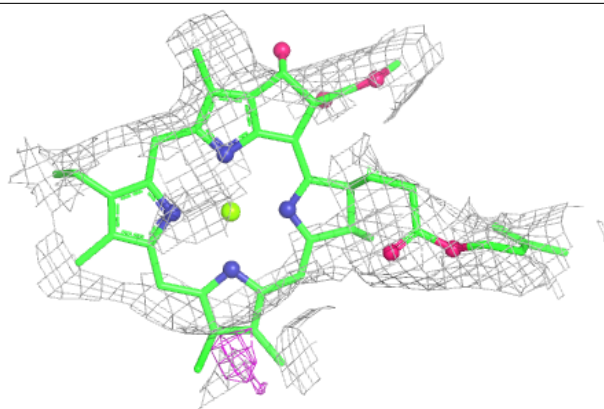
Electron density around CLA 1 203:

$2mF_o-DF_c$ (at 0.7 rmsd) in gray
 mF_o-DF_c (at 3 rmsd) in purple (negative)
and green (positive)

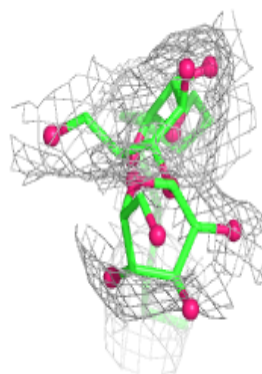
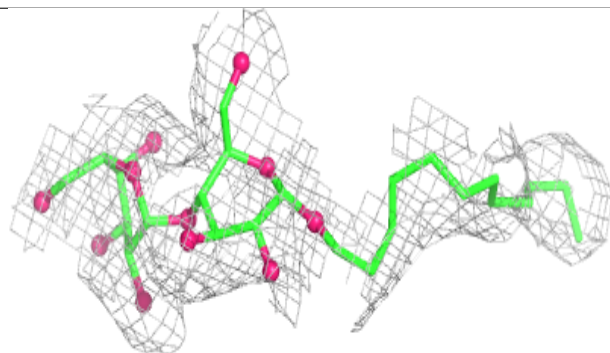
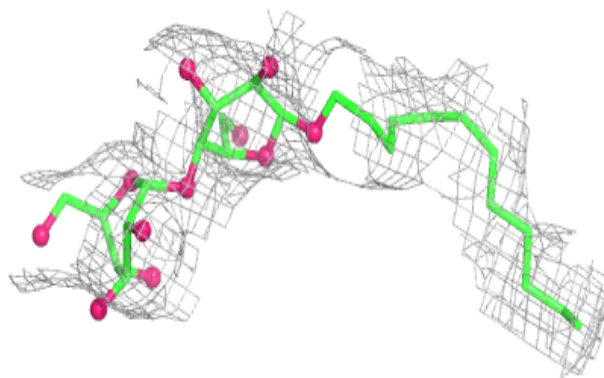


Electron density around CLA K 102:

$2mF_o-DF_c$ (at 0.7 rmsd) in gray
 mF_o-DF_c (at 3 rmsd) in purple (negative)
and green (positive)

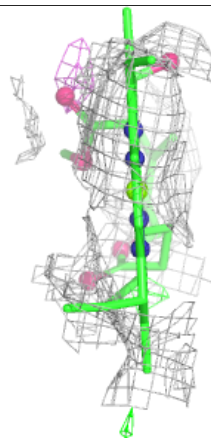
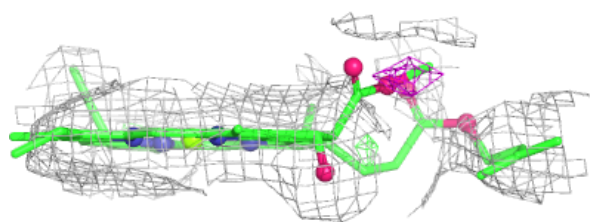
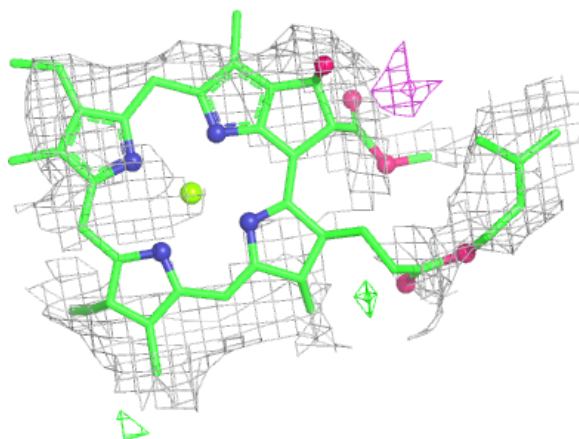
**Electron density around LMU 2 320:**

$2mF_o-DF_c$ (at 0.7 rmsd) in gray
 mF_o-DF_c (at 3 rmsd) in purple (negative)
and green (positive)



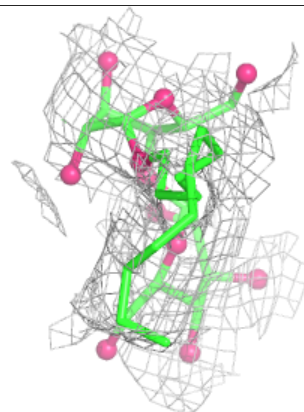
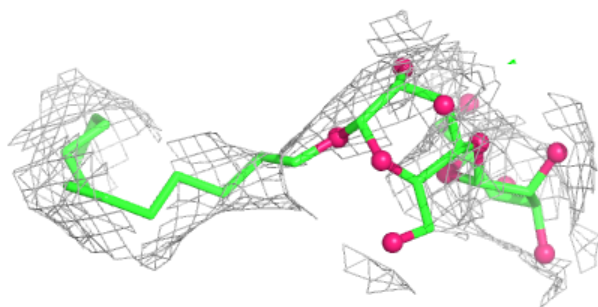
Electron density around CLA 2 311:

$2mF_o-DF_c$ (at 0.7 rmsd) in gray
 mF_o-DF_c (at 3 rmsd) in purple (negative)
and green (positive)



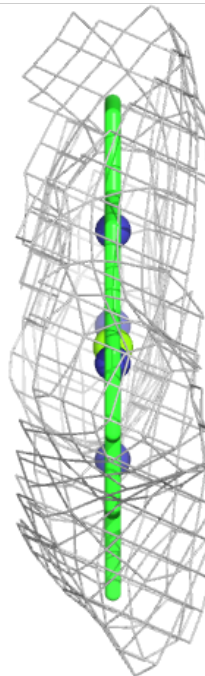
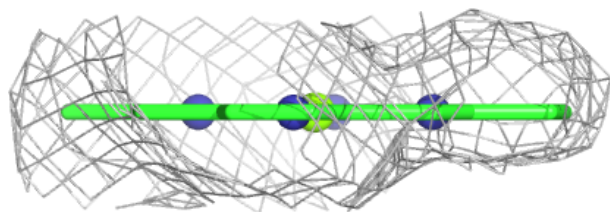
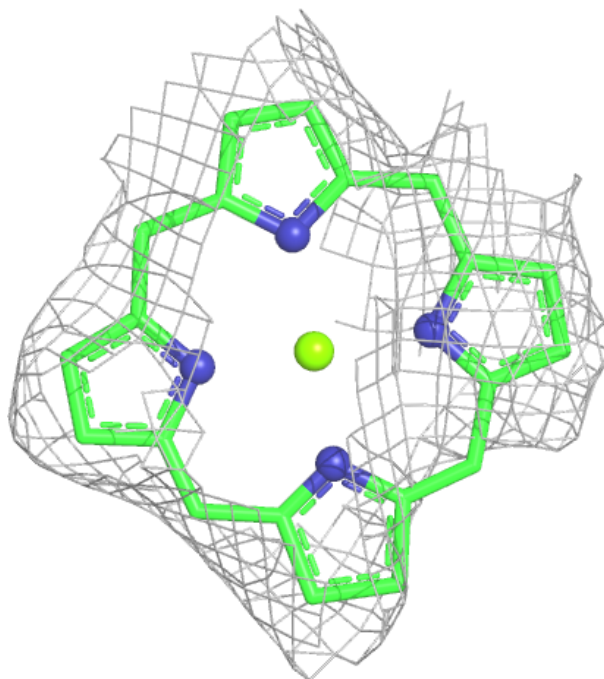
Electron density around LMU K 105:

$2mF_o-DF_c$ (at 0.7 rmsd) in gray
 mF_o-DF_c (at 3 rmsd) in purple (negative)
and green (positive)



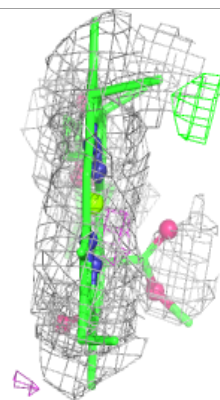
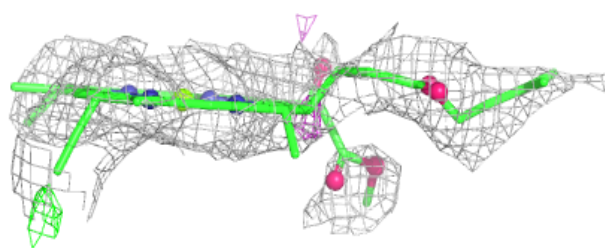
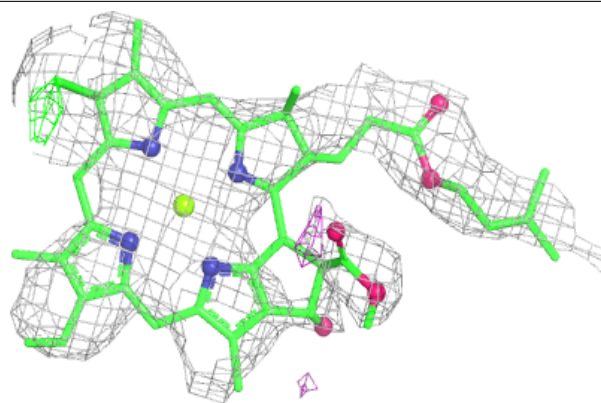
Electron density around CLA 3 317:

$2mF_o-DF_c$ (at 0.7 rmsd) in gray
 mF_o-DF_c (at 3 rmsd) in purple (negative)
and green (positive)

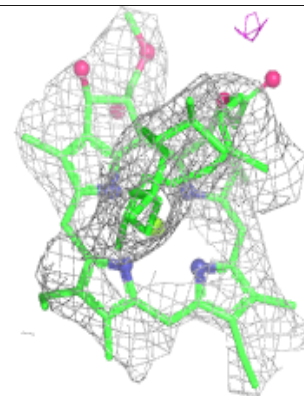
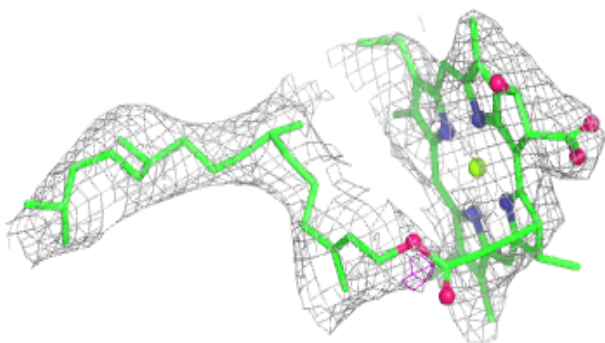
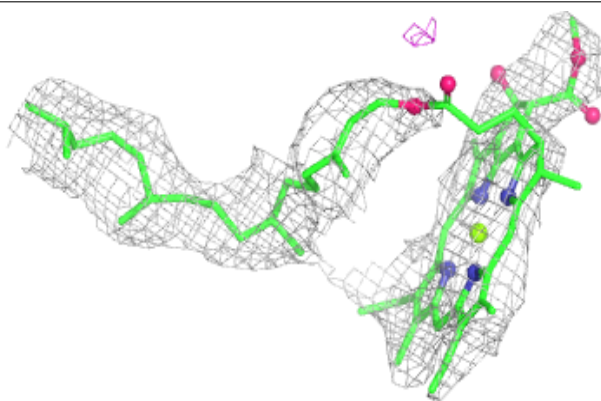


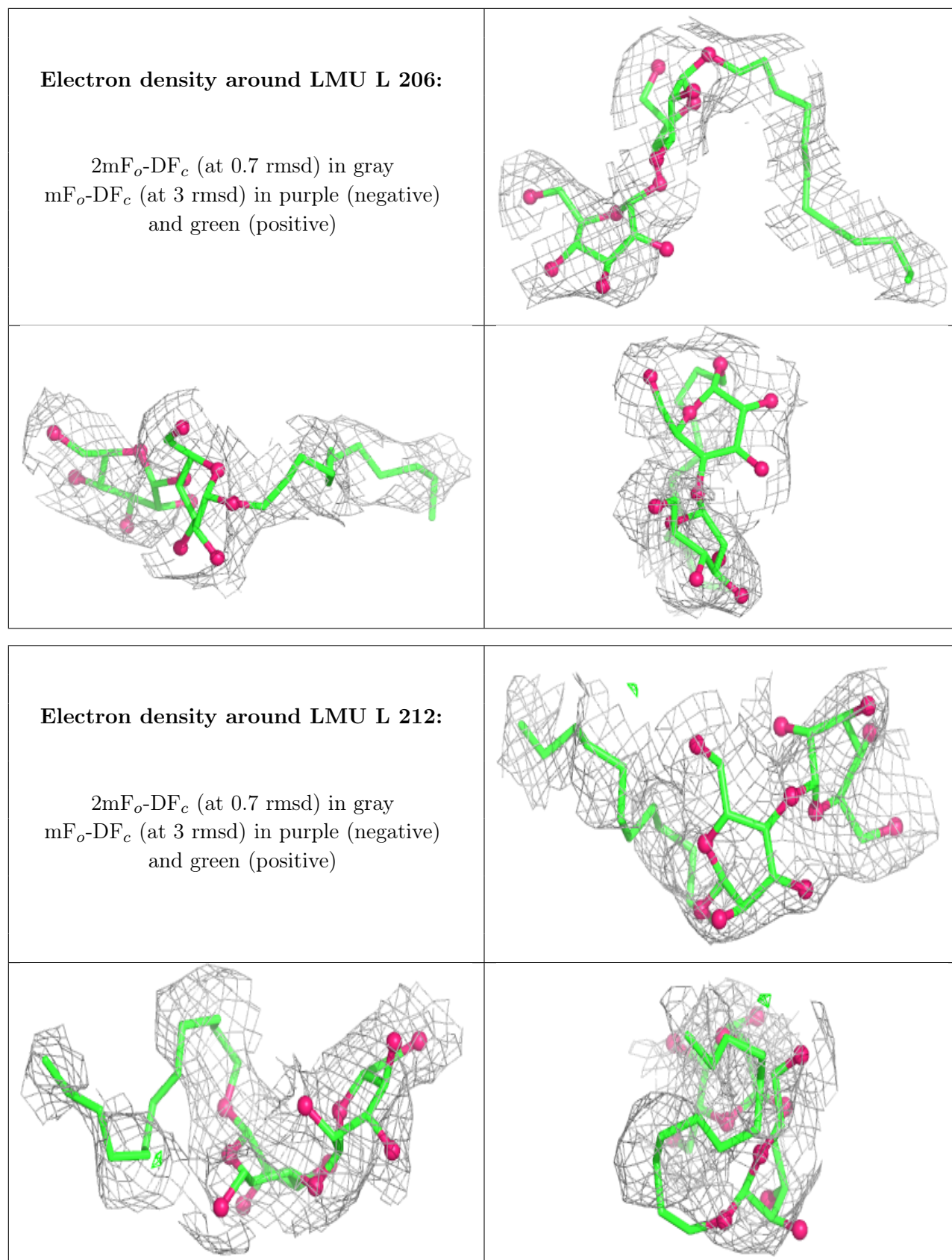
Electron density around CLA 4 305:

$2mF_o-DF_c$ (at 0.7 rmsd) in gray
 mF_o-DF_c (at 3 rmsd) in purple (negative)
and green (positive)

**Electron density around CLA A 811:**

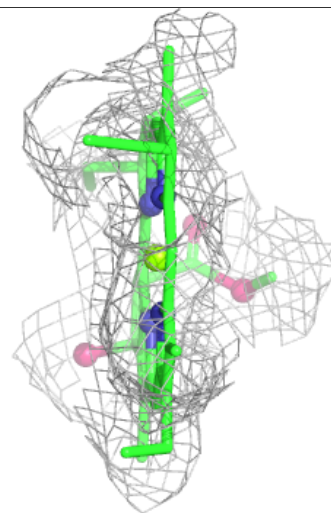
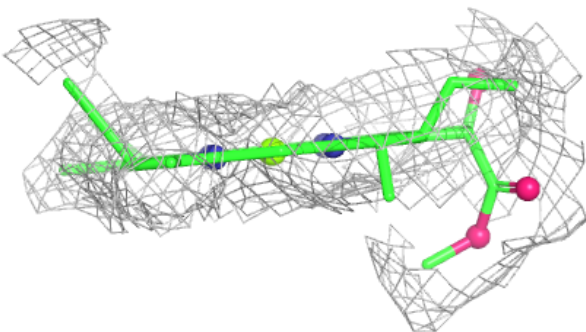
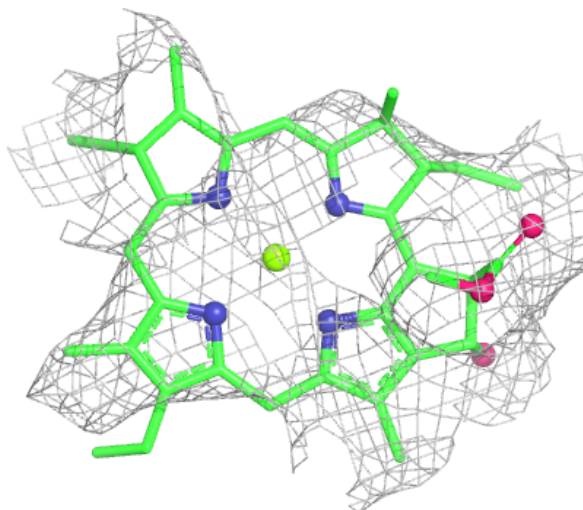
$2mF_o-DF_c$ (at 0.7 rmsd) in gray
 mF_o-DF_c (at 3 rmsd) in purple (negative)
and green (positive)





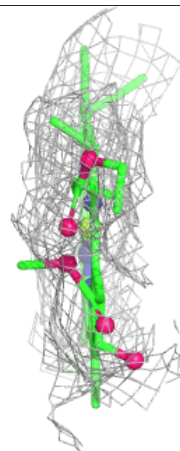
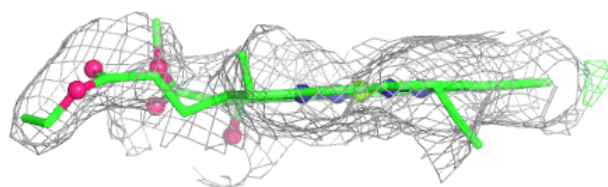
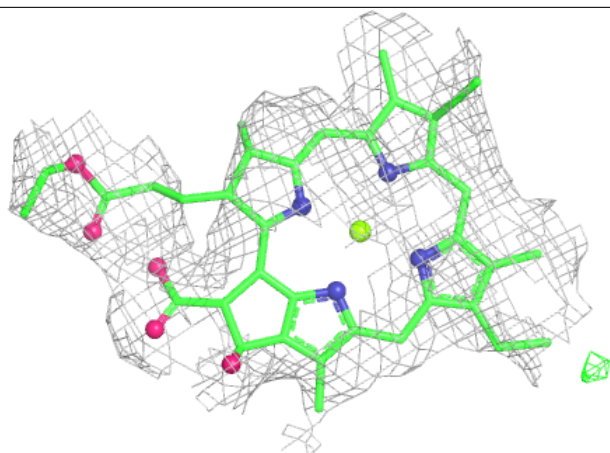
Electron density around CLA 3 307:

$2mF_o-DF_c$ (at 0.7 rmsd) in gray
 mF_o-DF_c (at 3 rmsd) in purple (negative)
and green (positive)



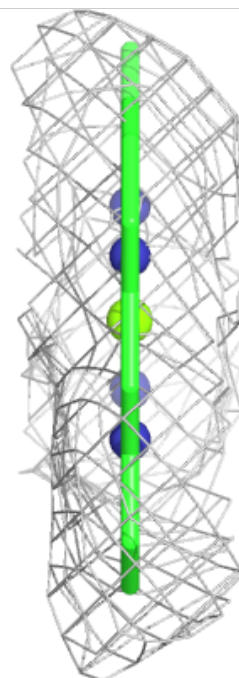
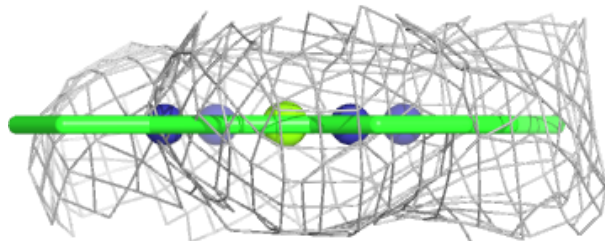
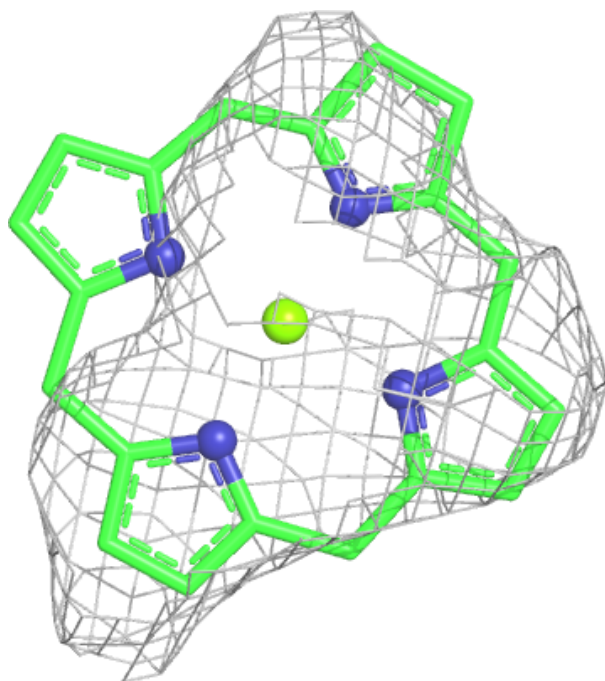
Electron density around CLA 4 318:

$2mF_o-DF_c$ (at 0.7 rmsd) in gray
 mF_o-DF_c (at 3 rmsd) in purple (negative)
and green (positive)



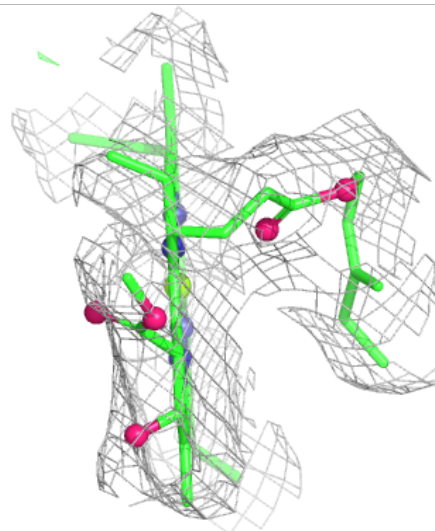
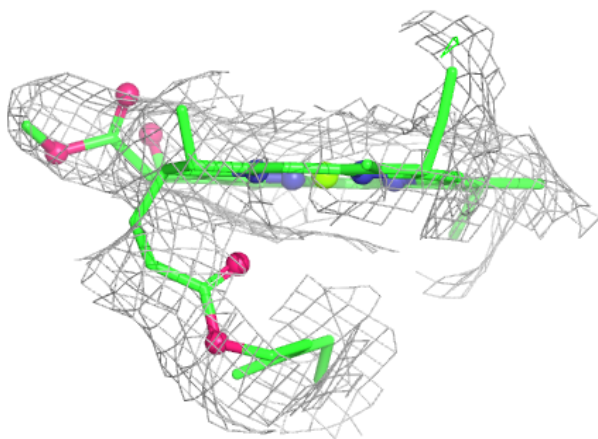
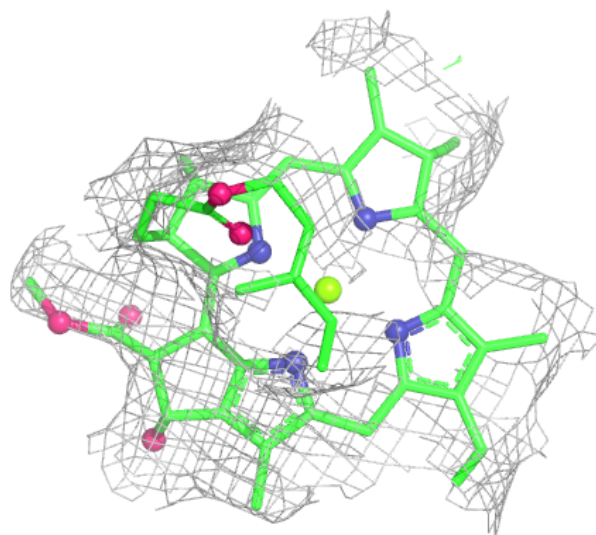
Electron density around CLA 3 316:

$2mF_o-DF_c$ (at 0.7 rmsd) in gray
 mF_o-DF_c (at 3 rmsd) in purple (negative)
and green (positive)



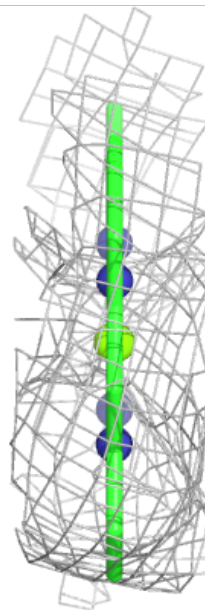
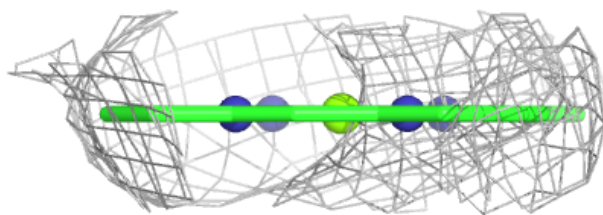
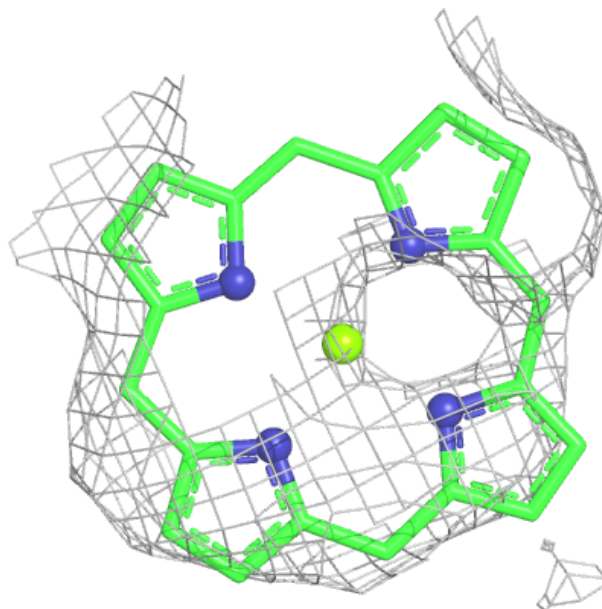
Electron density around CLA 2 302:

$2mF_o-DF_c$ (at 0.7 rmsd) in gray
 mF_o-DF_c (at 3 rmsd) in purple (negative)
and green (positive)



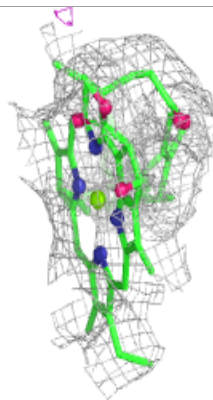
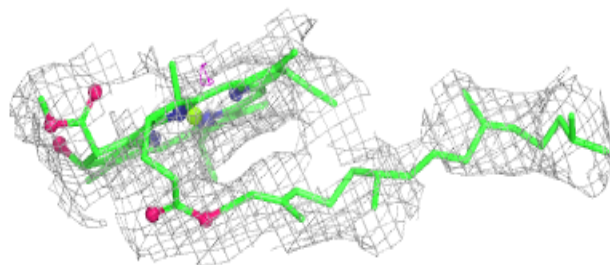
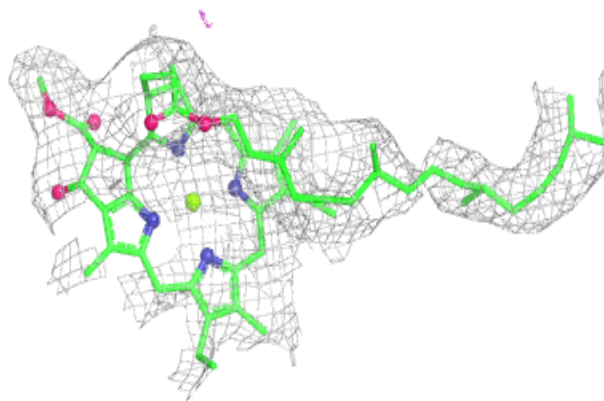
Electron density around CLA 3 306:

$2mF_o-DF_c$ (at 0.7 rmsd) in gray
 mF_o-DF_c (at 3 rmsd) in purple (negative)
and green (positive)



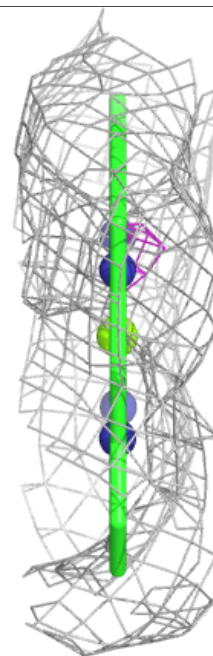
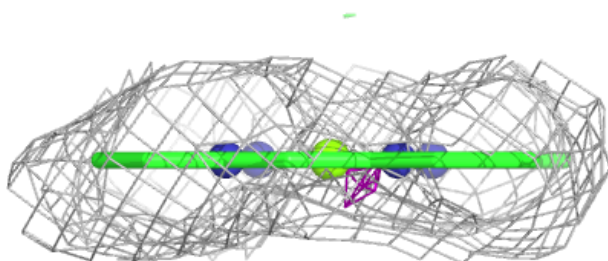
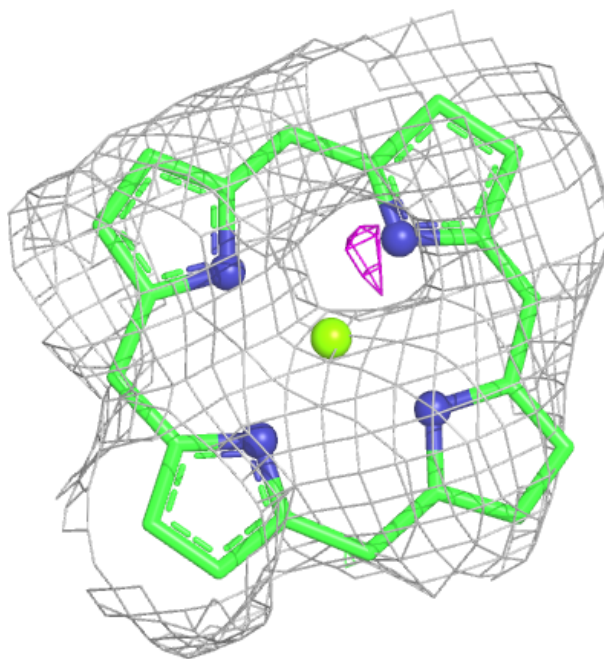
Electron density around CLA 2 307:

$2mF_o-DF_c$ (at 0.7 rmsd) in gray
 mF_o-DF_c (at 3 rmsd) in purple (negative)
and green (positive)



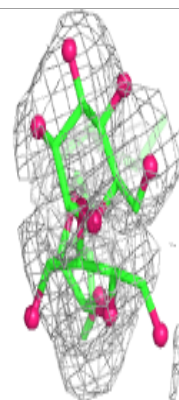
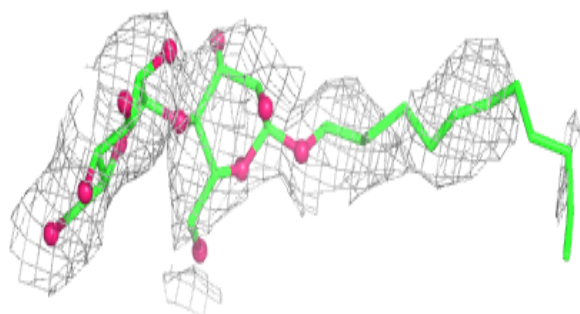
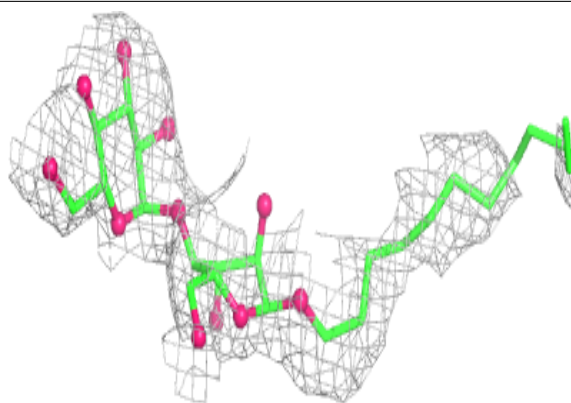
Electron density around CLA 4 314:

$2mF_o-DF_c$ (at 0.7 rmsd) in gray
 mF_o-DF_c (at 3 rmsd) in purple (negative)
and green (positive)

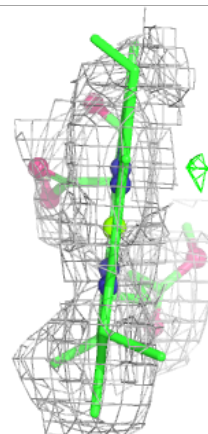
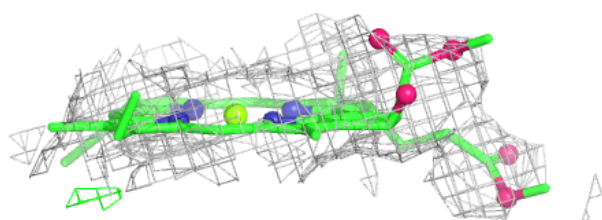
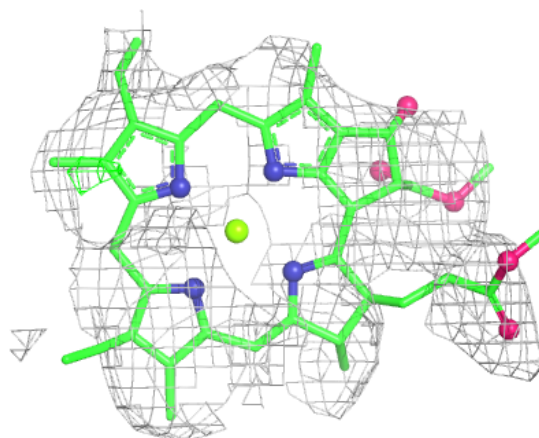


Electron density around LMU 4 316:

$2mF_o-DF_c$ (at 0.7 rmsd) in gray
 mF_o-DF_c (at 3 rmsd) in purple (negative)
and green (positive)

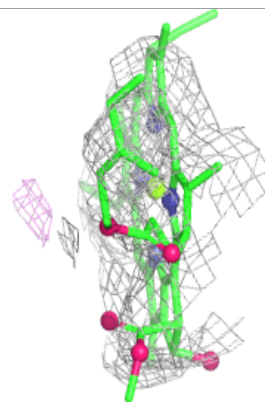
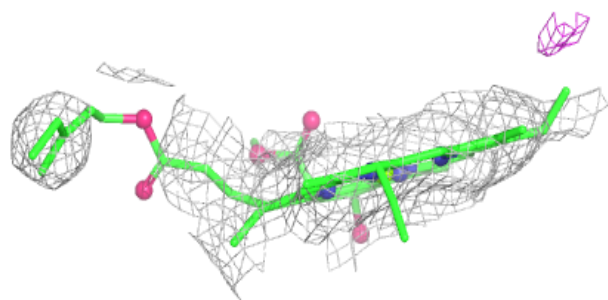
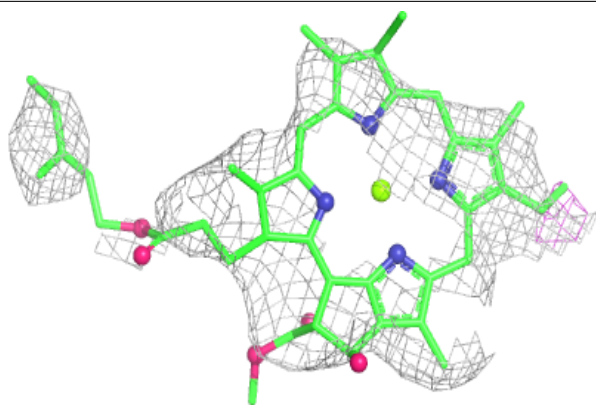
**Electron density around CLA 4 315:**

$2mF_o-DF_c$ (at 0.7 rmsd) in gray
 mF_o-DF_c (at 3 rmsd) in purple (negative)
and green (positive)

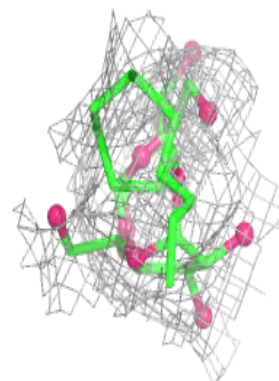
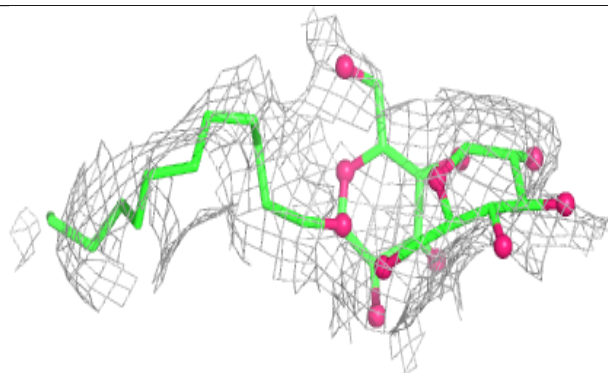
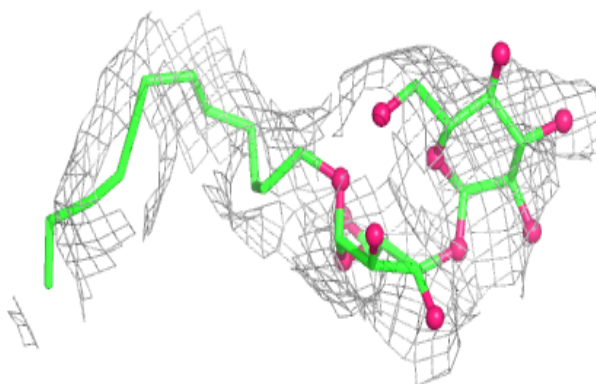


Electron density around CLA 1 213:

$2mF_o-DF_c$ (at 0.7 rmsd) in gray
 mF_o-DF_c (at 3 rmsd) in purple (negative)
and green (positive)

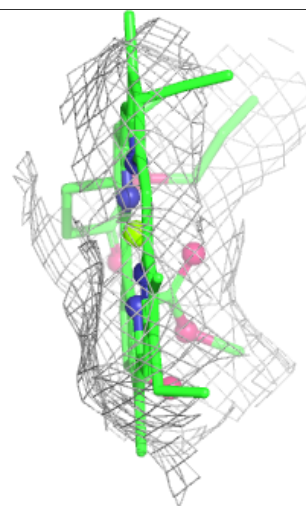
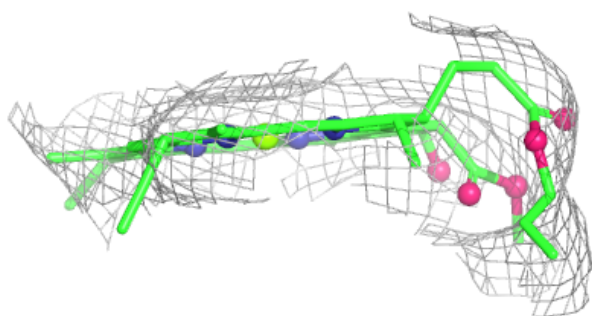
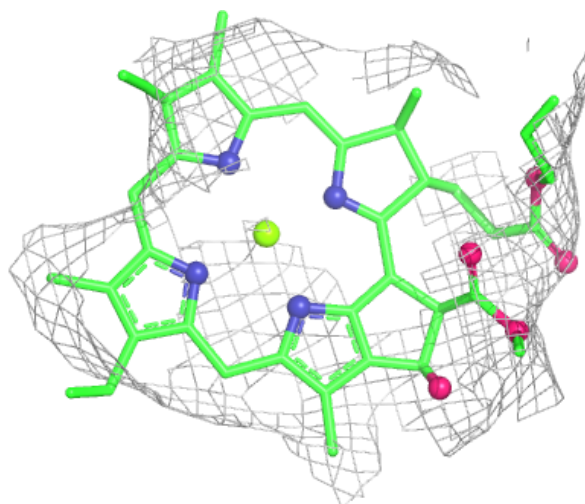
**Electron density around LMU A 847:**

$2mF_o-DF_c$ (at 0.7 rmsd) in gray
 mF_o-DF_c (at 3 rmsd) in purple (negative)
and green (positive)



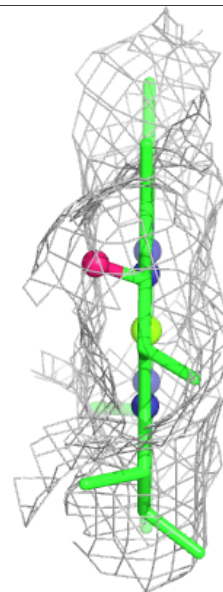
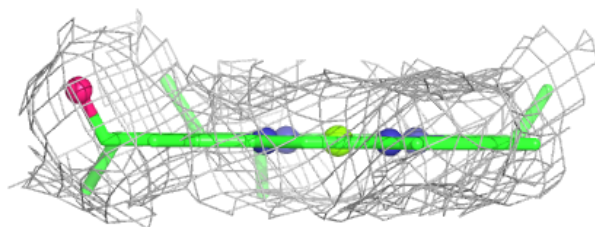
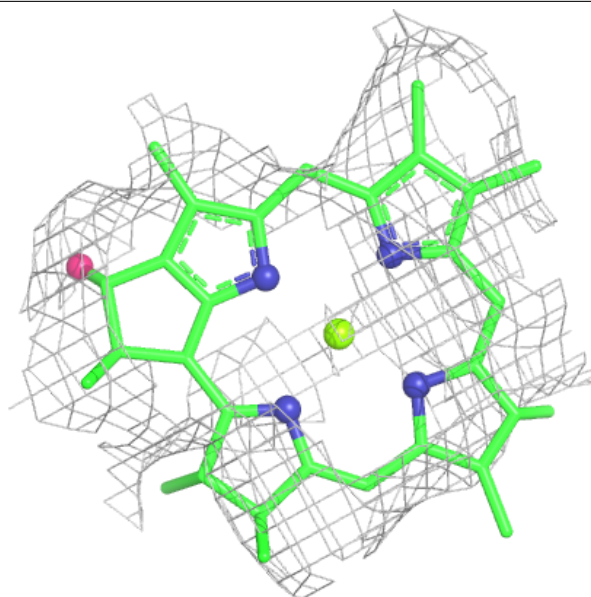
Electron density around CLA J 101:

$2mF_o-DF_c$ (at 0.7 rmsd) in gray
 mF_o-DF_c (at 3 rmsd) in purple (negative)
and green (positive)



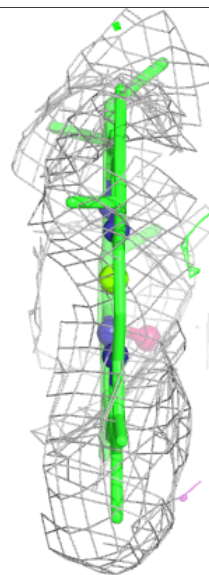
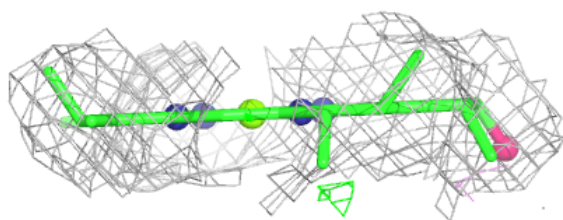
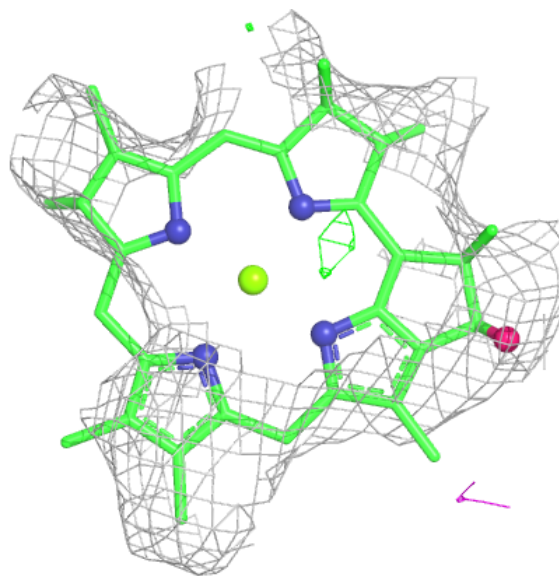
Electron density around CLA 3 301:

$2mF_o-DF_c$ (at 0.7 rmsd) in gray
 mF_o-DF_c (at 3 rmsd) in purple (negative)
and green (positive)



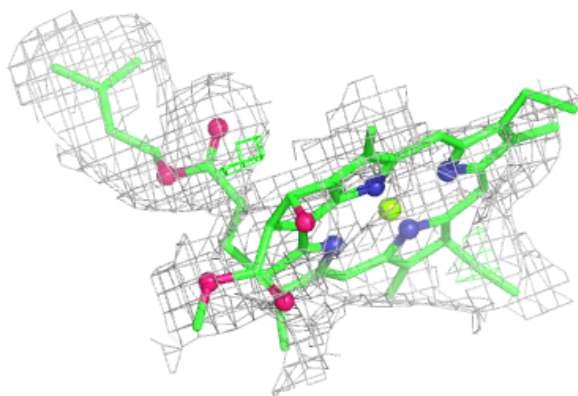
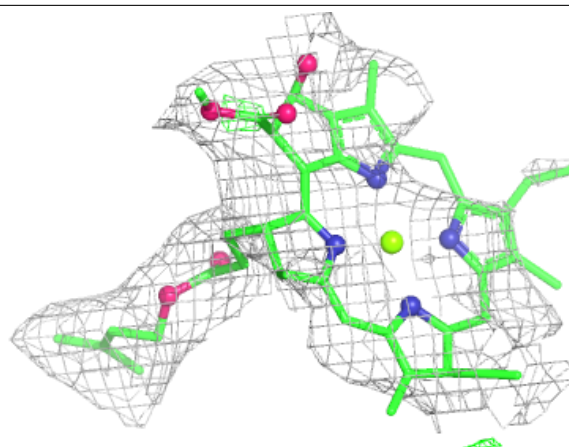
Electron density around CLA 1 210:

$2mF_o-DF_c$ (at 0.7 rmsd) in gray
 mF_o-DF_c (at 3 rmsd) in purple (negative)
and green (positive)

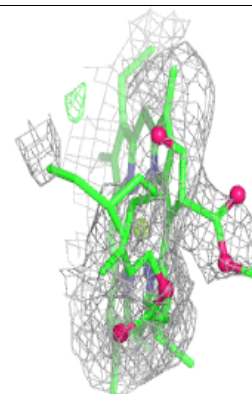
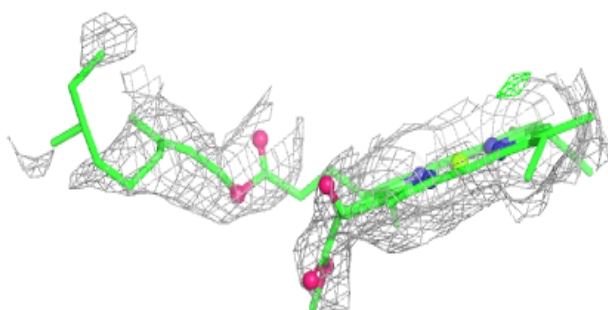
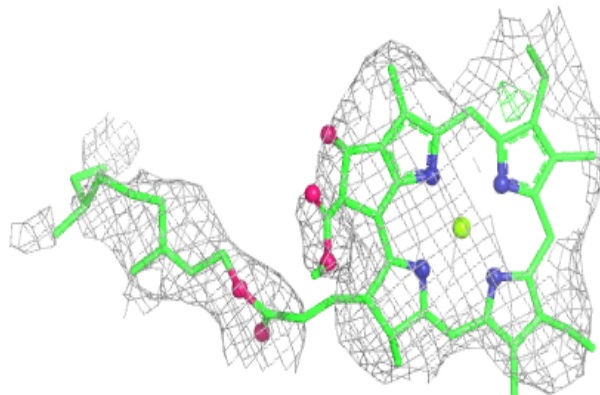


Electron density around CLA 2 310:

$2mF_o-DF_c$ (at 0.7 rmsd) in gray
 mF_o-DF_c (at 3 rmsd) in purple (negative)
and green (positive)

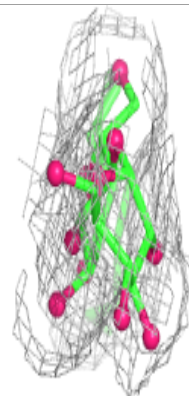
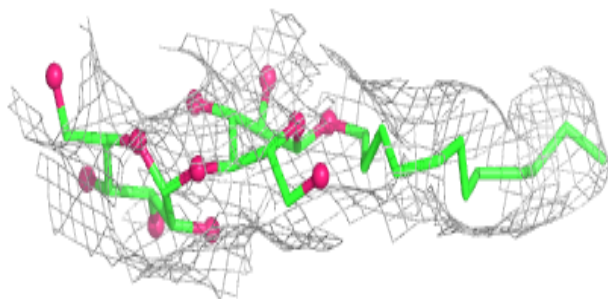
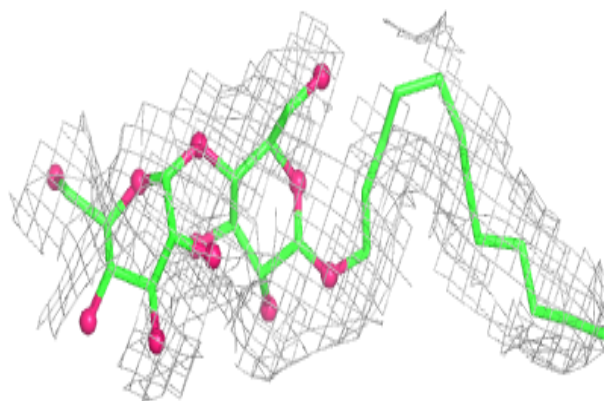
**Electron density around CLA K 104:**

$2mF_o-DF_c$ (at 0.7 rmsd) in gray
 mF_o-DF_c (at 3 rmsd) in purple (negative)
and green (positive)

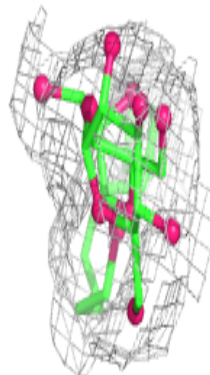
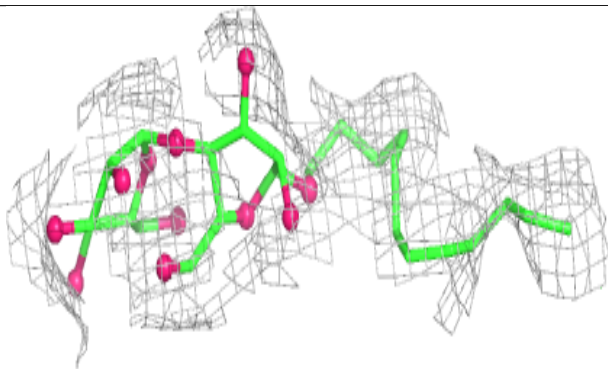
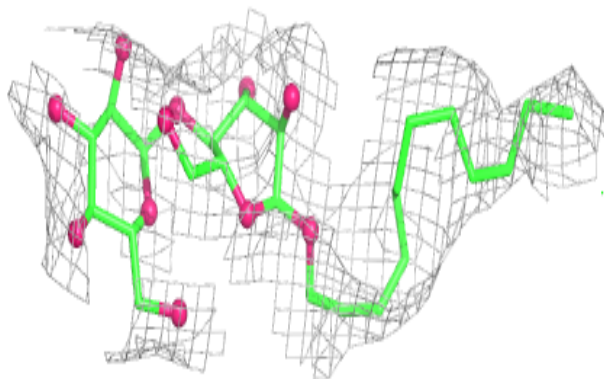


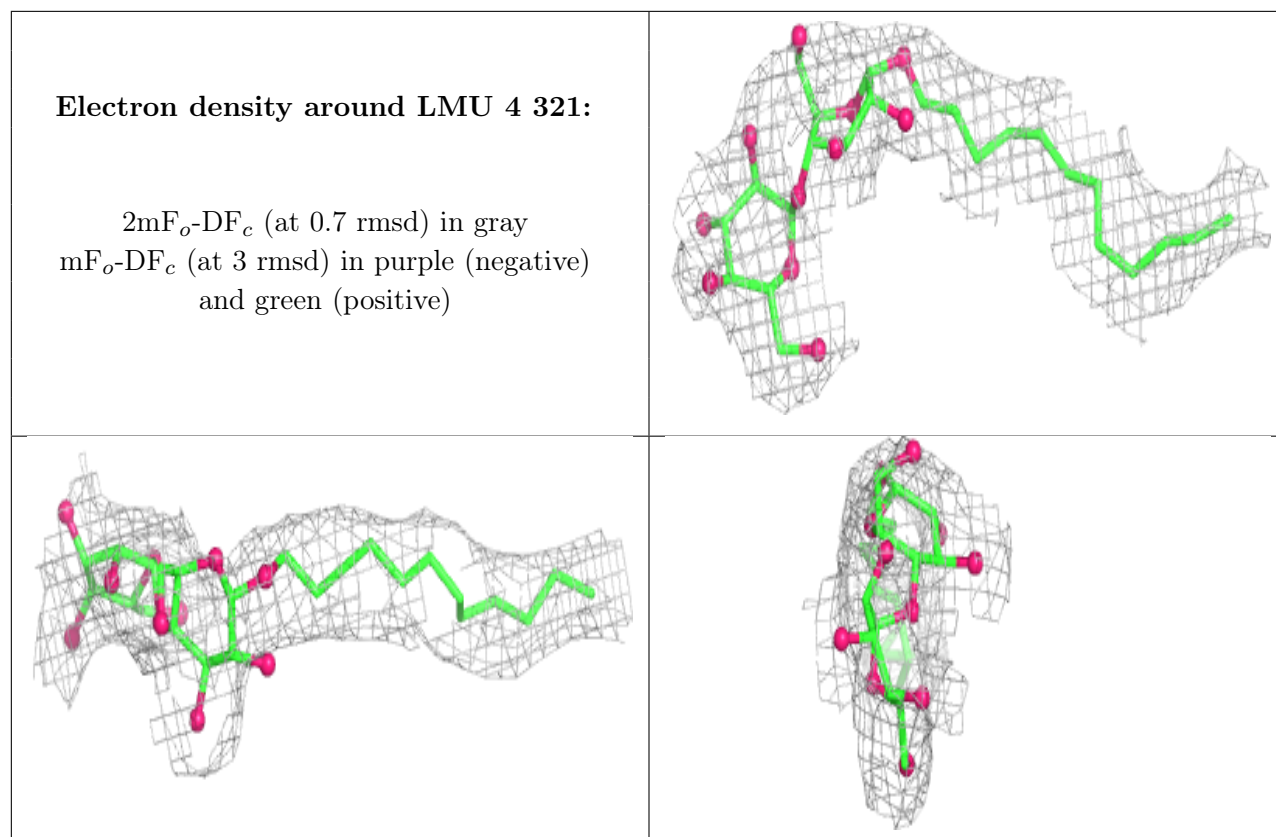
Electron density around LMU H 104:

$2mF_o-DF_c$ (at 0.7 rmsd) in gray
 mF_o-DF_c (at 3 rmsd) in purple (negative)
and green (positive)

**Electron density around LMU R 102:**

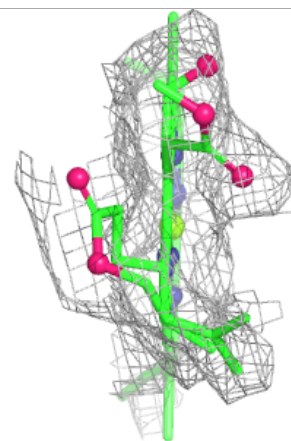
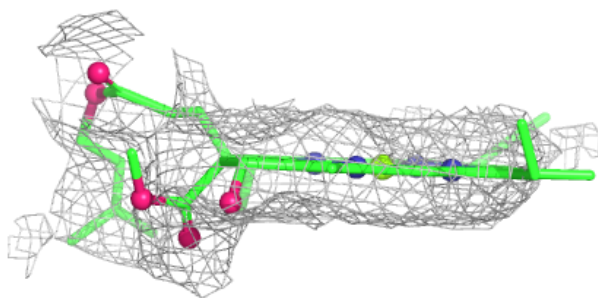
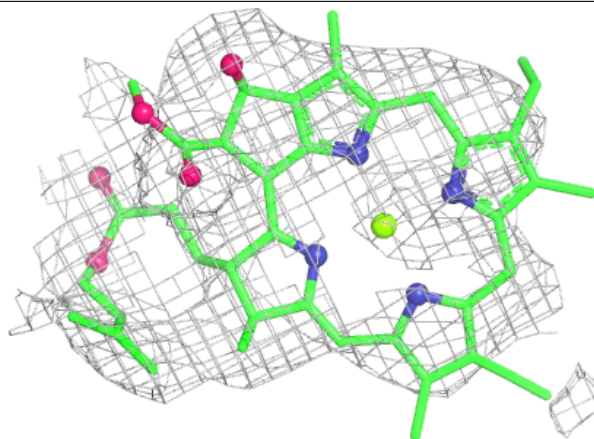
$2mF_o-DF_c$ (at 0.7 rmsd) in gray
 mF_o-DF_c (at 3 rmsd) in purple (negative)
and green (positive)





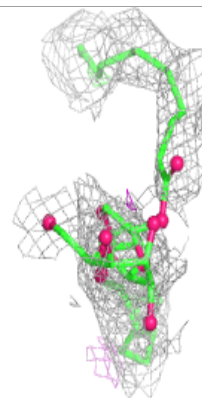
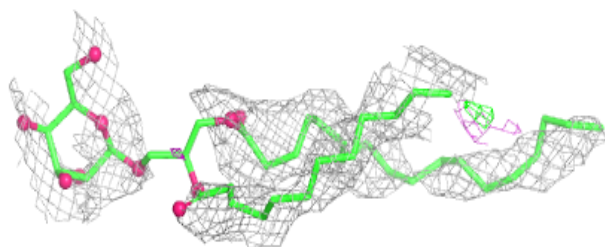
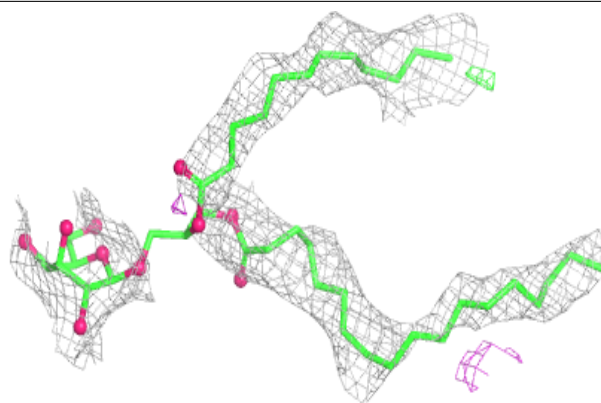
Electron density around CLA 2 315:

$2mF_o-DF_c$ (at 0.7 rmsd) in gray
 mF_o-DF_c (at 3 rmsd) in purple (negative)
and green (positive)



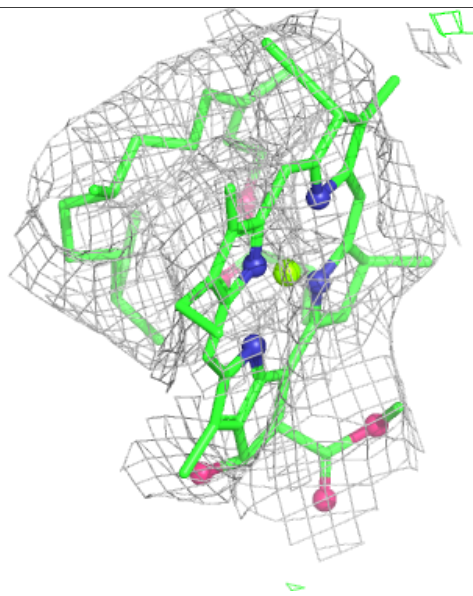
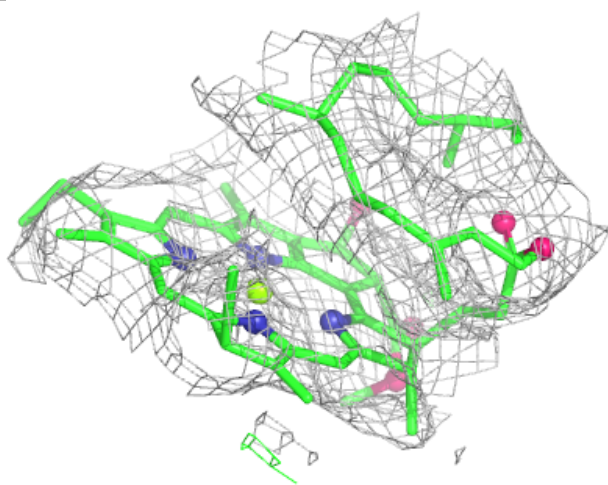
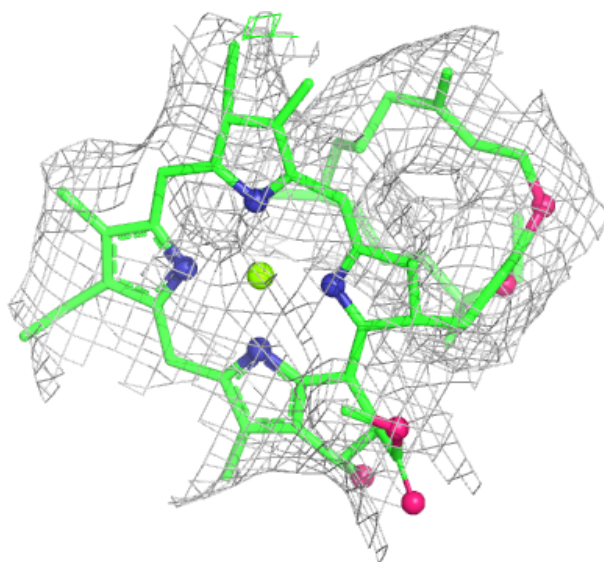
Electron density around LMG B 848:

$2mF_o-DF_c$ (at 0.7 rmsd) in gray
 mF_o-DF_c (at 3 rmsd) in purple (negative)
and green (positive)



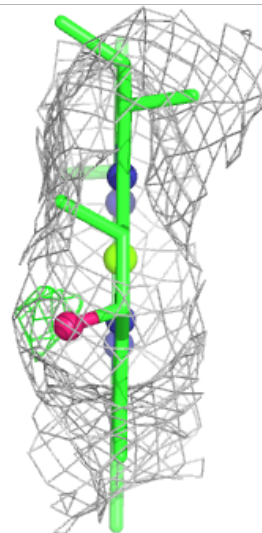
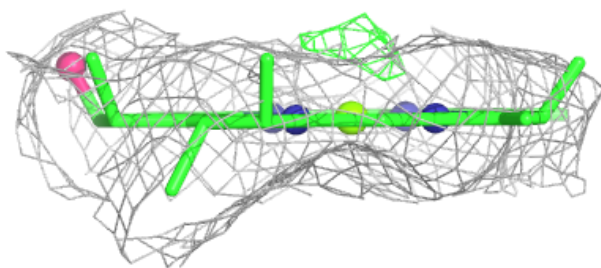
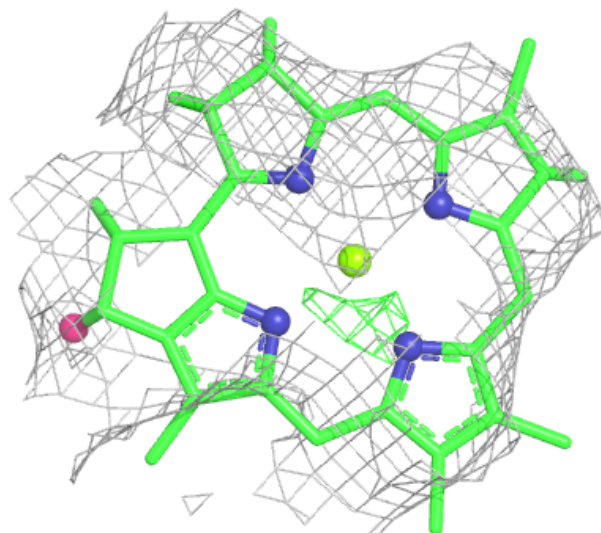
Electron density around CLA J 103:

$2mF_o-DF_c$ (at 0.7 rmsd) in gray
 mF_o-DF_c (at 3 rmsd) in purple (negative)
and green (positive)



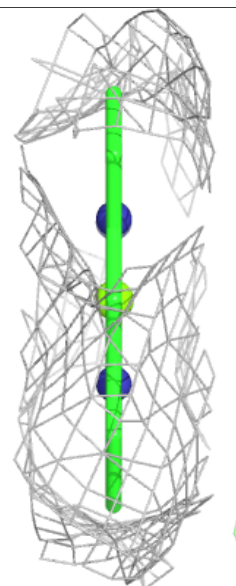
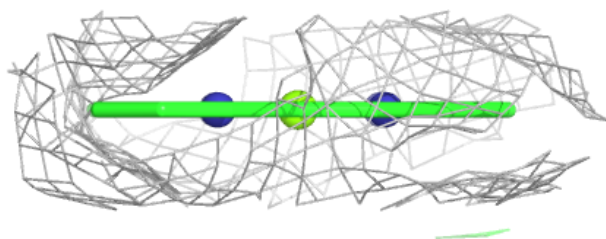
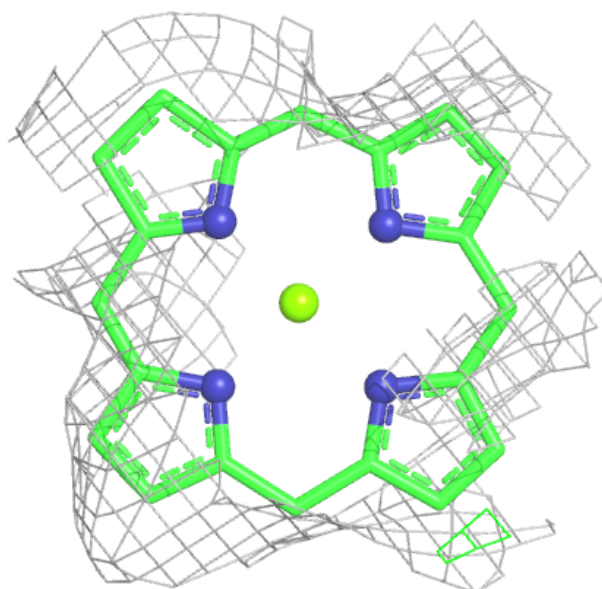
Electron density around CLA 4 302:

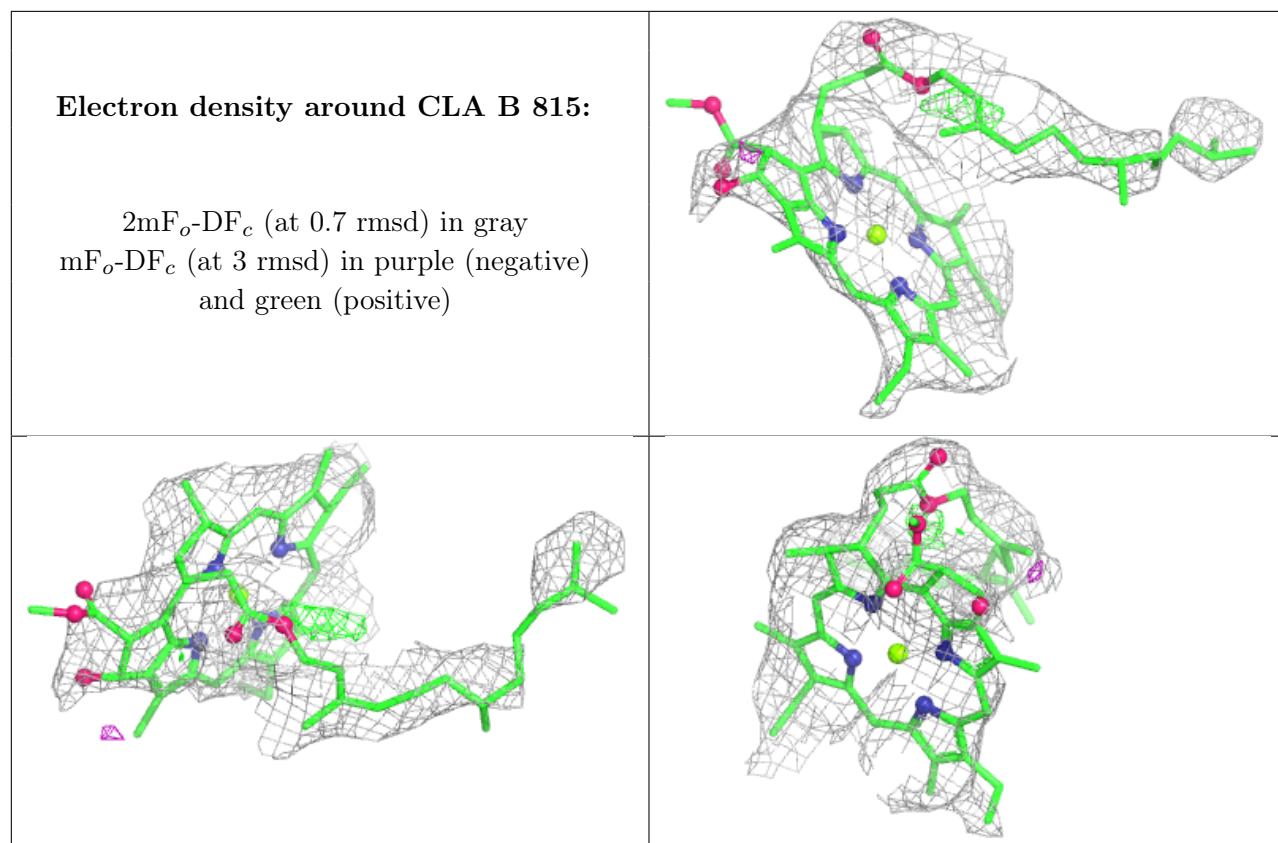
$2mF_o-DF_c$ (at 0.7 rmsd) in gray
 mF_o-DF_c (at 3 rmsd) in purple (negative)
and green (positive)



Electron density around CLA 2 306:

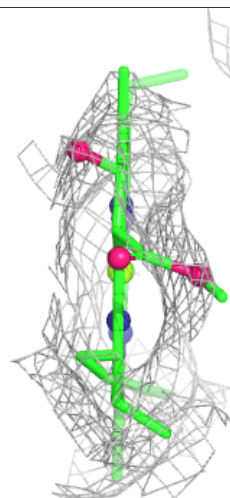
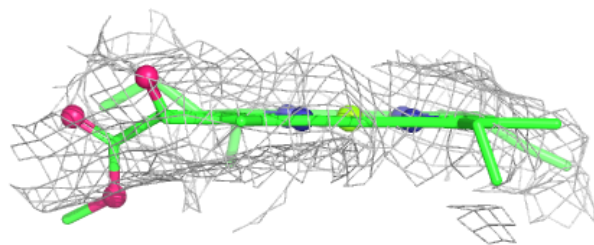
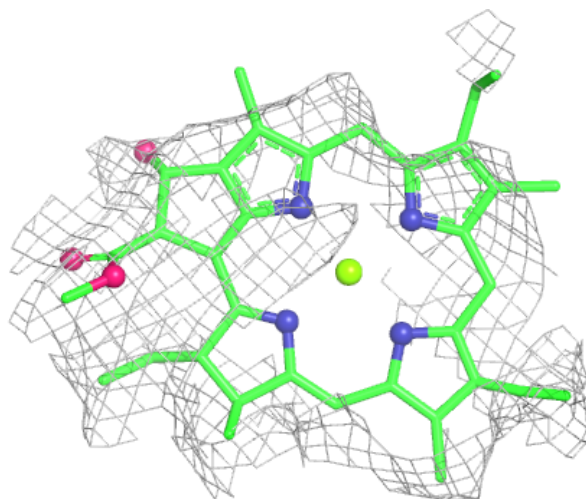
$2mF_o-DF_c$ (at 0.7 rmsd) in gray
 mF_o-DF_c (at 3 rmsd) in purple (negative)
and green (positive)





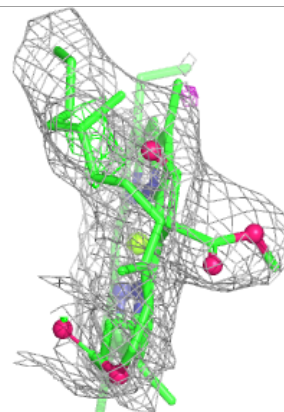
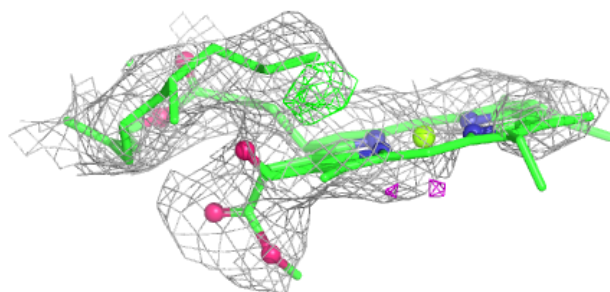
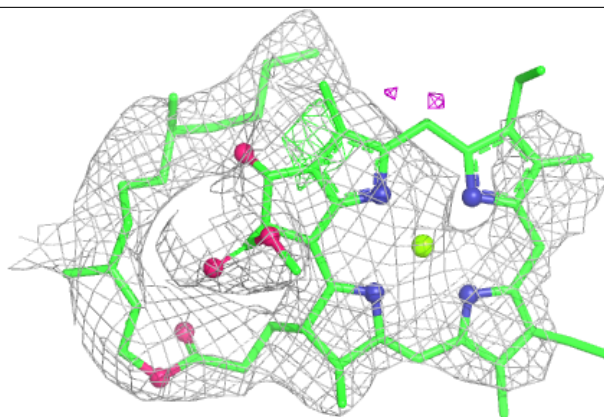
Electron density around CLA A 821:

$2mF_o-DF_c$ (at 0.7 rmsd) in gray
 mF_o-DF_c (at 3 rmsd) in purple (negative)
and green (positive)

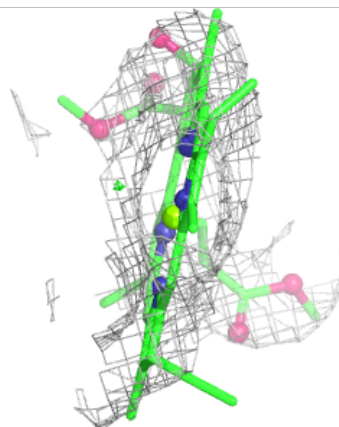
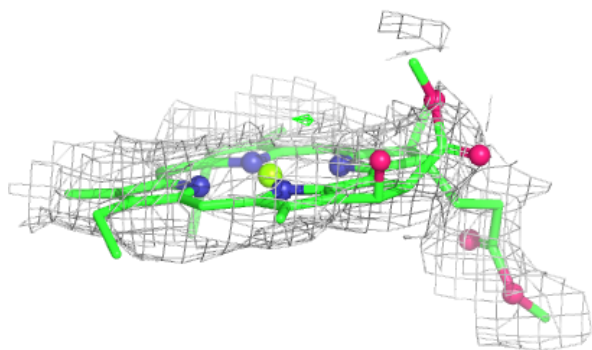
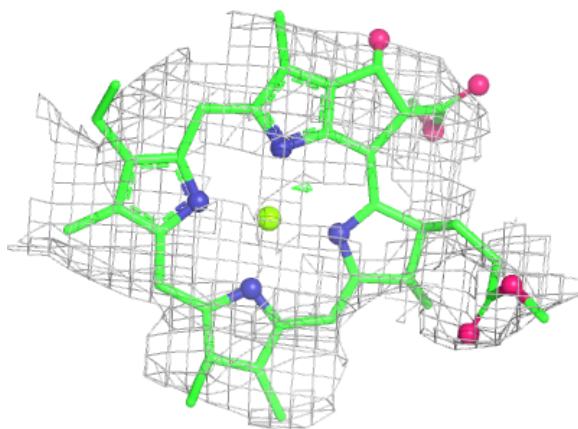


Electron density around CLA A 823:

$2mF_o-DF_c$ (at 0.7 rmsd) in gray
 mF_o-DF_c (at 3 rmsd) in purple (negative)
and green (positive)

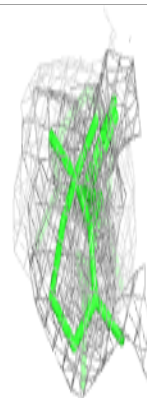
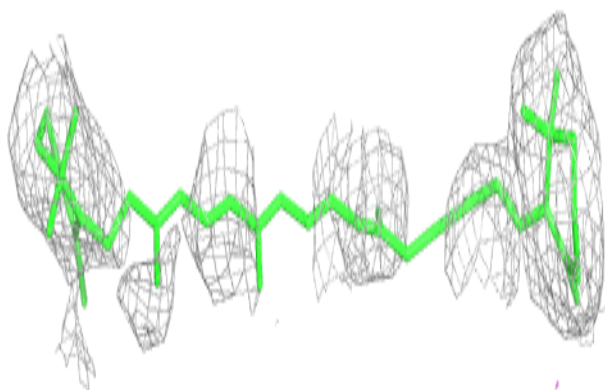
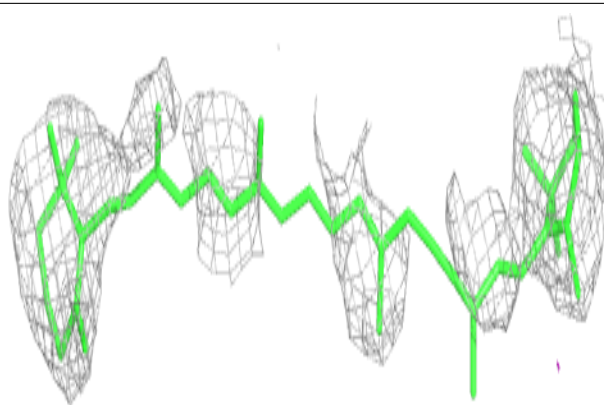
**Electron density around CLA B 822:**

$2mF_o-DF_c$ (at 0.7 rmsd) in gray
 mF_o-DF_c (at 3 rmsd) in purple (negative)
and green (positive)



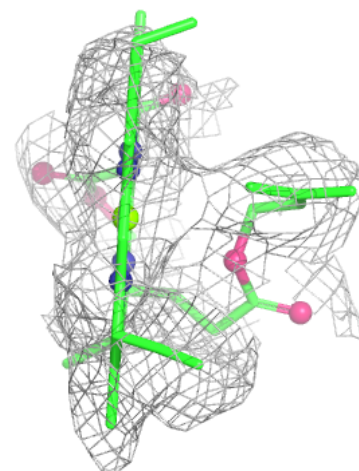
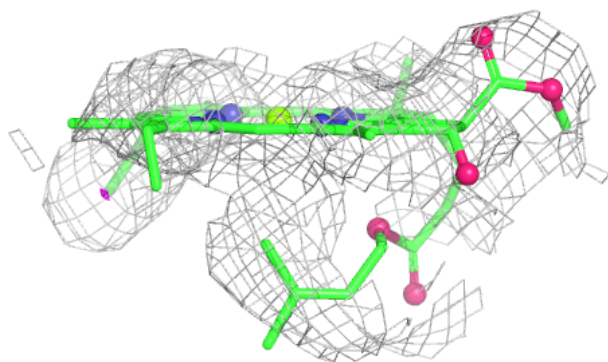
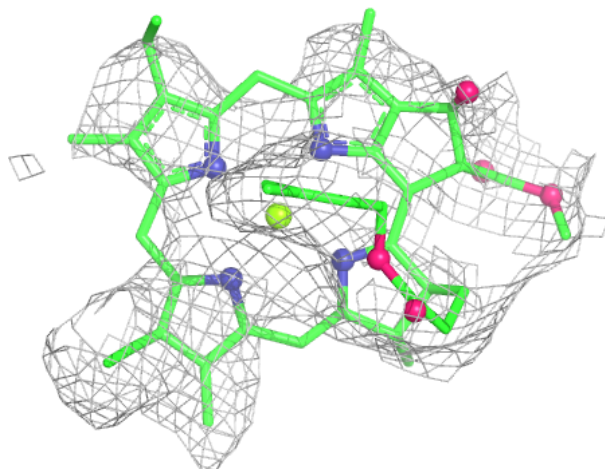
Electron density around BCR J 102:

$2mF_o-DF_c$ (at 0.7 rmsd) in gray
 mF_o-DF_c (at 3 rmsd) in purple (negative)
and green (positive)



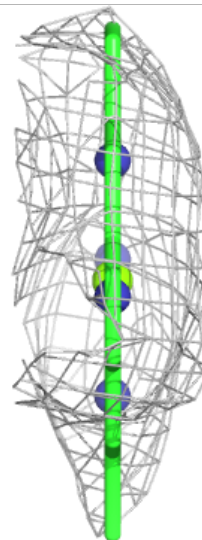
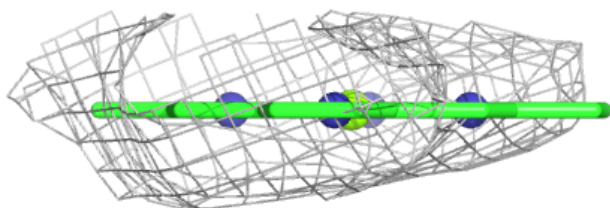
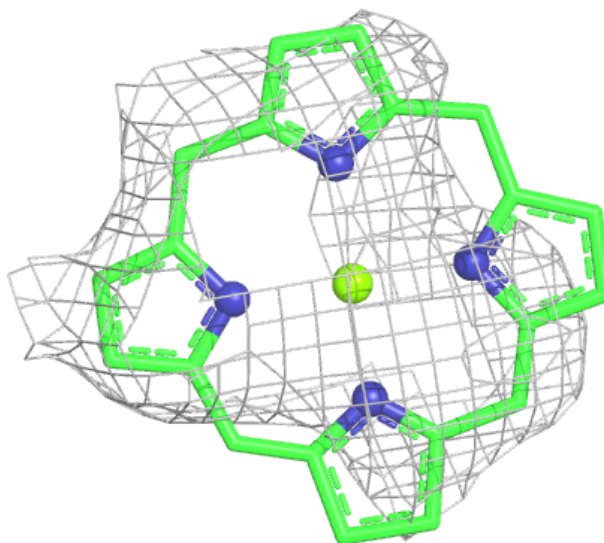
Electron density around CLA L 208:

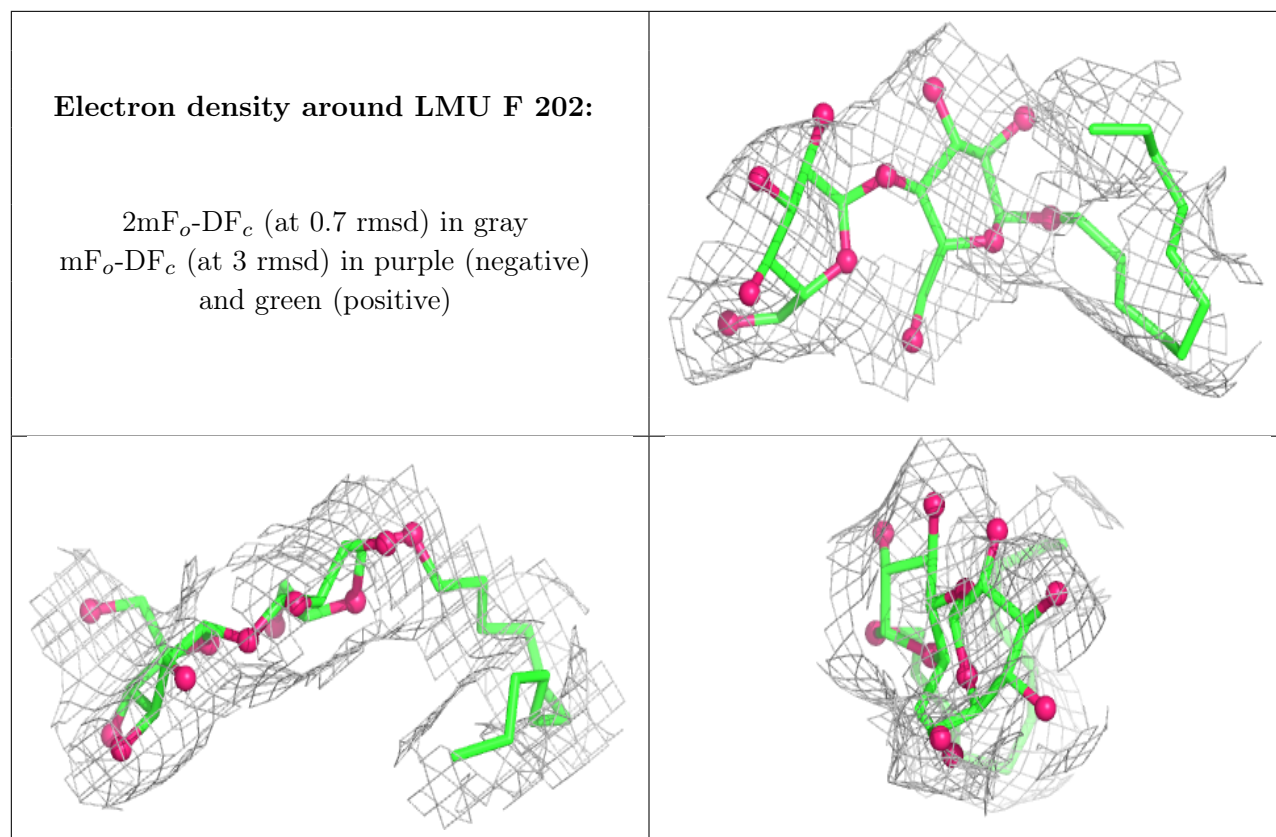
$2mF_o-DF_c$ (at 0.7 rmsd) in gray
 mF_o-DF_c (at 3 rmsd) in purple (negative)
and green (positive)



Electron density around CLA 4 309:

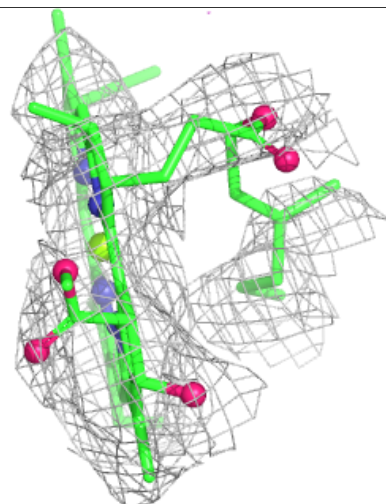
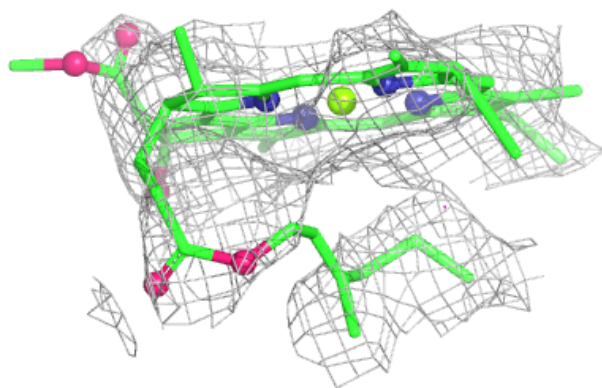
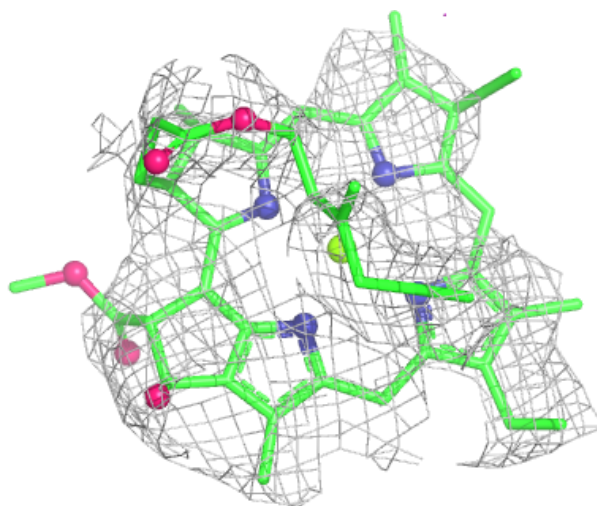
$2mF_o-DF_c$ (at 0.7 rmsd) in gray
 mF_o-DF_c (at 3 rmsd) in purple (negative)
and green (positive)





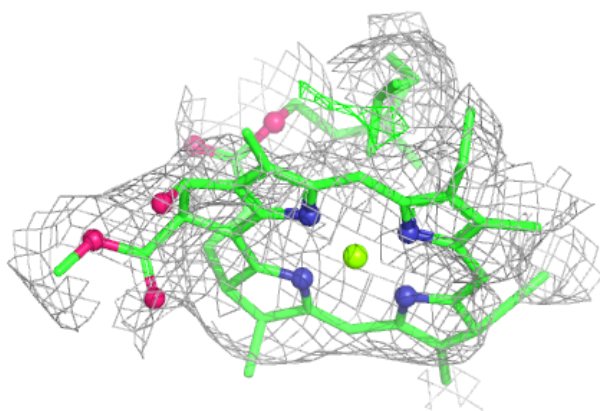
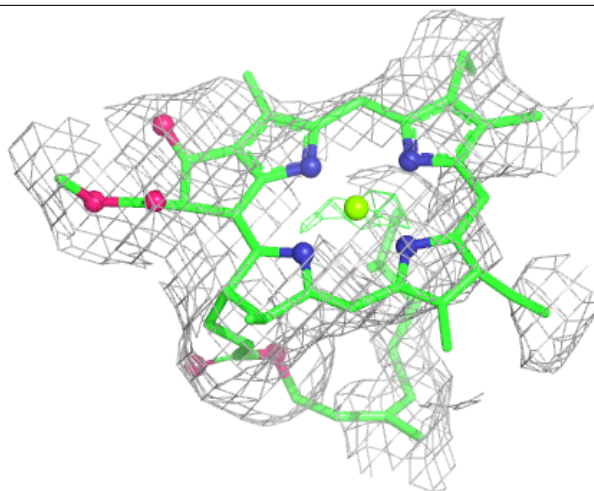
Electron density around CLA A 817:

$2mF_o-DF_c$ (at 0.7 rmsd) in gray
 mF_o-DF_c (at 3 rmsd) in purple (negative)
and green (positive)



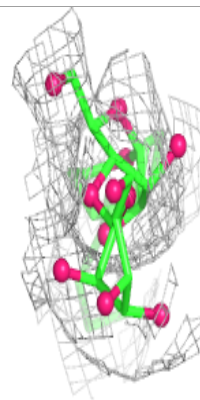
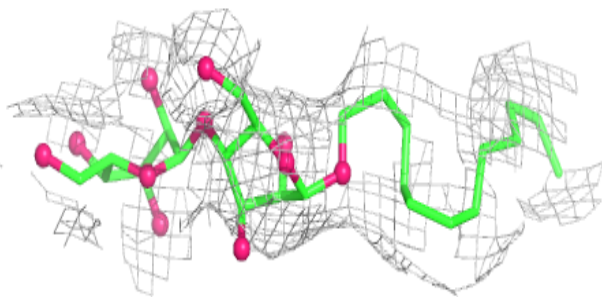
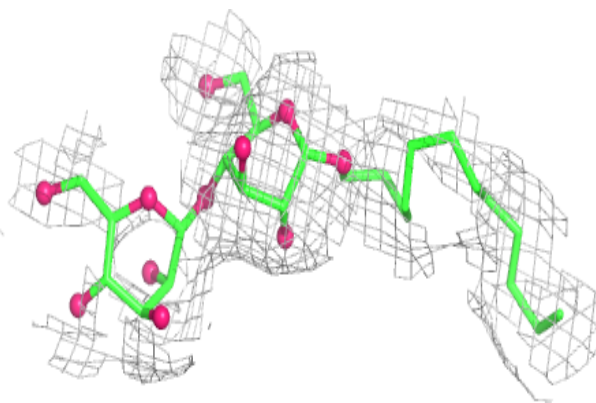
Electron density around CLA B 813:

$2mF_o-DF_c$ (at 0.7 rmsd) in gray
 mF_o-DF_c (at 3 rmsd) in purple (negative)
and green (positive)



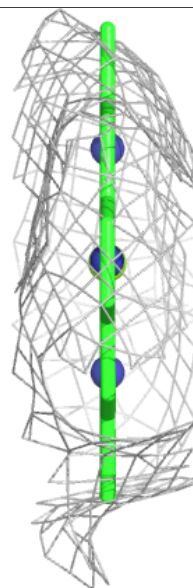
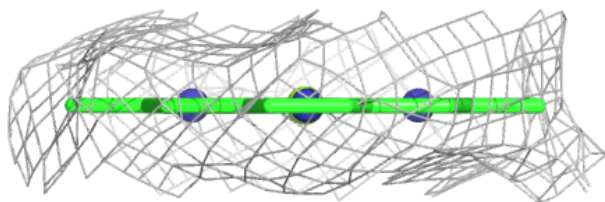
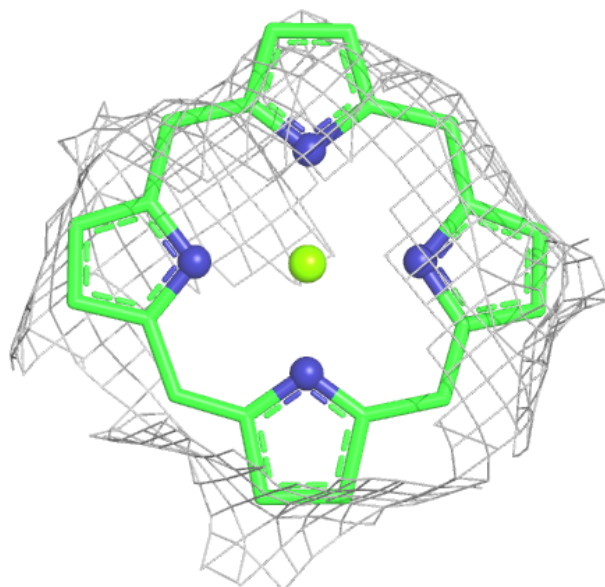
Electron density around LMU 3 320:

$2mF_o-DF_c$ (at 0.7 rmsd) in gray
 mF_o-DF_c (at 3 rmsd) in purple (negative)
and green (positive)



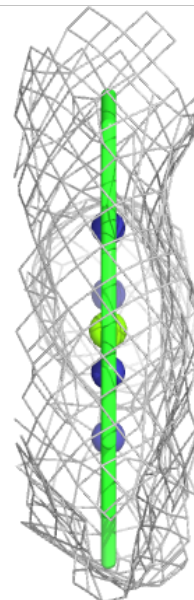
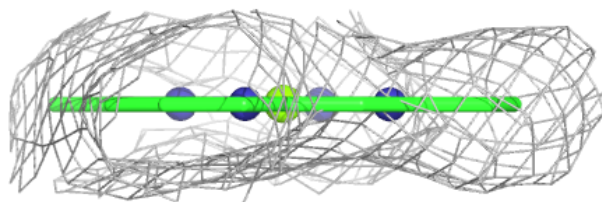
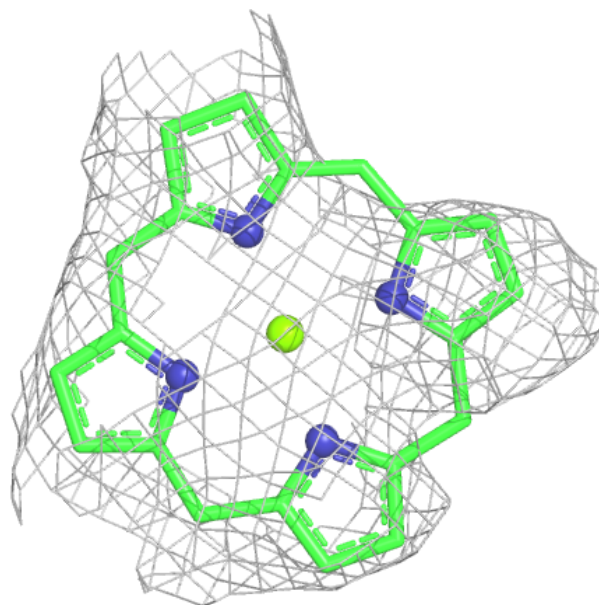
Electron density around CLA 3 308:

$2mF_o-DF_c$ (at 0.7 rmsd) in gray
 mF_o-DF_c (at 3 rmsd) in purple (negative)
and green (positive)



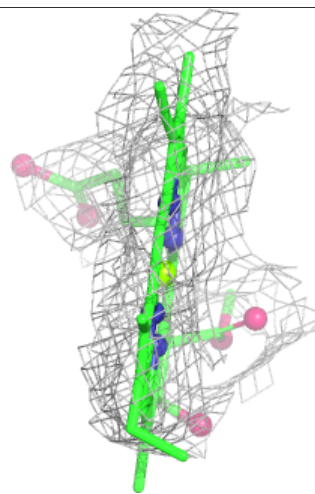
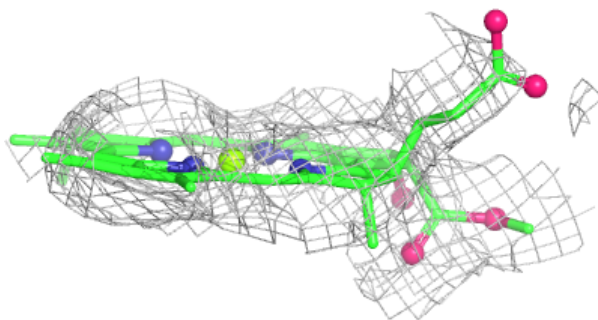
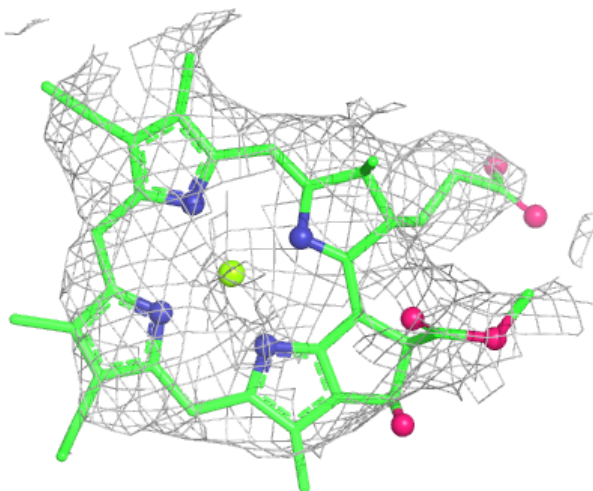
Electron density around CLA 2 316:

$2mF_o-DF_c$ (at 0.7 rmsd) in gray
 mF_o-DF_c (at 3 rmsd) in purple (negative)
and green (positive)



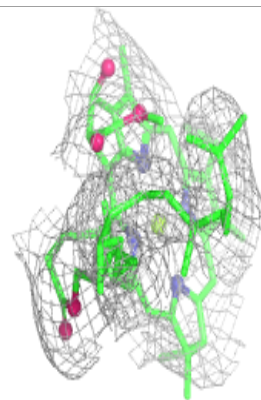
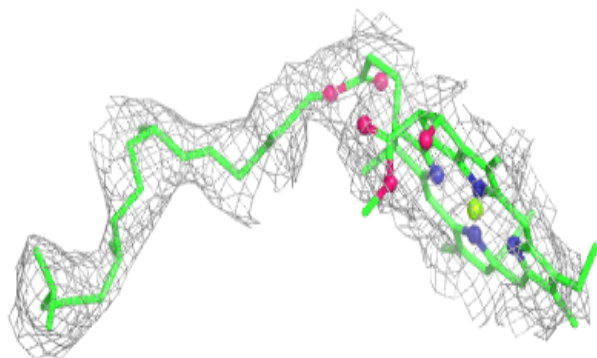
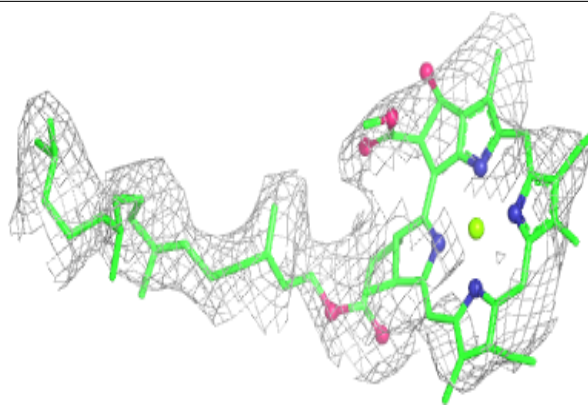
Electron density around CLA A 810:

$2mF_o-DF_c$ (at 0.7 rmsd) in gray
 mF_o-DF_c (at 3 rmsd) in purple (negative)
and green (positive)



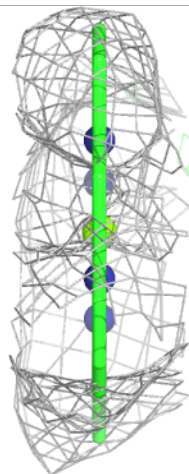
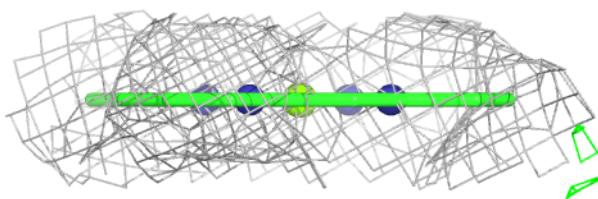
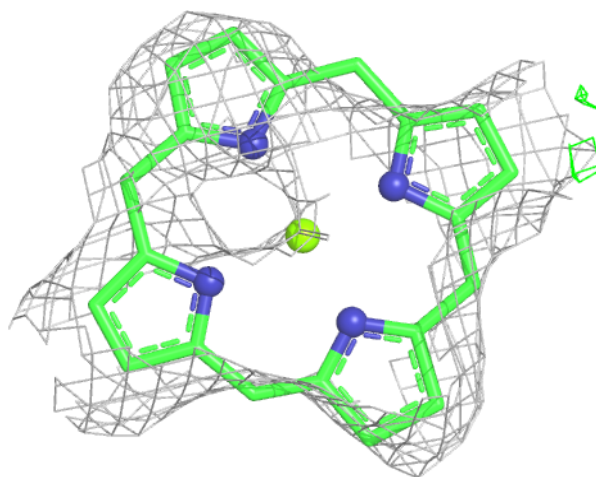
Electron density around CLA 3 315:

$2mF_o-DF_c$ (at 0.7 rmsd) in gray
 mF_o-DF_c (at 3 rmsd) in purple (negative)
and green (positive)



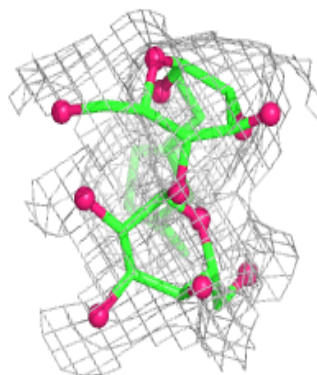
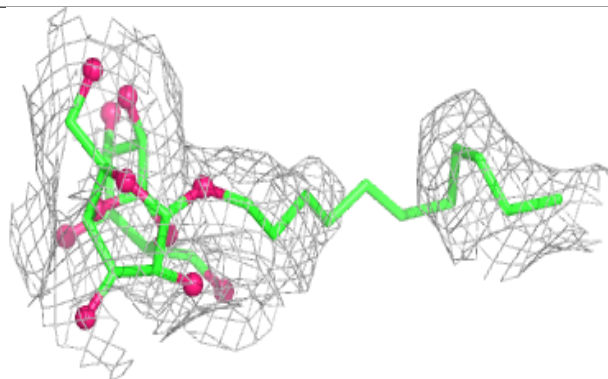
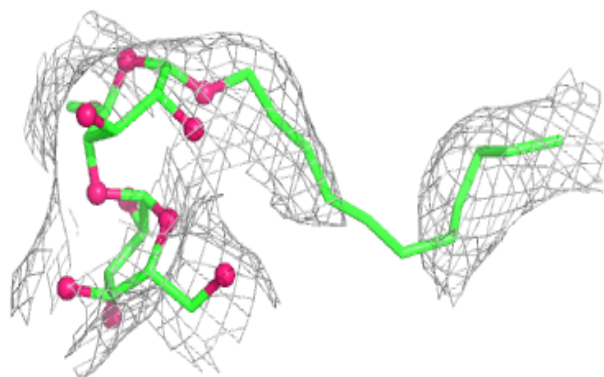
Electron density around CLA A 814:

$2mF_o-DF_c$ (at 0.7 rmsd) in gray
 mF_o-DF_c (at 3 rmsd) in purple (negative)
and green (positive)

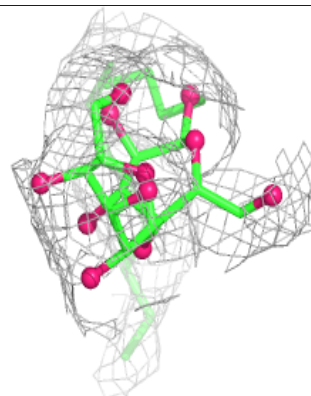
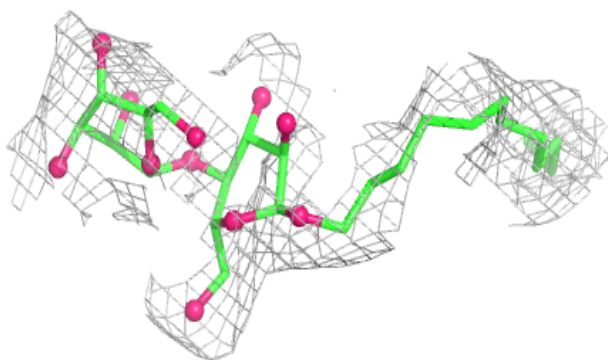
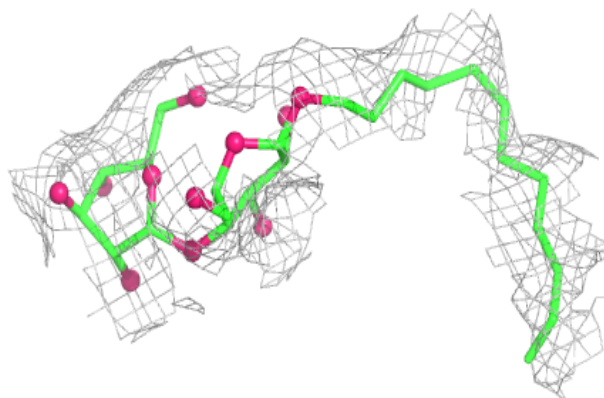


Electron density around LMU 4 319:

$2mF_o-DF_c$ (at 0.7 rmsd) in gray
 mF_o-DF_c (at 3 rmsd) in purple (negative)
and green (positive)

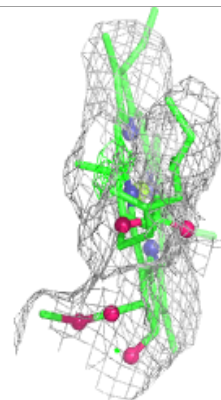
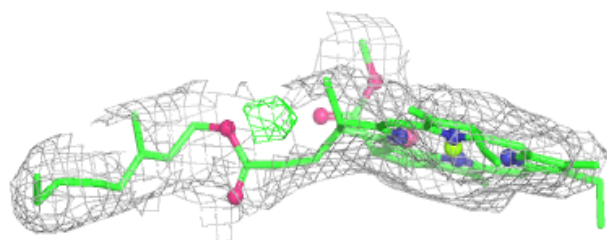
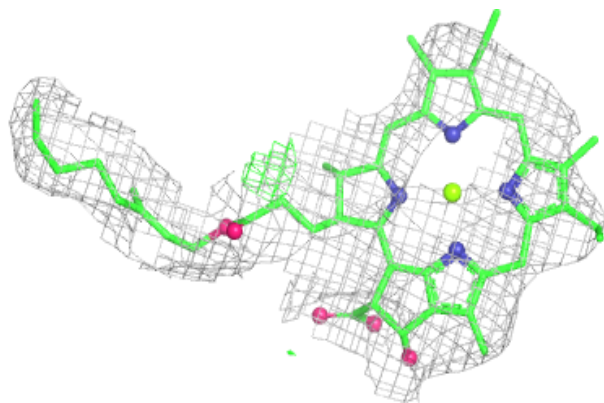
**Electron density around LMU 2 319:**

$2mF_o-DF_c$ (at 0.7 rmsd) in gray
 mF_o-DF_c (at 3 rmsd) in purple (negative)
and green (positive)

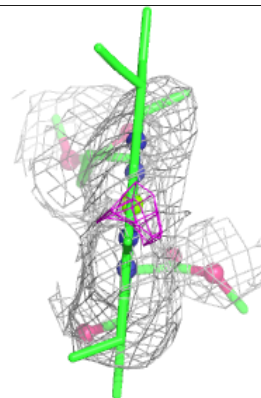
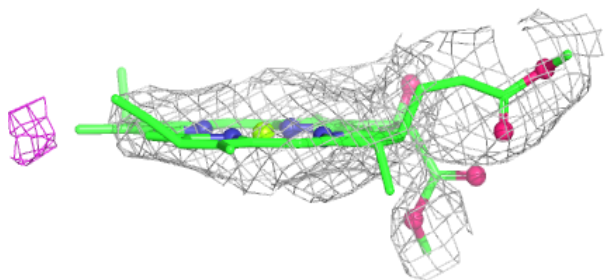
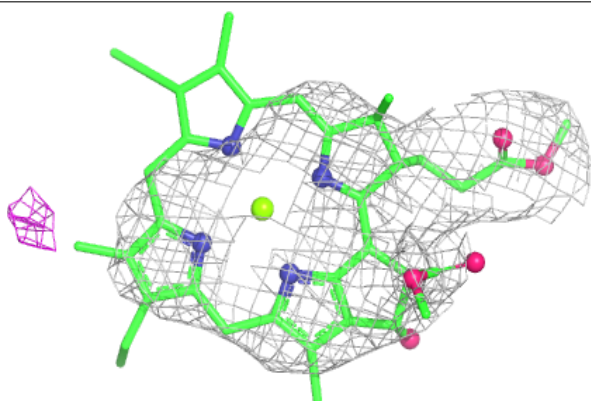


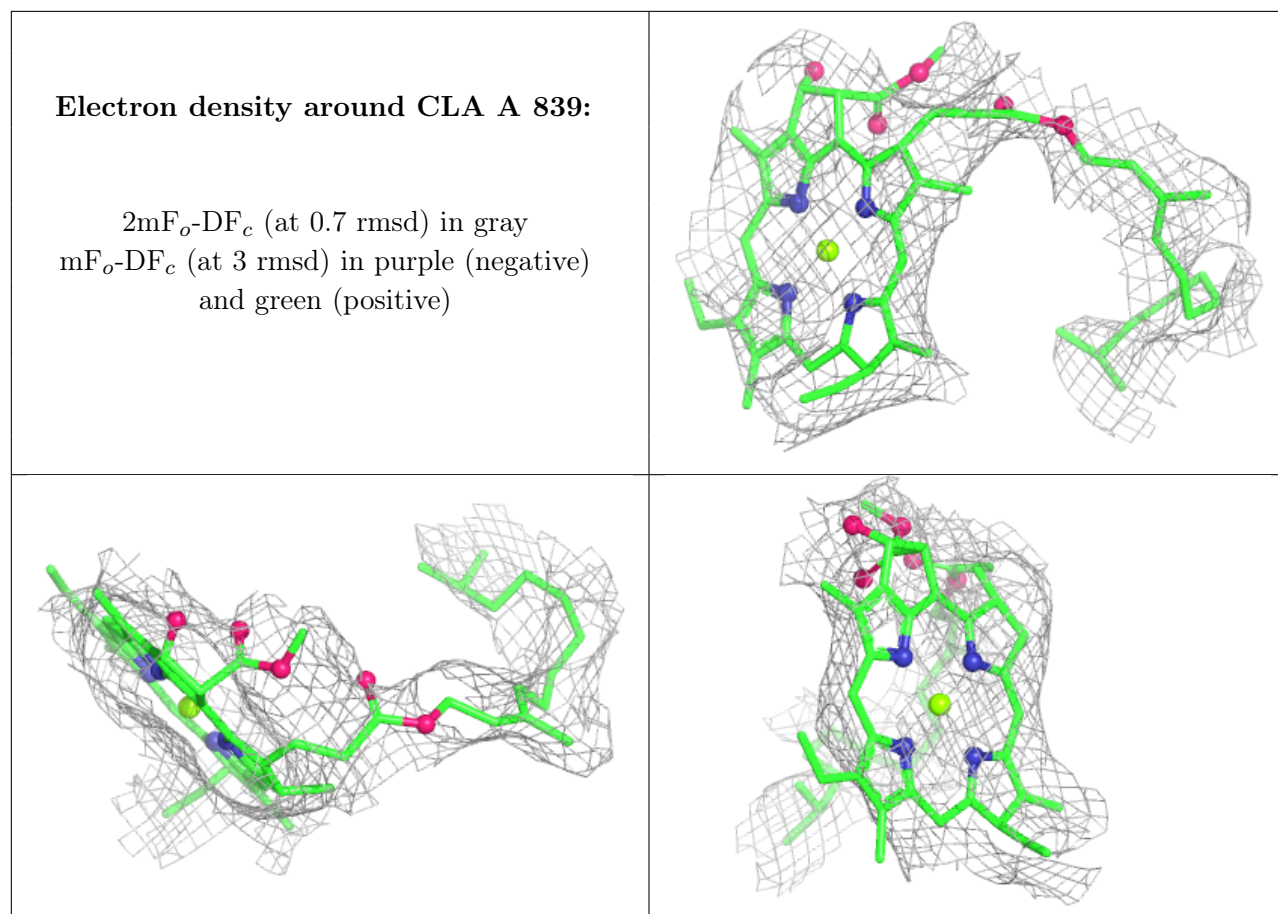
Electron density around CLA A 805:

$2mF_o-DF_c$ (at 0.7 rmsd) in gray
 mF_o-DF_c (at 3 rmsd) in purple (negative)
and green (positive)

**Electron density around CLA A 834:**

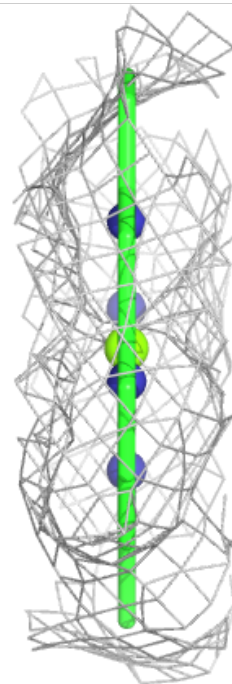
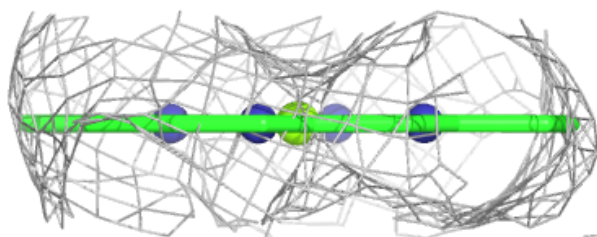
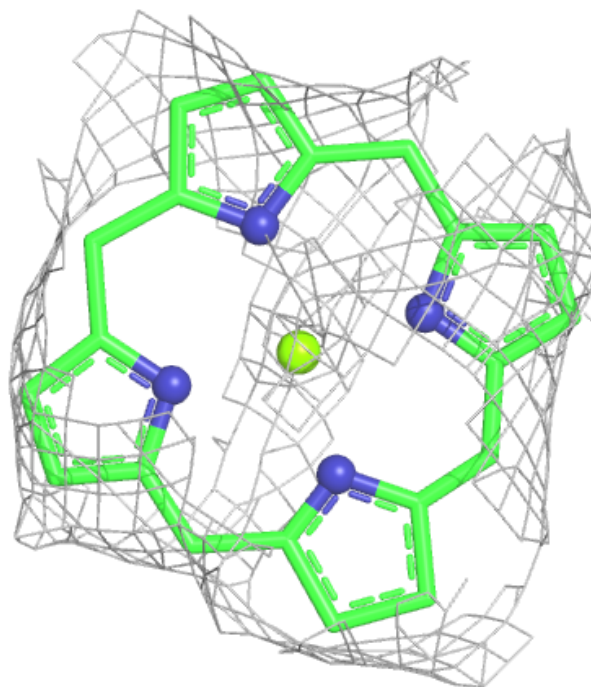
$2mF_o-DF_c$ (at 0.7 rmsd) in gray
 mF_o-DF_c (at 3 rmsd) in purple (negative)
and green (positive)





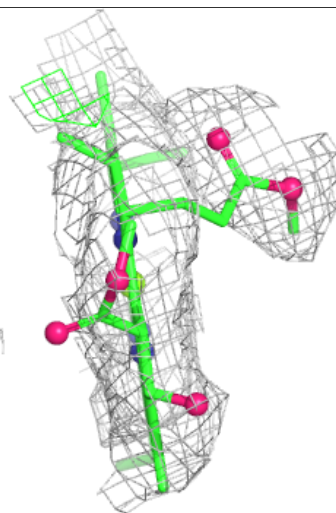
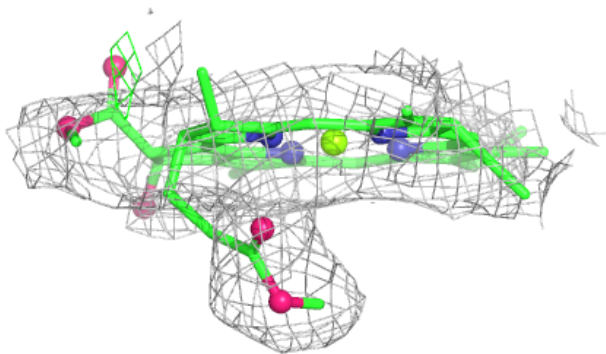
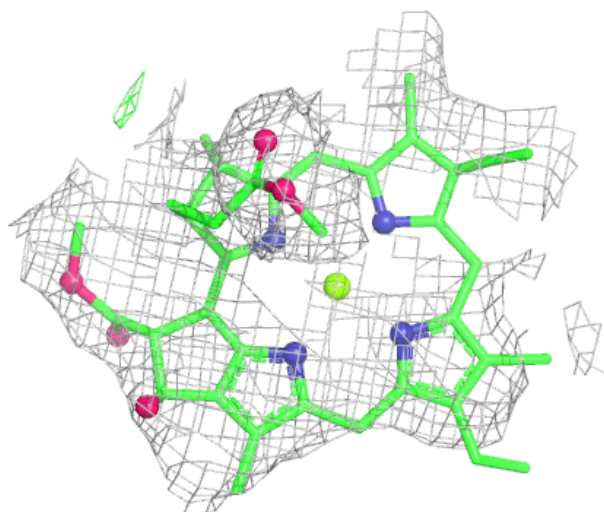
Electron density around CLA 1 212:

$2mF_o-DF_c$ (at 0.7 rmsd) in gray
 mF_o-DF_c (at 3 rmsd) in purple (negative)
and green (positive)



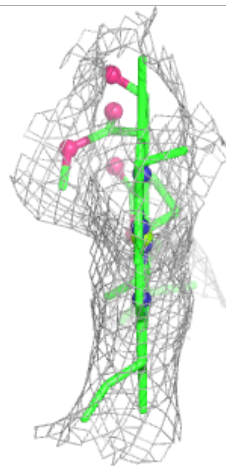
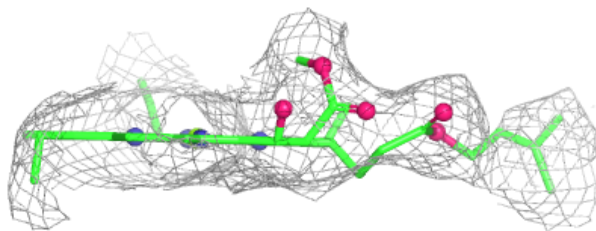
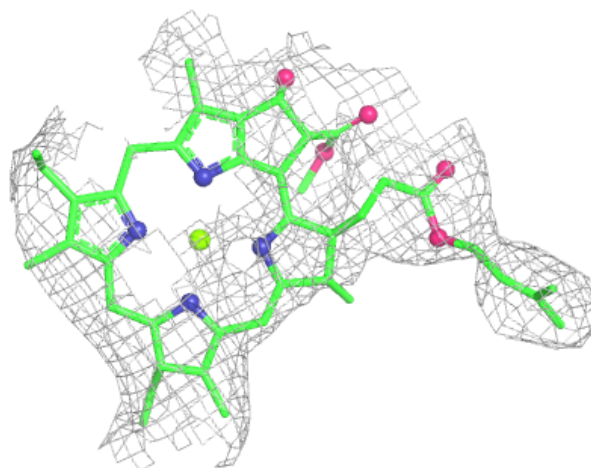
Electron density around CLA 1 204:

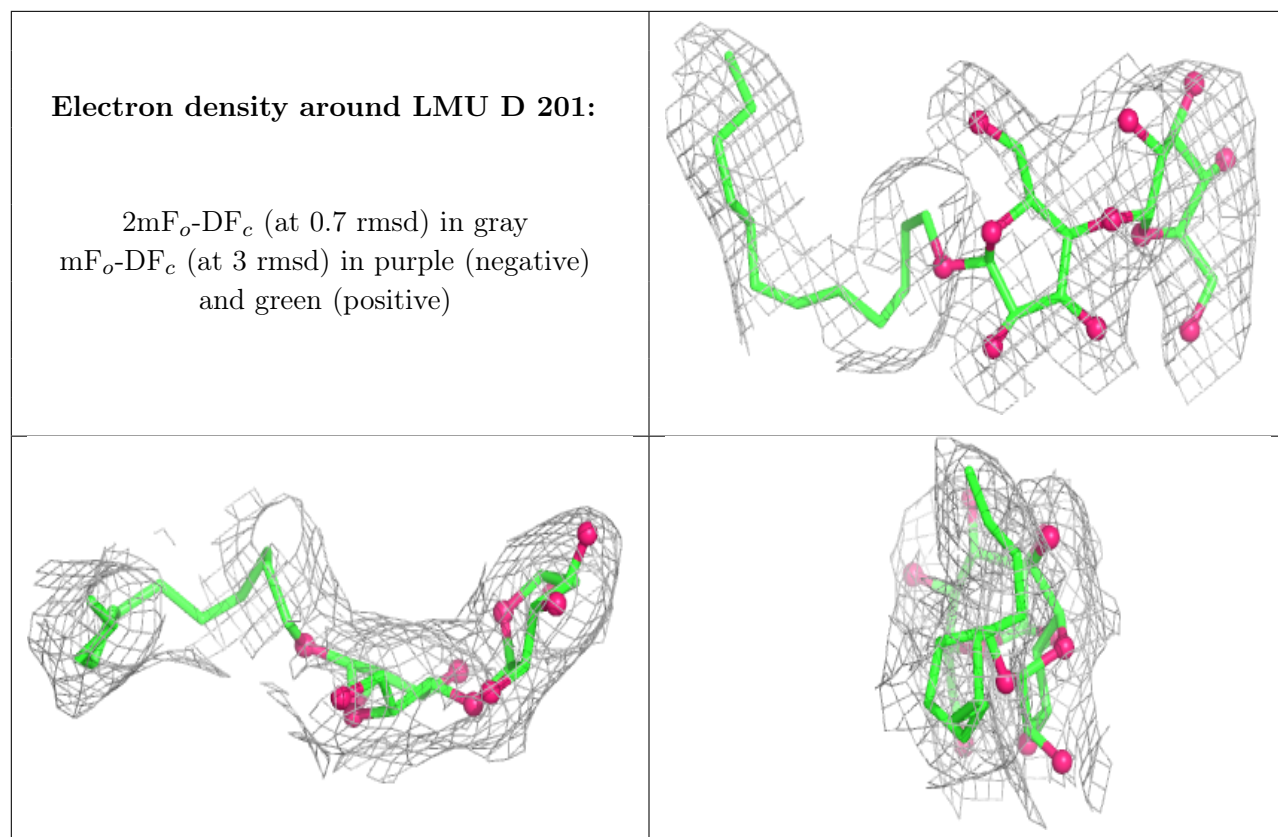
$2mF_o-DF_c$ (at 0.7 rmsd) in gray
 mF_o-DF_c (at 3 rmsd) in purple (negative)
and green (positive)



Electron density around CLA 4 310:

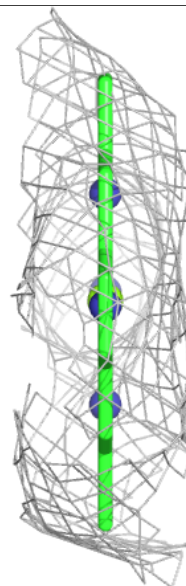
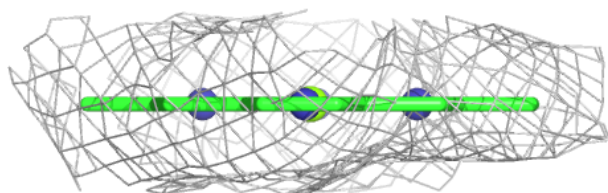
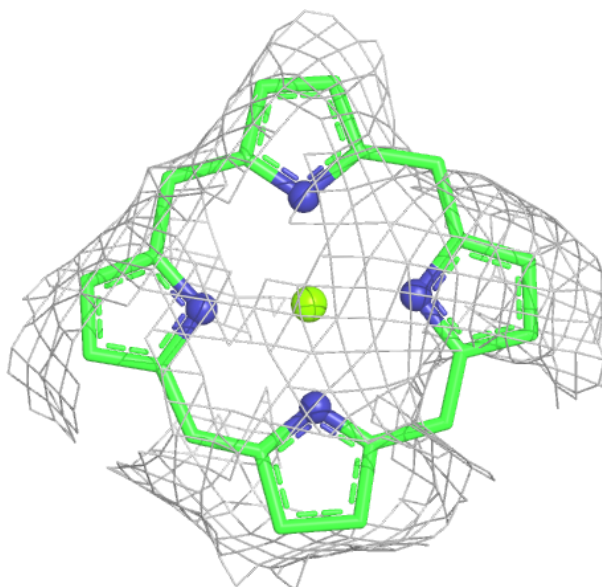
$2mF_o-DF_c$ (at 0.7 rmsd) in gray
 mF_o-DF_c (at 3 rmsd) in purple (negative)
and green (positive)





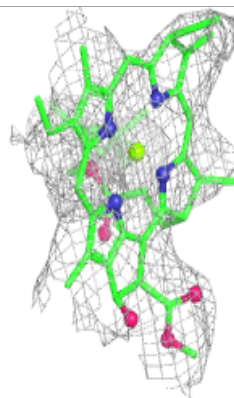
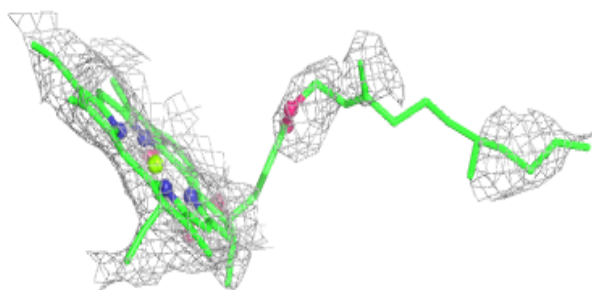
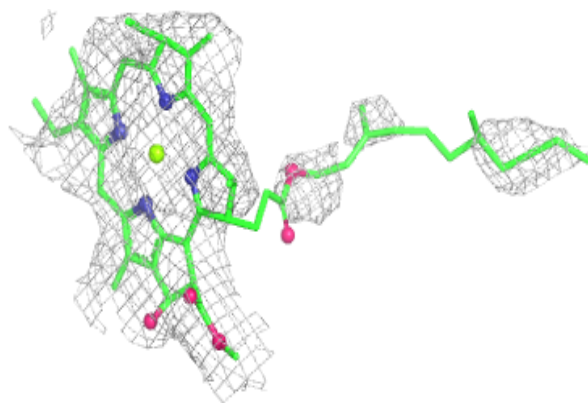
Electron density around CLA 1 214:

$2mF_o-DF_c$ (at 0.7 rmsd) in gray
 mF_o-DF_c (at 3 rmsd) in purple (negative)
and green (positive)

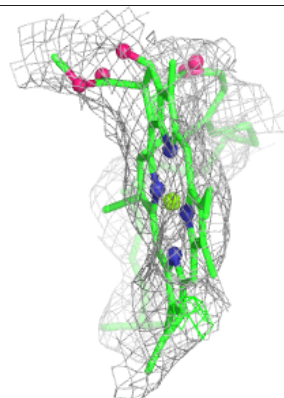
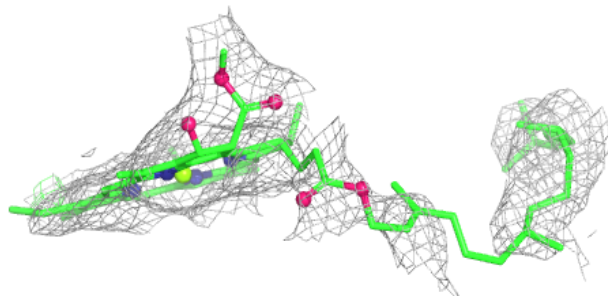
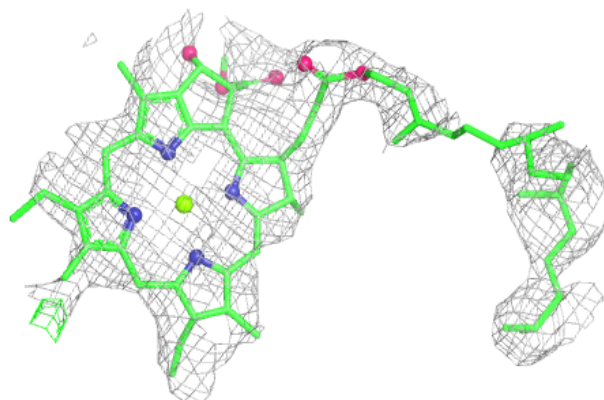


Electron density around CLA A 819:

$2mF_o-DF_c$ (at 0.7 rmsd) in gray
 mF_o-DF_c (at 3 rmsd) in purple (negative)
and green (positive)

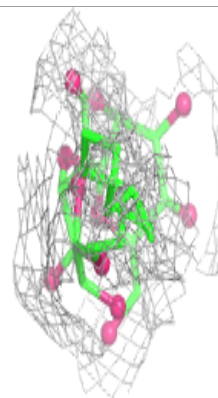
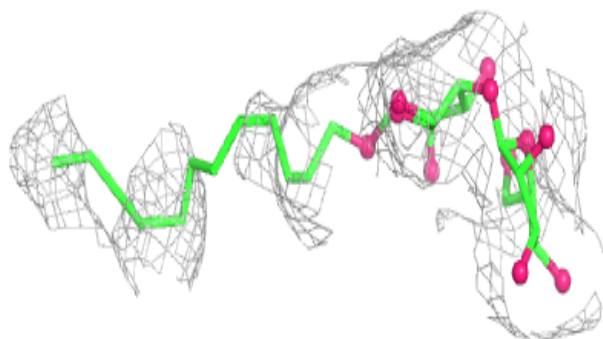
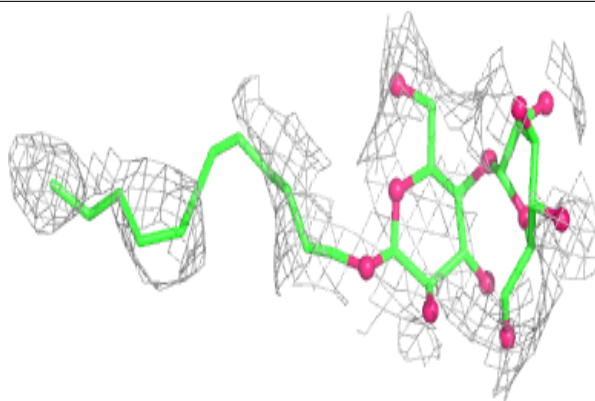
**Electron density around CLA A 825:**

$2mF_o-DF_c$ (at 0.7 rmsd) in gray
 mF_o-DF_c (at 3 rmsd) in purple (negative)
and green (positive)

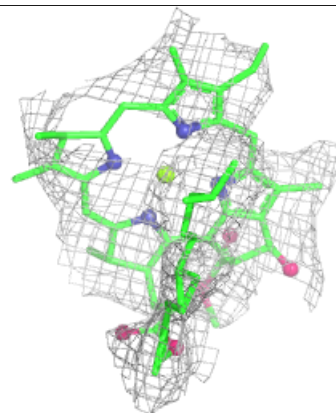
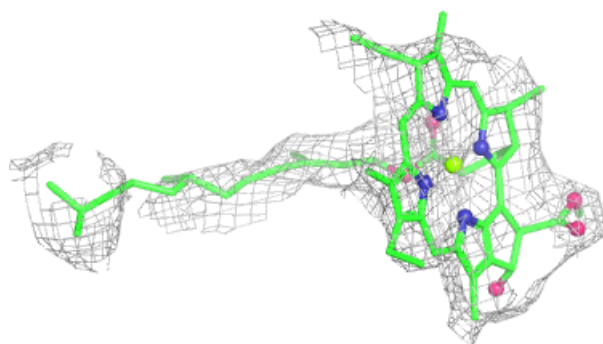
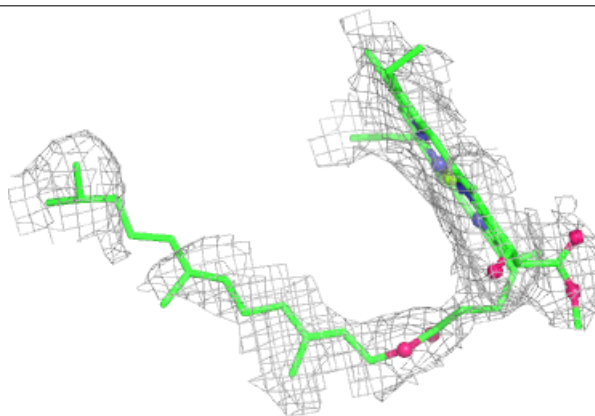


Electron density around LMU 1 218:

$2mF_o-DF_c$ (at 0.7 rmsd) in gray
 mF_o-DF_c (at 3 rmsd) in purple (negative)
and green (positive)

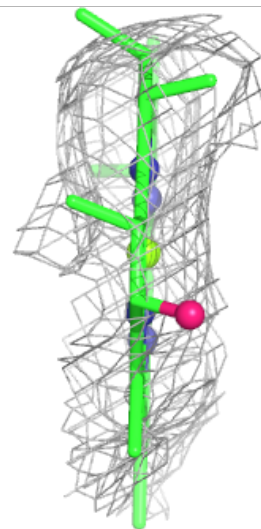
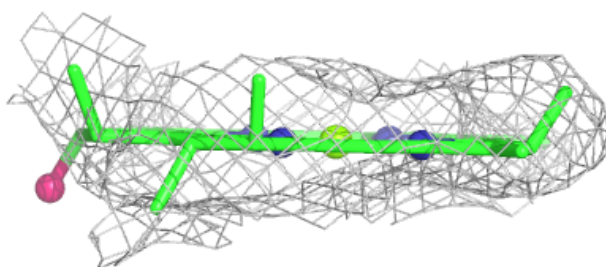
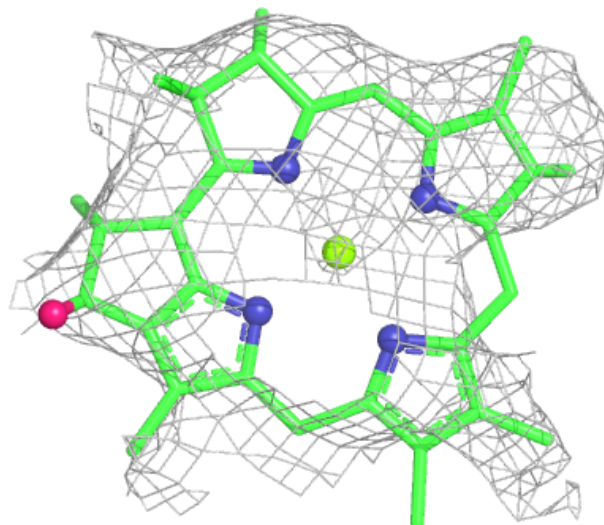
**Electron density around CLA L 201:**

$2mF_o-DF_c$ (at 0.7 rmsd) in gray
 mF_o-DF_c (at 3 rmsd) in purple (negative)
and green (positive)



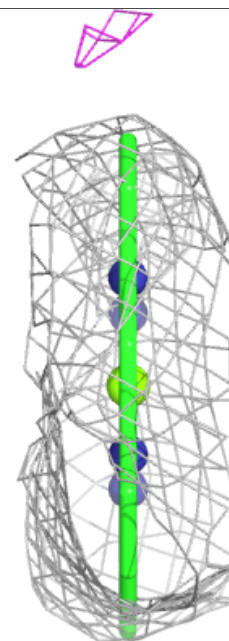
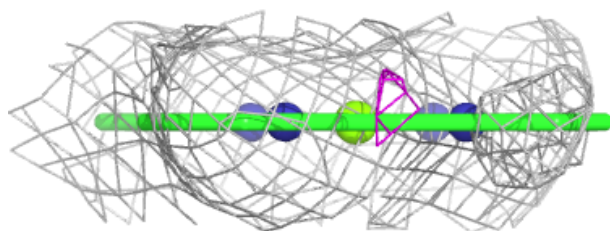
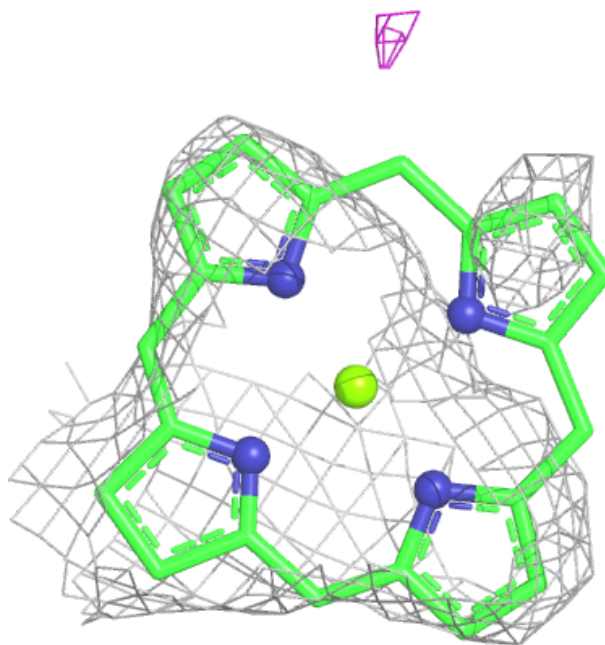
Electron density around CLA B 842:

$2mF_o-DF_c$ (at 0.7 rmsd) in gray
 mF_o-DF_c (at 3 rmsd) in purple (negative)
and green (positive)



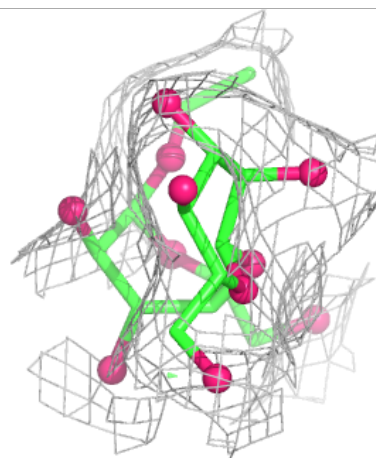
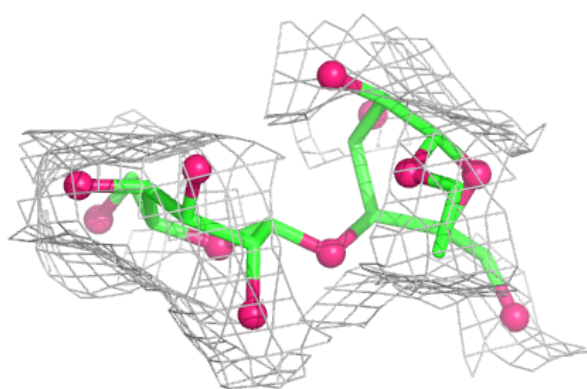
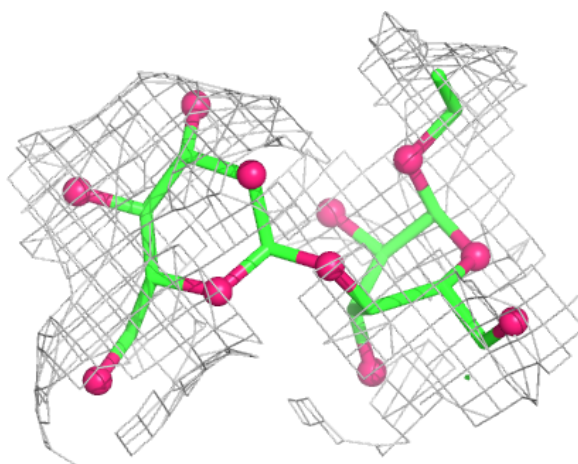
Electron density around CLA 2 309:

$2mF_o-DF_c$ (at 0.7 rmsd) in gray
 mF_o-DF_c (at 3 rmsd) in purple (negative)
and green (positive)



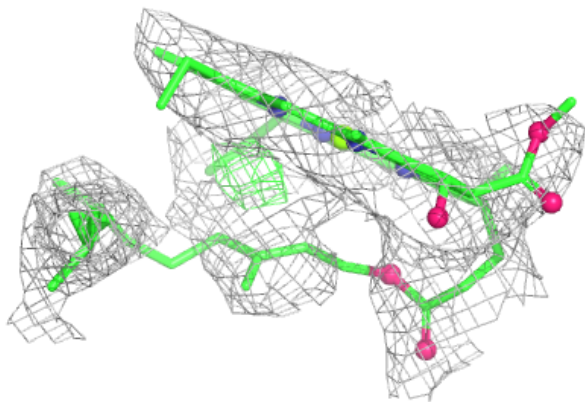
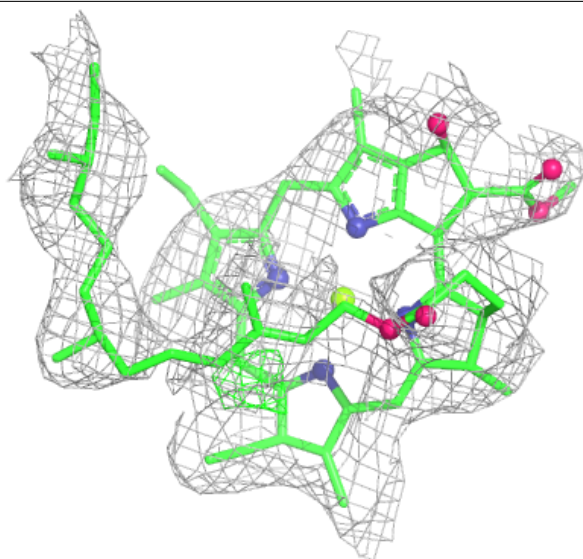
Electron density around LMU B 849:

$2mF_o-DF_c$ (at 0.7 rmsd) in gray
 mF_o-DF_c (at 3 rmsd) in purple (negative)
and green (positive)



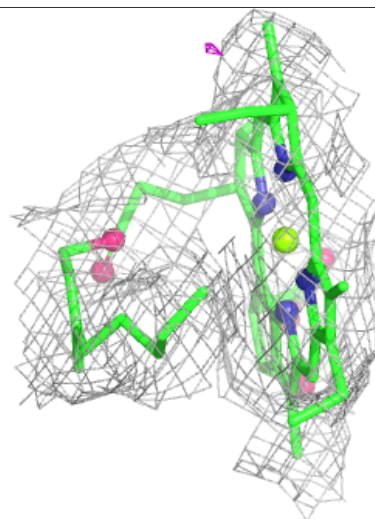
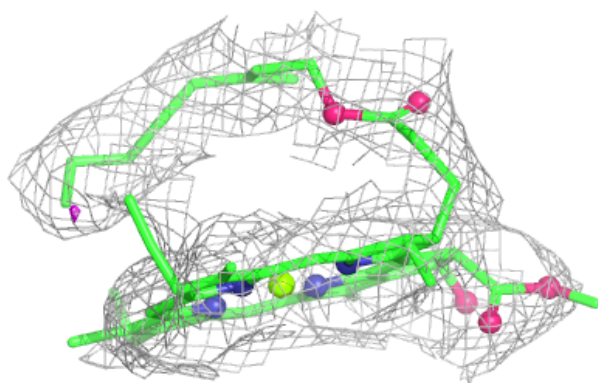
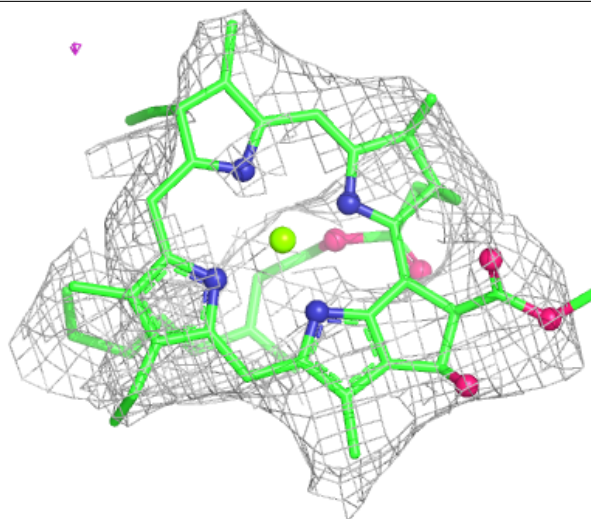
Electron density around CLA B 820:

$2mF_o-DF_c$ (at 0.7 rmsd) in gray
 mF_o-DF_c (at 3 rmsd) in purple (negative)
and green (positive)



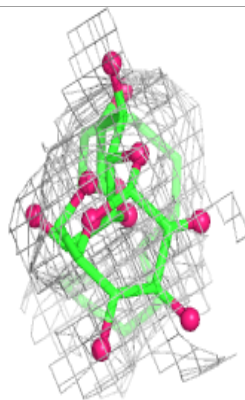
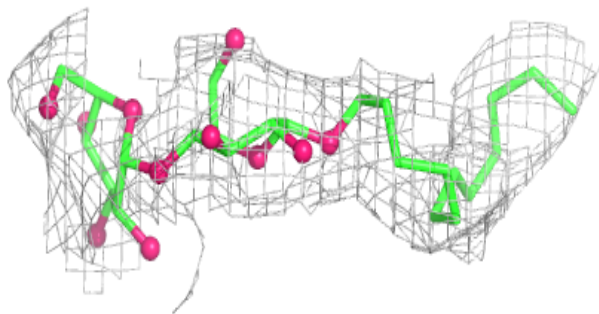
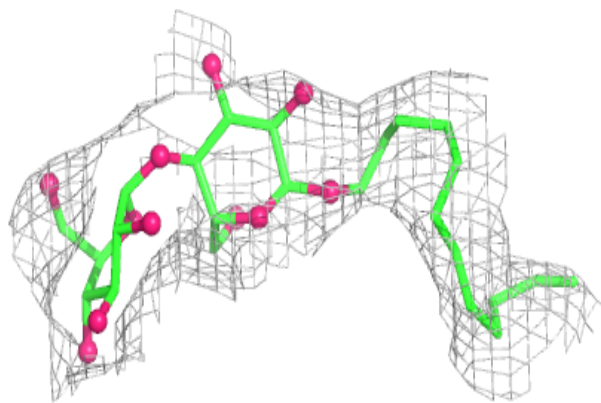
Electron density around CLA A 812:

$2mF_o-DF_c$ (at 0.7 rmsd) in gray
 mF_o-DF_c (at 3 rmsd) in purple (negative)
and green (positive)



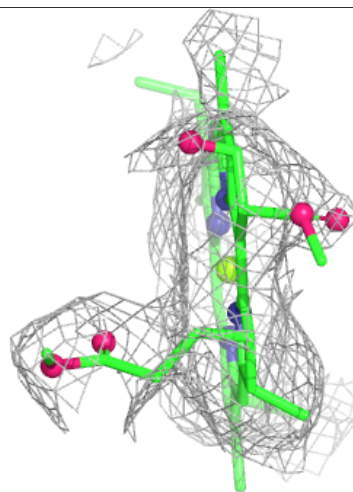
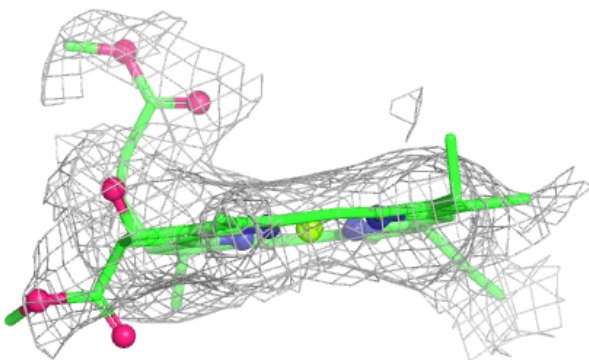
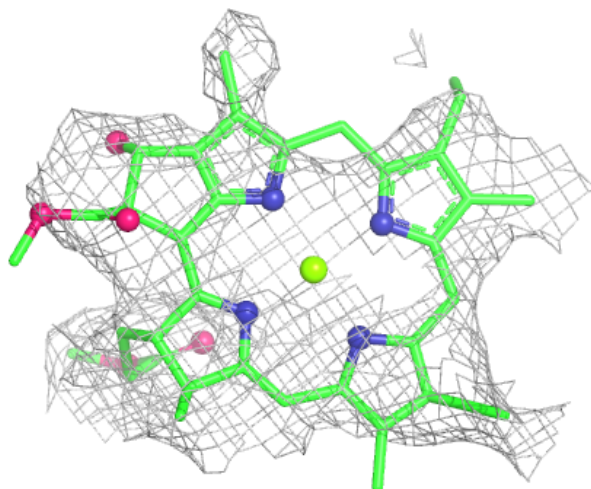
Electron density around LMU R 109:

$2mF_o-DF_c$ (at 0.7 rmsd) in gray
 mF_o-DF_c (at 3 rmsd) in purple (negative)
and green (positive)



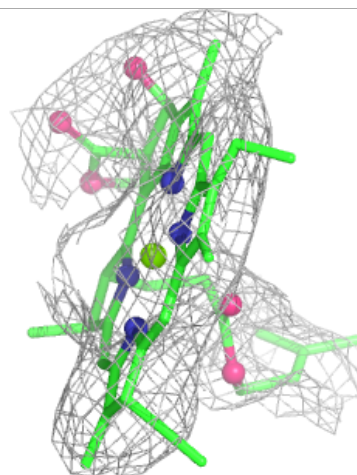
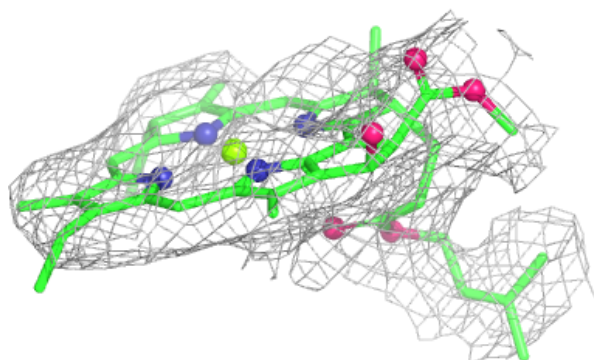
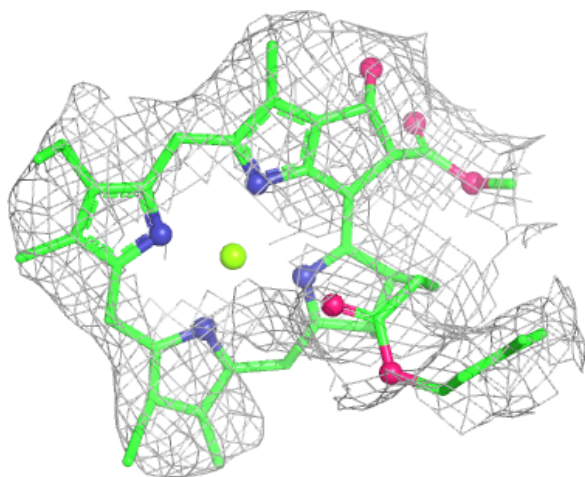
Electron density around CLA A 807:

$2mF_o-DF_c$ (at 0.7 rmsd) in gray
 mF_o-DF_c (at 3 rmsd) in purple (negative)
and green (positive)



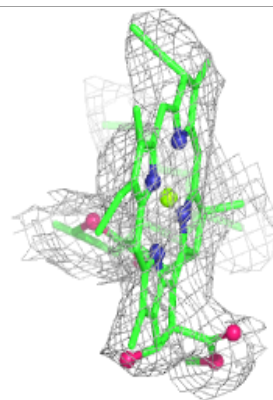
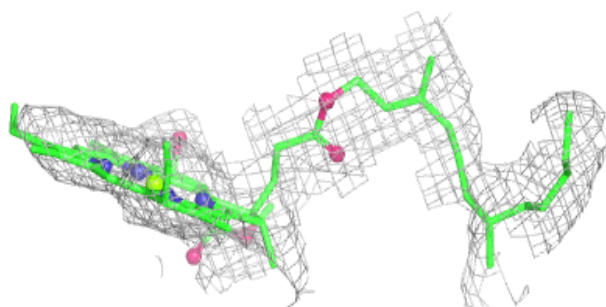
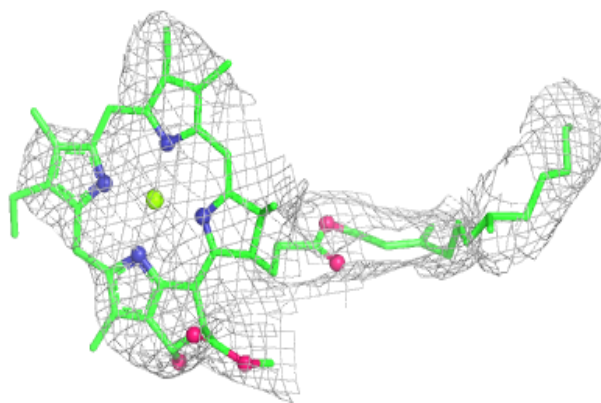
Electron density around CLA A 815:

$2mF_o-DF_c$ (at 0.7 rmsd) in gray
 mF_o-DF_c (at 3 rmsd) in purple (negative)
and green (positive)

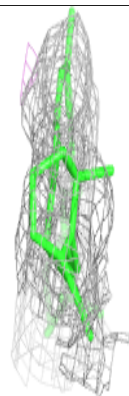
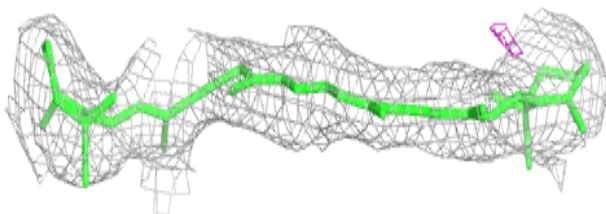
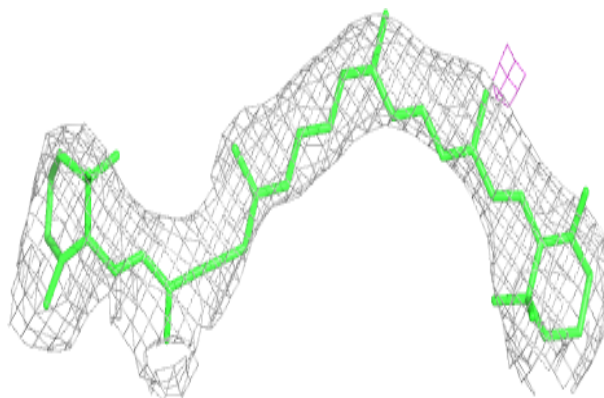


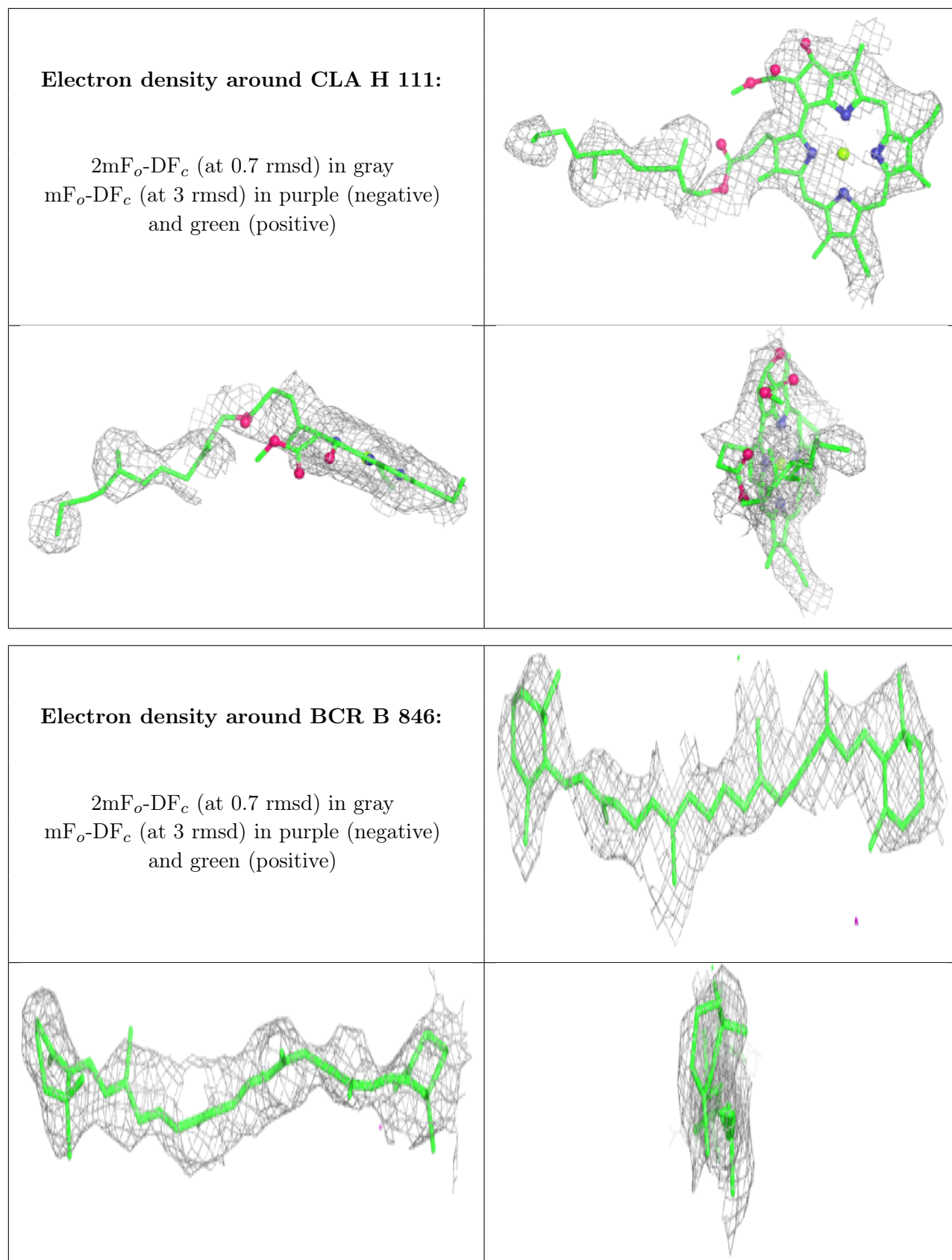
Electron density around CLA A 824:

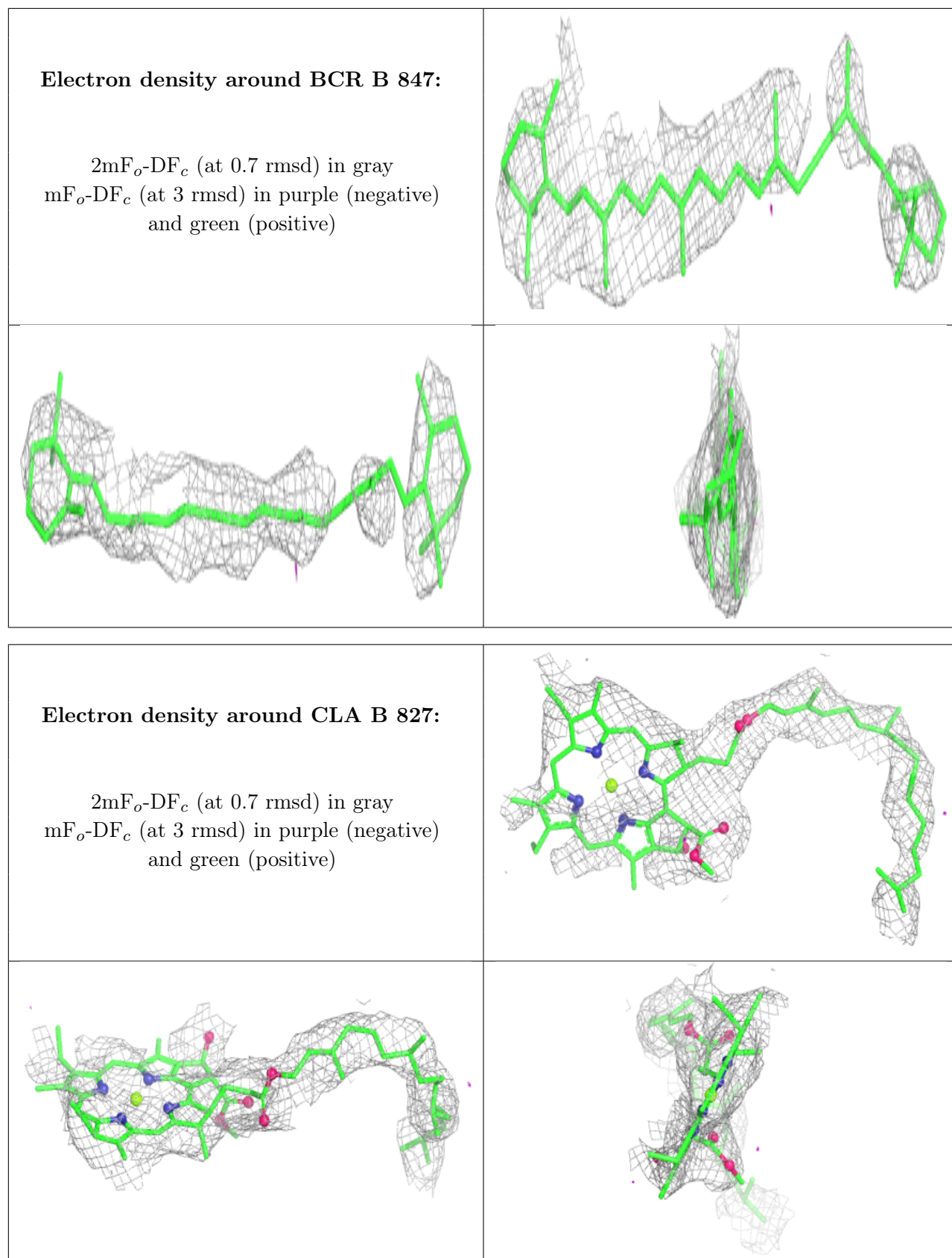
$2mF_o-DF_c$ (at 0.7 rmsd) in gray
 mF_o-DF_c (at 3 rmsd) in purple (negative)
and green (positive)

**Electron density around BCR A 845:**

$2mF_o-DF_c$ (at 0.7 rmsd) in gray
 mF_o-DF_c (at 3 rmsd) in purple (negative)
and green (positive)

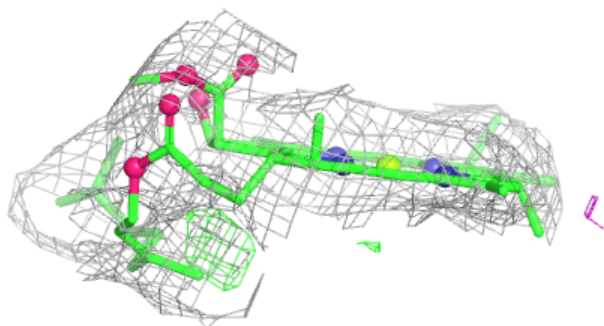
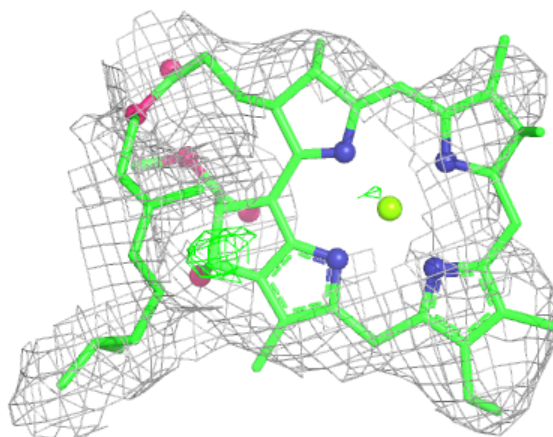




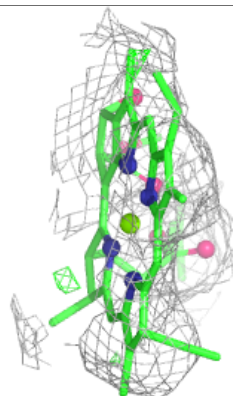
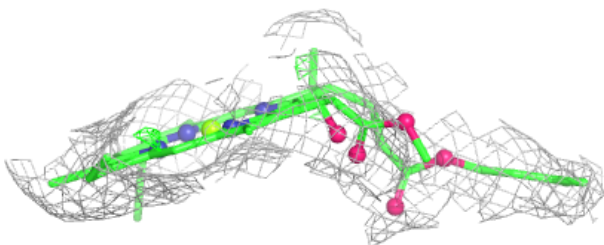
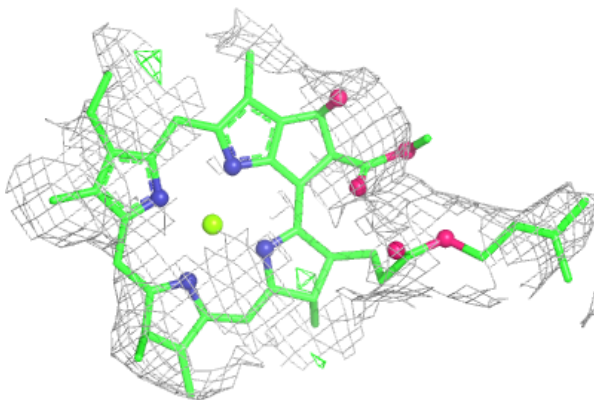


Electron density around CLA B 812:

$2mF_o-DF_c$ (at 0.7 rmsd) in gray
 mF_o-DF_c (at 3 rmsd) in purple (negative)
and green (positive)

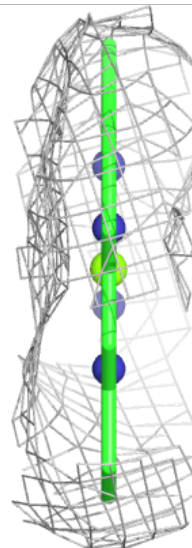
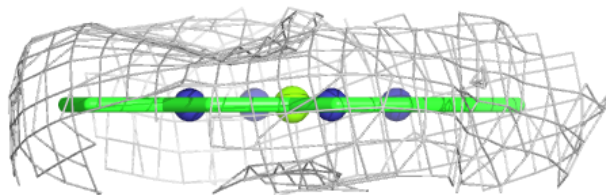
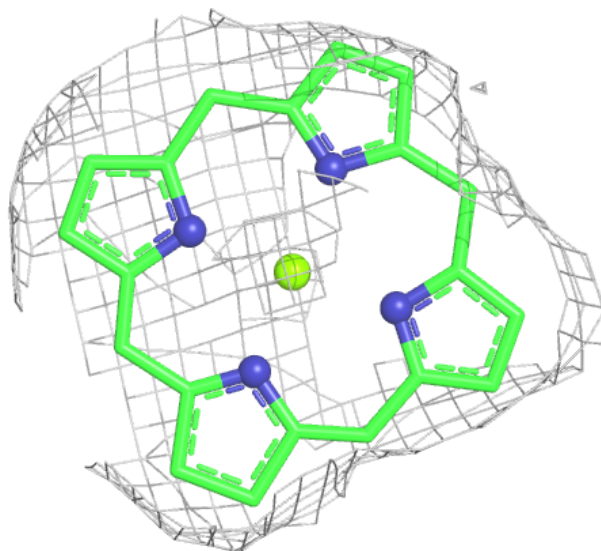
**Electron density around CLA L 210:**

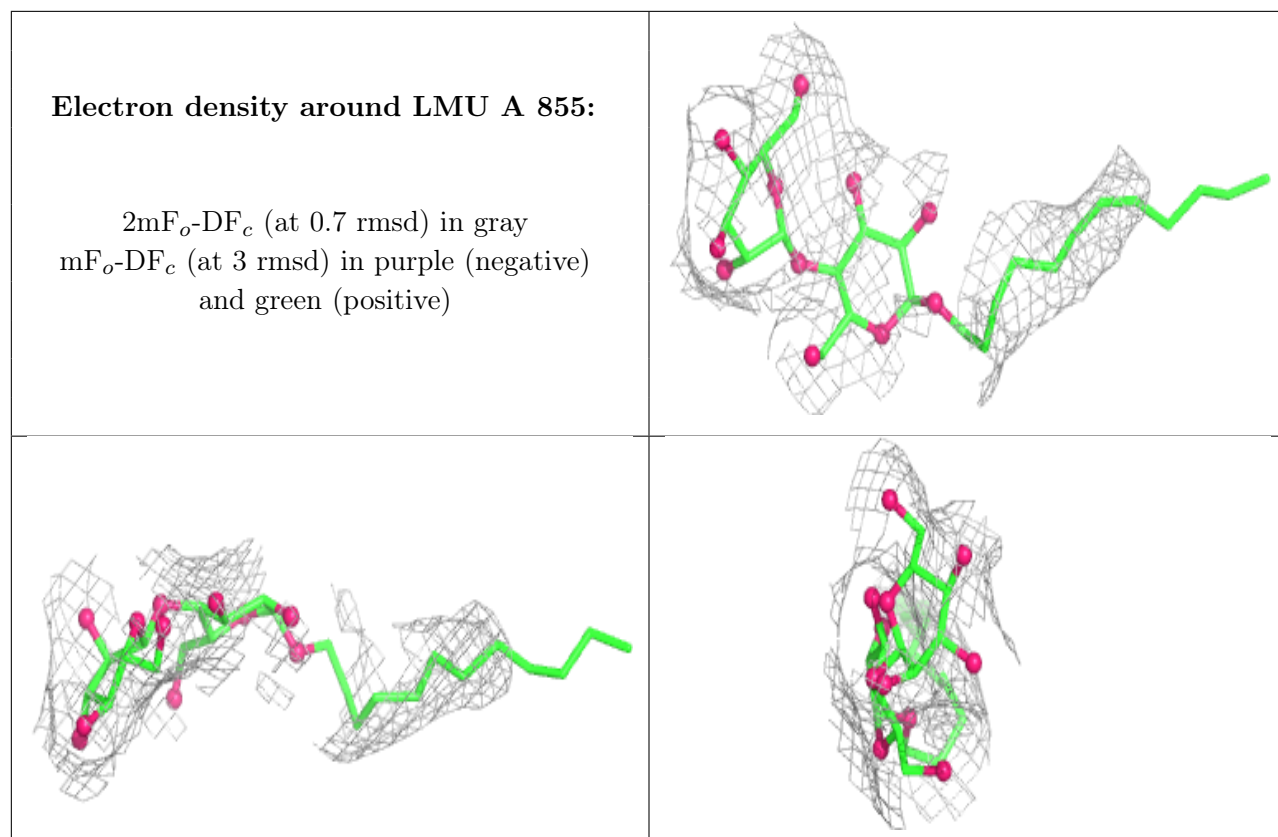
$2mF_o-DF_c$ (at 0.7 rmsd) in gray
 mF_o-DF_c (at 3 rmsd) in purple (negative)
and green (positive)



Electron density around CLA 3 304:

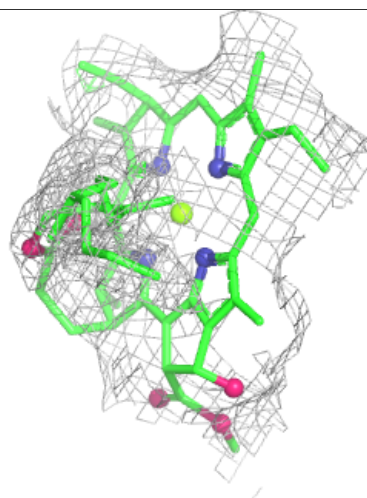
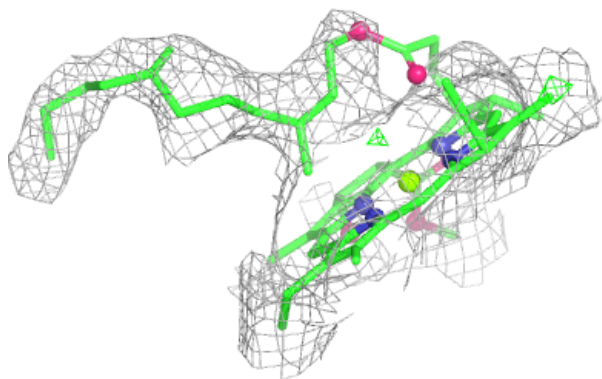
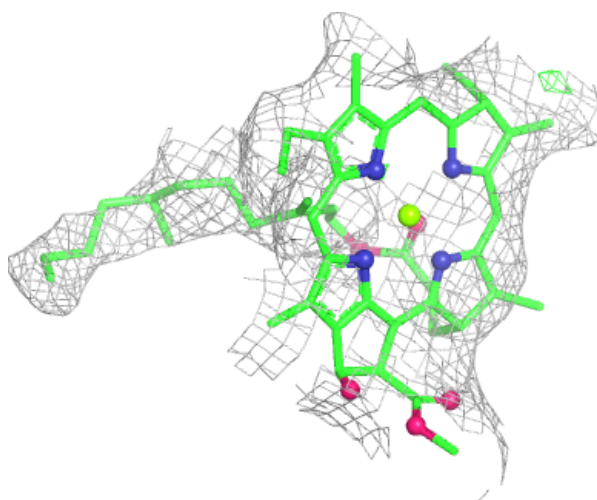
$2mF_o-DF_c$ (at 0.7 rmsd) in gray
 mF_o-DF_c (at 3 rmsd) in purple (negative)
and green (positive)





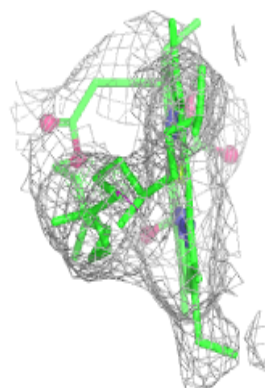
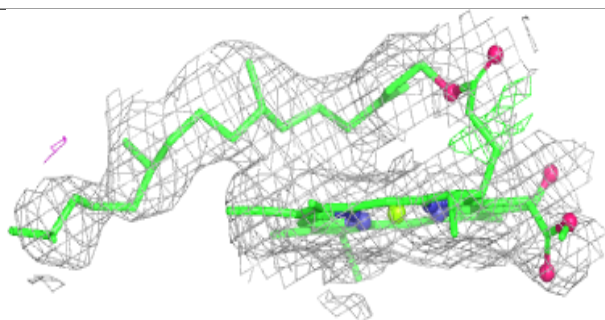
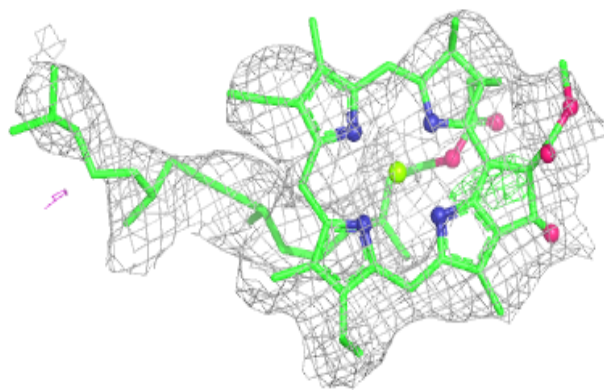
Electron density around CLA 2 303:

$2mF_o-DF_c$ (at 0.7 rmsd) in gray
 mF_o-DF_c (at 3 rmsd) in purple (negative)
and green (positive)

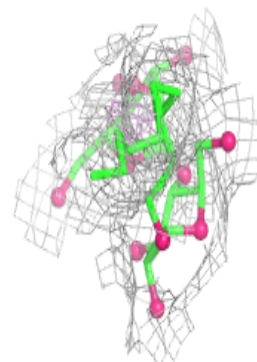
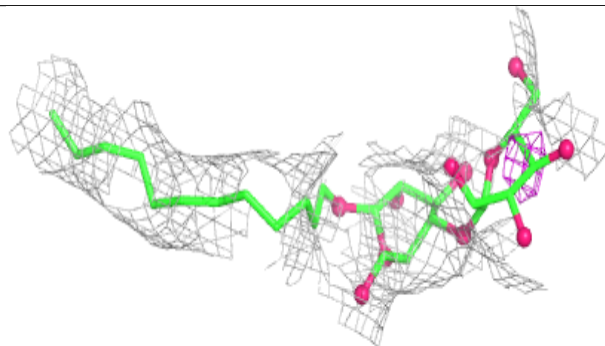
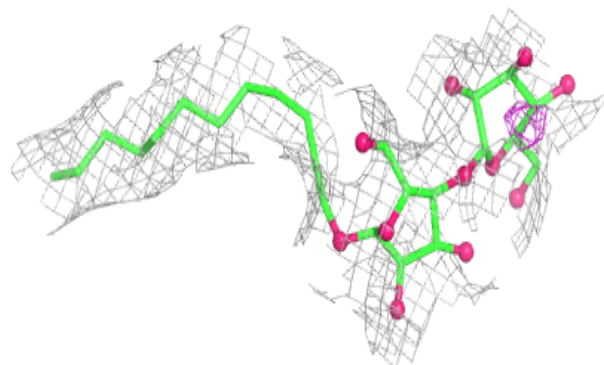


Electron density around CLA B 806:

$2mF_o-DF_c$ (at 0.7 rmsd) in gray
 mF_o-DF_c (at 3 rmsd) in purple (negative)
and green (positive)

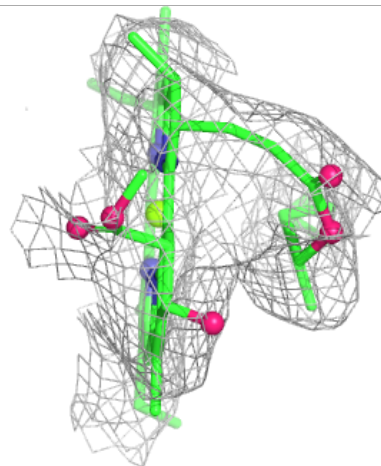
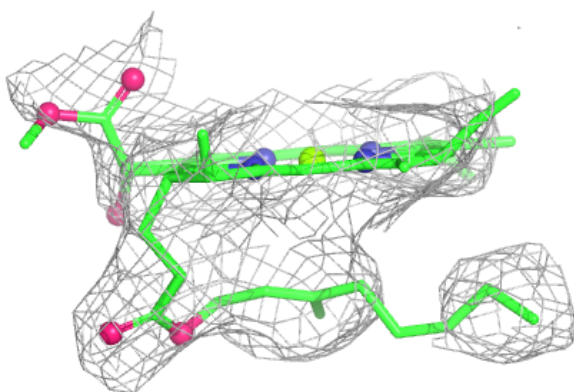
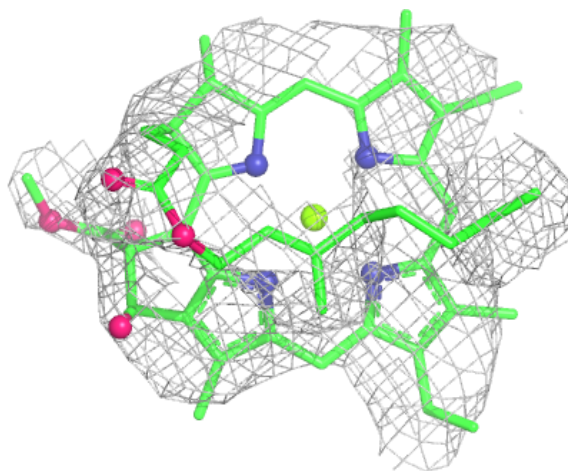
**Electron density around LMU G 101:**

$2mF_o-DF_c$ (at 0.7 rmsd) in gray
 mF_o-DF_c (at 3 rmsd) in purple (negative)
and green (positive)



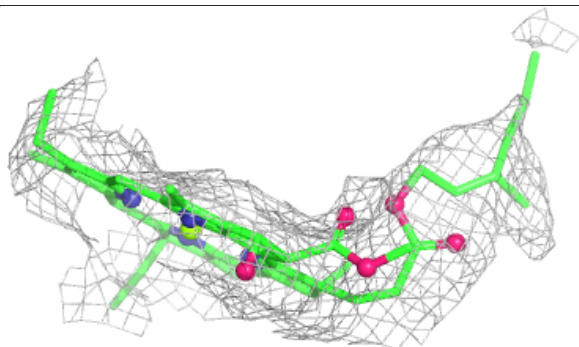
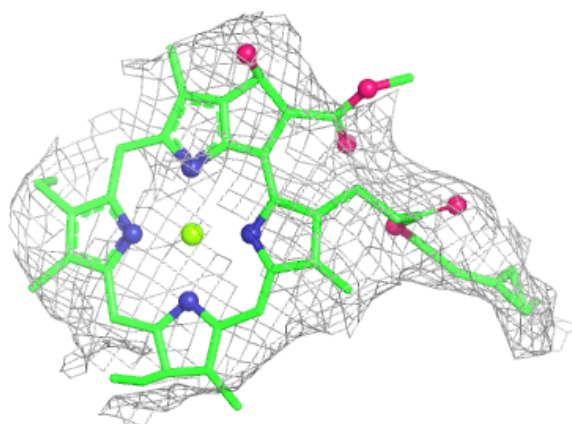
Electron density around CLA A 816:

$2mF_o-DF_c$ (at 0.7 rmsd) in gray
 mF_o-DF_c (at 3 rmsd) in purple (negative)
and green (positive)

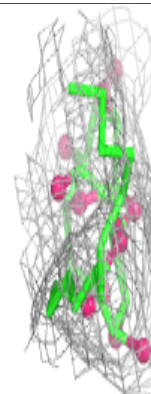
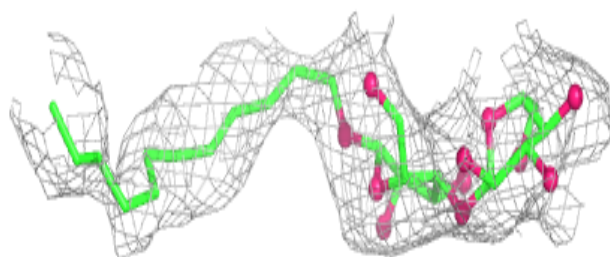
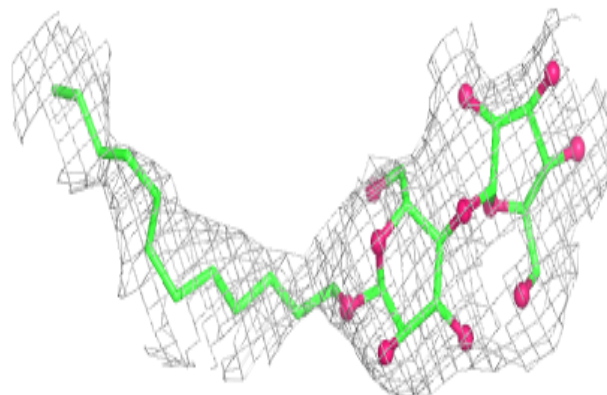


Electron density around CLA 4 306:

$2mF_o-DF_c$ (at 0.7 rmsd) in gray
 mF_o-DF_c (at 3 rmsd) in purple (negative)
and green (positive)

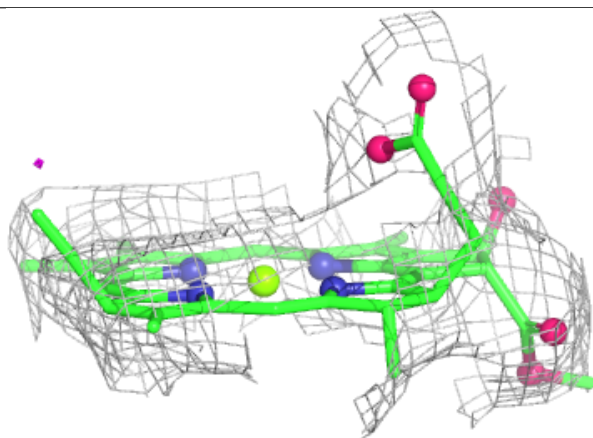
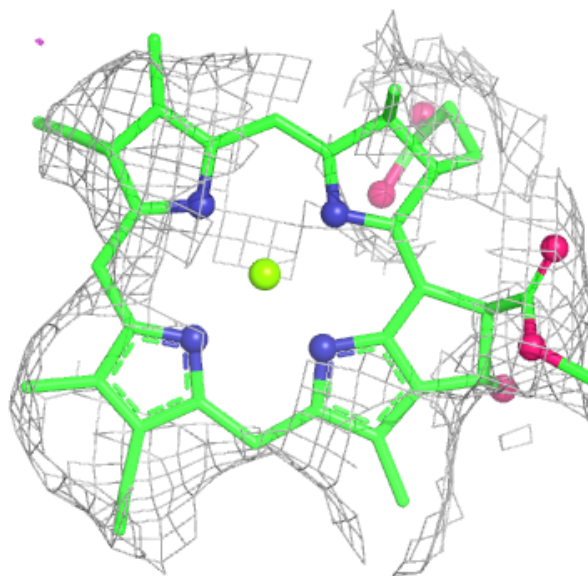
**Electron density around LMU 1 216:**

$2mF_o-DF_c$ (at 0.7 rmsd) in gray
 mF_o-DF_c (at 3 rmsd) in purple (negative)
and green (positive)



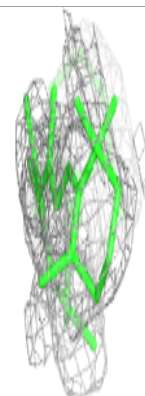
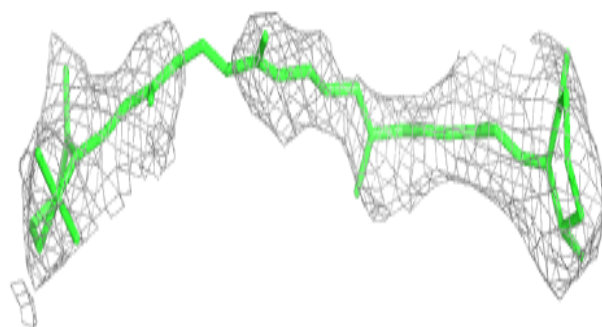
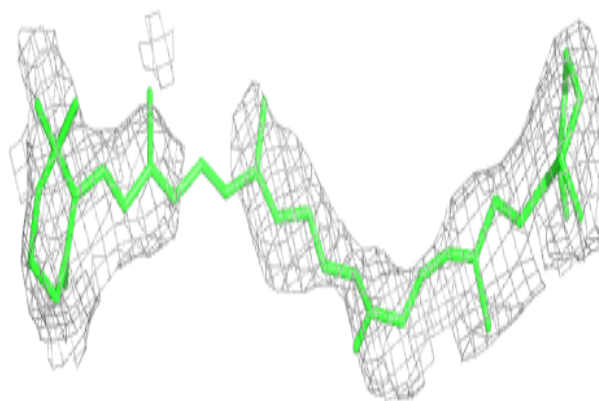
Electron density around CLA B 834:

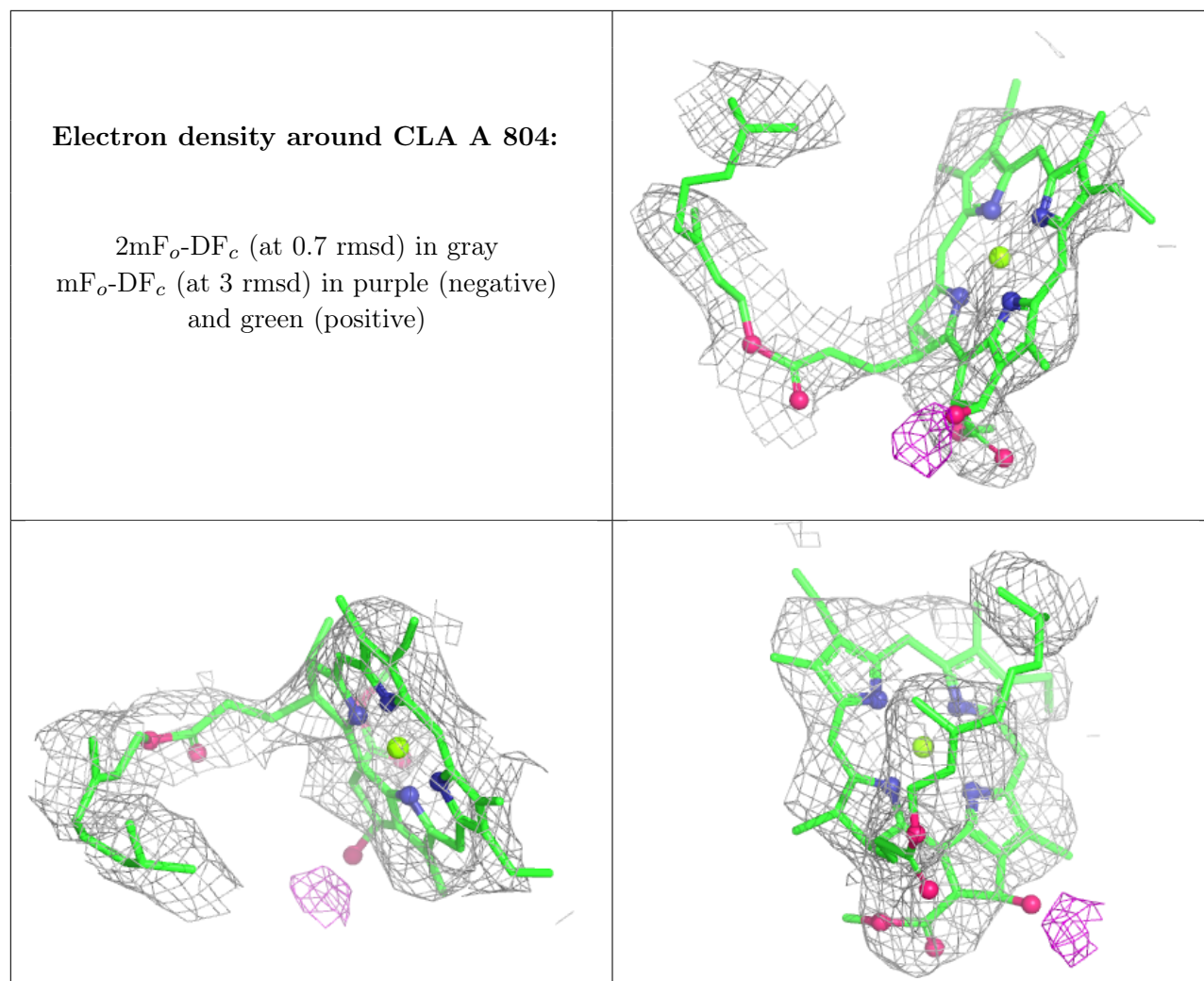
$2mF_o-DF_c$ (at 0.7 rmsd) in gray
 mF_o-DF_c (at 3 rmsd) in purple (negative)
and green (positive)



Electron density around BCR I 101:

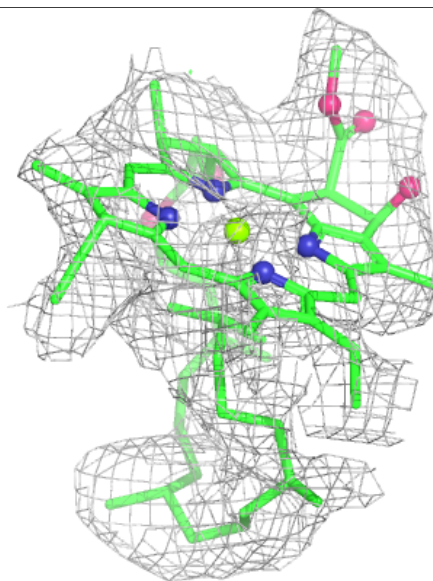
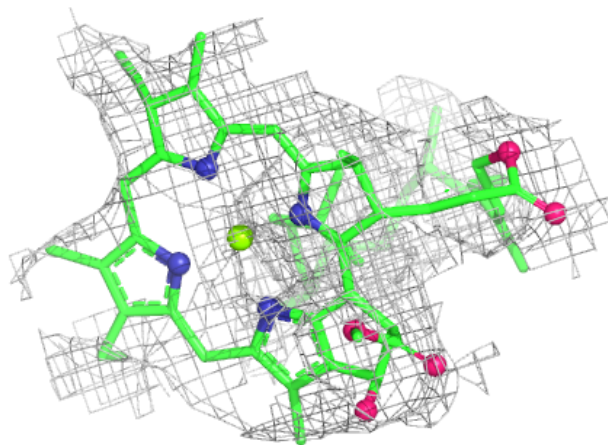
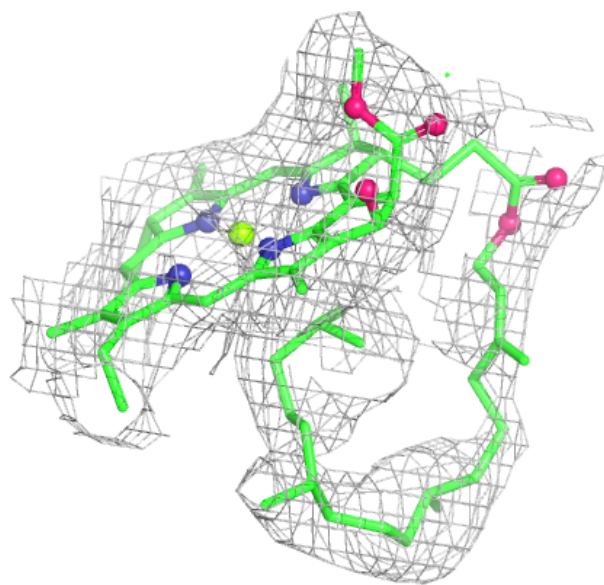
$2mF_o-DF_c$ (at 0.7 rmsd) in gray
 mF_o-DF_c (at 3 rmsd) in purple (negative)
and green (positive)





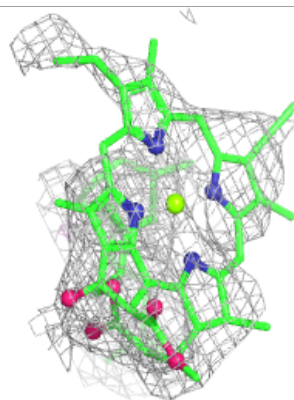
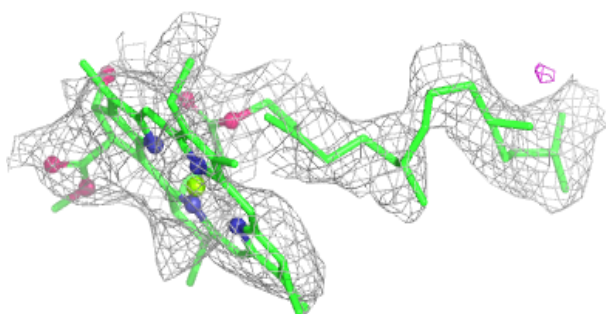
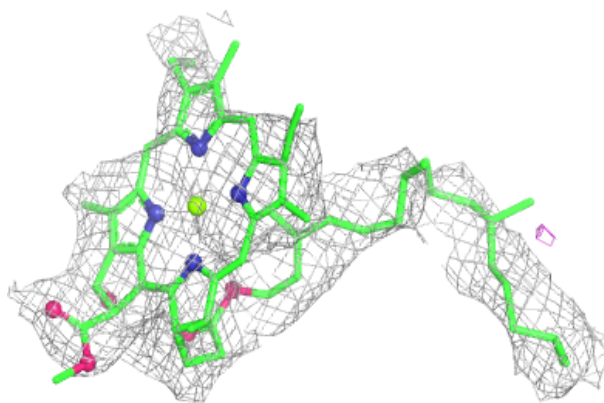
Electron density around CLA 2 317:

$2mF_o-DF_c$ (at 0.7 rmsd) in gray
 mF_o-DF_c (at 3 rmsd) in purple (negative)
and green (positive)

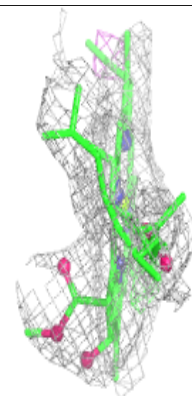
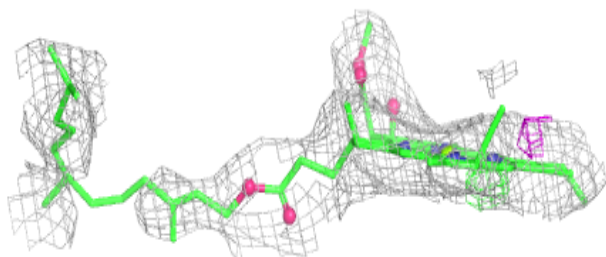
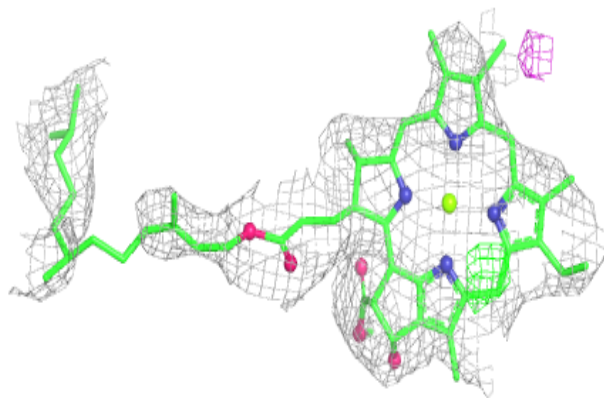


Electron density around CLA L 203:

$2mF_o-DF_c$ (at 0.7 rmsd) in gray
 mF_o-DF_c (at 3 rmsd) in purple (negative)
and green (positive)

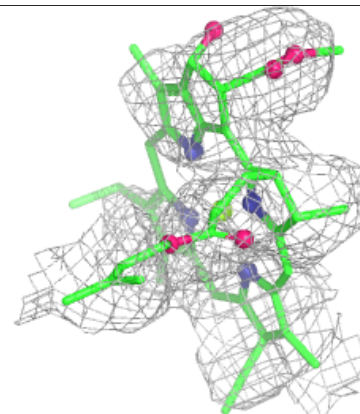
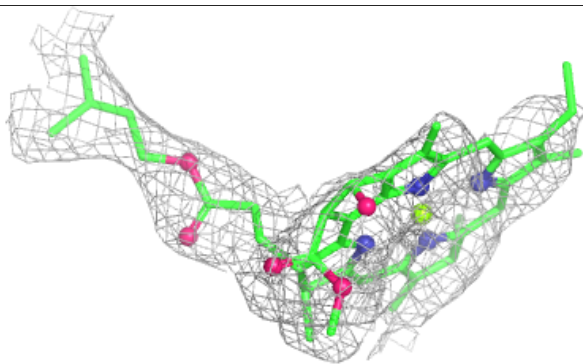
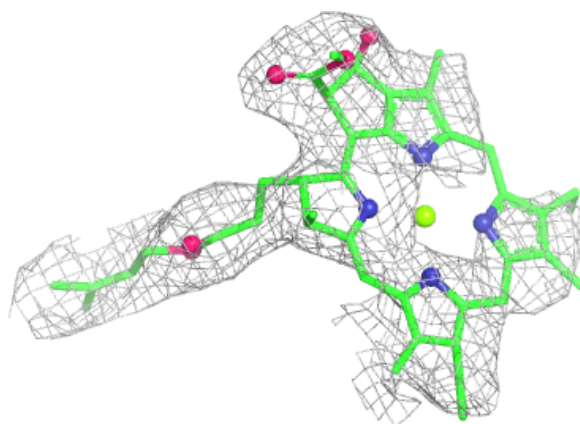
**Electron density around CLA B 837:**

$2mF_o-DF_c$ (at 0.7 rmsd) in gray
 mF_o-DF_c (at 3 rmsd) in purple (negative)
and green (positive)



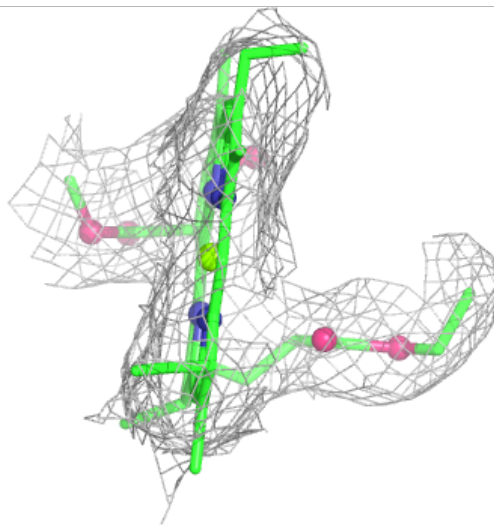
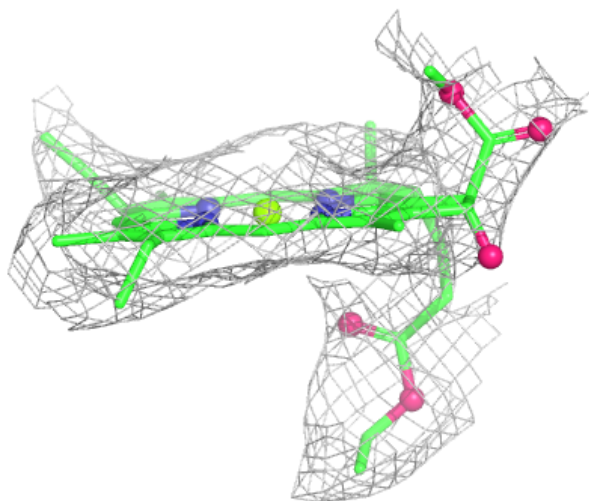
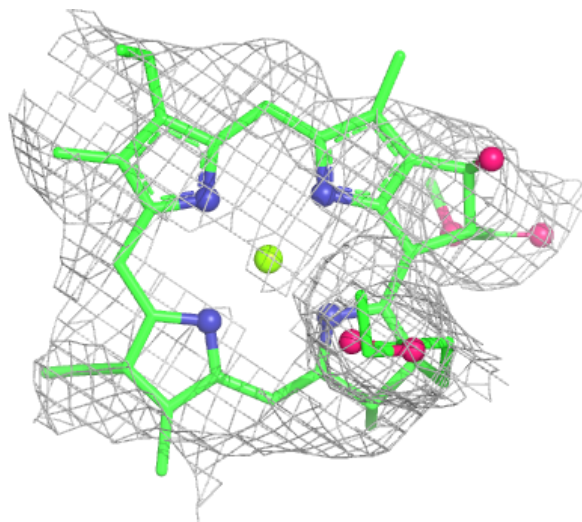
Electron density around CLA A 829:

$2mF_o-DF_c$ (at 0.7 rmsd) in gray
 mF_o-DF_c (at 3 rmsd) in purple (negative)
and green (positive)



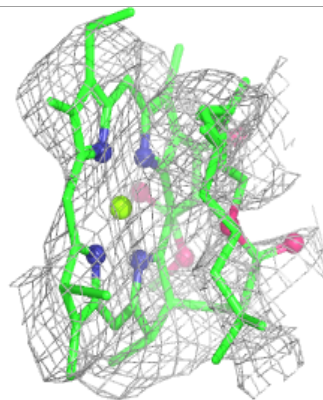
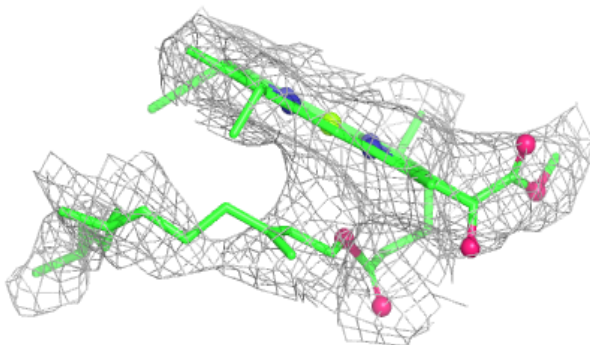
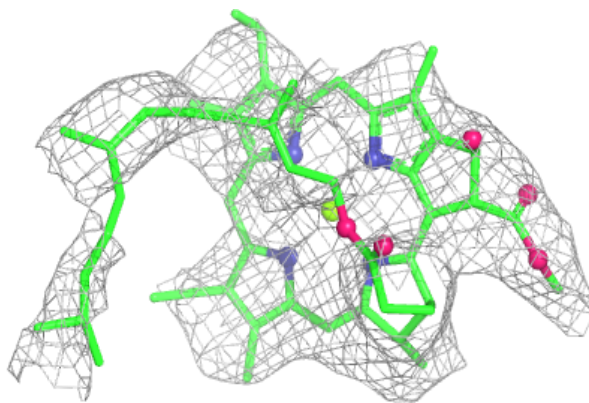
Electron density around CLA L 209:

$2mF_o-DF_c$ (at 0.7 rmsd) in gray
 mF_o-DF_c (at 3 rmsd) in purple (negative)
and green (positive)



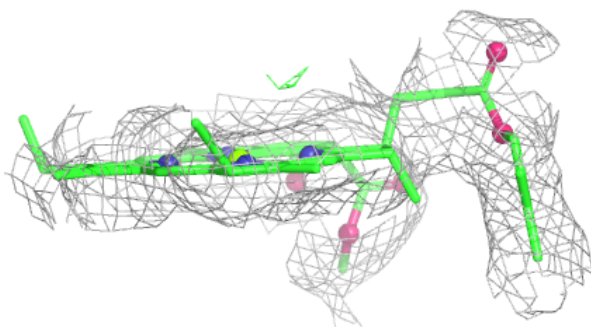
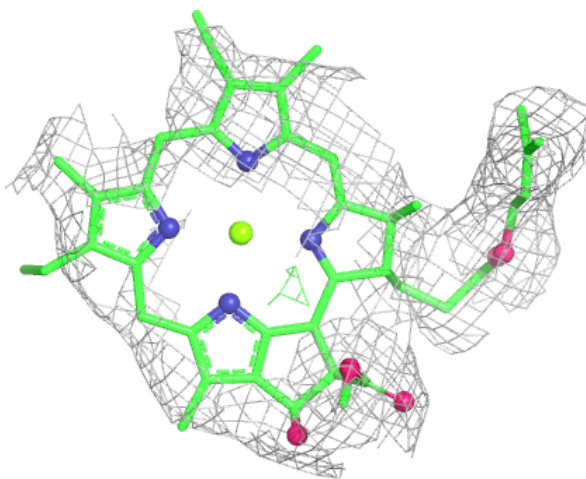
Electron density around CLA I 102:

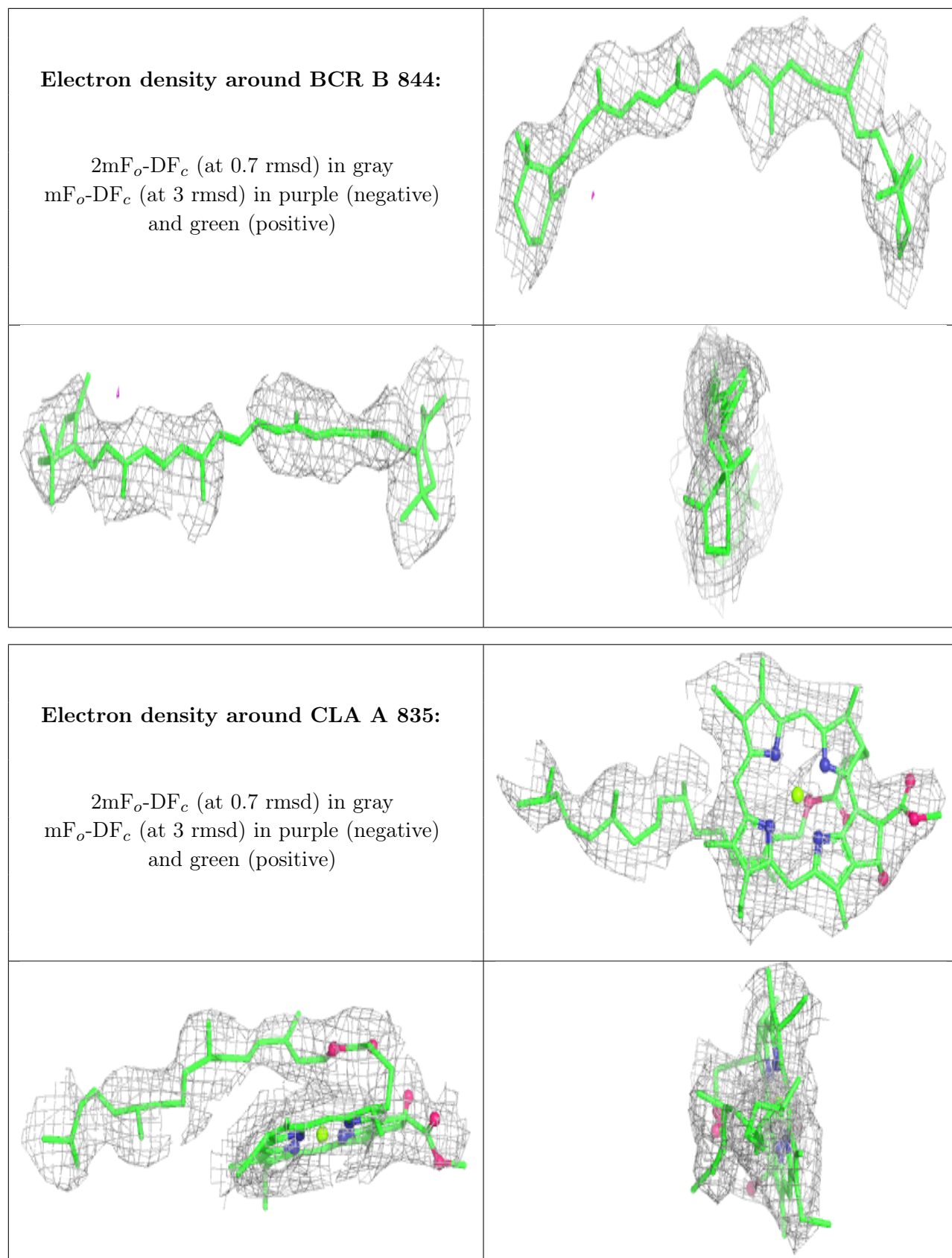
$2mF_o-DF_c$ (at 0.7 rmsd) in gray
 mF_o-DF_c (at 3 rmsd) in purple (negative)
and green (positive)

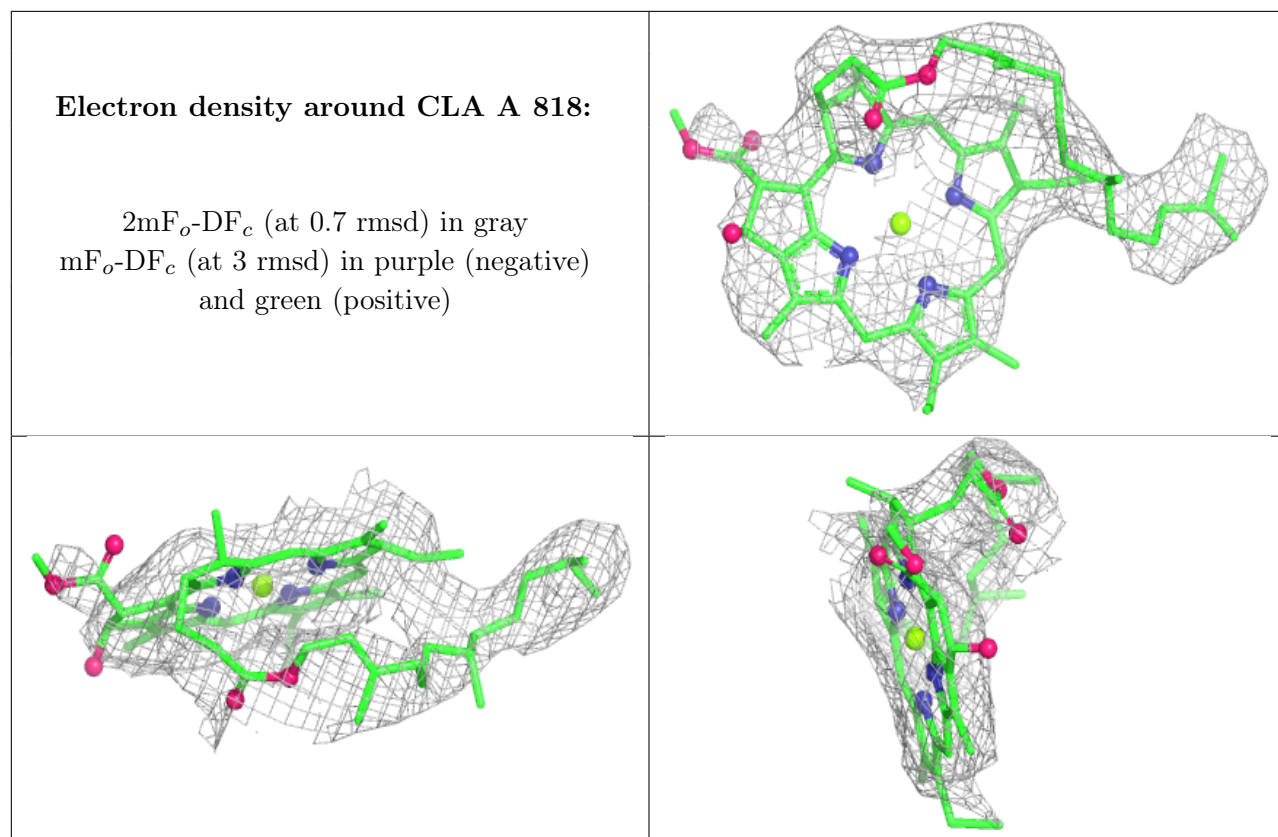


Electron density around CLA A 813:

$2mF_o-DF_c$ (at 0.7 rmsd) in gray
 mF_o-DF_c (at 3 rmsd) in purple (negative)
and green (positive)

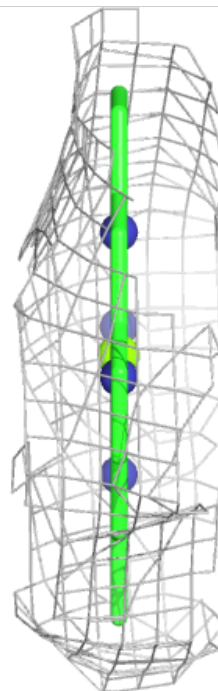
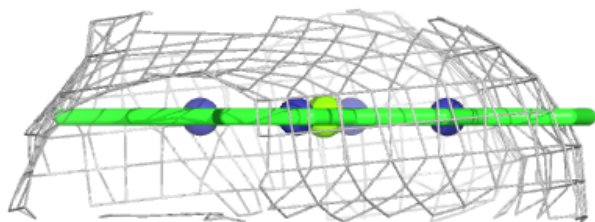
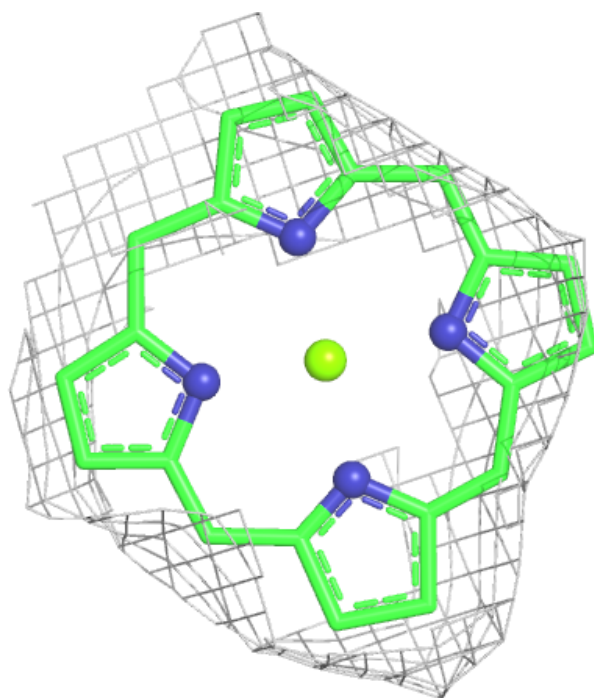


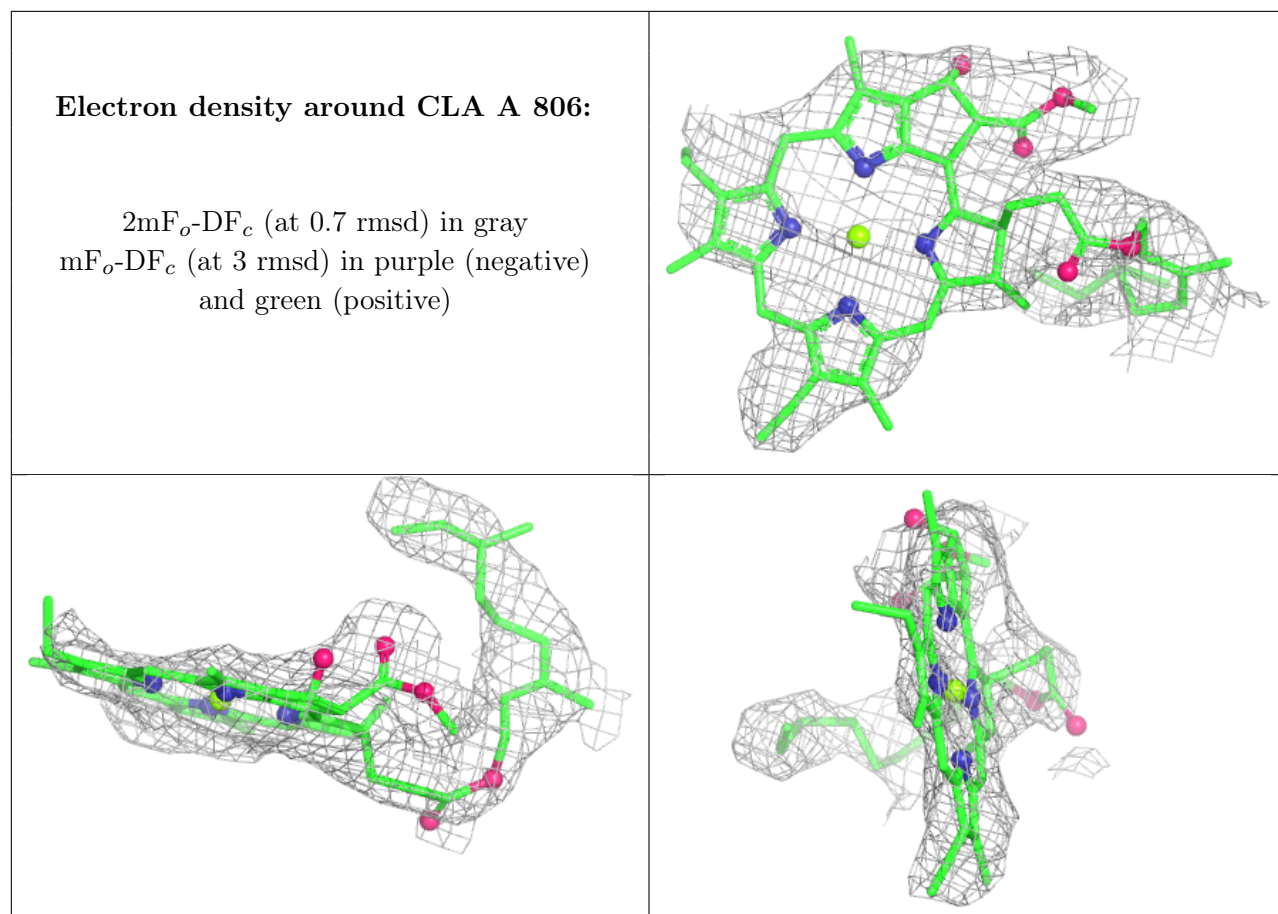




Electron density around CLA 4 311:

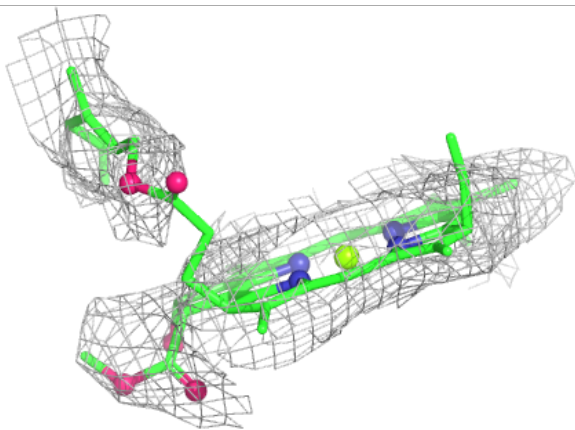
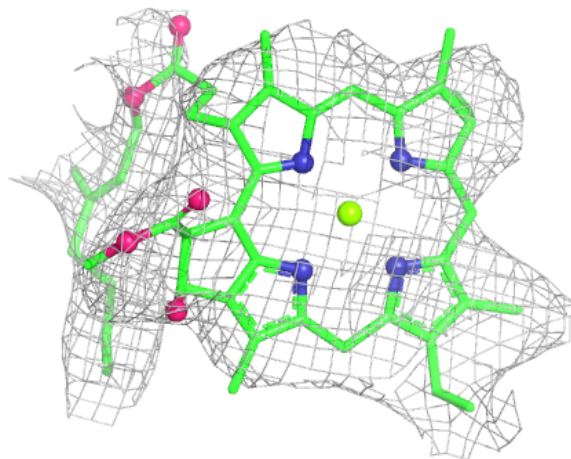
$2mF_o-DF_c$ (at 0.7 rmsd) in gray
 mF_o-DF_c (at 3 rmsd) in purple (negative)
and green (positive)





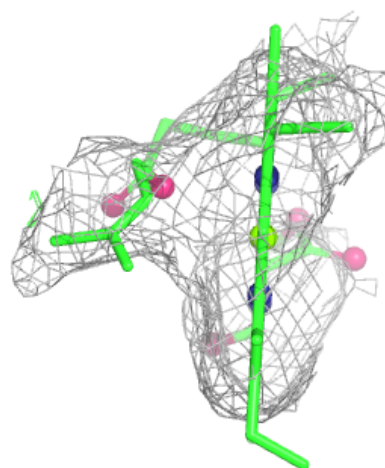
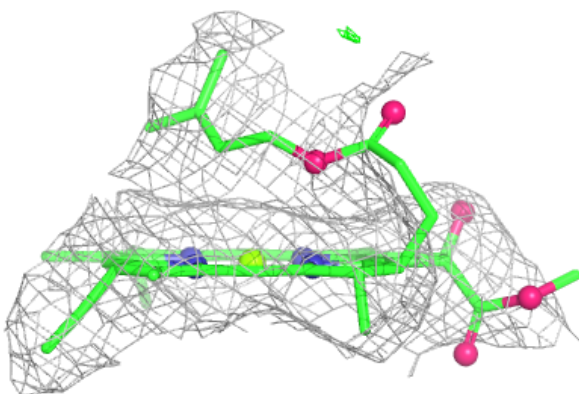
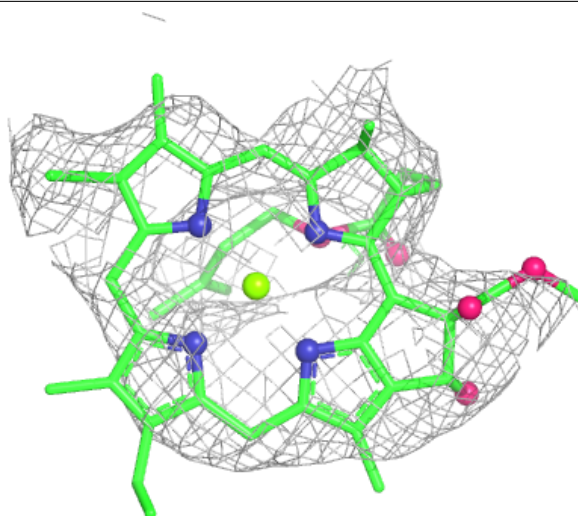
Electron density around CLA F 207:

$2mF_o-DF_c$ (at 0.7 rmsd) in gray
 mF_o-DF_c (at 3 rmsd) in purple (negative)
and green (positive)



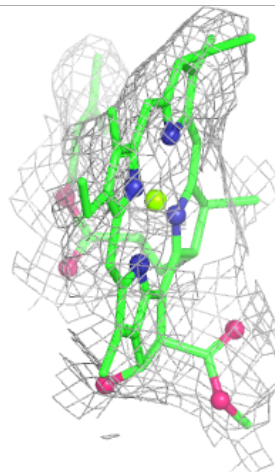
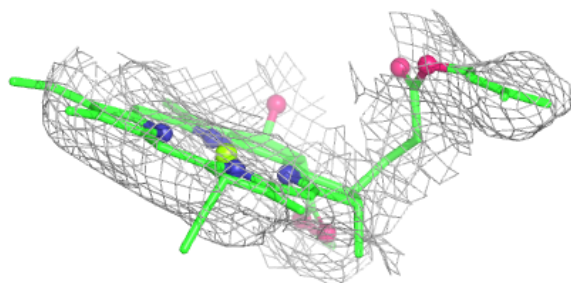
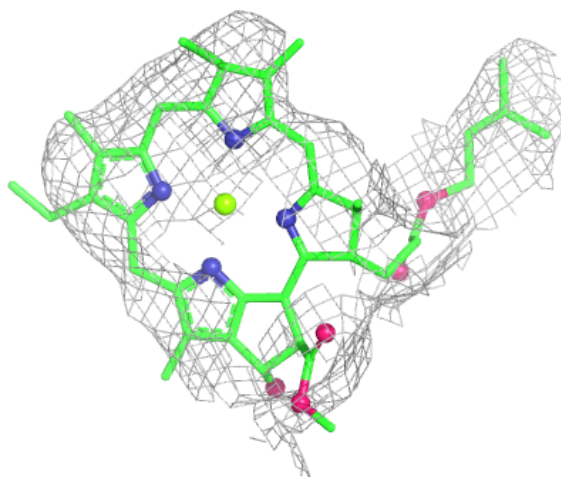
Electron density around CLA B 821:

$2mF_o-DF_c$ (at 0.7 rmsd) in gray
 mF_o-DF_c (at 3 rmsd) in purple (negative)
and green (positive)



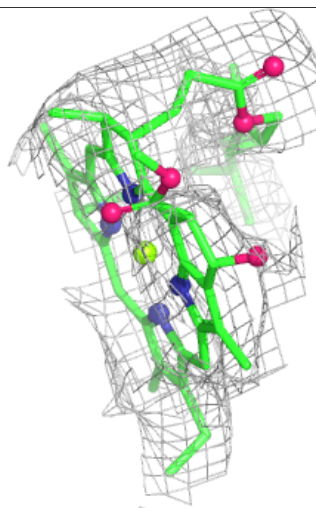
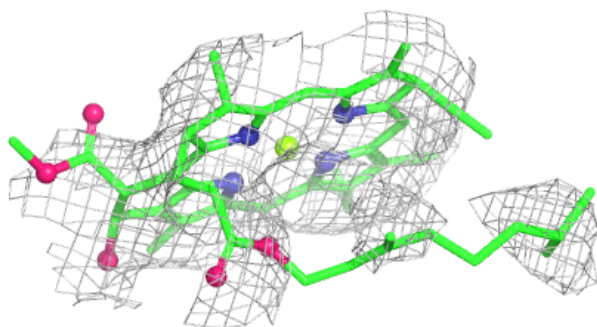
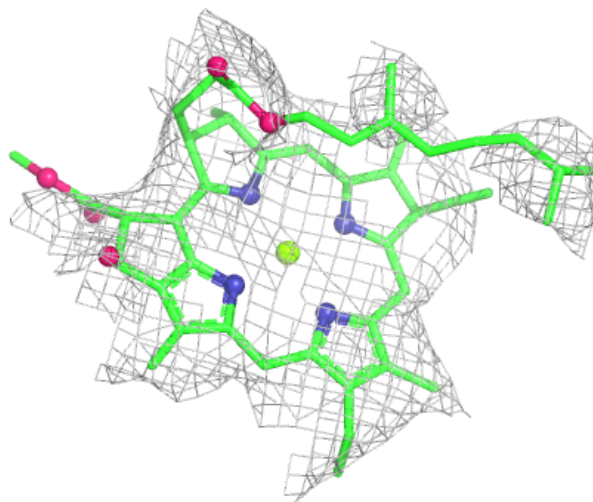
Electron density around CLA A 832:

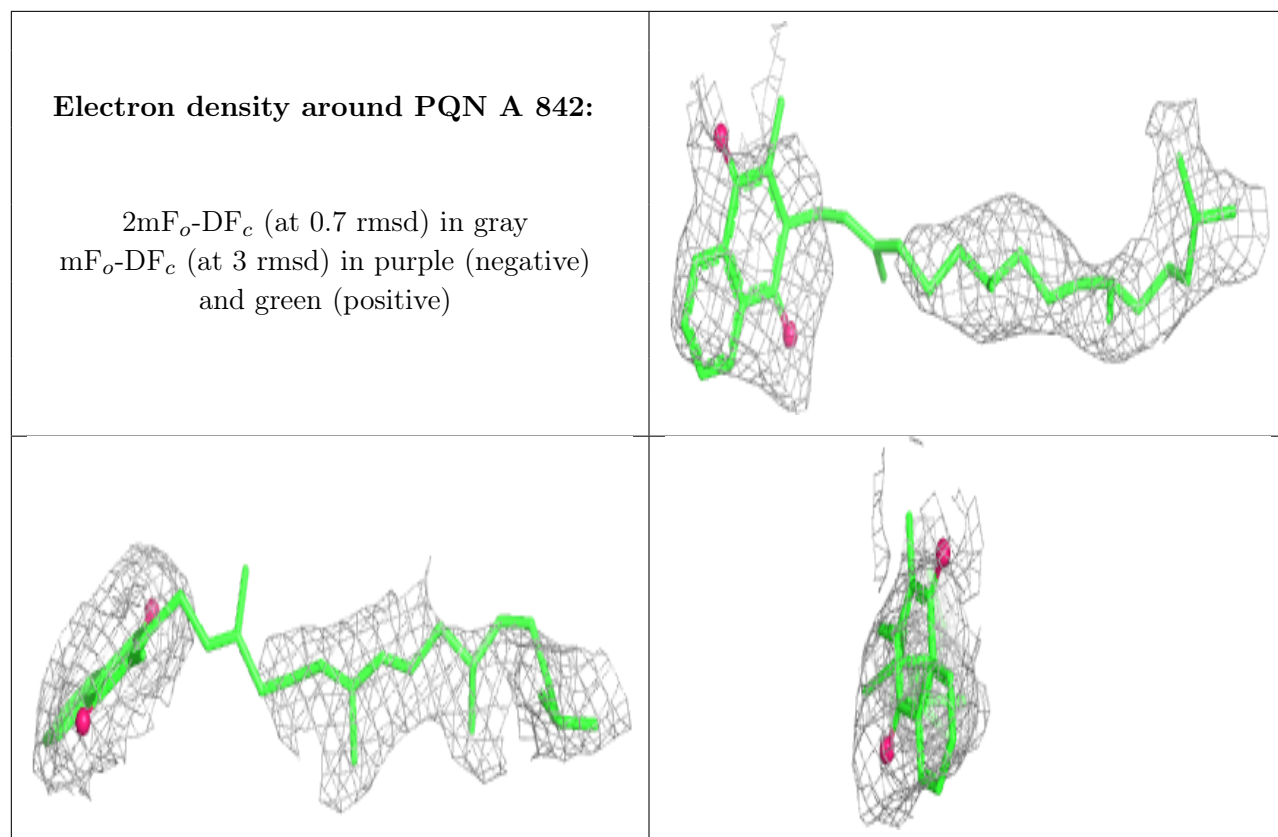
$2mF_o-DF_c$ (at 0.7 rmsd) in gray
 mF_o-DF_c (at 3 rmsd) in purple (negative)
and green (positive)



Electron density around CLA B 823:

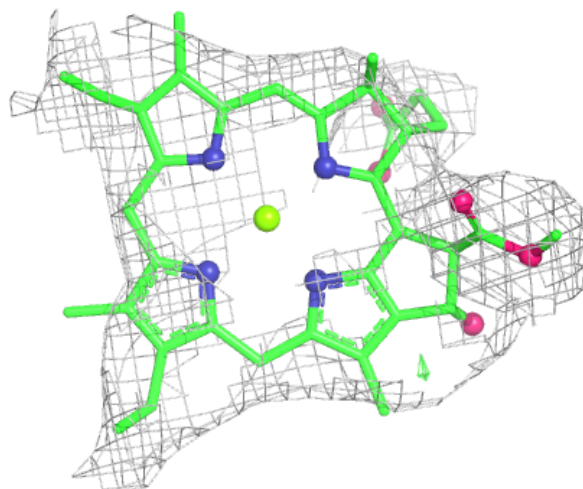
$2mF_o-DF_c$ (at 0.7 rmsd) in gray
 mF_o-DF_c (at 3 rmsd) in purple (negative)
and green (positive)





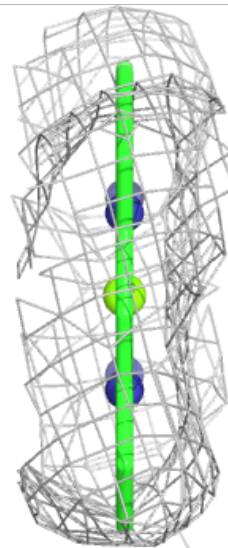
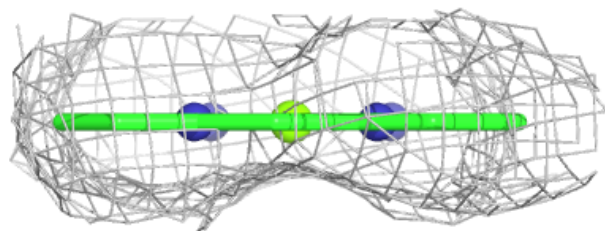
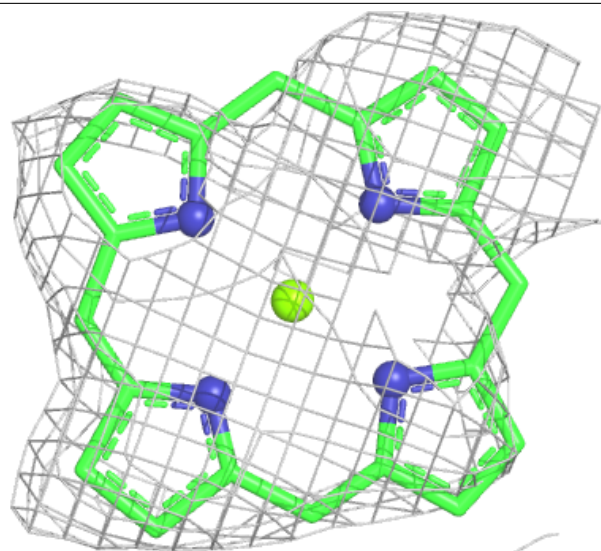
Electron density around CLA B 807:

$2mF_o-DF_c$ (at 0.7 rmsd) in gray
 mF_o-DF_c (at 3 rmsd) in purple (negative)
and green (positive)



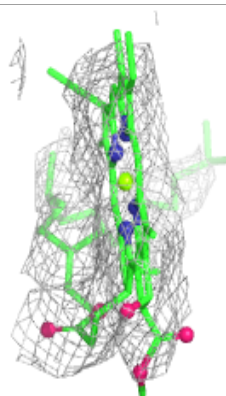
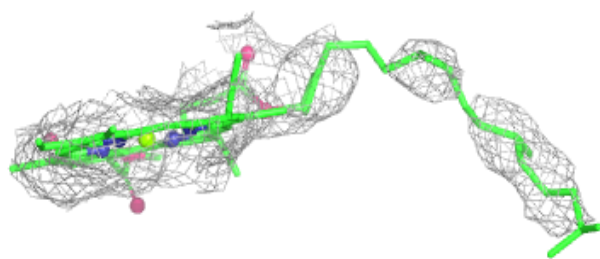
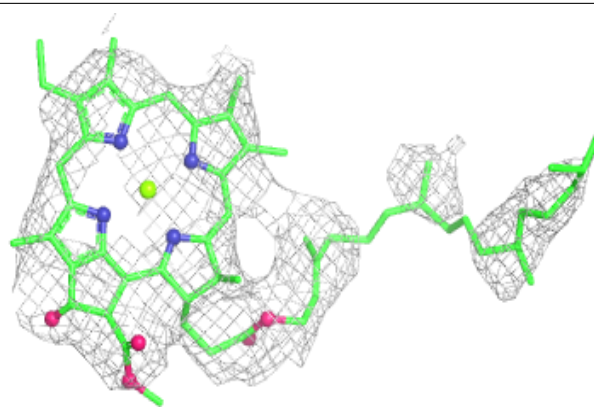
Electron density around CLA 1 209:

$2mF_o-DF_c$ (at 0.7 rmsd) in gray
 mF_o-DF_c (at 3 rmsd) in purple (negative)
and green (positive)

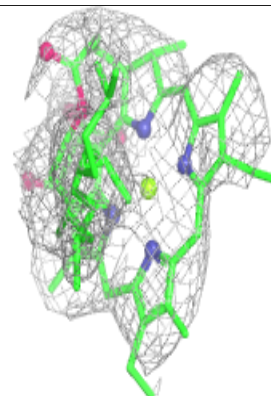
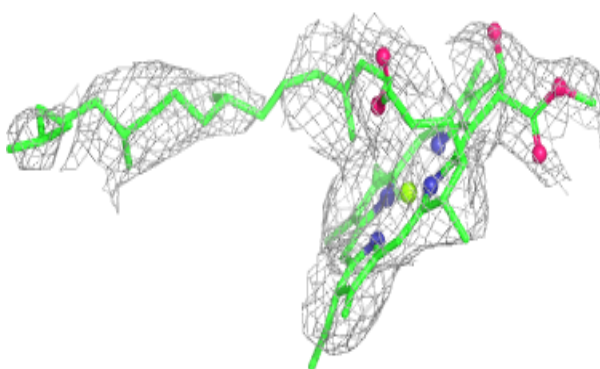
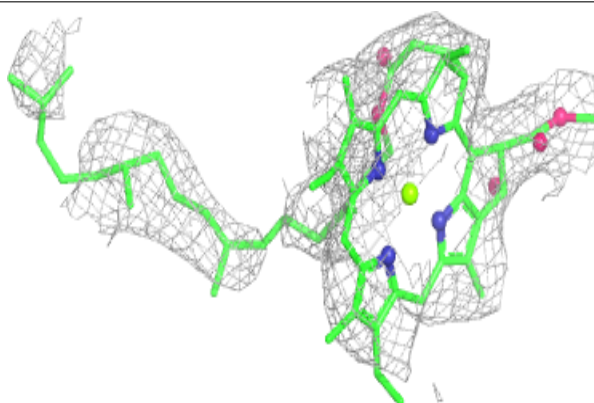


Electron density around CLA B 803:

$2mF_o-DF_c$ (at 0.7 rmsd) in gray
 mF_o-DF_c (at 3 rmsd) in purple (negative)
and green (positive)

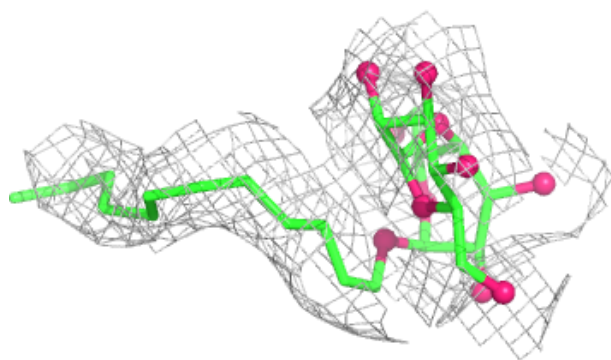
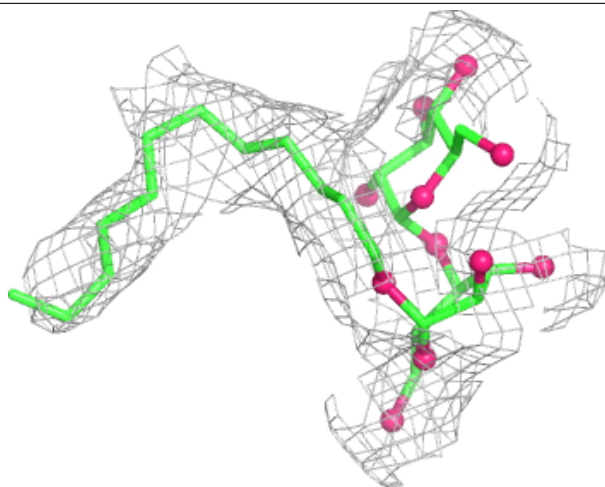
**Electron density around CLA A 838:**

$2mF_o-DF_c$ (at 0.7 rmsd) in gray
 mF_o-DF_c (at 3 rmsd) in purple (negative)
and green (positive)



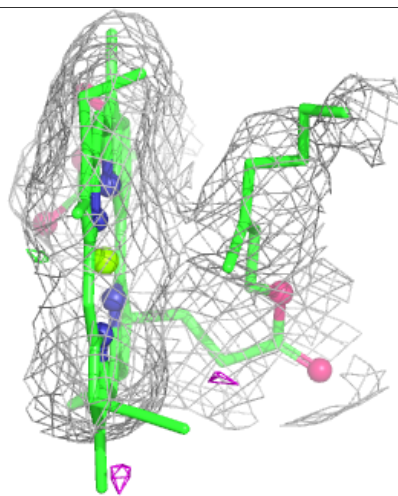
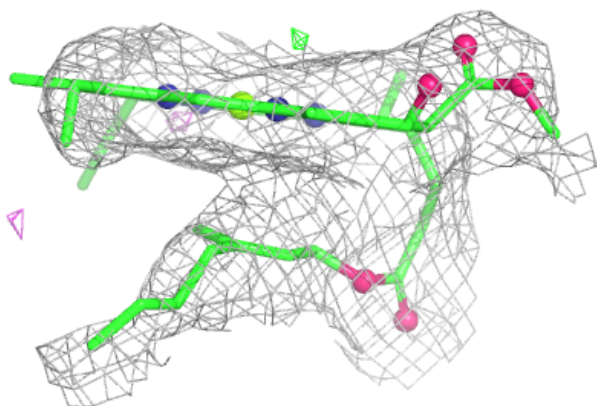
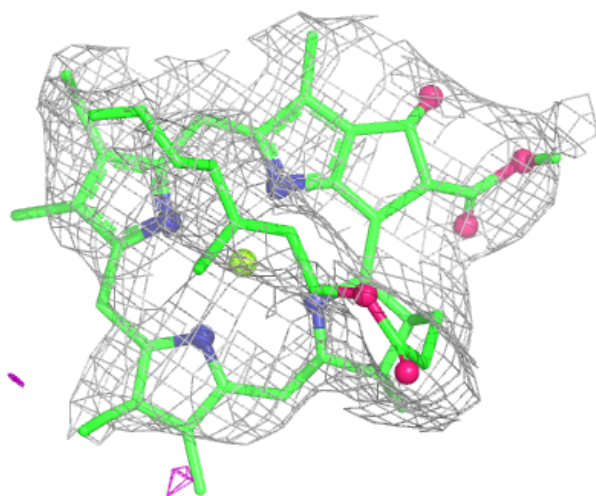
Electron density around LMU H 105:

$2mF_o-DF_c$ (at 0.7 rmsd) in gray
 mF_o-DF_c (at 3 rmsd) in purple (negative)
and green (positive)



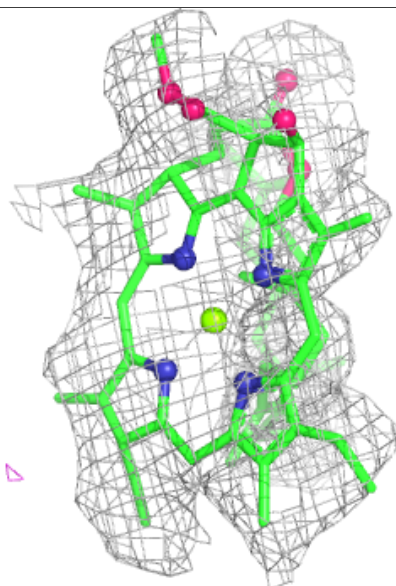
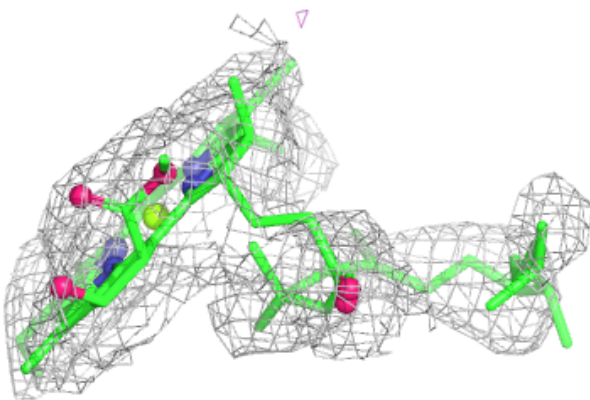
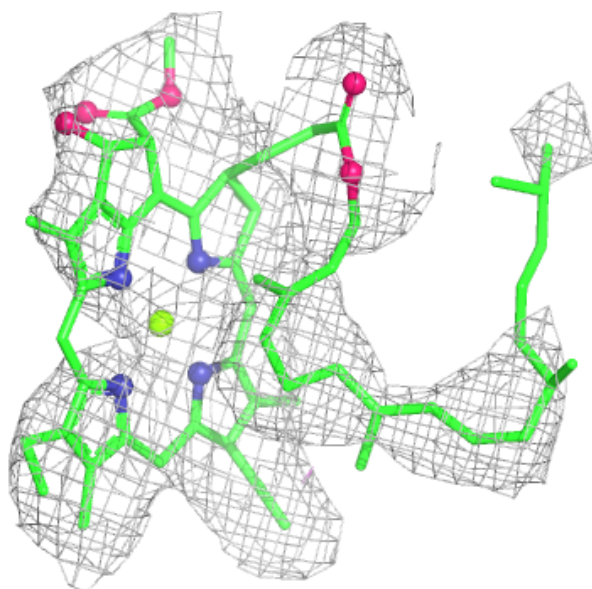
Electron density around CLA B 818:

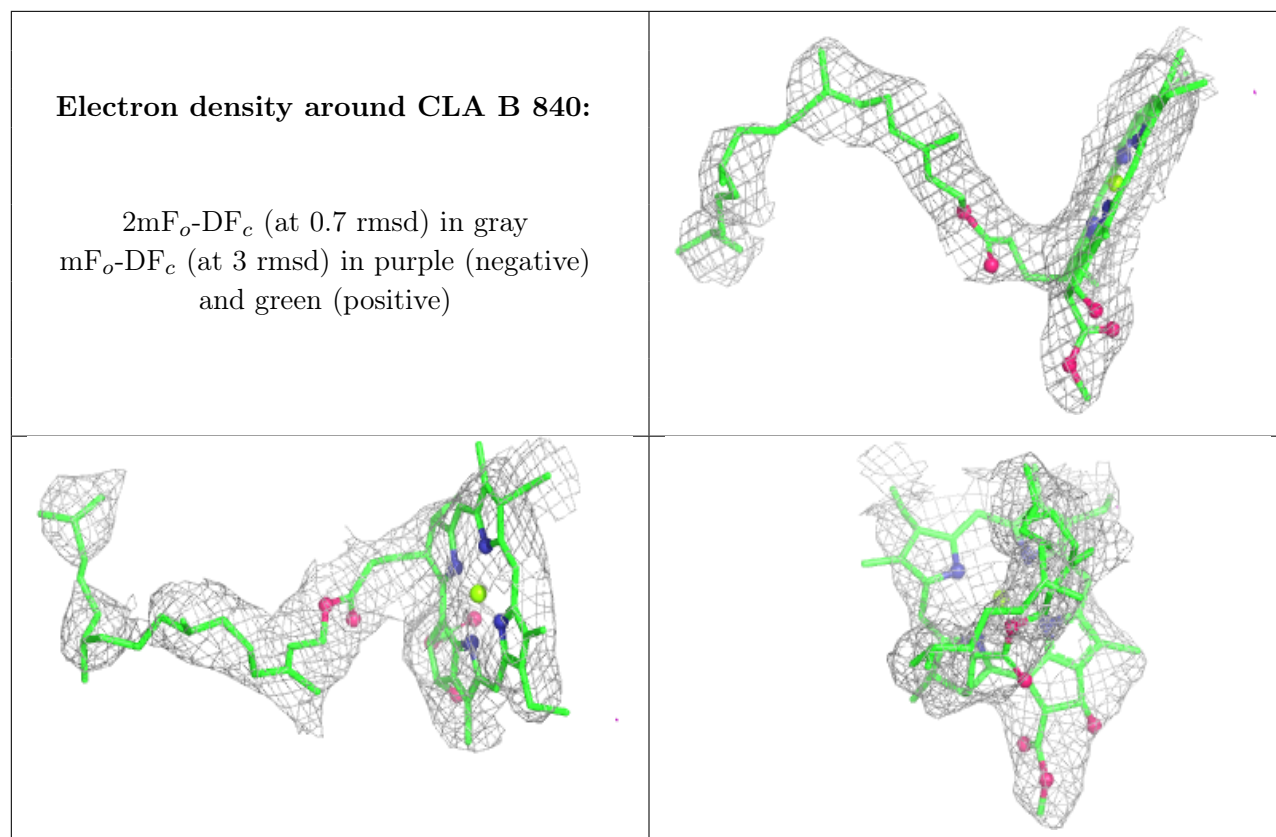
$2mF_o-DF_c$ (at 0.7 rmsd) in gray
 mF_o-DF_c (at 3 rmsd) in purple (negative)
and green (positive)



Electron density around CLA B 824:

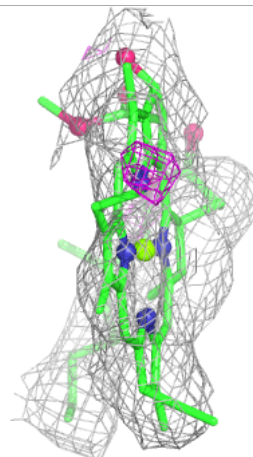
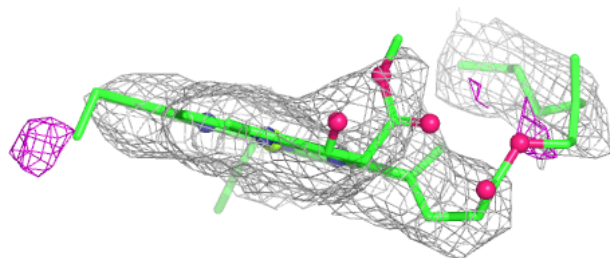
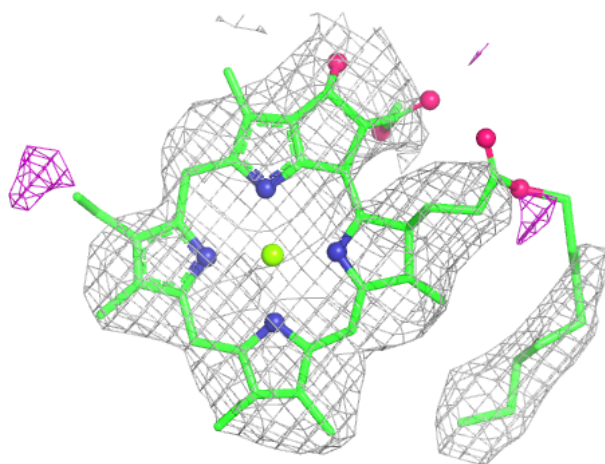
$2mF_o-DF_c$ (at 0.7 rmsd) in gray
 mF_o-DF_c (at 3 rmsd) in purple (negative)
and green (positive)





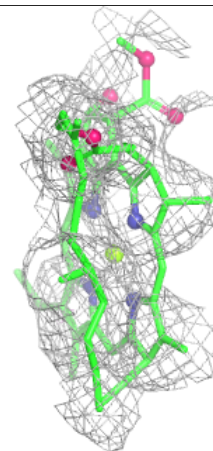
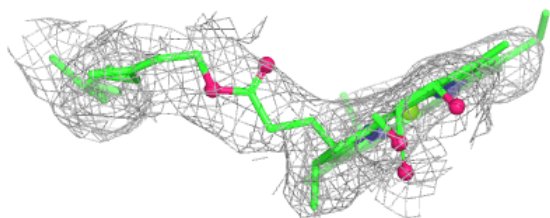
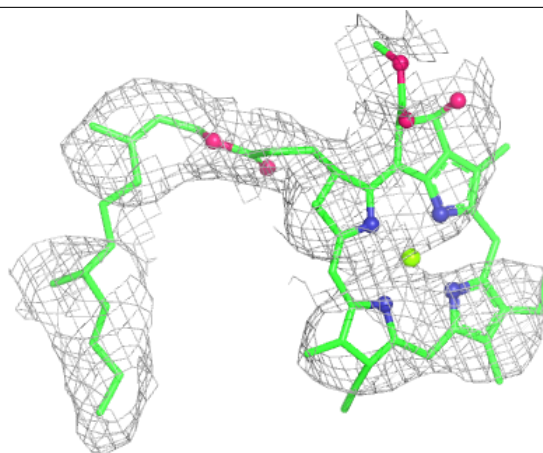
Electron density around CLA B 825:

$2mF_o-DF_c$ (at 0.7 rmsd) in gray
 mF_o-DF_c (at 3 rmsd) in purple (negative)
and green (positive)

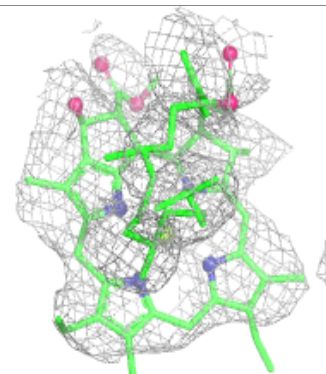
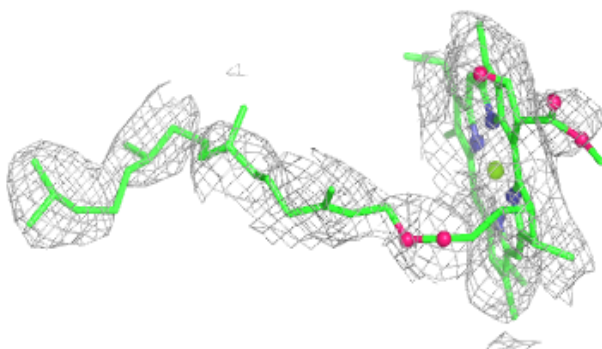
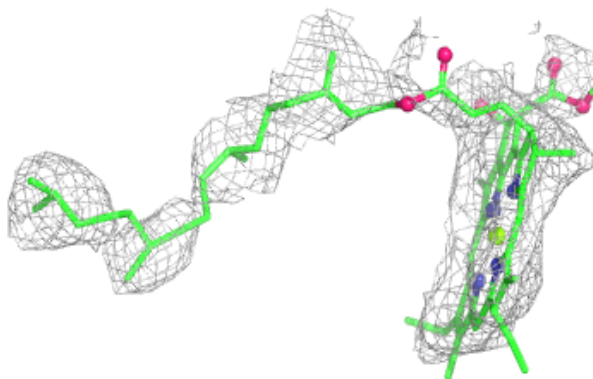


Electron density around CLA B 826:

$2mF_o-DF_c$ (at 0.7 rmsd) in gray
 mF_o-DF_c (at 3 rmsd) in purple (negative)
and green (positive)

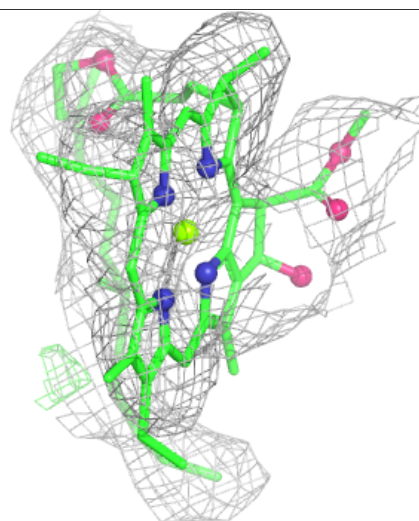
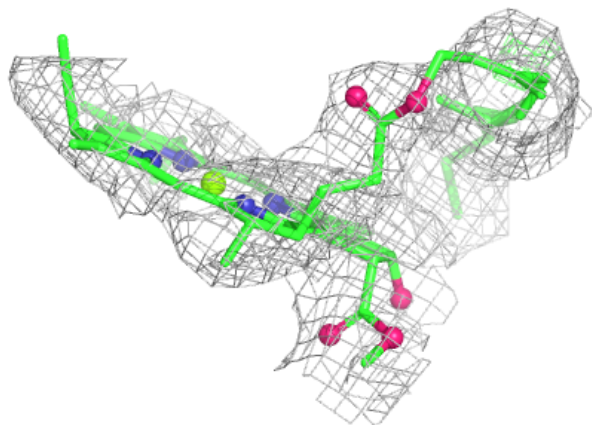
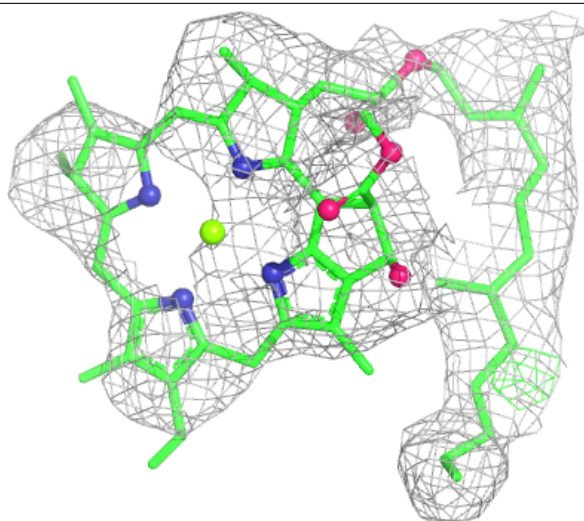
**Electron density around CLA A 828:**

$2mF_o-DF_c$ (at 0.7 rmsd) in gray
 mF_o-DF_c (at 3 rmsd) in purple (negative)
and green (positive)



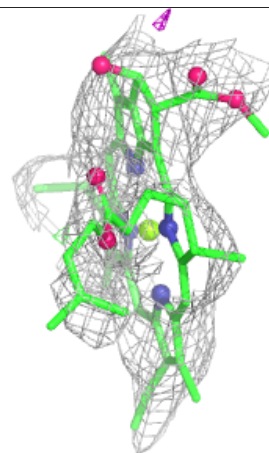
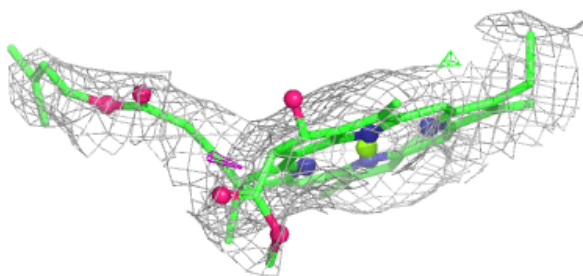
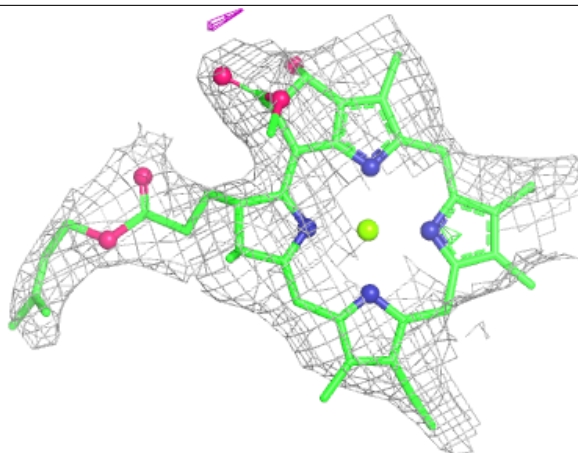
Electron density around CLA B 832:

$2mF_o-DF_c$ (at 0.7 rmsd) in gray
 mF_o-DF_c (at 3 rmsd) in purple (negative)
and green (positive)

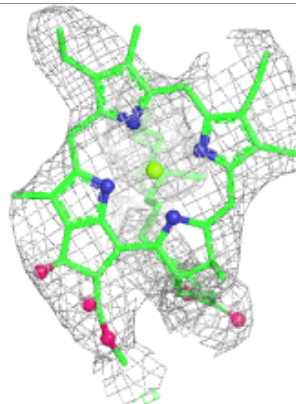
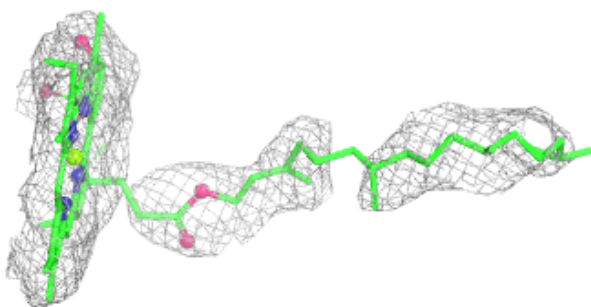
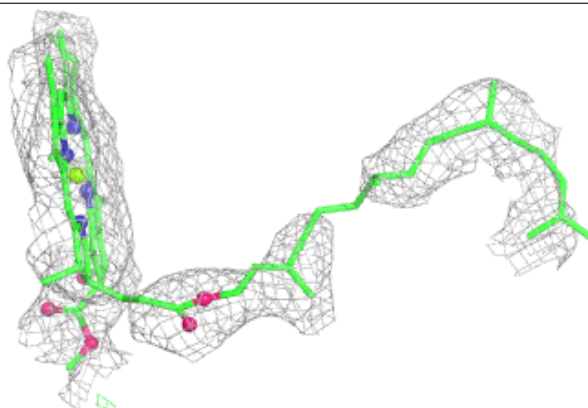


Electron density around CLA B 833:

$2mF_o-DF_c$ (at 0.7 rmsd) in gray
 mF_o-DF_c (at 3 rmsd) in purple (negative)
and green (positive)

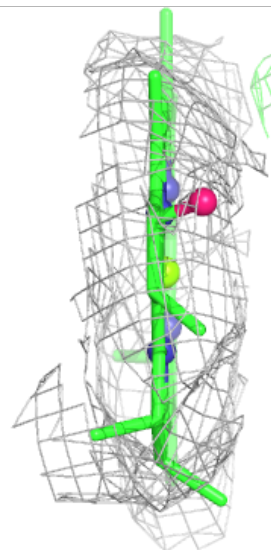
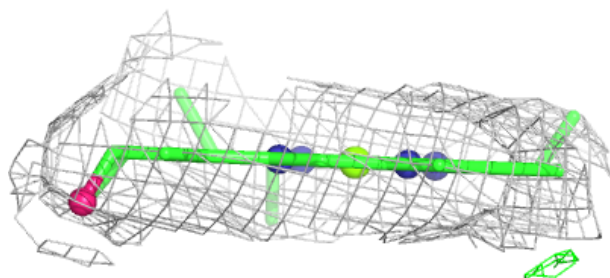
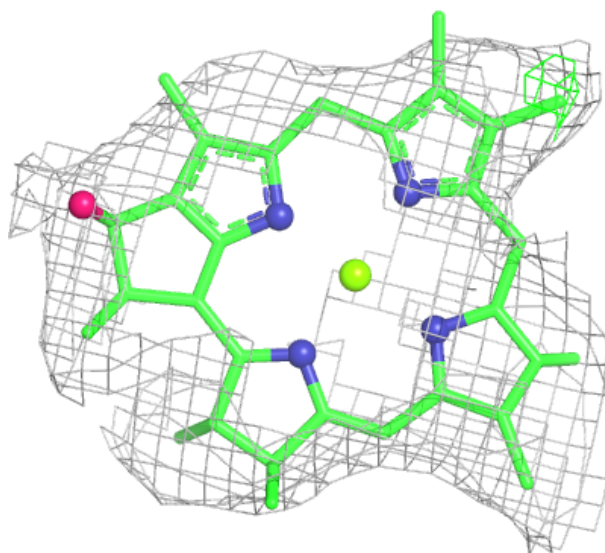
**Electron density around CLA B 841:**

$2mF_o-DF_c$ (at 0.7 rmsd) in gray
 mF_o-DF_c (at 3 rmsd) in purple (negative)
and green (positive)



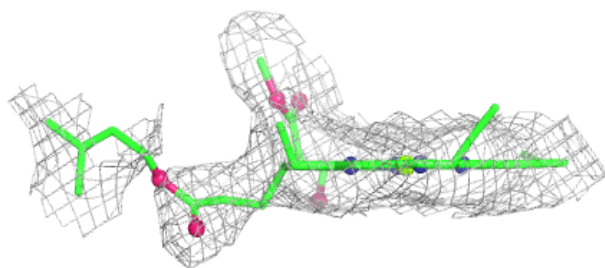
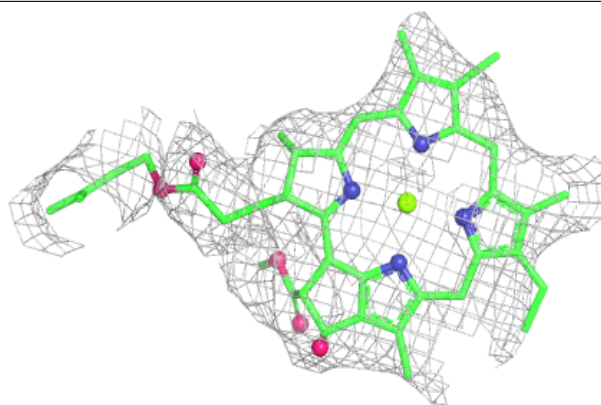
Electron density around CLA 4 313:

$2mF_o-DF_c$ (at 0.7 rmsd) in gray
 mF_o-DF_c (at 3 rmsd) in purple (negative)
and green (positive)



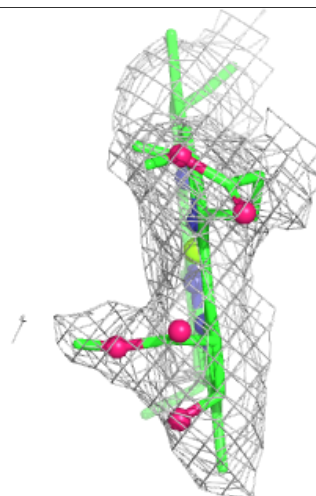
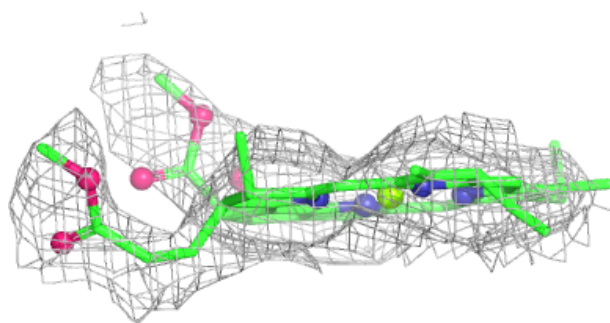
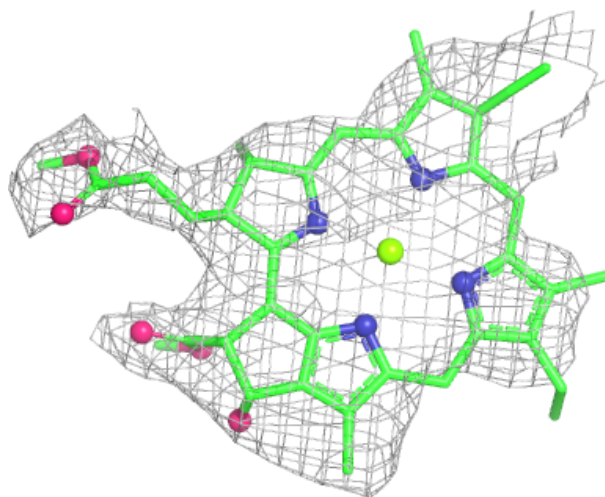
Electron density around CLA F 201:

$2mF_o-DF_c$ (at 0.7 rmsd) in gray
 mF_o-DF_c (at 3 rmsd) in purple (negative)
and green (positive)



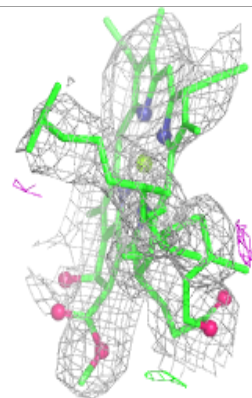
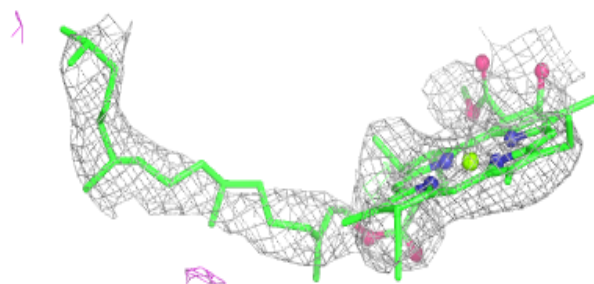
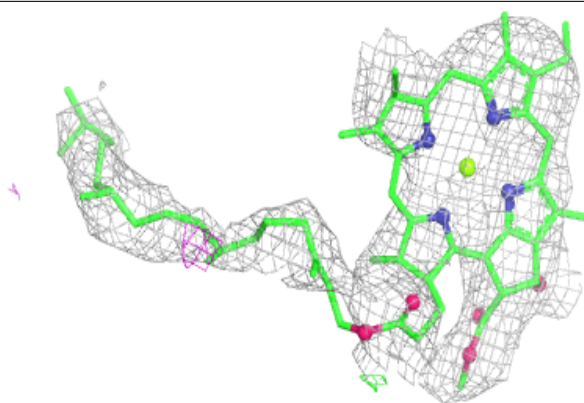
Electron density around CLA A 803:

$2mF_o-DF_c$ (at 0.7 rmsd) in gray
 mF_o-DF_c (at 3 rmsd) in purple (negative)
and green (positive)

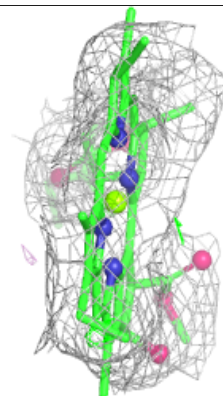
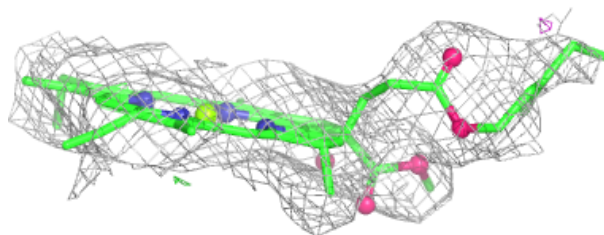
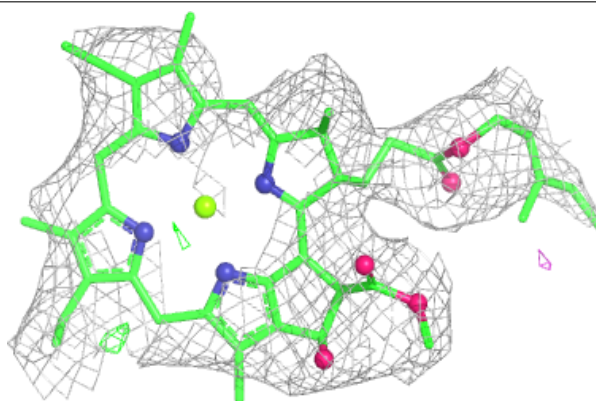


Electron density around CLA A 851:

$2mF_o-DF_c$ (at 0.7 rmsd) in gray
 mF_o-DF_c (at 3 rmsd) in purple (negative)
and green (positive)

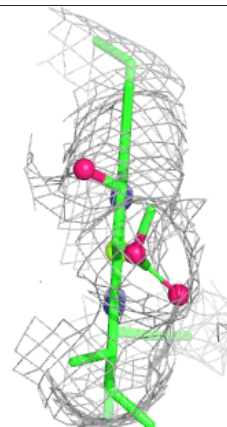
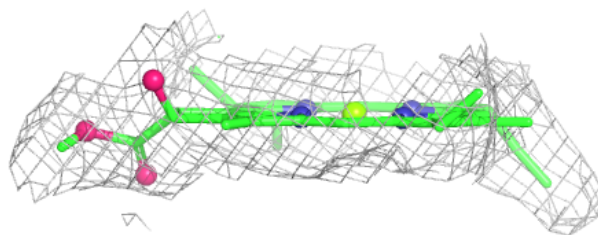
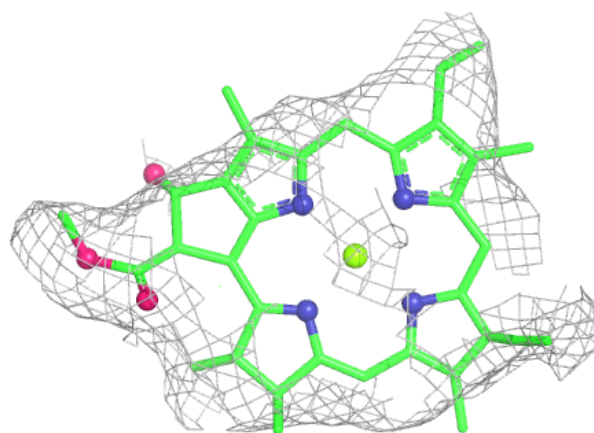
**Electron density around CLA A 837:**

$2mF_o-DF_c$ (at 0.7 rmsd) in gray
 mF_o-DF_c (at 3 rmsd) in purple (negative)
and green (positive)

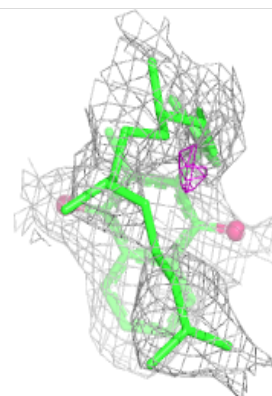
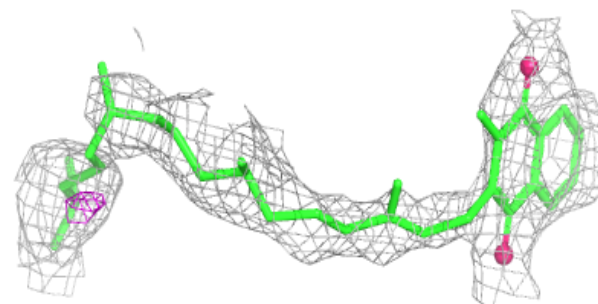
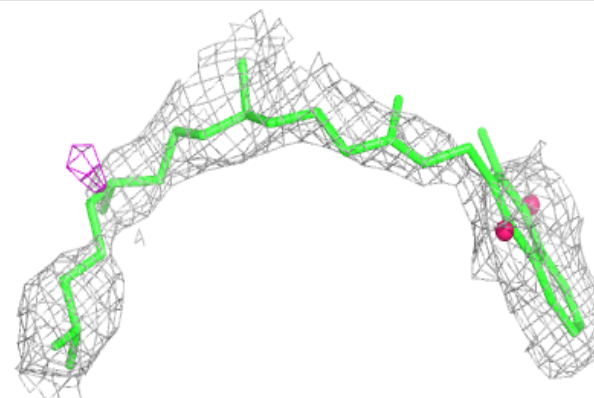


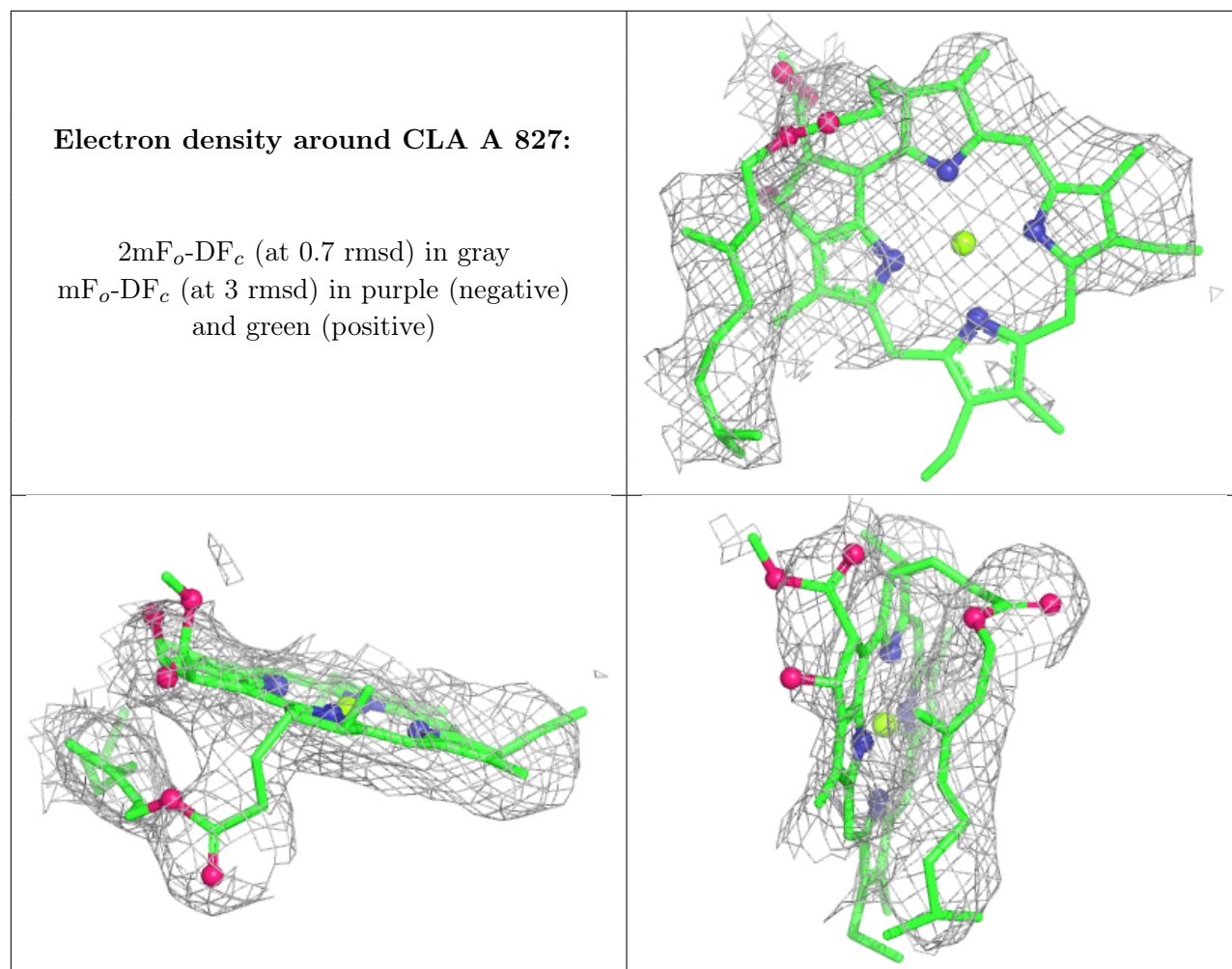
Electron density around CLA 1 202:

$2mF_o-DF_c$ (at 0.7 rmsd) in gray
 mF_o-DF_c (at 3 rmsd) in purple (negative)
and green (positive)

**Electron density around PQN B 843:**

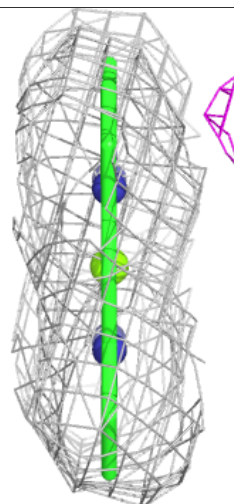
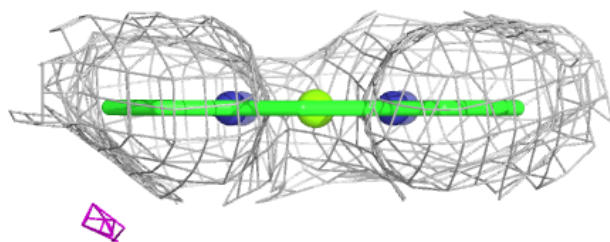
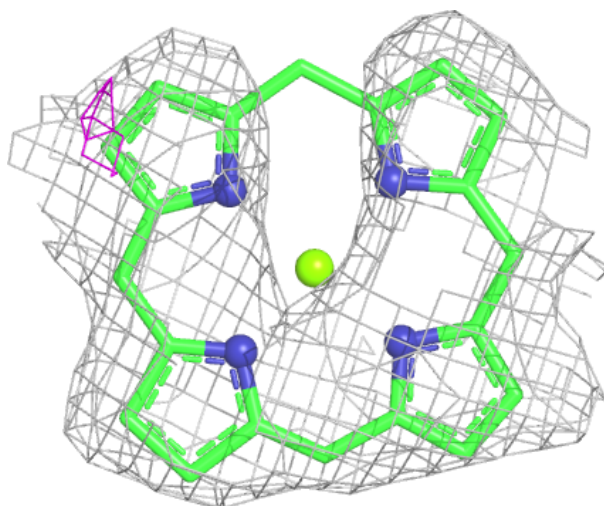
$2mF_o-DF_c$ (at 0.7 rmsd) in gray
 mF_o-DF_c (at 3 rmsd) in purple (negative)
and green (positive)





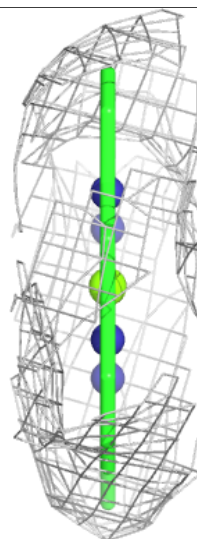
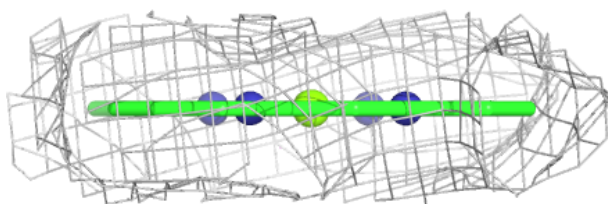
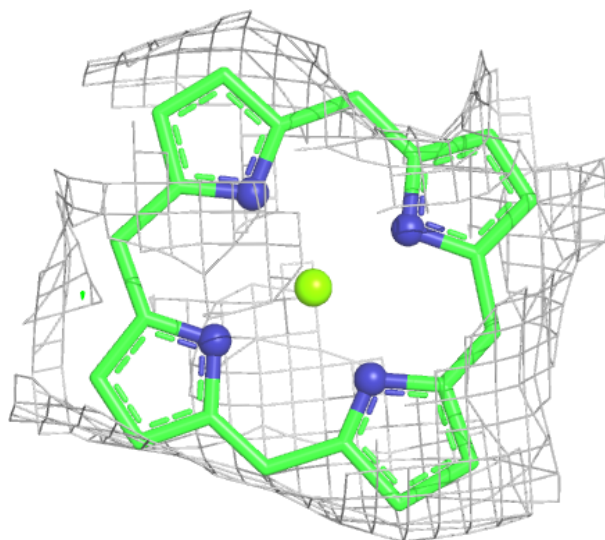
Electron density around CLA B 811:

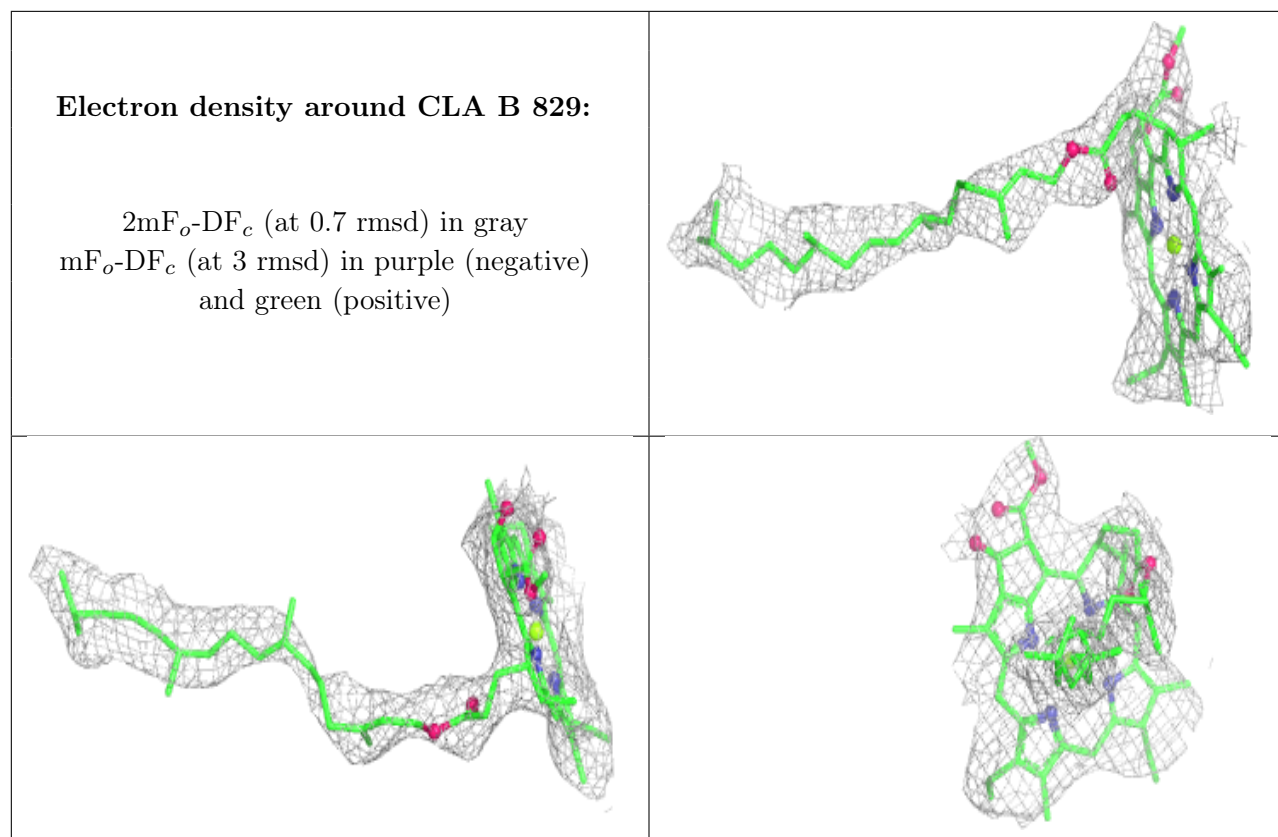
$2mF_o-DF_c$ (at 0.7 rmsd) in gray
 mF_o-DF_c (at 3 rmsd) in purple (negative)
and green (positive)



Electron density around CLA 2 308:

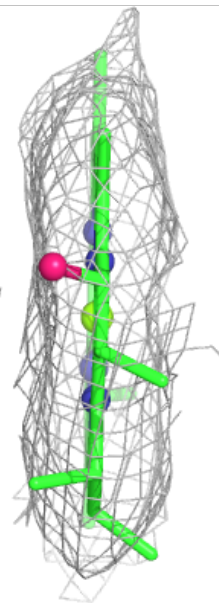
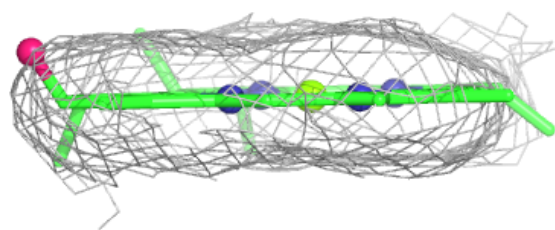
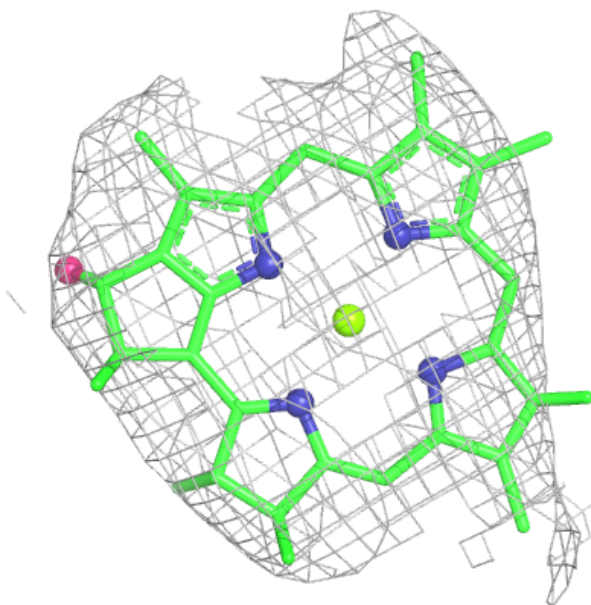
$2mF_o-DF_c$ (at 0.7 rmsd) in gray
 mF_o-DF_c (at 3 rmsd) in purple (negative)
and green (positive)





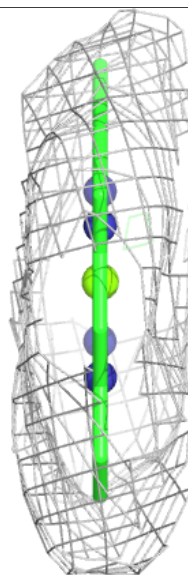
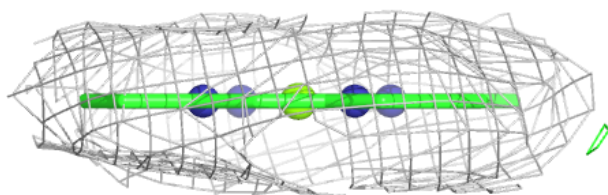
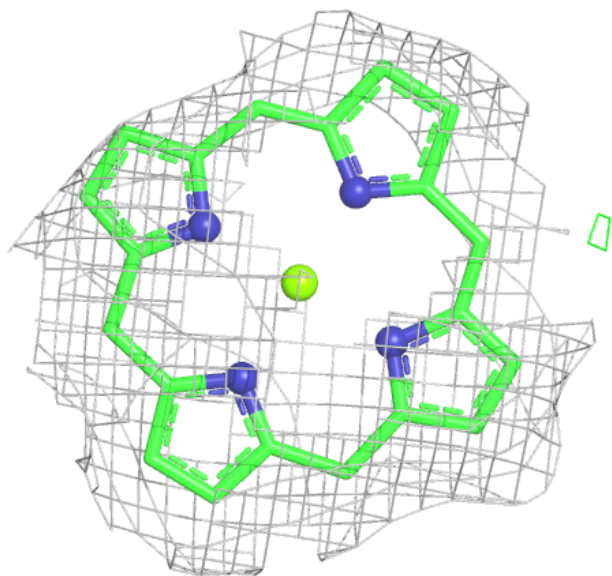
Electron density around CLA F 205:

$2mF_o-DF_c$ (at 0.7 rmsd) in gray
 mF_o-DF_c (at 3 rmsd) in purple (negative)
and green (positive)



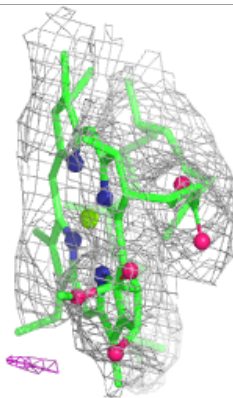
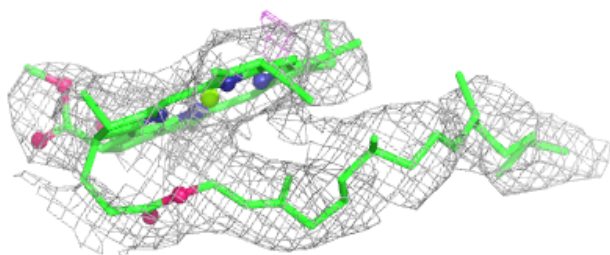
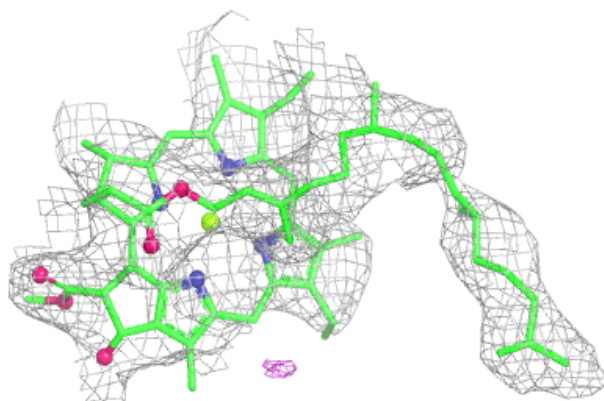
Electron density around CLA 4 312:

$2mF_o-DF_c$ (at 0.7 rmsd) in gray
 mF_o-DF_c (at 3 rmsd) in purple (negative)
and green (positive)

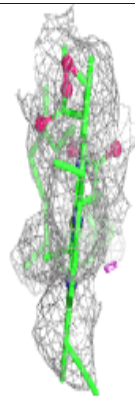
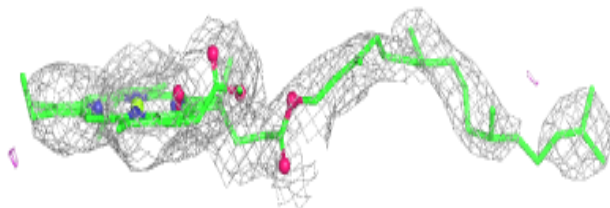
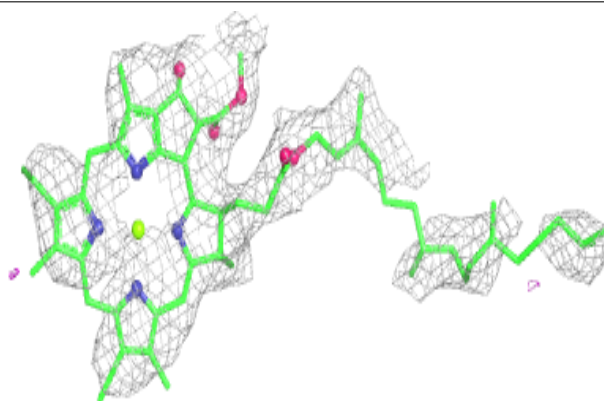


Electron density around CLA B 838:

$2mF_o-DF_c$ (at 0.7 rmsd) in gray
 mF_o-DF_c (at 3 rmsd) in purple (negative)
and green (positive)

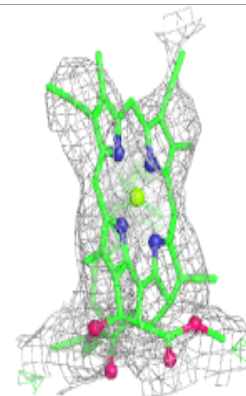
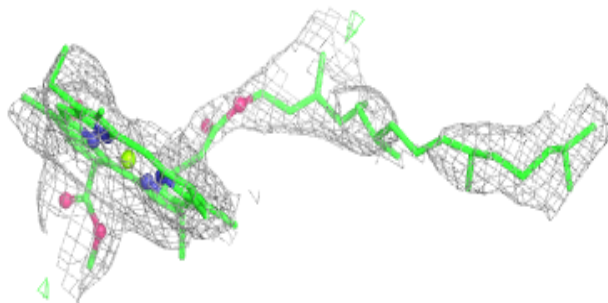
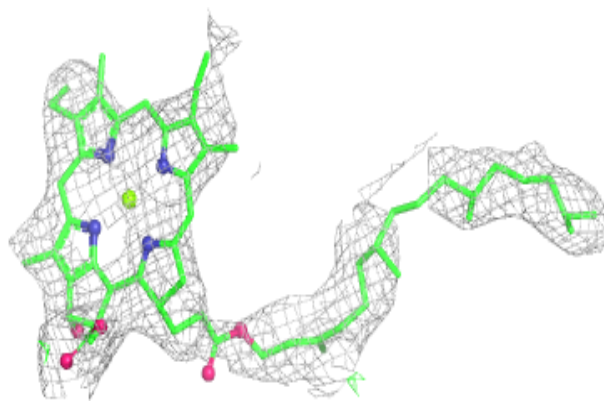
**Electron density around CLA A 830:**

$2mF_o-DF_c$ (at 0.7 rmsd) in gray
 mF_o-DF_c (at 3 rmsd) in purple (negative)
and green (positive)

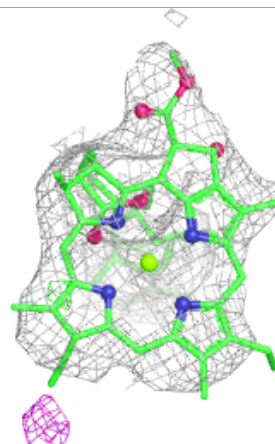
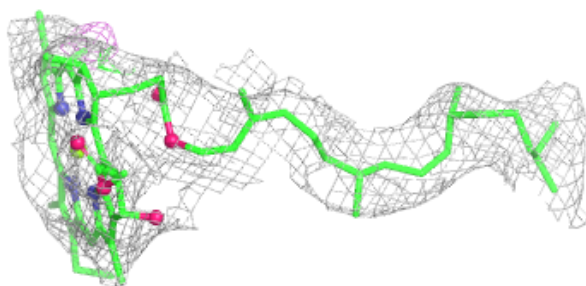
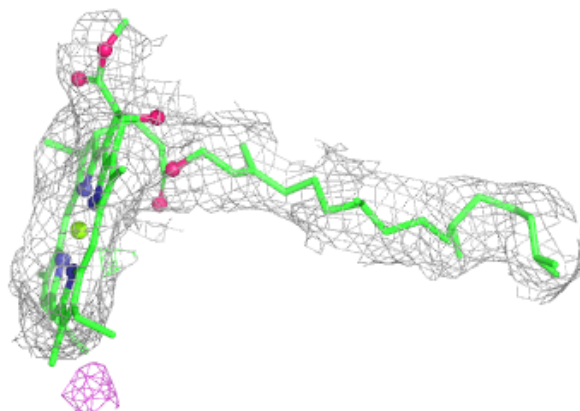


Electron density around CLA A 831:

$2mF_o-DF_c$ (at 0.7 rmsd) in gray
 mF_o-DF_c (at 3 rmsd) in purple (negative)
and green (positive)

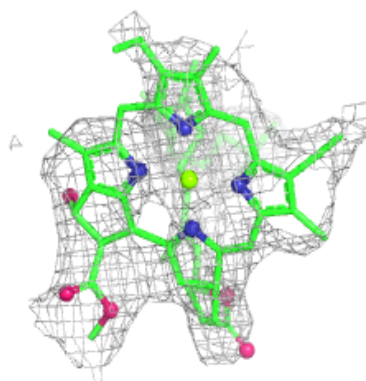
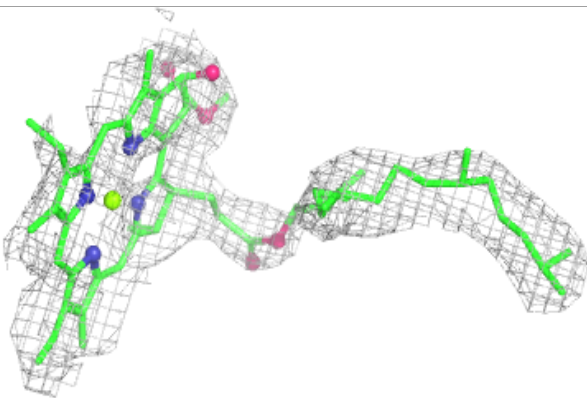
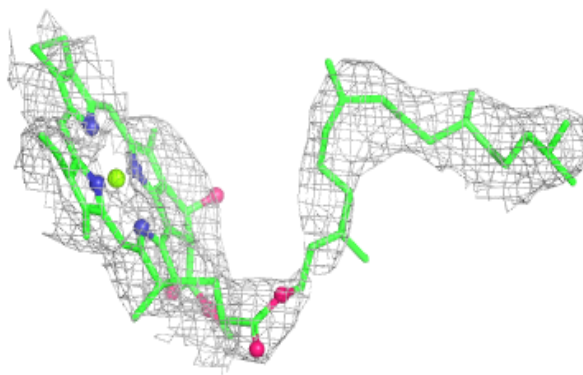
**Electron density around CLA A 826:**

$2mF_o-DF_c$ (at 0.7 rmsd) in gray
 mF_o-DF_c (at 3 rmsd) in purple (negative)
and green (positive)

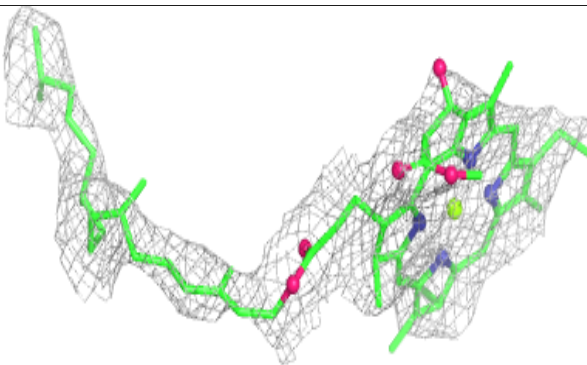
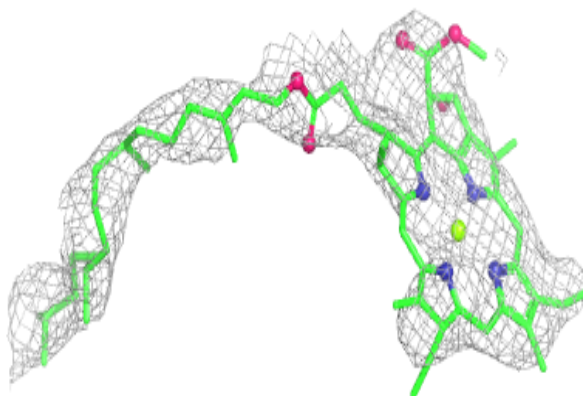


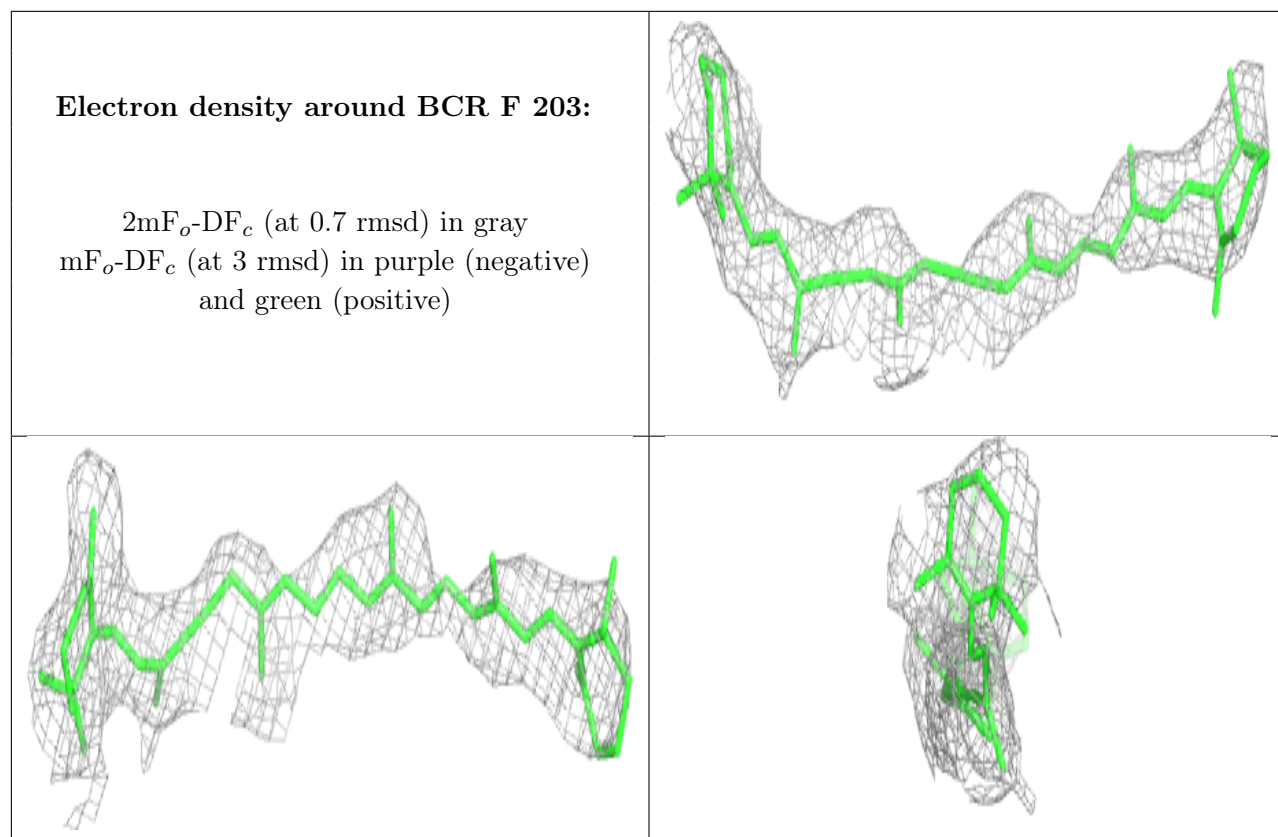
Electron density around CLA B 850:

$2mF_o-DF_c$ (at 0.7 rmsd) in gray
 mF_o-DF_c (at 3 rmsd) in purple (negative)
and green (positive)

**Electron density around CLA A 850:**

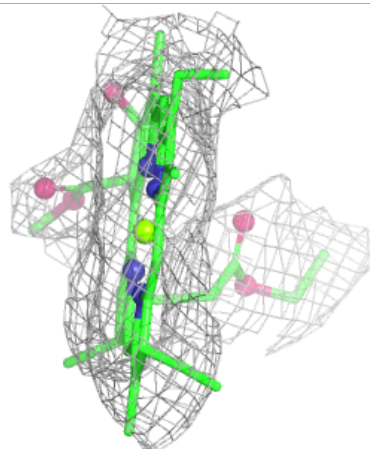
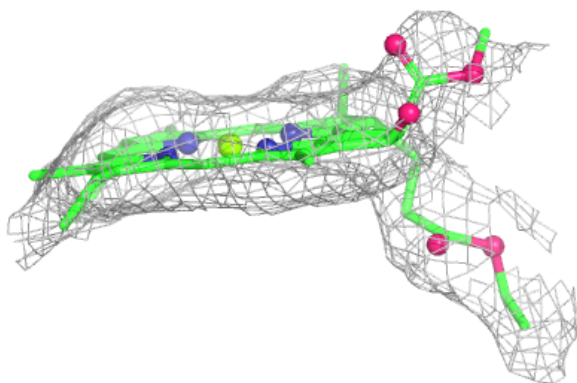
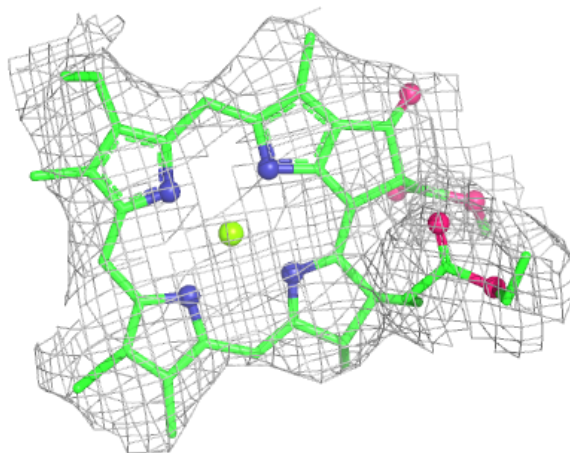
$2mF_o-DF_c$ (at 0.7 rmsd) in gray
 mF_o-DF_c (at 3 rmsd) in purple (negative)
and green (positive)





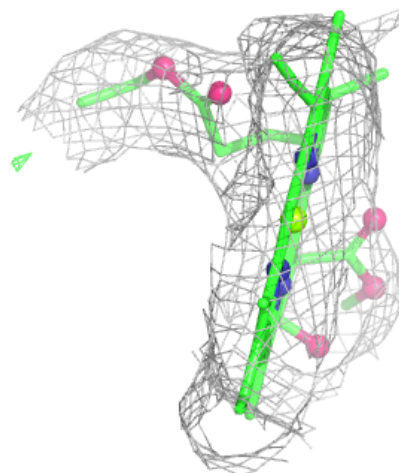
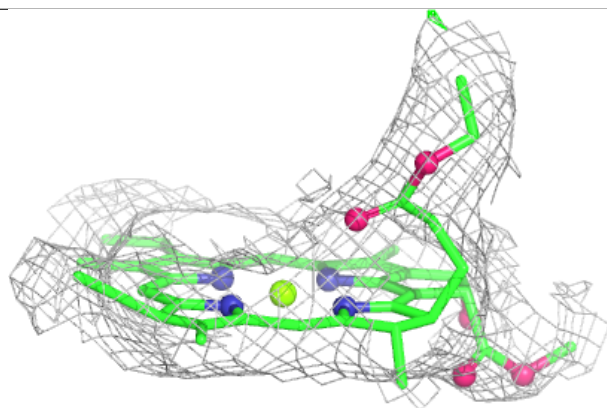
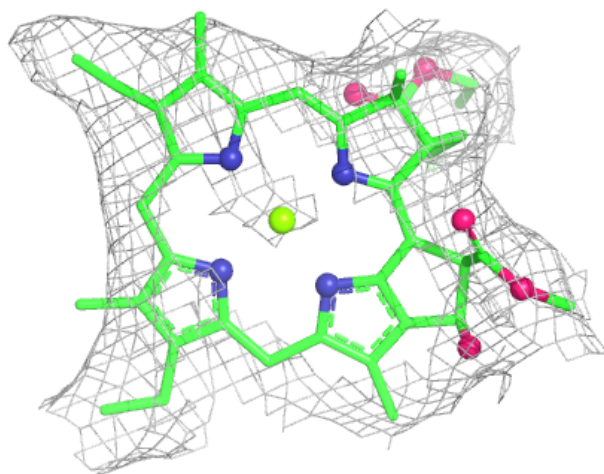
Electron density around CLA A 836:

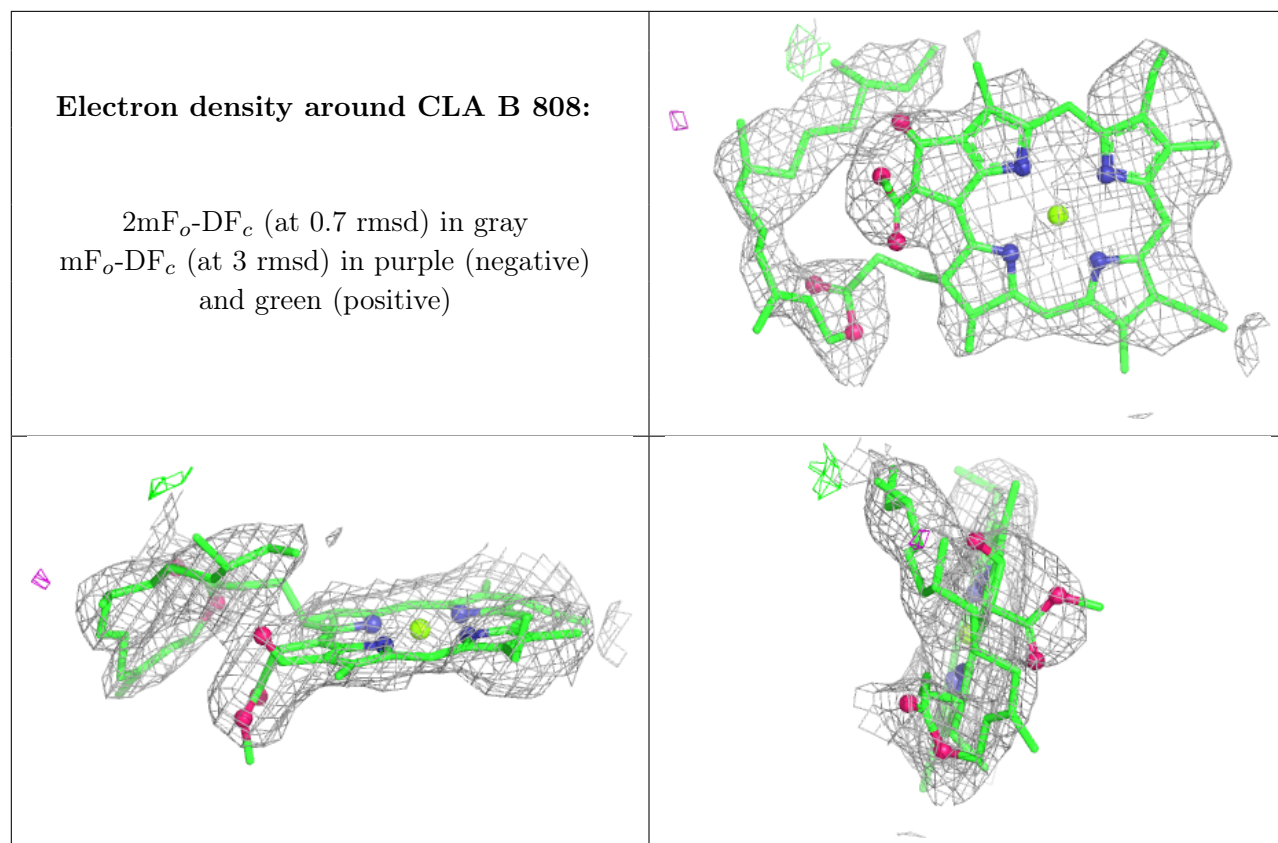
$2mF_o-DF_c$ (at 0.7 rmsd) in gray
 mF_o-DF_c (at 3 rmsd) in purple (negative)
and green (positive)



Electron density around CLA B 839:

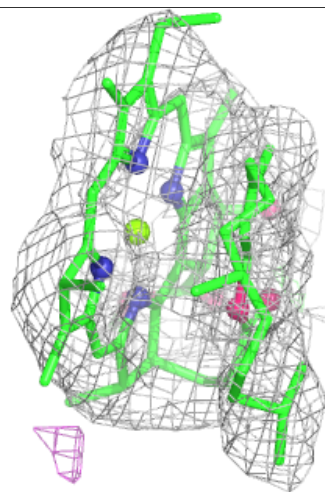
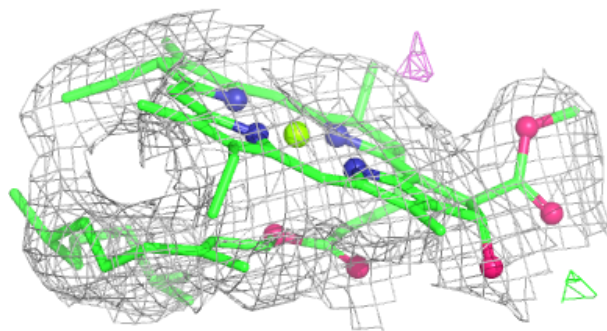
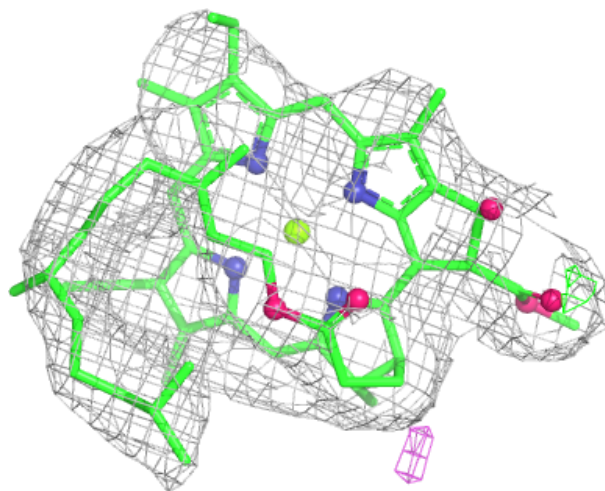
$2mF_o-DF_c$ (at 0.7 rmsd) in gray
 mF_o-DF_c (at 3 rmsd) in purple (negative)
and green (positive)

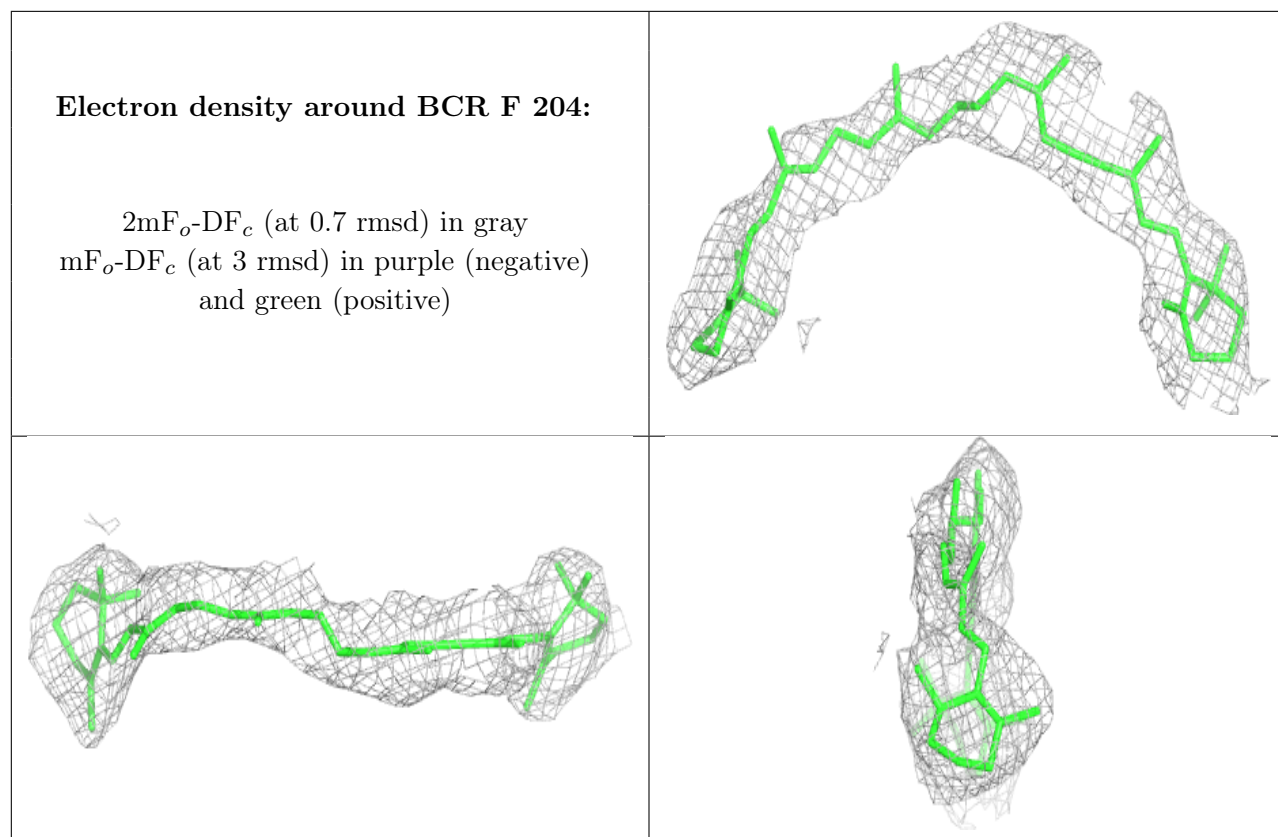




Electron density around CLA B 810:

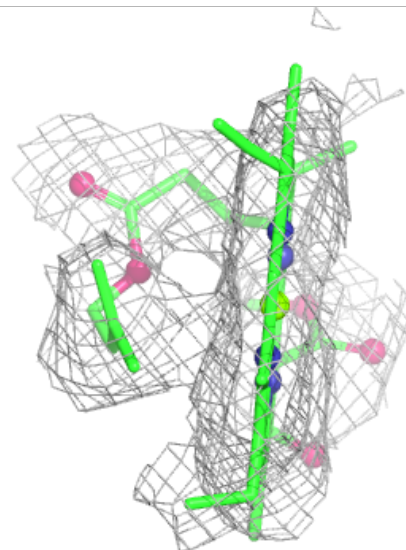
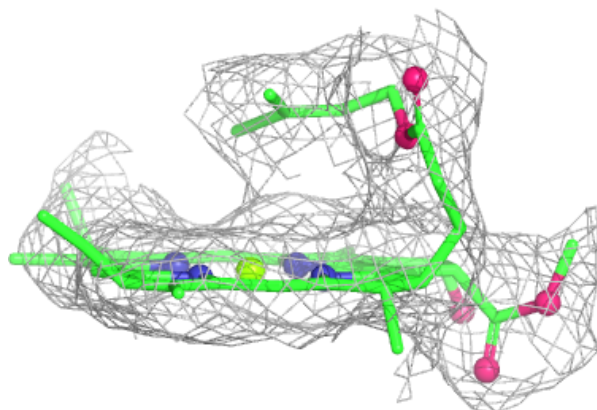
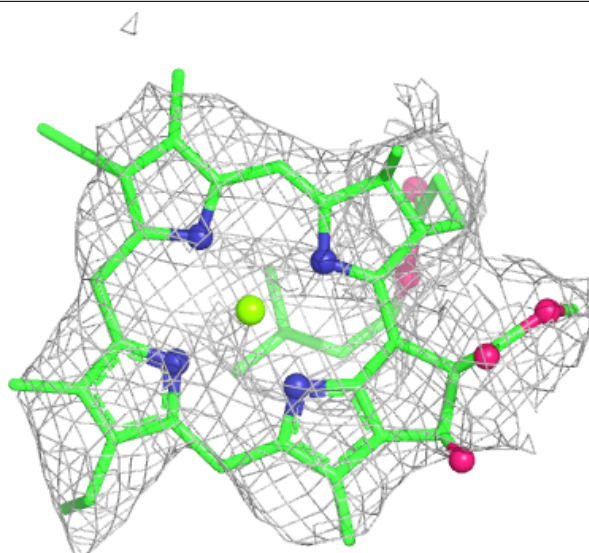
$2mF_o-DF_c$ (at 0.7 rmsd) in gray
 mF_o-DF_c (at 3 rmsd) in purple (negative)
and green (positive)





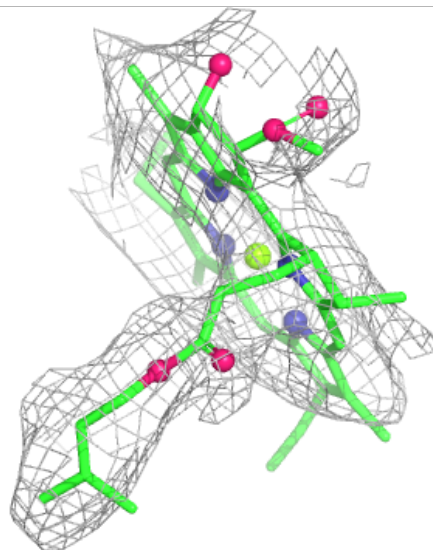
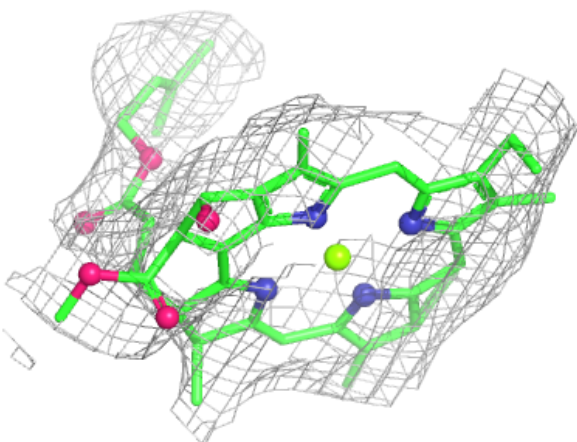
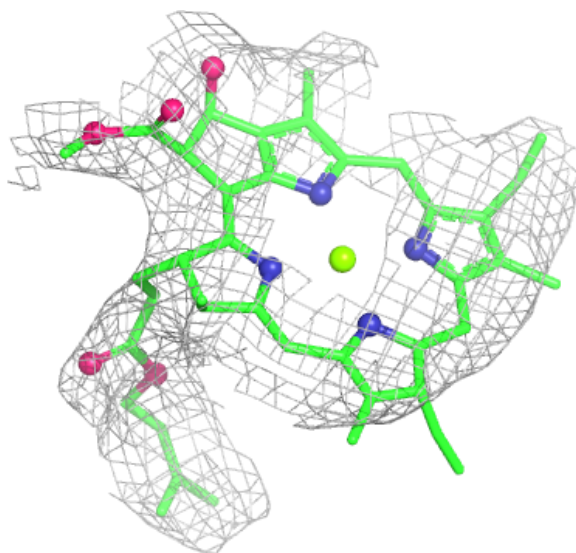
Electron density around CLA B 831:

$2mF_o-DF_c$ (at 0.7 rmsd) in gray
 mF_o-DF_c (at 3 rmsd) in purple (negative)
and green (positive)



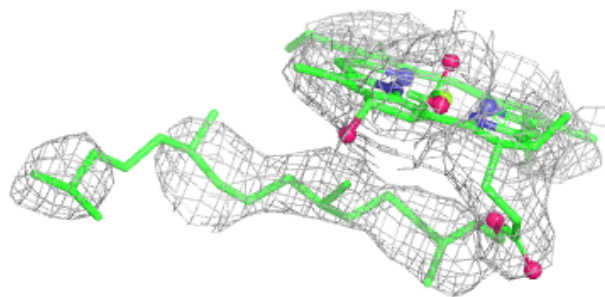
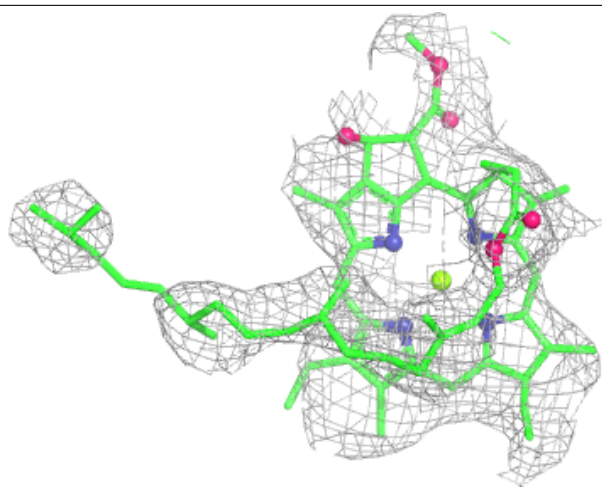
Electron density around CLA A 822:

$2mF_o-DF_c$ (at 0.7 rmsd) in gray
 mF_o-DF_c (at 3 rmsd) in purple (negative)
and green (positive)



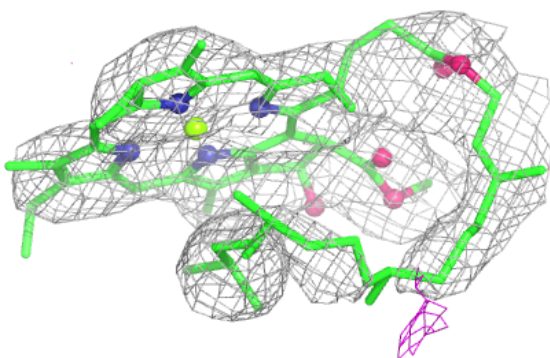
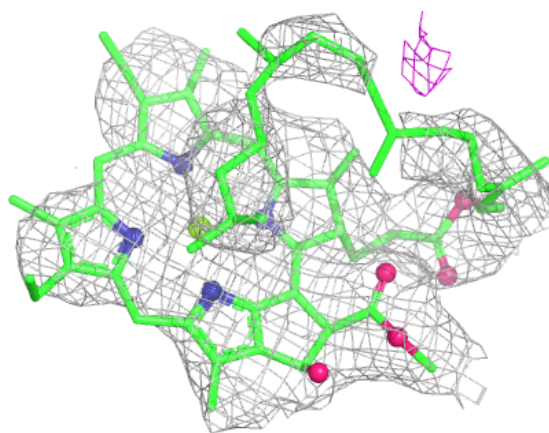
Electron density around CLA B 828:

$2mF_o-DF_c$ (at 0.7 rmsd) in gray
 mF_o-DF_c (at 3 rmsd) in purple (negative)
and green (positive)

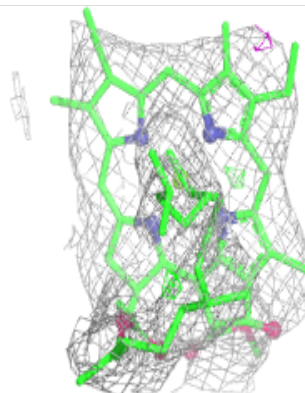
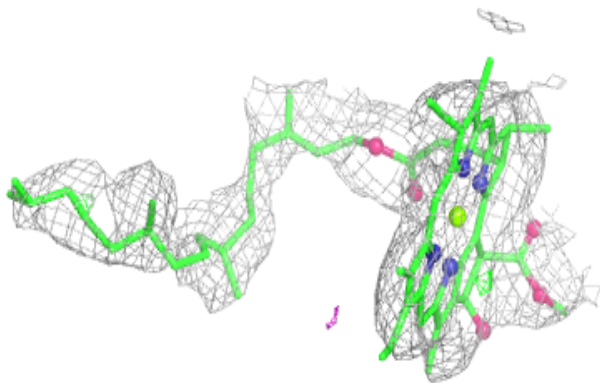
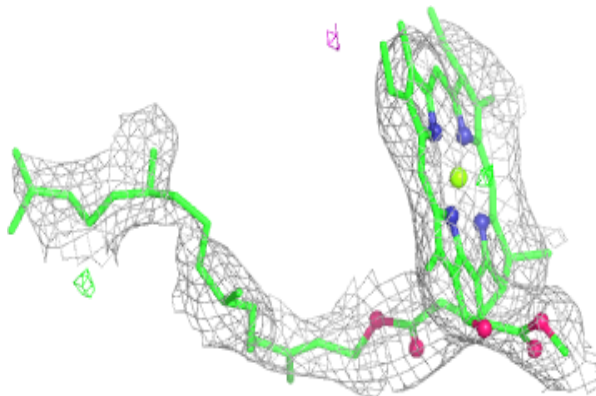


Electron density around CLA B 809:

$2mF_o-DF_c$ (at 0.7 rmsd) in gray
 mF_o-DF_c (at 3 rmsd) in purple (negative)
and green (positive)

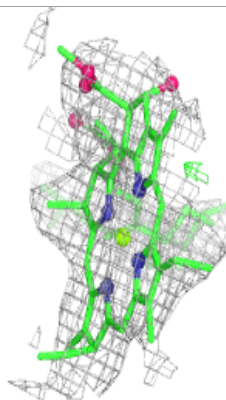
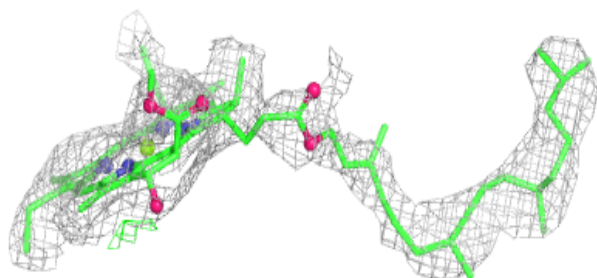
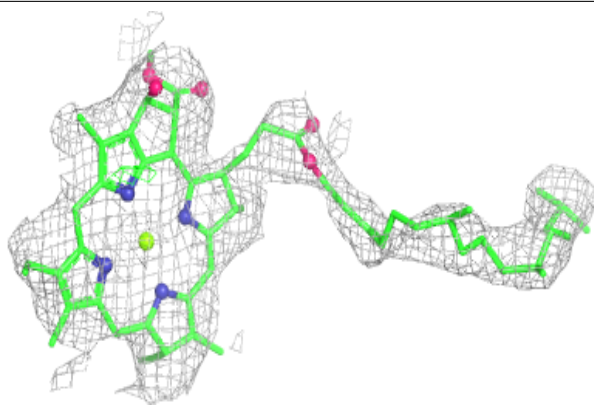
**Electron density around CLA B 830:**

$2mF_o-DF_c$ (at 0.7 rmsd) in gray
 mF_o-DF_c (at 3 rmsd) in purple (negative)
and green (positive)

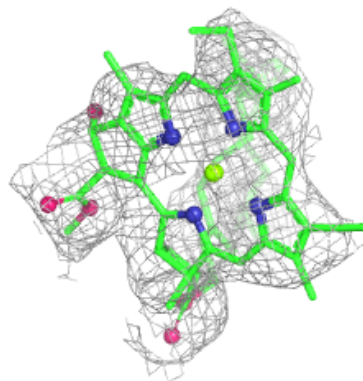
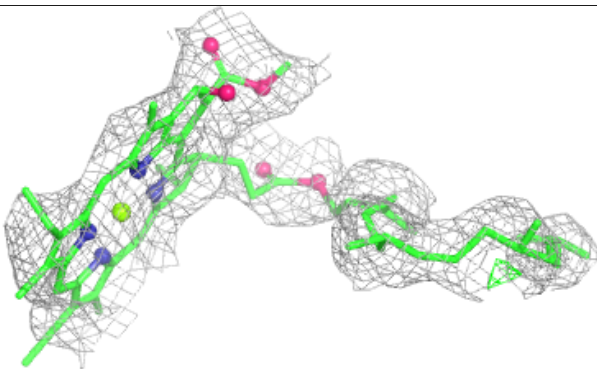
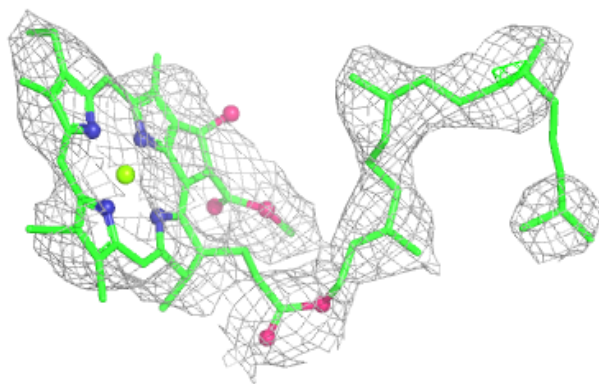


Electron density around CLA B 814:

$2mF_o-DF_c$ (at 0.7 rmsd) in gray
 mF_o-DF_c (at 3 rmsd) in purple (negative)
and green (positive)

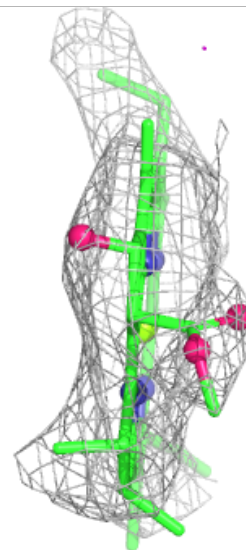
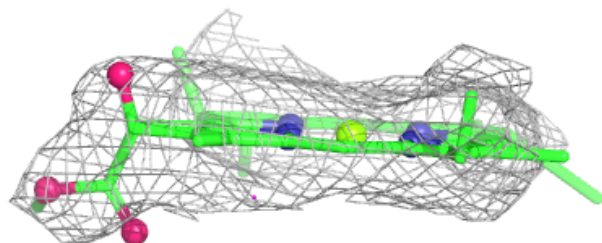
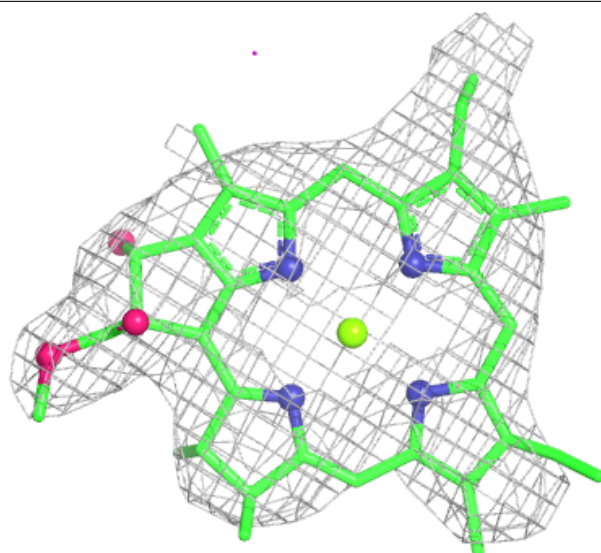
**Electron density around CLA A 849:**

$2mF_o-DF_c$ (at 0.7 rmsd) in gray
 mF_o-DF_c (at 3 rmsd) in purple (negative)
and green (positive)



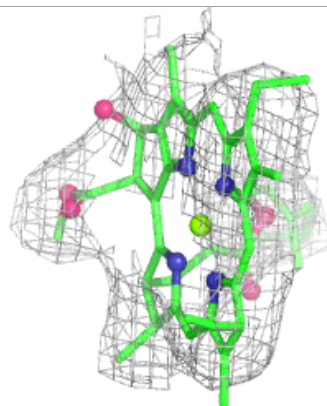
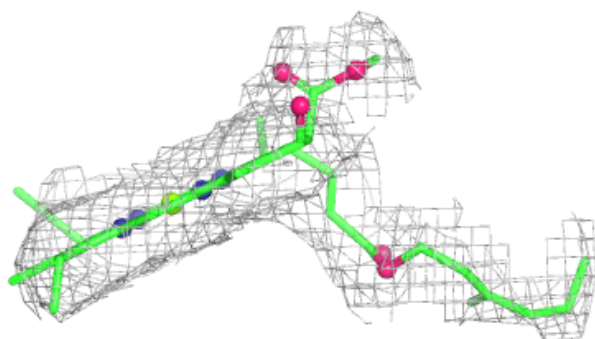
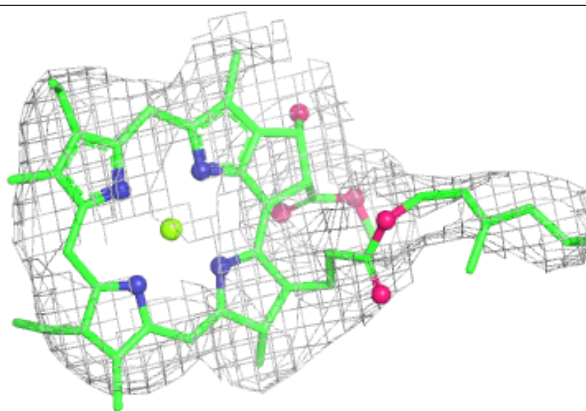
Electron density around CLA B 819:

$2mF_o-DF_c$ (at 0.7 rmsd) in gray
 mF_o-DF_c (at 3 rmsd) in purple (negative)
and green (positive)

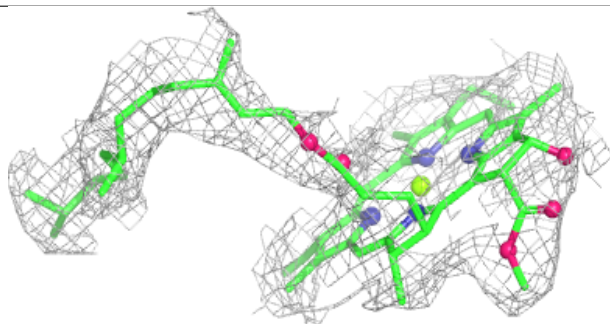
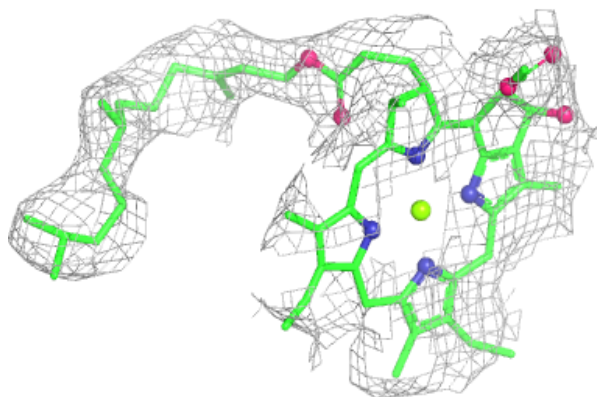


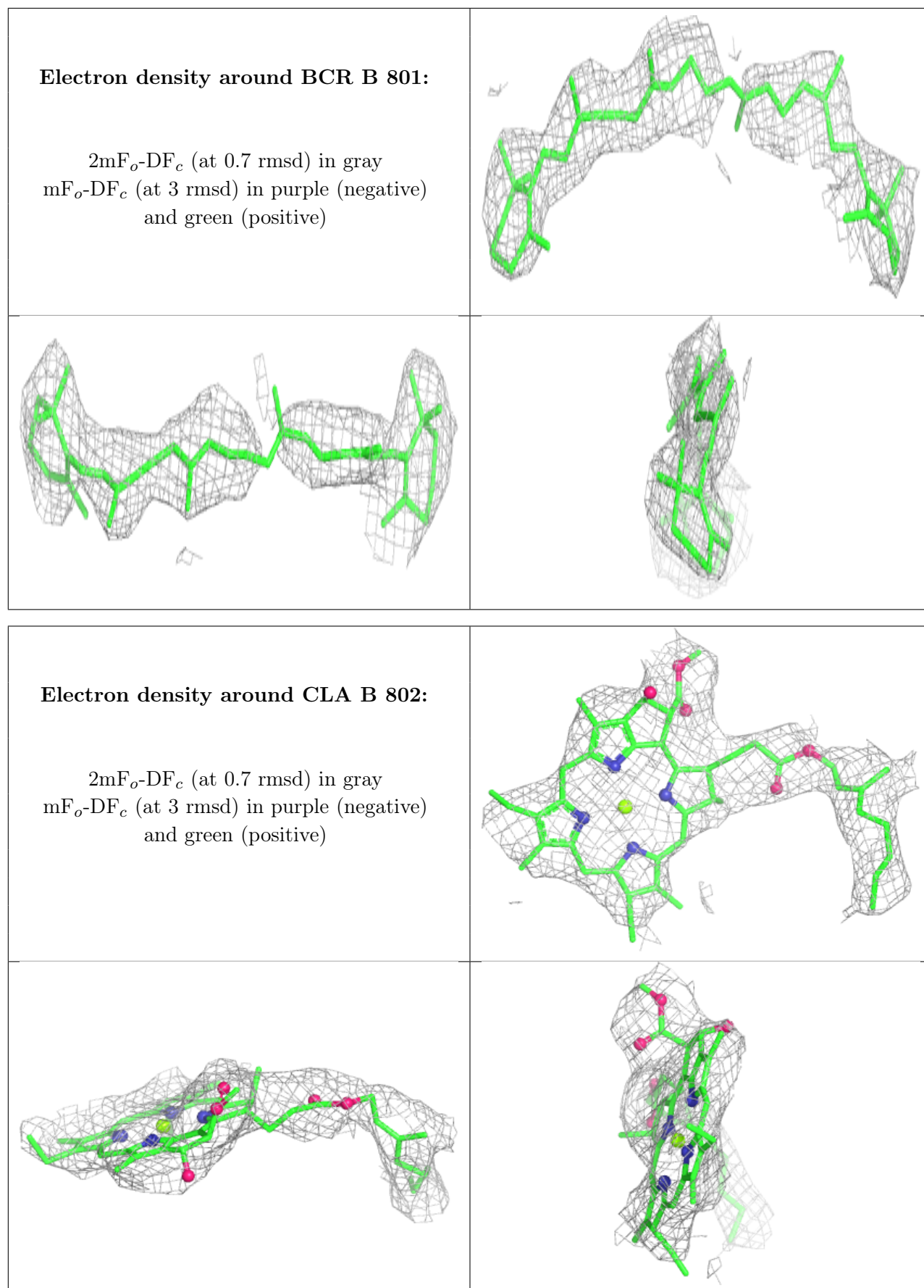
Electron density around CLA A 809:

$2mF_o-DF_c$ (at 0.7 rmsd) in gray
 mF_o-DF_c (at 3 rmsd) in purple (negative)
and green (positive)

**Electron density around CLA A 808:**

$2mF_o-DF_c$ (at 0.7 rmsd) in gray
 mF_o-DF_c (at 3 rmsd) in purple (negative)
and green (positive)





6.5 Other polymers [i](#)

There are no such residues in this entry.