



Full wwPDB EM Validation Report ⓘ

Oct 22, 2024 – 12:32 AM JST

PDB ID : 8X5R
EMDB ID : EMD-38073
Title : SARS-CoV-2 BA.2.75 Spike with K356T mutation (1 RBD up)
Authors : Yue, C.; Liu, P.
Deposited on : 2023-11-17
Resolution : 3.72 Å (reported)

This is a Full wwPDB EM Validation Report for a publicly released PDB entry.

We welcome your comments at validation@mail.wwpdb.org

A user guide is available at

<https://www.wwpdb.org/validation/2017/EMValidationReportHelp>

with specific help available everywhere you see the ⓘ symbol.

The types of validation reports are described at

<http://www.wwpdb.org/validation/2017/FAQs#types>.

The following versions of software and data (see [references ⓘ](#)) were used in the production of this report:

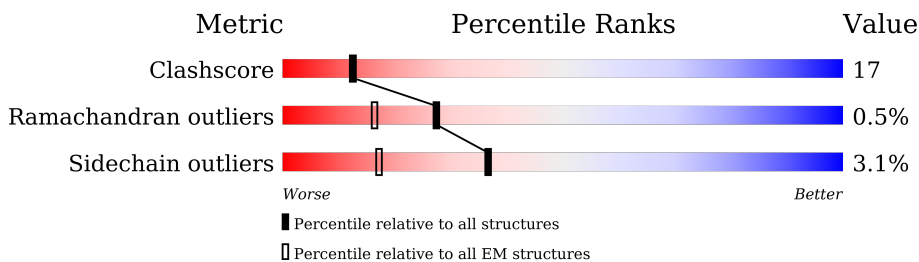
EMDB validation analysis : **FAILED**
Mogul : 1.8.5 (274361), CSD as541be (2020)
MolProbity : 4.02b-467
Percentile statistics : 20231227.v01 (using entries in the PDB archive December 27th 2023)
MapQ : **FAILED**
Ideal geometry (proteins) : Engh & Huber (2001)
Ideal geometry (DNA, RNA) : Parkinson et al. (1996)
Validation Pipeline (wwPDB-VP) : 2.39

1 Overall quality at a glance i

The following experimental techniques were used to determine the structure:
ELECTRON MICROSCOPY

The reported resolution of this entry is 3.72 Å.

Percentile scores (ranging between 0-100) for global validation metrics of the entry are shown in the following graphic. The table shows the number of entries on which the scores are based.



Metric	Whole archive (#Entries)	EM structures (#Entries)
Clashscore	210492	15764
Ramachandran outliers	207382	16835
Sidechain outliers	206894	16415

The table below summarises the geometric issues observed across the polymeric chains and their fit to the map. The red, orange, yellow and green segments of the bar indicate the fraction of residues that contain outliers for ≥ 3 , 2, 1 and 0 types of geometric quality criteria respectively. A grey segment represents the fraction of residues that are not modelled. The numeric value for each fraction is indicated below the corresponding segment, with a dot representing fractions $\leq 5\%$

Mol	Chain	Length	Quality of chain
1	A	1270	54% 30% 14%
1	B	1270	54% 30% 14%
1	C	1270	56% 27% 14%
2	D	2	100%
2	E	2	50% 50%
2	F	2	100%
2	G	2	50% 50%
2	H	2	50% 50%
2	I	2	100%

Continued on next page...

Continued from previous page...

Mol	Chain	Length	Quality of chain
2	J	2	 50% 50%
2	K	2	 100%
2	L	2	 100%
2	M	2	 100%
2	N	2	 100%
2	O	2	 50% 50%
2	P	2	 100%
2	Q	2	 50% 50%
2	R	2	 50% 50%
2	S	2	 100%
2	T	2	 100%
2	U	2	 100%
2	V	2	 50% 50%
2	W	2	 100%
2	X	2	 50% 50%

2 Entry composition i

There are 3 unique types of molecules in this entry. The entry contains 26208 atoms, of which 0 are hydrogens and 0 are deuteriums.

In the tables below, the AltConf column contains the number of residues with at least one atom in alternate conformation and the Trace column contains the number of residues modelled with at most 2 atoms.

- Molecule 1 is a protein called Spike glycoprotein.

Mol	Chain	Residues	Atoms					AltConf	Trace
			Total	C	N	O	S		
1	C	1086	8442	5395	1405	1605	37	0	0
1	A	1086	8442	5395	1405	1605	37	0	0
1	B	1086	8442	5395	1405	1605	37	0	0

There are 135 discrepancies between the modelled and reference sequences:

Chain	Residue	Modelled	Actual	Comment	Reference
C	22	ILE	THR	variant	UNP P0DTC2
C	?	-	LEU	deletion	UNP P0DTC2
C	?	-	PRO	deletion	UNP P0DTC2
C	?	-	PRO	deletion	UNP P0DTC2
C	27	SER	ALA	variant	UNP P0DTC2
C	142	ASP	GLY	variant	UNP P0DTC2
C	147	GLU	LYS	variant	UNP P0DTC2
C	152	ARG	TRP	variant	UNP P0DTC2
C	157	LEU	PHE	variant	UNP P0DTC2
C	210	VAL	ILE	variant	UNP P0DTC2
C	213	GLY	VAL	variant	UNP P0DTC2
C	257	SER	GLY	variant	UNP P0DTC2
C	339	HIS	GLY	variant	UNP P0DTC2
C	356	THR	LYS	engineered mutation	UNP P0DTC2
C	371	PHE	SER	variant	UNP P0DTC2
C	373	PRO	SER	variant	UNP P0DTC2
C	375	PHE	SER	variant	UNP P0DTC2
C	376	ALA	THR	variant	UNP P0DTC2
C	405	ASN	ASP	variant	UNP P0DTC2
C	408	SER	ARG	variant	UNP P0DTC2
C	417	ASN	LYS	variant	UNP P0DTC2
C	440	LYS	ASN	variant	UNP P0DTC2
C	446	SER	GLY	variant	UNP P0DTC2
C	460	LYS	ASN	variant	UNP P0DTC2

Continued on next page...

Continued from previous page...

Chain	Residue	Modelled	Actual	Comment	Reference
C	477	ASN	SER	variant	UNP P0DTC2
C	478	LYS	THR	variant	UNP P0DTC2
C	484	ALA	GLU	variant	UNP P0DTC2
C	498	ARG	GLN	variant	UNP P0DTC2
C	501	TYR	ASN	variant	UNP P0DTC2
C	505	HIS	TYR	variant	UNP P0DTC2
C	655	TYR	HIS	variant	UNP P0DTC2
C	679	LYS	ASN	variant	UNP P0DTC2
C	681	HIS	PRO	variant	UNP P0DTC2
C	683	ALA	ARG	conflict	UNP P0DTC2
C	685	ALA	ARG	conflict	UNP P0DTC2
C	764	LYS	ASN	variant	UNP P0DTC2
C	796	TYR	ASP	variant	UNP P0DTC2
C	817	PRO	PHE	conflict	UNP P0DTC2
C	892	PRO	ALA	conflict	UNP P0DTC2
C	899	PRO	ALA	conflict	UNP P0DTC2
C	942	PRO	ALA	conflict	UNP P0DTC2
C	954	HIS	GLN	variant	UNP P0DTC2
C	969	LYS	ASN	variant	UNP P0DTC2
C	986	PRO	LYS	conflict	UNP P0DTC2
C	987	PRO	VAL	conflict	UNP P0DTC2
A	22	ILE	THR	variant	UNP P0DTC2
A	?	-	LEU	deletion	UNP P0DTC2
A	?	-	PRO	deletion	UNP P0DTC2
A	?	-	PRO	deletion	UNP P0DTC2
A	27	SER	ALA	variant	UNP P0DTC2
A	142	ASP	GLY	variant	UNP P0DTC2
A	147	GLU	LYS	variant	UNP P0DTC2
A	152	ARG	TRP	variant	UNP P0DTC2
A	157	LEU	PHE	variant	UNP P0DTC2
A	210	VAL	ILE	variant	UNP P0DTC2
A	213	GLY	VAL	variant	UNP P0DTC2
A	257	SER	GLY	variant	UNP P0DTC2
A	339	HIS	GLY	variant	UNP P0DTC2
A	356	THR	LYS	engineered mutation	UNP P0DTC2
A	371	PHE	SER	variant	UNP P0DTC2
A	373	PRO	SER	variant	UNP P0DTC2
A	375	PHE	SER	variant	UNP P0DTC2
A	376	ALA	THR	variant	UNP P0DTC2
A	405	ASN	ASP	variant	UNP P0DTC2
A	408	SER	ARG	variant	UNP P0DTC2
A	417	ASN	LYS	variant	UNP P0DTC2

Continued on next page...

Continued from previous page...

Chain	Residue	Modelled	Actual	Comment	Reference
A	440	LYS	ASN	variant	UNP P0DTC2
A	446	SER	GLY	variant	UNP P0DTC2
A	460	LYS	ASN	variant	UNP P0DTC2
A	477	ASN	SER	variant	UNP P0DTC2
A	478	LYS	THR	variant	UNP P0DTC2
A	484	ALA	GLU	variant	UNP P0DTC2
A	498	ARG	GLN	variant	UNP P0DTC2
A	501	TYR	ASN	variant	UNP P0DTC2
A	505	HIS	TYR	variant	UNP P0DTC2
A	655	TYR	HIS	variant	UNP P0DTC2
A	679	LYS	ASN	variant	UNP P0DTC2
A	681	HIS	PRO	variant	UNP P0DTC2
A	683	ALA	ARG	conflict	UNP P0DTC2
A	685	ALA	ARG	conflict	UNP P0DTC2
A	764	LYS	ASN	variant	UNP P0DTC2
A	796	TYR	ASP	variant	UNP P0DTC2
A	817	PRO	PHE	conflict	UNP P0DTC2
A	892	PRO	ALA	conflict	UNP P0DTC2
A	899	PRO	ALA	conflict	UNP P0DTC2
A	942	PRO	ALA	conflict	UNP P0DTC2
A	954	HIS	GLN	variant	UNP P0DTC2
A	969	LYS	ASN	variant	UNP P0DTC2
A	986	PRO	LYS	conflict	UNP P0DTC2
A	987	PRO	VAL	conflict	UNP P0DTC2
B	22	ILE	THR	variant	UNP P0DTC2
B	?	-	LEU	deletion	UNP P0DTC2
B	?	-	PRO	deletion	UNP P0DTC2
B	?	-	PRO	deletion	UNP P0DTC2
B	27	SER	ALA	variant	UNP P0DTC2
B	142	ASP	GLY	variant	UNP P0DTC2
B	147	GLU	LYS	variant	UNP P0DTC2
B	152	ARG	TRP	variant	UNP P0DTC2
B	157	LEU	PHE	variant	UNP P0DTC2
B	210	VAL	ILE	variant	UNP P0DTC2
B	213	GLY	VAL	variant	UNP P0DTC2
B	257	SER	GLY	variant	UNP P0DTC2
B	339	HIS	GLY	variant	UNP P0DTC2
B	356	THR	LYS	engineered mutation	UNP P0DTC2
B	371	PHE	SER	variant	UNP P0DTC2
B	373	PRO	SER	variant	UNP P0DTC2
B	375	PHE	SER	variant	UNP P0DTC2
B	376	ALA	THR	variant	UNP P0DTC2

Continued on next page...

Continued from previous page...

Chain	Residue	Modelled	Actual	Comment	Reference
B	405	ASN	ASP	variant	UNP P0DTC2
B	408	SER	ARG	variant	UNP P0DTC2
B	417	ASN	LYS	variant	UNP P0DTC2
B	440	LYS	ASN	variant	UNP P0DTC2
B	446	SER	GLY	variant	UNP P0DTC2
B	460	LYS	ASN	variant	UNP P0DTC2
B	477	ASN	SER	variant	UNP P0DTC2
B	478	LYS	THR	variant	UNP P0DTC2
B	484	ALA	GLU	variant	UNP P0DTC2
B	498	ARG	GLN	variant	UNP P0DTC2
B	501	TYR	ASN	variant	UNP P0DTC2
B	505	HIS	TYR	variant	UNP P0DTC2
B	655	TYR	HIS	variant	UNP P0DTC2
B	679	LYS	ASN	variant	UNP P0DTC2
B	681	HIS	PRO	variant	UNP P0DTC2
B	683	ALA	ARG	conflict	UNP P0DTC2
B	685	ALA	ARG	conflict	UNP P0DTC2
B	764	LYS	ASN	variant	UNP P0DTC2
B	796	TYR	ASP	variant	UNP P0DTC2
B	817	PRO	PHE	conflict	UNP P0DTC2
B	892	PRO	ALA	conflict	UNP P0DTC2
B	899	PRO	ALA	conflict	UNP P0DTC2
B	942	PRO	ALA	conflict	UNP P0DTC2
B	954	HIS	GLN	variant	UNP P0DTC2
B	969	LYS	ASN	variant	UNP P0DTC2
B	986	PRO	LYS	conflict	UNP P0DTC2
B	987	PRO	VAL	conflict	UNP P0DTC2

- Molecule 2 is an oligosaccharide called 2-acetamido-2-deoxy-beta-D-glucopyranose-(1-4)-2-acetamido-2-deoxy-beta-D-glucopyranose.



Mol	Chain	Residues	Atoms				AltConf	Trace
2	D	2	Total	C	N	O	0	0
			28	16	2	10		
2	E	2	Total	C	N	O	0	0
			28	16	2	10		
2	F	2	Total	C	N	O	0	0
			28	16	2	10		

Continued on next page...

Continued from previous page...

Mol	Chain	Residues	Atoms				AltConf	Trace
			Total	C	N	O		
2	G	2	28	16	2	10	0	0
2	H	2	28	16	2	10	0	0
2	I	2	28	16	2	10	0	0
2	J	2	28	16	2	10	0	0
2	K	2	28	16	2	10	0	0
2	L	2	28	16	2	10	0	0
2	M	2	28	16	2	10	0	0
2	N	2	28	16	2	10	0	0
2	O	2	28	16	2	10	0	0
2	P	2	28	16	2	10	0	0
2	Q	2	28	16	2	10	0	0
2	R	2	28	16	2	10	0	0
2	S	2	28	16	2	10	0	0
2	T	2	28	16	2	10	0	0
2	U	2	28	16	2	10	0	0
2	V	2	28	16	2	10	0	0
2	W	2	28	16	2	10	0	0
2	X	2	28	16	2	10	0	0

- Molecule 3 is 2-acetamido-2-deoxy-beta-D-glucopyranose (three-letter code: NAG) (formula: $C_8H_{15}NO_6$).



Mol	Chain	Residues	Atoms				AltConf
			Total	C	N	O	
3	C	1	Total	C	N	O	0
			14	8	1	5	
3	C	1	Total	C	N	O	0
			14	8	1	5	
3	C	1	Total	C	N	O	0
			14	8	1	5	
3	C	1	Total	C	N	O	0
			14	8	1	5	
3	C	1	Total	C	N	O	0
			14	8	1	5	
3	C	1	Total	C	N	O	0
			14	8	1	5	
3	A	1	Total	C	N	O	0
			14	8	1	5	
3	A	1	Total	C	N	O	0
			14	8	1	5	
3	A	1	Total	C	N	O	0
			14	8	1	5	
3	A	1	Total	C	N	O	0
			14	8	1	5	
3	A	1	Total	C	N	O	0
			14	8	1	5	

Continued on next page...

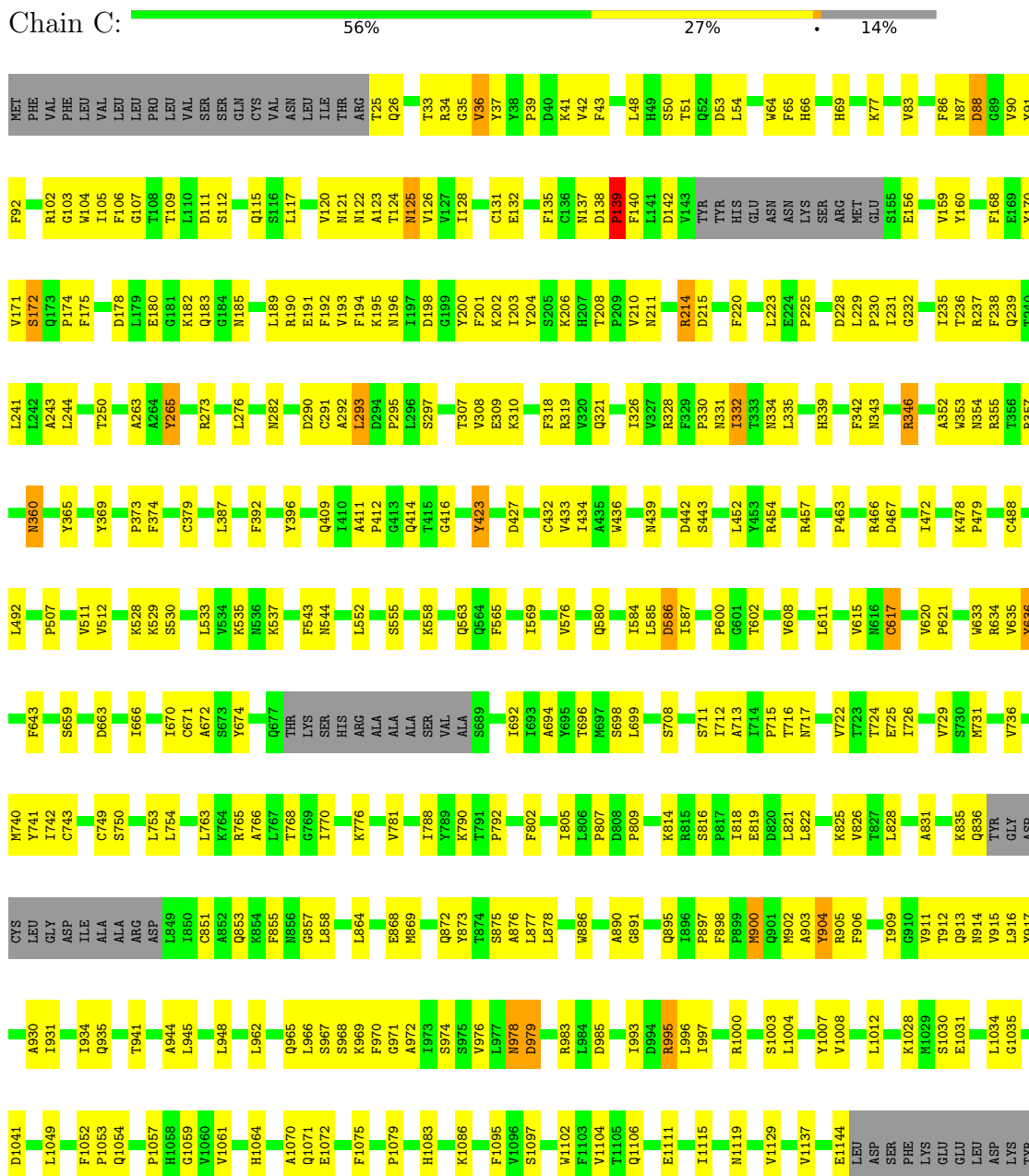
Continued from previous page...

Mol	Chain	Residues	Atoms				AltConf
			Total	C	N	O	
3	B	1	Total 14	8	1	5	0
3	B	1	Total 14	8	1	5	0
3	B	1	Total 14	8	1	5	0
3	B	1	Total 14	8	1	5	0
3	B	1	Total 14	8	1	5	0
3	B	1	Total 14	8	1	5	0
3	B	1	Total 14	8	1	5	0

3 Residue-property plots

These plots are drawn for all protein, RNA, DNA and oligosaccharide chains in the entry. The first graphic for a chain summarises the proportions of the various outlier classes displayed in the second graphic. The second graphic shows the sequence view annotated by issues in geometry. Residues are color-coded according to the number of geometric quality criteria for which they contain at least one outlier: green = 0, yellow = 1, orange = 2 and red = 3 or more. Stretches of 2 or more consecutive residues without any outlier are shown as a green connector. Residues present in the sample, but not in the model, are shown in grey.

- Molecule 1: Spike glycoprotein



PHE	LYS	ASN	HIS	THR	SER	PRO	ASP	VAL	LEU	VAL	ASP	LEU	ALA	GLY	ILE	GLY	THR	GLY	ILE	ASN	LEU	ALA	SER	VAL	CYS	THR	GLY	ILE	LEU	GLN	CYS	ASN	LEU	LEU	ASN	GLU	GLY	LEU	LEU	GLN	GLU	LEU	PRO	GLY	LEU	GLY	THR	GLY	VAL	GLN	TYR	LEU	ILE	LEU	HIS	TYR	PRO	TYR
ILE	TRP	LEU	GLY	PHE	LEU	ALA	GLY	LEU	VAL	PRO	LEU	ILE	ALA	LEU	VAL	VAL	MET	THR	VAL	THR	GLY	ILE	LEU	LEU	ALA	SER	VAL	CYS	THR	GLY	ILE	LEU	GLN	CYS	ASN	LEU	LEU	ASN	GLU	GLY	LEU	PRO	GLY	LEU	GLY	THR	GLY	VAL	GLN	TYR	LEU	ILE	LEU	HIS	TYR	PRO	TYR	

• Molecule 1: Spike glycoprotein



ALA	SER	VAL	VAL	ASN	ILE	GLN	LYS	GLY	LEU	R1091	E1092	ASP	ARG	LEU	ASN	ASN	ASN	GLU	GLY	ILE	LEU	GLY	VAL	CYS	THR	GLY	ILE	LEU	GLN	CYS	ASN	LEU	LEU	ASN	GLU	GLY	LEU	PRO	GLY	LEU	GLY	THR	GLY	VAL	GLN	TYR	LEU	ILE	LEU	HIS	TYR	PRO	TYR																																																																																																													
T1077	A1078	P1079	H1083	K1086	R1091	E1092	L1093	S1097	W1102	F1103	V1104	R1107	Y1110	I1114	I1115	S1123	V1133	G1137	E1144	LEU	ASP	LEU	ASP	LEU	VAL	CYS	THR	GLY	ILE	LEU	GLN	CYS	ASN	LEU	LEU	ASN	GLU	GLY	LEU	PRO	GLY	LEU	GLY	THR	GLY	VAL	GLN	TYR	LEU	ILE	LEU	HIS	TYR	PRO	TYR																																																																																																											
T881	I882	G885	W886	T887	L894	Q895	R896	P897	F898	P899	Q901	M902	Y903	Y904	R905	F906	I909	G910	I1011	L1012	I1013	R1019	L916	Y917	M1029	S1030	F1031	C1032	G1035	K1038	D1041	G1046	L1049	P1053	Q1054	H1058	G1059	V1060	V1061	V1065	P1069	E1072	K1073	H1074	F1075	T1076	LEU	ASP	LEU	ASP	LEU	VAL	CYS	THR	GLY	ILE	LEU	GLN	CYS	ASN	LEU	LEU	ASN	GLU	GLY	LEU	PRO	GLY	LEU	GLY	THR	GLY	VAL	GLN	TYR	LEU	ILE	LEU	HIS	TYR	PRO	TYR																																																																																
K558	F559	Q563	I569	A570	D571	R577	D578	S581	L582	E583	I584	L585	D586	I587	V595	S605	N606	V610	C617	V620	P621	T630	P631	T632	W633	F643	T644	R645	R646	A647	L650	I651	G652	A653	E654	G655	Y660	F661	C662	D663	I666	I670	C671	Q672	S673	W674	Q677	THR	LYS	SER	HIS	ARG	ALA	ALA	ALA	SER	VAL	VAL	ALA	ALA	SER	VAL	CYS	THR	GLY	ILE	LEU	GLN	CYS	ASN	LEU	LEU	ASN	GLU	GLY	LEU	PRO	GLY	LEU	GLY	THR	GLY	VAL	GLN	TYR	LEU	ILE	LEU	HIS	TYR	PRO	TYR																																																																						
L452	Y453	R454	L455	F456	L461	K462	P463	E464	R465	D467	A475	K478	P479	M487	S488	C489	P384	T385	K386	L387	N388	T393	Y396	R403	G404	Q409	L410	A411	P412	G413	Q414	T415	G416	M417	L418	A419	D420	Y421	N422	Y423	K424	L425	P426	F429	T430	G431	C432	W436	L441	S402	S205	K206	H207	T208	V210	D215	L216	F217	G220	S221	A222	L223	D228	F329	L233	W234	L235	R236	F238	Q239	L240	L241	D253	A263	A264	F265	L266	Q271	P272	R273	L276	L277	K278	G283	L284	L285	T286	D287	A288	V289	D290	C291	F194	K195	Y200	R201	K202	L203	Y204	S205	K206	H207	T208	V210	D215	L216	F217	G220	S221	A222	L223	D228	F329	L233	W234	L235	R236	F238	Q239	L240	L241	D253	A263	A264	F265	L266	Q271	P272	R273	L276	L277	K278	G283	L284	L285	T286	D287	A288	V289	D290	C291	F194	K195	Y200	R201	K202	L203	Y204	S205	K206	H207	T208	V210	D215	L216	F217	G220	S221	A222	L223	D228	F329
T881	I882	G885	W886	T887	L894	Q895	R896	P897	F898	P899	Q901	M902	Y903	Y904	R905	F906	I909	G910	I1011	L1012	I1013	R1019	L916	Y917	M1029	S1030	F1031	C1032	G1035	K1038	D1041	G1046	L1049	P1053	Q1054	H1058	G1059	V1060	V1061	V1065	P1069	E1072	K1073	H1074	F1075	T1076	LEU	ASP	LEU	ASP	LEU	VAL	CYS	THR	GLY	ILE	LEU	GLN	CYS	ASN	LEU	LEU	ASN	GLU	GLY	LEU	PRO	GLY	LEU	GLY	THR	GLY	VAL	GLN	TYR	LEU	ILE	LEU	HIS	TYR	PRO	TYR																																																																																
T881	I882	G885	W886	T887	L894	Q895	R896	P897	F898	P899	Q901	M902	Y903	Y904	R905	F906	I909	G910	I1011	L1012	I1013	R1019	L916	Y917	M1029	S1030	F1031	C1032	G1035	K1038	D1041	G1046	L1049	P1053	Q1054	H1058	G1059	V1060	V1061	V1065	P1069	E1072	K1073	H1074	F1075	T1076	LEU	ASP	LEU	ASP	LEU	VAL	CYS	THR	GLY	ILE	LEU	GLN	CYS	ASN	LEU	LEU	ASN	GLU	GLY	LEU	PRO	GLY	LEU	GLY	THR	GLY	VAL	GLN	TYR	LEU	ILE	LEU	HIS	TYR	PRO	TYR																																																																																

- Molecule 2: 2-acetamido-2-deoxy-beta-D-glucopyranose-(1-4)-2-acetamido-2-deoxy-beta-D-glucopyranose

Chain D:  100%

MAG1
MAG2

- Molecule 2: 2-acetamido-2-deoxy-beta-D-glucopyranose-(1-4)-2-acetamido-2-deoxy-beta-D-glucopyranose

Chain E:  50% 50%

MAG1
MAG2

- Molecule 2: 2-acetamido-2-deoxy-beta-D-glucopyranose-(1-4)-2-acetamido-2-deoxy-beta-D-glucopyranose

Chain F:  100%

MAG1
MAG2

- Molecule 2: 2-acetamido-2-deoxy-beta-D-glucopyranose-(1-4)-2-acetamido-2-deoxy-beta-D-glucopyranose

Chain G:  50% 50%

MAG1
MAG2

- Molecule 2: 2-acetamido-2-deoxy-beta-D-glucopyranose-(1-4)-2-acetamido-2-deoxy-beta-D-glucopyranose

Chain H:  50% 50%

MAG1
MAG2

- Molecule 2: 2-acetamido-2-deoxy-beta-D-glucopyranose-(1-4)-2-acetamido-2-deoxy-beta-D-glucopyranose

Chain I:  100%

MAG1
MAG2

- Molecule 2: 2-acetamido-2-deoxy-beta-D-glucopyranose-(1-4)-2-acetamido-2-deoxy-beta-D-glucopyranose

Chain J:  50% 50%



- Molecule 2: 2-acetamido-2-deoxy-beta-D-glucopyranose-(1-4)-2-acetamido-2-deoxy-beta-D-glucopyranose

Chain K:  100%



- Molecule 2: 2-acetamido-2-deoxy-beta-D-glucopyranose-(1-4)-2-acetamido-2-deoxy-beta-D-glucopyranose

Chain L:  100%



- Molecule 2: 2-acetamido-2-deoxy-beta-D-glucopyranose-(1-4)-2-acetamido-2-deoxy-beta-D-glucopyranose

Chain M:  100%



- Molecule 2: 2-acetamido-2-deoxy-beta-D-glucopyranose-(1-4)-2-acetamido-2-deoxy-beta-D-glucopyranose

Chain N:  100%



- Molecule 2: 2-acetamido-2-deoxy-beta-D-glucopyranose-(1-4)-2-acetamido-2-deoxy-beta-D-glucopyranose

Chain O:  50% 50%




- Molecule 2: 2-acetamido-2-deoxy-beta-D-glucopyranose-(1-4)-2-acetamido-2-deoxy-beta-D-glucopyranose

Chain P:  100%



- Molecule 2: 2-acetamido-2-deoxy-beta-D-glucopyranose-(1-4)-2-acetamido-2-deoxy-beta-D-glucopyranose

Chain Q:  50% 50%

MAG1
MAG2

- Molecule 2: 2-acetamido-2-deoxy-beta-D-glucopyranose-(1-4)-2-acetamido-2-deoxy-beta-D-glucopyranose

Chain R:  50% 50%

MAG1
MAG2

- Molecule 2: 2-acetamido-2-deoxy-beta-D-glucopyranose-(1-4)-2-acetamido-2-deoxy-beta-D-glucopyranose

Chain S:  100%

MAG1
MAG2

- Molecule 2: 2-acetamido-2-deoxy-beta-D-glucopyranose-(1-4)-2-acetamido-2-deoxy-beta-D-glucopyranose

Chain T:  100%

MAG1
MAG2

- Molecule 2: 2-acetamido-2-deoxy-beta-D-glucopyranose-(1-4)-2-acetamido-2-deoxy-beta-D-glucopyranose

Chain U:  100%

MAG1
MAG2

- Molecule 2: 2-acetamido-2-deoxy-beta-D-glucopyranose-(1-4)-2-acetamido-2-deoxy-beta-D-glucopyranose

Chain V:  50% 50%

MAG1
MAG2

- Molecule 2: 2-acetamido-2-deoxy-beta-D-glucopyranose-(1-4)-2-acetamido-2-deoxy-beta-D-glucopyranose

Chain W:  100%

MAG1
MAG2

- Molecule 2: 2-acetamido-2-deoxy-beta-D-glucopyranose-(1-4)-2-acetamido-2-deoxy-beta-D-glucopyranose

Chain X: MAG1
MAG2

4 Experimental information

Property	Value	Source
EM reconstruction method	SINGLE PARTICLE	Depositor
Imposed symmetry	POINT, Not provided	
Number of particles used	93276	Depositor
Resolution determination method	FSC 0.143 CUT-OFF	Depositor
CTF correction method	PHASE FLIPPING ONLY	Depositor
Microscope	FEI TECNAI ARCTICA	Depositor
Voltage (kV)	200	Depositor
Electron dose ($e^-/\text{\AA}^2$)	60	Depositor
Minimum defocus (nm)	1200	Depositor
Maximum defocus (nm)	2000	Depositor
Magnification	Not provided	
Image detector	GATAN K2 SUMMIT (4k x 4k)	Depositor

5 Model quality [i](#)

5.1 Standard geometry [i](#)

Bond lengths and bond angles in the following residue types are not validated in this section: NAG

The Z score for a bond length (or angle) is the number of standard deviations the observed value is removed from the expected value. A bond length (or angle) with $|Z| > 5$ is considered an outlier worth inspection. RMSZ is the root-mean-square of all Z scores of the bond lengths (or angles).

Mol	Chain	Bond lengths		Bond angles	
		RMSZ	# Z >5	RMSZ	# Z >5
1	A	0.32	0/8644	0.53	0/11776
1	B	0.33	0/8644	0.53	0/11776
1	C	0.33	0/8644	0.53	0/11776
All	All	0.33	0/25932	0.53	0/35328

There are no bond length outliers.

There are no bond angle outliers.

There are no chirality outliers.

There are no planarity outliers.

5.2 Too-close contacts [i](#)

In the following table, the Non-H and H(model) columns list the number of non-hydrogen atoms and hydrogen atoms in the chain respectively. The H(added) column lists the number of hydrogen atoms added and optimized by MolProbity. The Clashes column lists the number of clashes within the asymmetric unit, whereas Symm-Clashes lists symmetry-related clashes.

Mol	Chain	Non-H	H(model)	H(added)	Clashes	Symm-Clashes
1	A	8442	0	8221	323	0
1	B	8442	0	8221	320	0
1	C	8442	0	8221	298	0
2	D	28	0	25	0	0
2	E	28	0	25	1	0
2	F	28	0	25	0	0
2	G	28	0	25	0	0
2	H	28	0	25	1	0
2	I	28	0	25	0	0
2	J	28	0	25	1	0

Continued on next page...

Continued from previous page...

Mol	Chain	Non-H	H(model)	H(added)	Clashes	Symm-Clashes
2	K	28	0	25	0	0
2	L	28	0	25	0	0
2	M	28	0	25	0	0
2	N	28	0	25	0	0
2	O	28	0	25	0	0
2	P	28	0	25	0	0
2	Q	28	0	25	1	0
2	R	28	0	25	1	0
2	S	28	0	25	1	0
2	T	28	0	25	0	0
2	U	28	0	25	0	0
2	V	28	0	25	0	0
2	W	28	0	25	1	0
2	X	28	0	25	1	0
3	A	98	0	91	0	0
3	B	98	0	91	1	0
3	C	98	0	91	3	0
All	All	26208	0	25461	860	0

The all-atom clashscore is defined as the number of clashes found per 1000 atoms (including hydrogen atoms). The all-atom clashscore for this structure is 17.

All (860) close contacts within the same asymmetric unit are listed below, sorted by their clash magnitude.

Atom-1	Atom-2	Interatomic distance (Å)	Clash overlap (Å)
1:C:576:VAL:HG22	1:C:587:ILE:HD11	1.30	1.14
1:C:708:SER:HB3	1:C:711:SER:HB2	1.54	0.90
1:B:195:LYS:HB2	1:B:202:LYS:HD3	1.52	0.89
1:A:106:PHE:HB2	1:A:117:LEU:HB2	1.54	0.87
1:B:708:SER:HB3	1:B:711:SER:HB3	1.58	0.84
1:C:763:LEU:HD11	1:C:1008:VAL:HG11	1.63	0.81
1:A:552:LEU:HB3	1:A:585:LEU:HD11	1.63	0.80
1:A:119:ILE:HG13	1:A:128:ILE:HG13	1.63	0.80
1:C:967:SER:HB3	1:B:571:ASP:HB3	1.63	0.79
1:C:620:VAL:HG13	1:C:621:PRO:HD3	1.65	0.78
1:B:105:ILE:HG13	1:B:241:LEU:HD21	1.65	0.78
1:A:319:ARG:NH1	1:B:740:MET:SD	2.57	0.77
1:C:1041:ASP:HB3	1:A:1030:SER:HB3	1.68	0.76
1:A:424:LYS:HG3	1:A:463:PRO:HA	1.67	0.75
1:A:424:LYS:NZ	1:A:461:LEU:HB3	2.01	0.75
1:B:462:LYS:HB2	1:B:465:GLU:OE2	1.86	0.74

Continued on next page...

Continued from previous page...

Atom-1	Atom-2	Interatomic distance (Å)	Clash overlap (Å)
1:C:346:ARG:HH12	2:J:1:NAG:H82	1.51	0.74
1:A:417:ASN:O	1:A:421:TYR:HB2	1.88	0.74
1:A:558:LYS:HZ3	1:B:282:ASN:HD22	1.35	0.73
1:A:617:CYS:HA	1:A:621:PRO:HG2	1.70	0.73
1:A:193:VAL:HB	1:A:204:TYR:HB2	1.70	0.73
1:A:386:LYS:NZ	1:B:984:LEU:O	2.21	0.72
1:A:555:SER:HB3	1:A:584:ILE:HG13	1.70	0.72
1:B:409:GLN:HE22	1:B:416:GLY:HA3	1.54	0.72
1:A:420:ASP:HA	1:A:424:LYS:HE3	1.71	0.72
1:C:290:ASP:HB3	1:C:293:LEU:HD22	1.71	0.72
1:C:137:ASN:HB3	1:C:139:PRO:HD2	1.71	0.71
1:B:92:PHE:HB3	1:B:192:PHE:HB2	1.72	0.71
1:C:818:ILE:O	1:C:822:LEU:HD12	1.90	0.71
1:A:393:THR:HB	1:A:516:GLU:HG3	1.72	0.71
1:C:765:ARG:HH22	1:B:961:THR:HG21	1.54	0.71
1:A:34:ARG:NH2	1:A:217:PRO:O	2.23	0.71
1:B:50:SER:HB3	1:B:276:LEU:HD12	1.72	0.71
1:B:722:VAL:HG22	1:B:930:ALA:HB1	1.73	0.71
1:C:230:PRO:HD2	1:B:357:ARG:HH22	1.56	0.71
1:B:34:ARG:NH2	1:B:217:PRO:O	2.23	0.71
1:A:352:ALA:HA	1:A:466:ARG:HD3	1.73	0.70
1:A:106:PHE:O	1:A:237:ARG:NH2	2.25	0.70
1:C:895:GLN:NE2	1:B:711:SER:O	2.25	0.70
1:B:114:THR:HG22	1:B:115:GLN:H	1.56	0.70
1:B:83:VAL:HG13	1:B:237:ARG:HG3	1.73	0.70
1:B:196:ASN:HD22	1:B:235:ILE:HD12	1.56	0.70
1:B:821:LEU:HD11	1:B:939:SER:HB2	1.74	0.70
1:C:128:ILE:HG22	1:C:170:TYR:HB3	1.74	0.69
1:C:716:THR:OG1	1:C:1071:GLN:NE2	2.25	0.69
1:B:885:GLY:HA2	1:B:901:GLN:HE21	1.58	0.69
1:C:708:SER:HA	3:C:1306:NAG:H81	1.73	0.69
1:A:711:SER:O	1:B:895:GLN:NE2	2.25	0.69
1:C:722:VAL:HG22	1:C:930:ALA:HB1	1.72	0.69
1:A:722:VAL:HG22	1:A:930:ALA:HB1	1.75	0.69
1:C:617:CYS:HA	1:C:621:PRO:HG2	1.73	0.69
1:A:804:GLN:NE2	1:A:935:GLN:OE1	2.25	0.69
1:A:116:SER:HB2	1:A:237:ARG:HH22	1.58	0.68
1:B:137:ASN:HB3	1:B:139:PRO:HD2	1.76	0.68
1:B:1104:VAL:HG23	1:B:1115:ILE:HG12	1.74	0.68
1:B:68:ILE:HA	1:B:250:THR:HB	1.74	0.68
1:B:716:THR:OG1	1:B:1071:GLN:NE2	2.26	0.68

Continued on next page...

Continued from previous page...

Atom-1	Atom-2	Interatomic distance (Å)	Clash overlap (Å)
1:A:976:VAL:HG23	1:A:979:ASP:HB3	1.76	0.68
1:B:465:GLU:OE1	1:B:465:GLU:N	2.27	0.68
1:A:699:LEU:HD11	1:B:869:MET:HB2	1.76	0.67
1:A:130:VAL:HG13	1:A:168:PHE:HD1	1.58	0.67
1:A:753:LEU:HD13	1:A:997:ILE:HD11	1.77	0.67
1:C:295:PRO:HB2	1:C:608:VAL:HG21	1.76	0.67
1:A:726:ILE:HG13	1:A:1061:VAL:HG23	1.76	0.67
1:B:468:ILE:HD11	2:E:1:NAG:H81	1.76	0.67
1:A:1104:VAL:HG23	1:A:1115:ILE:HG12	1.77	0.67
1:A:650:LEU:HD21	1:A:653:ALA:HB3	1.77	0.67
1:C:1030:SER:HB3	1:B:1041:ASP:HB3	1.77	0.66
1:A:559:PHE:HB2	1:A:577:ARG:HH21	1.60	0.66
1:A:715:PRO:HA	1:A:1072:GLU:HA	1.77	0.66
1:A:571:ASP:HB3	1:B:967:SER:HB3	1.77	0.66
1:C:138:ASP:N	1:C:139:PRO:HD2	2.11	0.66
1:B:309:GLU:N	1:B:309:GLU:OE1	2.29	0.66
1:B:726:ILE:HG13	1:B:1061:VAL:HG22	1.78	0.66
1:A:129:LYS:HE2	1:A:133:PHE:HZ	1.61	0.66
1:A:424:LYS:HZ1	1:A:461:LEU:HB3	1.60	0.66
1:B:319:ARG:O	1:B:321:GLN:NE2	2.29	0.66
1:B:295:PRO:HB2	1:B:608:VAL:HG21	1.75	0.65
1:C:412:PRO:HB3	1:C:427:ASP:HA	1.79	0.65
1:C:433:VAL:HG13	1:C:512:VAL:HB	1.79	0.65
1:C:740:MET:SD	1:C:857:GLY:N	2.70	0.65
1:C:878:LEU:HD21	1:C:1052:PHE:HB3	1.78	0.65
1:B:307:THR:HA	1:B:602:THR:HG21	1.78	0.65
1:C:753:LEU:HD13	1:C:997:ILE:HD11	1.78	0.65
1:B:231:ILE:HG13	1:B:232:GLY:H	1.62	0.65
1:C:106:PHE:O	1:C:237:ARG:NH2	2.30	0.65
1:A:310:LYS:NZ	1:A:663:ASP:OD2	2.30	0.65
1:C:790:LYS:NZ	1:B:702:GLU:OE2	2.31	0.64
1:C:976:VAL:HG23	1:C:979:ASP:HB3	1.79	0.64
1:A:995:ARG:NH1	1:B:994:ASP:OD2	2.31	0.64
1:B:816:SER:HB2	1:B:819:GLU:HG3	1.80	0.64
1:C:225:PRO:HD2	1:B:562:PHE:HZ	1.63	0.64
1:A:105:ILE:N	1:A:239:GLN:O	2.31	0.63
1:C:357:ARG:NH2	1:C:396:TYR:OH	2.31	0.63
1:A:102:ARG:O	1:A:121:ASN:ND2	2.31	0.63
1:A:886:TRP:HH2	1:A:904:TYR:HB3	1.63	0.63
1:B:542:ASN:HA	1:B:547:THR:HA	1.80	0.63
1:A:64:TRP:HB3	1:A:263:ALA:HB3	1.80	0.63

Continued on next page...

Continued from previous page...

Atom-1	Atom-2	Interatomic distance (Å)	Clash overlap (Å)
1:A:418:ILE:HG12	1:A:422:ASN:HD22	1.62	0.63
1:B:533:LEU:HD21	1:B:585:LEU:HD11	1.79	0.62
1:B:1053:PRO:O	1:B:1054:GLN:NE2	2.32	0.62
1:C:86:PHE:CD1	1:C:90:VAL:HG13	2.34	0.62
1:A:1053:PRO:O	1:A:1054:GLN:NE2	2.33	0.62
1:A:707:TYR:HE1	1:B:897:PRO:HA	1.62	0.62
1:A:885:GLY:HA2	1:A:901:GLN:HE21	1.65	0.62
1:A:886:TRP:HB3	1:A:1035:GLY:HA2	1.82	0.62
1:B:195:LYS:HE2	1:B:204:TYR:HE2	1.65	0.62
1:A:563:GLN:NE2	1:B:41:LYS:O	2.31	0.62
1:B:290:ASP:OD1	1:B:291:CYS:N	2.32	0.62
1:C:104:TRP:HD1	1:C:238:PHE:HE1	1.47	0.62
1:C:576:VAL:CG2	1:C:587:ILE:HD11	2.20	0.62
1:C:902:MET:HG3	1:C:916:LEU:HD11	1.81	0.62
1:A:188:ASN:HD21	1:A:207:HIS:CD2	2.18	0.62
1:A:107:GLY:H	1:A:235:ILE:HG23	1.65	0.62
1:B:617:CYS:HA	1:B:621:PRO:HG2	1.82	0.62
1:C:319:ARG:HB2	1:C:321:GLN:HE22	1.65	0.61
1:C:886:TRP:HH2	1:C:904:TYR:HB3	1.63	0.61
1:B:478:LYS:NZ	1:B:479:PRO:O	2.33	0.61
1:B:620:VAL:HG13	1:B:621:PRO:HD3	1.82	0.61
1:C:328:ARG:HH21	1:C:580:GLN:HB2	1.64	0.61
1:C:993:ILE:O	1:C:997:ILE:HG22	2.00	0.61
1:A:819:GLU:HA	1:A:822:LEU:HD12	1.83	0.61
1:A:729:VAL:HG11	1:A:781:VAL:HG11	1.83	0.61
1:A:379:CYS:HB2	1:A:384:PRO:HD3	1.82	0.61
1:A:558:LYS:NZ	1:B:282:ASN:HD22	1.99	0.61
1:A:122:ASN:O	1:A:125:ASN:N	2.34	0.61
1:C:92:PHE:HB3	1:C:192:PHE:HB2	1.82	0.60
1:C:191:GLU:HB2	1:C:223:LEU:HD11	1.83	0.60
1:C:457:ARG:NE	1:C:467:ASP:OD2	2.34	0.60
1:C:903:ALA:HA	1:C:916:LEU:HD13	1.83	0.60
1:B:410:ILE:HG13	1:B:410:ILE:O	2.01	0.60
1:A:138:ASP:HA	1:A:159:VAL:HG23	1.84	0.60
1:C:140:PHE:HB2	1:C:241:LEU:HD23	1.84	0.60
1:C:821:LEU:HD22	1:C:935:GLN:HG3	1.81	0.60
1:B:821:LEU:HD22	1:B:935:GLN:HG3	1.82	0.60
1:B:457:ARG:NE	1:B:467:ASP:OD2	2.30	0.60
1:A:1107:ARG:HD2	1:B:904:TYR:CE1	2.36	0.60
1:A:411:ALA:HB3	1:A:414:GLN:HG3	1.83	0.60
1:B:580:GLN:O	3:B:1305:NAG:O3	2.20	0.59

Continued on next page...

Continued from previous page...

Atom-1	Atom-2	Interatomic distance (Å)	Clash overlap (Å)
1:C:231:ILE:HG13	1:C:232:GLY:H	1.65	0.59
1:A:1013:ILE:HD13	1:B:1012:LEU:HB3	1.82	0.59
1:C:699:LEU:HD11	1:A:869:MET:HB2	1.84	0.59
1:C:828:LEU:HD21	1:C:831:ALA:HB2	1.85	0.59
1:C:206:LYS:HB2	1:C:223:LEU:HD13	1.84	0.59
1:B:327:VAL:HG22	1:B:542:ASN:HD21	1.67	0.59
1:B:122:ASN:O	1:B:123:ALA:C	2.41	0.59
1:C:454:ARG:NH2	1:C:467:ASP:O	2.35	0.59
1:A:478:LYS:NZ	1:A:479:PRO:O	2.36	0.59
1:B:328:ARG:NH2	1:B:578:ASP:OD2	2.36	0.59
1:B:379:CYS:HA	1:B:432:CYS:HB2	1.85	0.59
1:C:805:ILE:HD11	1:C:931:ILE:HD12	1.85	0.58
1:A:57:PRO:HB2	1:A:60:SER:HB3	1.85	0.58
1:A:897:PRO:HG2	1:A:900:MET:HG3	1.84	0.58
1:A:295:PRO:HD3	1:A:633:TRP:HB2	1.85	0.58
1:C:64:TRP:HB3	1:C:263:ALA:HB3	1.85	0.58
1:A:961:THR:HG21	1:B:765:ARG:HH22	1.68	0.58
1:B:106:PHE:O	1:B:237:ARG:NH2	2.37	0.58
1:B:106:PHE:HB2	1:B:117:LEU:HD13	1.83	0.58
1:C:290:ASP:OD1	1:C:291:CYS:N	2.36	0.58
1:B:178:ASP:OD1	1:B:190:ARG:NH2	2.37	0.58
1:A:645:THR:HG22	1:A:647:ALA:H	1.68	0.58
1:B:411:ALA:HB3	1:B:414:GLN:HG3	1.85	0.58
1:C:39:PRO:HG3	1:C:51:THR:HG21	1.86	0.58
1:C:41:LYS:NZ	1:B:560:LEU:HB2	2.19	0.58
1:C:1104:VAL:HG23	1:C:1115:ILE:HG12	1.86	0.58
1:A:715:PRO:HG3	1:A:1069:PRO:HB3	1.84	0.58
1:B:40:ASP:OD1	1:B:40:ASP:N	2.35	0.58
1:B:64:TRP:HB3	1:B:263:ALA:HB3	1.86	0.58
1:C:183:GLN:HG3	1:C:185:ASN:H	1.69	0.57
1:C:788:ILE:HG23	1:C:876:ALA:HB2	1.85	0.57
1:B:748:GLU:OE1	1:B:748:GLU:N	2.29	0.57
1:B:951:VAL:O	1:B:955:ASN:ND2	2.37	0.57
1:C:724:THR:HG23	1:C:934:ILE:HD11	1.85	0.57
1:A:195:LYS:HB2	1:A:202:LYS:HD3	1.85	0.57
1:A:206:LYS:HZ2	1:A:221:SER:HB2	1.69	0.57
1:A:707:TYR:CE1	1:B:897:PRO:HA	2.38	0.57
1:C:83:VAL:HG13	1:C:237:ARG:HG3	1.87	0.57
1:A:737:ASP:HB3	1:A:857:GLY:HA3	1.86	0.57
1:B:788:ILE:HG23	1:B:876:ALA:HB2	1.86	0.57
1:C:672:ALA:HA	1:C:694:ALA:HA	1.87	0.57

Continued on next page...

Continued from previous page...

Atom-1	Atom-2	Interatomic distance (Å)	Clash overlap (Å)
1:C:725:GLU:OE1	1:C:1064:HIS:NE2	2.33	0.57
1:B:352:ALA:HA	1:B:466:ARG:HD3	1.87	0.57
1:B:433:VAL:HG22	1:B:512:VAL:HG23	1.85	0.57
1:B:560:LEU:N	1:B:563:GLN:HG3	2.19	0.57
1:C:868:GLU:N	1:C:868:GLU:OE1	2.38	0.57
1:C:897:PRO:HG2	1:C:900:MET:HB2	1.85	0.57
1:A:177:MET:O	1:A:207:HIS:NE2	2.38	0.57
1:A:1079:PRO:HB3	1:B:917:TYR:CZ	2.40	0.57
1:C:307:THR:HA	1:C:602:THR:HG21	1.85	0.57
1:C:168:PHE:HE1	1:C:229:LEU:HD13	1.68	0.57
1:A:104:TRP:HA	1:A:240:THR:HA	1.87	0.57
1:C:309:GLU:N	1:C:309:GLU:OE1	2.38	0.56
1:A:307:THR:HA	1:A:602:THR:HG21	1.86	0.56
1:B:455:LEU:CD1	1:B:493:GLN:HE21	2.17	0.56
1:C:1106:GLN:NE2	1:C:1111:GLU:OE2	2.38	0.56
1:A:130:VAL:HG13	1:A:168:PHE:CD1	2.40	0.56
1:B:805:ILE:O	1:B:816:SER:OG	2.22	0.56
1:B:909:ILE:HG13	1:B:911:VAL:HG23	1.87	0.56
1:C:200:TYR:H	1:C:230:PRO:CA	2.18	0.56
1:A:712:ILE:HG13	1:B:896:ILE:HG13	1.87	0.56
1:B:715:PRO:HA	1:B:1072:GLU:HA	1.86	0.56
1:C:196:ASN:HD22	1:C:235:ILE:HD12	1.70	0.56
1:C:208:THR:HG22	1:C:210:VAL:HG22	1.88	0.56
1:C:352:ALA:HA	1:C:466:ARG:HD3	1.88	0.56
1:C:825:LYS:HG2	1:C:945:LEU:HD13	1.87	0.56
1:A:208:THR:HG22	1:A:210:VAL:HG22	1.87	0.56
1:B:903:ALA:HB2	1:B:916:LEU:HD22	1.88	0.56
1:B:332:ILE:HB	1:B:362:VAL:HG23	1.88	0.56
1:C:65:PHE:HB2	1:C:265:TYR:HE2	1.71	0.56
1:A:617:CYS:HA	1:A:621:PRO:CG	2.36	0.56
1:A:369:TYR:HA	1:A:374:PHE:HE2	1.70	0.55
1:A:729:VAL:HG22	1:A:1059:GLY:HA2	1.88	0.55
1:B:106:PHE:HD2	1:B:117:LEU:HD22	1.70	0.55
1:B:126:VAL:HG11	1:B:175:PHE:CZ	2.41	0.55
1:B:994:ASP:HA	1:B:997:ILE:HG22	1.89	0.55
1:C:835:LYS:O	1:C:836:GLN:C	2.44	0.55
1:C:877:LEU:HD11	1:C:1053:PRO:HG3	1.87	0.55
1:C:48:LEU:HD12	1:C:276:LEU:HD21	1.88	0.55
1:A:206:LYS:HZ2	1:A:222:ALA:H	1.54	0.55
1:A:922:LEU:HD11	1:A:926:GLN:HE21	1.71	0.55
1:A:968:SER:HB2	1:A:970:PHE:CE2	2.41	0.55

Continued on next page...

Continued from previous page...

Atom-1	Atom-2	Interatomic distance (Å)	Clash overlap (Å)
1:B:575:ALA:HB1	1:B:584:ILE:HD11	1.88	0.55
1:B:608:VAL:O	1:B:636:TYR:OH	2.20	0.55
1:A:1041:ASP:HB3	1:B:1030:SER:HB3	1.88	0.55
1:A:780:GLU:OE2	1:A:1019:ARG:NH2	2.39	0.55
1:B:131:CYS:HA	1:B:166:CYS:HA	1.87	0.55
1:C:836:GLN:HE22	1:B:616:ASN:HB2	1.72	0.55
1:B:541:PHE:CZ	1:B:548:GLY:HA3	2.42	0.55
1:C:792:PRO:HG2	1:B:707:TYR:HB3	1.89	0.55
1:A:617:CYS:O	1:A:621:PRO:HD2	2.07	0.55
1:A:699:LEU:HD21	1:B:869:MET:HB3	1.89	0.55
1:C:53:ASP:OD1	1:C:54:LEU:N	2.40	0.54
1:A:206:LYS:NZ	1:A:221:SER:HB2	2.22	0.54
1:B:976:VAL:HG23	1:B:979:ASP:HB3	1.89	0.54
1:C:111:ASP:OD1	1:C:112:SER:N	2.40	0.54
1:A:403:ARG:HE	1:A:495:TYR:HE1	1.56	0.54
1:A:1046:GLY:HA2	1:B:890:ALA:HA	1.89	0.54
1:B:231:ILE:HG13	1:B:232:GLY:N	2.21	0.54
1:A:456:PHE:CE2	1:A:489:TYR:HB2	2.43	0.54
1:B:121:ASN:HA	1:B:126:VAL:HG22	1.88	0.54
1:C:41:LYS:HE3	1:B:562:PHE:CZ	2.42	0.54
1:C:886:TRP:HB3	1:C:1035:GLY:HA2	1.89	0.54
1:A:178:ASP:OD1	1:A:190:ARG:NH2	2.40	0.54
1:B:208:THR:HG22	1:B:210:VAL:HG22	1.89	0.54
1:C:41:LYS:HD2	1:B:563:GLN:HG2	1.90	0.54
1:C:931:ILE:O	1:C:934:ILE:HG22	2.08	0.54
1:A:653:ALA:HB2	1:A:692:ILE:HG22	1.90	0.54
1:A:905:ARG:HD2	1:A:1049:LEU:O	2.08	0.54
1:A:122:ASN:O	1:A:124:THR:N	2.41	0.54
1:A:220:PHE:CD1	1:A:287:ASP:HA	2.43	0.54
1:A:906:PHE:CD2	1:A:916:LEU:HB2	2.43	0.54
1:A:1107:ARG:HA	1:A:1107:ARG:HE	1.73	0.54
1:C:666:ILE:HD12	1:C:670:ILE:HG22	1.89	0.54
1:B:37:TYR:HB3	1:B:223:LEU:HB2	1.90	0.54
1:B:379:CYS:HB2	1:B:384:PRO:HD3	1.89	0.54
1:C:809:PRO:HA	1:C:814:LYS:HE3	1.91	0.53
1:A:941:THR:HG21	1:A:944:ALA:HB2	1.89	0.53
1:B:65:PHE:HB3	1:B:265:TYR:CE2	2.43	0.53
1:B:122:ASN:HD21	2:R:1:NAG:H61	1.73	0.53
1:B:753:LEU:HD13	1:B:997:ILE:HD11	1.90	0.53
1:A:108:THR:HG23	1:A:114:THR:HG21	1.90	0.53
1:A:191:GLU:HB2	1:A:223:LEU:HD21	1.90	0.53

Continued on next page...

Continued from previous page...

Atom-1	Atom-2	Interatomic distance (Å)	Clash overlap (Å)
1:B:737:ASP:HA	1:B:764:LYS:HE3	1.89	0.53
1:C:353:TRP:CE2	1:C:423:TYR:HE2	2.26	0.53
1:C:586:ASP:C	1:C:587:ILE:HD13	2.28	0.53
1:C:906:PHE:CD2	1:C:916:LEU:HB2	2.44	0.53
1:A:130:VAL:CG1	1:A:168:PHE:HD1	2.21	0.53
1:A:141:LEU:HG	1:A:158:ARG:HG3	1.91	0.53
1:A:87:ASN:OD1	1:A:87:ASN:N	2.41	0.53
1:B:75:GLY:O	1:B:77:LYS:N	2.40	0.53
1:B:763:LEU:HD11	1:B:1008:VAL:HG21	1.91	0.53
1:C:369:TYR:HA	1:C:374:PHE:HE2	1.74	0.53
1:A:109:THR:O	1:A:111:ASP:N	2.42	0.53
1:A:138:ASP:N	1:A:139:PRO:HD3	2.24	0.53
1:A:317:ASN:ND2	1:B:737:ASP:OD2	2.41	0.53
1:B:139:PRO:HB3	1:B:244:LEU:HD12	1.90	0.53
1:B:398:ASP:HB2	1:B:512:VAL:HG12	1.90	0.53
1:B:560:LEU:H	1:B:563:GLN:HG3	1.73	0.53
1:C:168:PHE:CD1	1:C:231:ILE:HG22	2.43	0.53
1:C:36:VAL:HG21	1:C:220:PHE:HE1	1.74	0.53
1:C:282:ASN:HB3	1:B:558:LYS:HZ1	1.74	0.53
1:C:411:ALA:HB3	1:C:414:GLN:HG3	1.91	0.53
1:C:770:ILE:HD11	1:C:1012:LEU:HD22	1.91	0.53
1:A:176:LEU:HD23	1:A:176:LEU:H	1.74	0.53
1:A:206:LYS:HB3	1:A:223:LEU:HD23	1.91	0.53
1:A:192:PHE:HD1	1:A:194:PHE:HE2	1.55	0.52
1:B:729:VAL:HG22	1:B:1059:GLY:HA2	1.91	0.52
1:C:41:LYS:O	1:B:563:GLN:NE2	2.27	0.52
1:C:168:PHE:CE1	1:C:229:LEU:HD13	2.44	0.52
1:C:478:LYS:NZ	1:C:479:PRO:O	2.41	0.52
1:C:909:ILE:HG13	1:C:911:VAL:HG23	1.90	0.52
1:A:53:ASP:OD1	1:A:54:LEU:N	2.41	0.52
1:B:878:LEU:O	1:B:882:ILE:HG23	2.10	0.52
1:C:729:VAL:HG22	1:C:1059:GLY:HA2	1.92	0.52
1:A:385:THR:HG21	1:B:985:ASP:OD2	2.09	0.52
1:C:104:TRP:HD1	1:C:238:PHE:CE1	2.28	0.52
1:C:1097:SER:HB3	1:C:1102:TRP:CD2	2.45	0.52
2:S:1:NAG:O3	2:S:2:NAG:H83	2.10	0.52
1:A:379:CYS:HA	1:A:432:CYS:HB2	1.92	0.52
1:B:215:ASP:OD1	1:B:215:ASP:N	2.43	0.52
1:A:821:LEU:HD22	1:A:935:GLN:HG3	1.91	0.52
1:B:388:ASN:O	1:B:526:GLY:HA3	2.10	0.52
1:C:563:GLN:NE2	1:A:43:PHE:HA	2.24	0.52

Continued on next page...

Continued from previous page...

Atom-1	Atom-2	Interatomic distance (Å)	Clash overlap (Å)
1:B:456:PHE:CD2	1:B:491:PRO:HA	2.44	0.52
1:C:897:PRO:HA	1:B:707:TYR:HE2	1.74	0.52
1:A:290:ASP:OD1	1:A:291:CYS:N	2.42	0.52
1:B:519:HIS:CE1	1:B:567:ARG:HH21	2.28	0.52
1:B:620:VAL:CG1	1:B:621:PRO:HD3	2.41	0.51
1:B:630:THR:HB	1:B:631:PRO:HD3	1.91	0.51
1:B:712:ILE:O	1:B:1075:PHE:N	2.38	0.51
1:A:571:ASP:CB	1:B:967:SER:HB3	2.39	0.51
1:A:540:ASN:OD1	1:A:549:THR:OG1	2.23	0.51
1:C:729:VAL:HG11	1:C:781:VAL:HG11	1.93	0.51
1:A:396:TYR:CE2	1:B:230:PRO:HG2	2.46	0.51
1:A:718:PHE:CZ	1:A:923:ILE:HD11	2.45	0.51
1:B:299:THR:HA	1:B:302:THR:HG22	1.92	0.51
2:H:1:NAG:H4	2:H:2:NAG:C7	2.41	0.51
1:C:41:LYS:HZ3	1:B:560:LEU:HB2	1.74	0.51
1:A:452:LEU:HD12	1:A:492:LEU:HB3	1.93	0.51
1:B:455:LEU:HD11	1:B:493:GLN:HE21	1.75	0.51
1:B:808:ASP:OD2	1:B:810:SER:OG	2.28	0.51
1:C:171:VAL:O	1:C:172:SER:HB3	2.11	0.51
1:C:902:MET:HG3	1:C:916:LEU:CD1	2.40	0.51
1:B:911:VAL:O	1:B:912:THR:OG1	2.30	0.51
1:C:620:VAL:CG1	1:C:621:PRO:HD3	2.38	0.50
1:C:1144:GLU:N	1:C:1144:GLU:OE2	2.45	0.50
1:C:50:SER:HA	1:C:276:LEU:HA	1.94	0.50
1:C:106:PHE:HB2	1:C:117:LEU:HB2	1.92	0.50
1:A:412:PRO:HB3	1:A:426:PRO:O	2.12	0.50
1:B:351:TYR:CE1	1:B:452:LEU:HB2	2.46	0.50
1:C:135:PHE:HB3	1:C:160:TYR:HA	1.93	0.50
1:C:178:ASP:OD1	1:C:190:ARG:NH2	2.45	0.50
1:C:826:VAL:HG23	1:C:945:LEU:HD22	1.92	0.50
1:B:140:PHE:CE1	1:B:241:LEU:HB3	2.47	0.50
1:B:276:LEU:HD23	1:B:306:PHE:HE1	1.76	0.50
1:C:91:TYR:HD1	1:C:193:VAL:HG22	1.76	0.50
1:C:109:THR:O	1:C:111:ASP:N	2.43	0.50
1:A:106:PHE:HZ	1:A:194:PHE:HD1	1.58	0.50
1:A:271:GLN:HB2	1:A:273:ARG:HH22	1.76	0.50
1:C:41:LYS:HG2	1:B:562:PHE:CD2	2.46	0.50
1:C:969:LYS:O	1:C:972:ALA:N	2.44	0.50
1:A:302:THR:O	1:A:304:LYS:NZ	2.44	0.50
1:B:979:ASP:OD1	1:B:983:ARG:NH2	2.43	0.50
1:C:117:LEU:HD11	1:C:231:ILE:HD13	1.93	0.50

Continued on next page...

Continued from previous page...

Atom-1	Atom-2	Interatomic distance (Å)	Clash overlap (Å)
1:A:65:PHE:HB2	1:A:265:TYR:CE2	2.47	0.50
1:A:332:ILE:HB	1:A:362:VAL:HG23	1.94	0.50
1:A:369:TYR:HA	1:A:374:PHE:CE2	2.46	0.50
1:C:65:PHE:HB2	1:C:265:TYR:CE2	2.47	0.50
1:C:310:LYS:NZ	1:C:663:ASP:OD2	2.43	0.50
1:C:906:PHE:HE1	1:C:1049:LEU:HD11	1.77	0.50
1:A:220:PHE:HD2	1:A:221:SER:N	2.10	0.50
1:A:310:LYS:HG2	1:A:600:PRO:HA	1.94	0.50
1:B:128:ILE:HD12	1:B:229:LEU:HD21	1.93	0.50
1:B:357:ARG:HD3	1:B:358:ILE:N	2.27	0.50
1:C:905:ARG:HD2	1:C:1049:LEU:O	2.11	0.50
1:B:578:ASP:O	1:B:582:LEU:N	2.38	0.50
1:C:231:ILE:HG13	1:C:232:GLY:N	2.27	0.49
1:A:106:PHE:CE2	1:A:119:ILE:HD13	2.47	0.49
1:A:552:LEU:HD13	1:A:585:LEU:HD21	1.94	0.49
1:B:905:ARG:HD2	1:B:1049:LEU:O	2.12	0.49
1:C:34:ARG:HG3	1:C:35:GLY:H	1.76	0.49
1:A:159:VAL:HG21	1:A:241:LEU:HD11	1.94	0.49
1:C:190:ARG:HB3	1:C:192:PHE:CE2	2.47	0.49
1:A:585:LEU:HD12	1:A:586:ASP:N	2.27	0.49
1:B:180:GLU:HG3	1:B:182:LYS:H	1.77	0.49
1:B:672:ALA:HA	1:B:694:ALA:HA	1.94	0.49
1:C:66:HIS:CE1	1:C:250:THR:HA	2.46	0.49
1:A:93:ALA:HB1	1:A:189:LEU:HD11	1.94	0.49
1:A:911:VAL:O	1:A:912:THR:OG1	2.30	0.49
1:B:715:PRO:HG3	1:B:1069:PRO:HB3	1.93	0.49
1:A:595:VAL:HG11	1:A:633:TRP:HZ2	1.78	0.49
1:C:917:TYR:CE1	1:B:1079:PRO:HB3	2.47	0.49
1:B:142:ASP:OD2	1:B:155:SER:N	2.45	0.49
1:B:766:ALA:O	1:B:770:ILE:HG12	2.13	0.49
1:A:380:TYR:HB2	1:A:431:GLY:O	2.13	0.49
1:B:25:THR:O	1:B:66:HIS:N	2.43	0.49
1:C:140:PHE:CE1	1:C:156:GLU:HA	2.47	0.49
1:A:748:GLU:N	1:A:748:GLU:OE1	2.45	0.49
1:B:373:PRO:HD2	1:B:436:TRP:CD1	2.48	0.49
1:A:1097:SER:HB3	1:A:1102:TRP:CD2	2.47	0.48
1:B:633:TRP:C	1:B:635:VAL:H	2.16	0.48
1:C:190:ARG:HB3	1:C:192:PHE:CZ	2.48	0.48
1:B:107:GLY:H	1:B:235:ILE:HG23	1.78	0.48
1:C:105:ILE:HB	1:C:239:GLN:HB3	1.96	0.48
1:C:290:ASP:OD1	1:C:292:ALA:N	2.40	0.48

Continued on next page...

Continued from previous page...

Atom-1	Atom-2	Interatomic distance (Å)	Clash overlap (Å)
1:C:742:ILE:HD12	1:C:1000:ARG:HB3	1.94	0.48
1:A:802:PHE:HZ	1:A:898:PHE:CZ	2.30	0.48
1:A:966:LEU:HD23	1:A:1000:ARG:HD2	1.94	0.48
1:C:87:ASN:OD1	1:C:87:ASN:N	2.45	0.48
1:C:122:ASN:O	1:C:125:ASN:N	2.46	0.48
1:C:200:TYR:H	1:C:230:PRO:HA	1.78	0.48
1:B:365:TYR:CD2	1:B:387:LEU:HG	2.48	0.48
1:C:107:GLY:H	1:C:235:ILE:HG23	1.77	0.48
1:C:180:GLU:HG3	1:C:182:LYS:H	1.79	0.48
1:C:552:LEU:HB3	1:C:585:LEU:HD12	1.96	0.48
1:A:994:ASP:HA	1:A:997:ILE:HG22	1.95	0.48
1:A:1008:VAL:O	1:A:1012:LEU:HD22	2.14	0.48
1:A:183:GLN:HG3	1:A:185:ASN:H	1.78	0.48
1:A:571:ASP:CG	1:B:967:SER:HB3	2.34	0.48
1:A:887:THR:HG21	1:A:894:LEU:HB2	1.96	0.48
1:B:126:VAL:HG23	1:B:174:PRO:HA	1.96	0.48
1:B:183:GLN:HG3	1:B:185:ASN:H	1.78	0.48
1:B:750:SER:O	1:B:754:LEU:HG	2.13	0.48
1:B:1073:LYS:HB3	1:B:1073:LYS:HE2	1.68	0.48
1:B:1088:HIS:CD2	1:B:1122:VAL:HB	2.49	0.48
1:A:194:PHE:CE1	1:A:201:PHE:HZ	2.32	0.48
1:A:379:CYS:HA	1:A:432:CYS:CB	2.44	0.48
1:A:585:LEU:HD12	1:A:586:ASP:H	1.78	0.48
1:B:87:ASN:N	1:B:87:ASN:OD1	2.45	0.48
1:C:42:VAL:HB	1:B:567:ARG:HG2	1.95	0.48
1:C:353:TRP:CZ3	1:C:355:ARG:HB2	2.49	0.48
1:C:1012:LEU:HB3	1:B:1013:ILE:HD13	1.96	0.48
1:A:493:GLN:OE1	1:A:493:GLN:N	2.47	0.48
1:B:200:TYR:O	1:B:202:LYS:HD2	2.13	0.48
1:C:308:VAL:O	1:C:602:THR:N	2.44	0.48
1:C:869:MET:HB2	1:B:699:LEU:HD21	1.95	0.48
1:B:442:ASP:O	1:B:507:PRO:HG3	2.14	0.48
1:C:318:PHE:HZ	1:C:615:VAL:HG11	1.79	0.47
1:C:569:ILE:O	1:C:569:ILE:HG23	2.14	0.47
1:C:1079:PRO:HB3	1:A:917:TYR:CZ	2.49	0.47
1:A:418:ILE:HG12	1:A:422:ASN:ND2	2.28	0.47
1:B:878:LEU:HD21	1:B:1054:GLN:HE22	1.78	0.47
1:C:373:PRO:HD2	1:C:436:TRP:CD1	2.48	0.47
1:C:528:LYS:C	1:C:530:SER:H	2.15	0.47
1:A:284:THR:OG1	1:A:285:ILE:N	2.48	0.47
1:A:319:ARG:HG3	1:A:630:THR:HG21	1.96	0.47

Continued on next page...

Continued from previous page...

Atom-1	Atom-2	Interatomic distance (Å)	Clash overlap (Å)
1:B:404:GLY:HA2	1:B:508:TYR:CD2	2.48	0.47
1:C:138:ASP:HA	1:C:159:VAL:HG23	1.95	0.47
1:C:369:TYR:HA	1:C:374:PHE:CE2	2.49	0.47
1:A:835:LYS:O	1:A:836:GLN:C	2.52	0.47
1:B:555:SER:OG	1:B:557:LYS:HG2	2.14	0.47
1:A:278:LYS:HB3	1:A:287:ASP:O	2.14	0.47
1:A:547:THR:HG23	1:B:978:ASN:HB3	1.96	0.47
1:A:1086:LYS:HB2	1:A:1086:LYS:HE3	1.65	0.47
1:C:282:ASN:HB3	1:B:558:LYS:NZ	2.29	0.47
1:C:1053:PRO:O	1:C:1054:GLN:NE2	2.30	0.47
1:B:109:THR:O	1:B:111:ASP:N	2.44	0.47
1:B:409:GLN:NE2	1:B:416:GLY:HA3	2.26	0.47
1:C:877:LEU:HD11	1:C:1053:PRO:CG	2.44	0.47
1:A:373:PRO:HD2	1:A:436:TRP:CD1	2.49	0.47
1:A:788:ILE:HG23	1:A:876:ALA:HB2	1.96	0.47
1:A:967:SER:O	1:A:967:SER:OG	2.31	0.47
1:B:34:ARG:HH22	1:B:217:PRO:HD2	1.79	0.47
1:B:103:GLY:HA3	1:B:120:VAL:HA	1.95	0.47
1:B:118:LEU:HB2	1:B:133:PHE:CE2	2.50	0.47
1:B:454:ARG:NH2	1:B:467:ASP:O	2.47	0.47
1:C:970:PHE:N	1:A:755:GLN:OE1	2.48	0.47
1:A:106:PHE:HD1	1:A:235:ILE:HG21	1.79	0.47
1:A:131:CYS:SG	1:A:166:CYS:N	2.87	0.47
1:A:382:VAL:HA	1:B:983:ARG:HG2	1.96	0.47
1:A:462:LYS:HE3	1:A:465:GLU:OE1	2.14	0.47
1:B:560:LEU:HB3	1:B:561:PRO:HD2	1.97	0.47
1:B:598:ILE:HG23	1:B:664:ILE:HG21	1.97	0.47
1:B:624:ILE:HG22	1:B:629:LEU:HD22	1.96	0.47
1:B:1083:HIS:CG	1:B:1137:VAL:HG22	2.50	0.47
1:C:855:PHE:HD1	1:B:592:PHE:HE1	1.61	0.47
1:B:327:VAL:HA	1:B:542:ASN:OD1	2.13	0.47
1:A:1008:VAL:HA	1:A:1011:GLN:HB2	1.97	0.47
1:B:26:GLN:HG2	1:B:64:TRP:O	2.15	0.47
1:B:402:ILE:HD11	1:B:418:ILE:HG13	1.97	0.47
1:B:797:PHE:HB2	1:B:800:PHE:HB2	1.97	0.47
1:C:159:VAL:HG13	1:C:160:TYR:HD1	1.80	0.47
1:B:65:PHE:HB3	1:B:265:TYR:CD2	2.50	0.47
1:B:422:ASN:ND2	1:B:453:TYR:HB2	2.31	0.47
1:C:712:ILE:O	1:C:1075:PHE:N	2.41	0.46
1:C:743:CYS:HB3	1:C:749:CYS:HB3	1.78	0.46
1:A:287:ASP:OD1	1:A:288:ALA:N	2.48	0.46

Continued on next page...

Continued from previous page...

Atom-1	Atom-2	Interatomic distance (Å)	Clash overlap (Å)
1:A:706:ALA:C	1:B:895:GLN:HG3	2.35	0.46
1:C:911:VAL:O	1:C:912:THR:OG1	2.31	0.46
1:A:666:ILE:HB	1:A:670:ILE:O	2.15	0.46
1:B:39:PRO:HG3	1:B:51:THR:HG21	1.97	0.46
1:B:351:TYR:CD1	1:B:452:LEU:HB2	2.50	0.46
1:B:941:THR:HG21	1:B:944:ALA:HB2	1.97	0.46
1:C:138:ASP:O	1:C:139:PRO:C	2.54	0.46
1:C:310:LYS:HG2	1:C:600:PRO:HA	1.96	0.46
1:C:750:SER:O	1:C:754:LEU:HD23	2.15	0.46
1:C:1129:VAL:HG23	1:A:917:TYR:HB3	1.96	0.46
1:A:901:GLN:HE22	1:A:905:ARG:HH21	1.64	0.46
1:B:379:CYS:HA	1:B:432:CYS:CB	2.45	0.46
1:C:971:GLY:O	1:C:995:ARG:NH1	2.47	0.46
1:A:65:PHE:HB2	1:A:265:TYR:CD2	2.51	0.46
1:A:66:HIS:ND1	1:A:263:ALA:O	2.48	0.46
1:C:175:PHE:CD2	1:C:203:ILE:HG21	2.50	0.46
1:C:319:ARG:O	1:C:321:GLN:NE2	2.47	0.46
3:C:1306:NAG:H5	1:A:796:TYR:CD2	2.51	0.46
1:A:897:PRO:HG2	1:A:900:MET:CG	2.46	0.46
1:A:404:GLY:HA2	1:A:508:TYR:CD2	2.51	0.46
1:B:410:ILE:HD11	1:B:510:VAL:HG11	1.97	0.46
1:B:555:SER:HB2	1:B:586:ASP:HB2	1.97	0.46
1:B:789:TYR:H	1:B:876:ALA:HB1	1.80	0.46
1:B:1029:MET:O	1:B:1033:VAL:HB	2.16	0.46
1:B:564:GLN:HG3	1:B:565:PHE:CE2	2.51	0.46
1:B:900:MET:HA	1:B:917:TYR:OH	2.15	0.46
3:C:1307:NAG:H82	1:A:834:ILE:HG22	1.97	0.46
1:A:324:GLU:O	1:A:539:VAL:HG13	2.16	0.46
1:A:424:LYS:HZ3	1:A:461:LEU:HD23	1.81	0.46
1:A:425:LEU:HD22	1:A:429:PHE:CG	2.51	0.46
1:A:718:PHE:HZ	1:A:923:ILE:HD11	1.81	0.46
1:A:763:LEU:HD11	1:A:1008:VAL:HG21	1.98	0.46
1:B:48:LEU:HD12	1:B:276:LEU:HD21	1.97	0.46
1:B:278:LYS:HB3	1:B:287:ASP:O	2.16	0.46
1:B:867:ASP:OD1	1:B:867:ASP:N	2.48	0.46
1:B:877:LEU:HD13	1:B:1033:VAL:HG11	1.98	0.46
1:C:43:PHE:HE2	1:B:557:LYS:HD2	1.80	0.46
1:A:56:LEU:HD11	1:A:91:TYR:CG	2.51	0.46
1:A:126:VAL:HG21	1:A:175:PHE:CZ	2.51	0.46
1:B:90:VAL:HG13	1:B:267:VAL:HG23	1.98	0.46
1:C:37:TYR:OH	1:C:54:LEU:O	2.25	0.46

Continued on next page...

Continued from previous page...

Atom-1	Atom-2	Interatomic distance (Å)	Clash overlap (Å)
1:C:102:ARG:CZ	1:C:243:ALA:HA	2.46	0.46
1:C:831:ALA:HB3	1:B:646:ARG:HH22	1.80	0.46
1:C:890:ALA:HA	1:B:1046:GLY:HA2	1.97	0.46
1:A:215:ASP:OD1	1:A:215:ASP:N	2.40	0.46
1:A:909:ILE:HG13	1:A:911:VAL:HG23	1.97	0.46
1:B:176:LEU:H	1:B:176:LEU:HD23	1.81	0.46
1:B:666:ILE:HD12	1:B:670:ILE:HG22	1.97	0.46
2:X:1:NAG:H4	2:X:2:NAG:C7	2.46	0.46
1:C:434:ILE:HB	1:C:511:VAL:HG13	1.98	0.45
1:B:310:LYS:HG2	1:B:600:PRO:HA	1.98	0.45
1:B:767:LEU:HD21	1:B:1008:VAL:HG22	1.97	0.45
1:B:770:ILE:HD11	1:B:1012:LEU:HD22	1.97	0.45
1:C:86:PHE:HD1	1:C:90:VAL:HG13	1.81	0.45
1:C:611:LEU:HD22	1:C:666:ILE:HG23	1.98	0.45
1:A:202:LYS:C	1:A:203:ILE:HD13	2.37	0.45
1:A:456:PHE:HE2	1:A:489:TYR:HB2	1.80	0.45
1:A:970:PHE:N	1:B:755:GLN:OE1	2.49	0.45
1:B:66:HIS:CE1	1:B:251:PRO:HD2	2.51	0.45
1:B:351:TYR:HB3	1:B:453:TYR:HA	1.99	0.45
1:B:451:TYR:O	1:B:495:TYR:HB3	2.16	0.45
1:B:886:TRP:HZ3	1:B:905:ARG:HD3	1.81	0.45
1:C:365:TYR:HD2	1:C:387:LEU:HG	1.82	0.45
1:C:409:GLN:NE2	1:C:416:GLY:HA3	2.31	0.45
1:C:1119:ASN:OD1	1:C:1119:ASN:N	2.44	0.45
1:A:271:GLN:HB2	1:A:273:ARG:NH2	2.31	0.45
1:C:379:CYS:HA	1:C:432:CYS:CB	2.47	0.45
1:C:726:ILE:HD12	1:C:1061:VAL:HG22	1.98	0.45
1:A:46:SER:HA	1:A:278:LYS:NZ	2.31	0.45
1:A:220:PHE:HE1	1:A:288:ALA:N	2.15	0.45
1:A:327:VAL:H	1:A:531:THR:HG22	1.81	0.45
1:B:559:PHE:HB3	1:B:563:GLN:HB2	1.97	0.45
1:C:983:ARG:HD3	1:B:382:VAL:HG22	1.98	0.45
1:A:57:PRO:HG3	1:A:273:ARG:CZ	2.46	0.45
1:A:662:CYS:HB2	1:A:671:CYS:HB2	1.32	0.45
1:B:393:THR:HB	1:B:516:GLU:HG3	1.99	0.45
1:C:659:SER:HB3	1:C:698:SER:HB3	1.99	0.45
1:A:455:LEU:HB2	1:A:493:GLN:HE22	1.81	0.45
1:C:37:TYR:OH	1:C:53:ASP:OD2	2.35	0.45
1:A:111:ASP:HB3	1:A:113:LYS:HG2	1.99	0.45
1:A:124:THR:HA	1:A:174:PRO:HG3	1.99	0.45
1:A:987:PRO:HG3	1:B:412:PRO:O	2.17	0.45

Continued on next page...

Continued from previous page...

Atom-1	Atom-2	Interatomic distance (Å)	Clash overlap (Å)
1:B:253:ASP:OD1	1:B:253:ASP:N	2.50	0.45
1:C:193:VAL:HB	1:C:204:TYR:HD2	1.81	0.45
1:C:1083:HIS:CG	1:C:1137:VAL:HG22	2.52	0.45
1:A:292:ALA:HB1	1:A:632:THR:OG1	2.17	0.45
1:A:295:PRO:HG3	1:A:633:TRP:CE3	2.52	0.45
1:A:454:ARG:NH2	1:A:467:ASP:O	2.50	0.45
1:B:811:LYS:HD3	1:B:820:ASP:OD2	2.16	0.45
1:C:43:PHE:H	1:B:566:GLY:HA2	1.82	0.45
1:C:917:TYR:HB3	1:B:1129:VAL:HG23	1.98	0.45
1:A:38:TYR:CE1	1:A:285:ILE:HG13	2.51	0.45
1:A:409:GLN:NE2	1:A:416:GLY:HA3	2.31	0.45
1:A:712:ILE:O	1:A:1075:PHE:N	2.42	0.45
1:A:1028:LYS:HG3	1:A:1032:CYS:SG	2.57	0.45
1:B:598:ILE:HG21	1:B:672:ALA:HB3	1.99	0.45
1:C:103:GLY:HA3	1:C:120:VAL:HA	1.99	0.45
1:C:643:PHE:HE1	1:C:670:ILE:HG21	1.82	0.45
1:C:699:LEU:HD21	1:A:869:MET:HB2	1.99	0.45
1:A:29:THR:HG22	1:A:62:VAL:HB	1.99	0.45
1:A:877:LEU:HD11	1:A:1053:PRO:CG	2.47	0.45
1:B:666:ILE:HB	1:B:670:ILE:O	2.17	0.45
1:B:742:ILE:HD12	1:B:1000:ARG:HB3	1.98	0.45
1:C:600:PRO:HG3	1:C:674:TYR:CD2	2.52	0.44
1:C:741:TYR:CE1	1:C:966:LEU:HD21	2.51	0.44
1:A:129:LYS:HG2	1:A:169:GLU:HG2	1.99	0.44
1:A:253:ASP:N	1:A:253:ASP:OD1	2.50	0.44
1:A:569:ILE:HD11	1:B:964:LYS:HD3	1.98	0.44
1:A:789:TYR:H	1:A:876:ALA:HB1	1.82	0.44
1:A:878:LEU:O	1:A:882:ILE:HG23	2.17	0.44
1:A:986:PRO:HA	1:A:989:ALA:HB3	1.98	0.44
1:B:410:ILE:CD1	1:B:510:VAL:HG11	2.48	0.44
1:C:913:GLN:HB3	1:C:917:TYR:CE2	2.52	0.44
1:A:901:GLN:NE2	1:A:905:ARG:HH21	2.16	0.44
1:C:104:TRP:CD1	1:C:194:PHE:HE2	2.35	0.44
1:C:330:PRO:O	1:C:332:ILE:N	2.51	0.44
1:C:452:LEU:HD12	1:C:492:LEU:HB3	2.00	0.44
1:C:948:LEU:HD22	1:C:1059:GLY:HA3	1.99	0.44
1:A:299:THR:HA	1:A:302:THR:HG22	1.99	0.44
1:A:878:LEU:HA	1:A:881:THR:HG22	1.98	0.44
1:B:168:PHE:CE1	1:B:229:LEU:HD13	2.52	0.44
1:B:708:SER:HB3	1:B:711:SER:CB	2.40	0.44
1:B:988:GLU:O	1:B:991:VAL:HG12	2.18	0.44

Continued on next page...

Continued from previous page...

Atom-1	Atom-2	Interatomic distance (Å)	Clash overlap (Å)
1:A:200:TYR:HA	1:A:229:LEU:H	1.83	0.44
1:A:581:THR:HB	1:A:583:GLU:HG2	1.99	0.44
1:A:900:MET:HA	1:A:917:TYR:OH	2.17	0.44
1:B:733:LYS:HE2	1:B:771:ALA:HB1	2.00	0.44
1:A:328:ARG:NH2	1:A:578:ASP:OD2	2.50	0.44
1:A:813:SER:OG	1:A:815:ARG:NH1	2.51	0.44
1:A:906:PHE:HE1	1:A:1049:LEU:HD11	1.82	0.44
1:A:961:THR:O	1:A:965:GLN:HG2	2.18	0.44
1:B:93:ALA:HB1	1:B:189:LEU:HD11	1.98	0.44
1:B:877:LEU:HD11	1:B:1053:PRO:CG	2.48	0.44
1:C:37:TYR:HB3	1:C:223:LEU:HB2	1.99	0.44
1:C:41:LYS:HA	1:C:41:LYS:HD3	1.67	0.44
1:C:339:HIS:CD2	1:C:343:ASN:HB3	2.52	0.44
1:C:600:PRO:HD3	1:C:692:ILE:HD11	2.00	0.44
1:A:86:PHE:CE1	1:A:106:PHE:HE1	2.34	0.44
1:A:206:LYS:NZ	1:A:222:ALA:H	2.15	0.44
1:A:555:SER:HB2	1:A:586:ASP:N	2.33	0.44
1:A:763:LEU:HD12	1:A:763:LEU:HA	1.79	0.44
1:A:181:GLY:HA3	1:A:186:PHE:HD1	1.82	0.44
1:A:752:LEU:O	1:A:755:GLN:HG3	2.18	0.44
1:B:168:PHE:CE1	1:B:170:TYR:HB2	2.53	0.44
1:B:729:VAL:HG11	1:B:781:VAL:HG11	1.99	0.44
1:C:65:PHE:O	1:C:263:ALA:HB1	2.18	0.44
1:C:112:SER:HA	1:C:132:GLU:HB3	2.00	0.44
1:C:214:ARG:NE	1:C:214:ARG:HA	2.32	0.44
1:C:215:ASP:OD1	1:C:215:ASP:N	2.44	0.44
1:A:37:TYR:OH	1:A:53:ASP:OD1	2.35	0.44
1:A:969:LYS:NZ	1:B:755:GLN:HG2	2.32	0.44
1:A:1083:HIS:CG	1:A:1137:VAL:HG22	2.53	0.44
1:B:65:PHE:O	1:B:263:ALA:HB1	2.18	0.44
1:C:941:THR:HG21	1:C:944:ALA:HB2	1.99	0.44
1:C:945:LEU:HD12	1:C:945:LEU:H	1.82	0.44
1:A:39:PRO:HG3	1:A:51:THR:HG21	2.00	0.44
1:A:1003:SER:O	1:A:1006:THR:HG22	2.18	0.44
1:A:1013:ILE:HD11	1:B:1013:ILE:HG13	1.99	0.44
1:B:86:PHE:HB2	1:B:238:PHE:HB2	2.00	0.44
1:B:206:LYS:HE2	1:B:206:LYS:HB2	1.70	0.44
1:B:326:ILE:HG21	1:B:534:VAL:HG22	2.00	0.44
1:C:353:TRP:HZ3	1:C:355:ARG:HD2	1.83	0.43
1:C:529:LYS:HA	1:C:529:LYS:HD3	1.74	0.43
1:C:535:LYS:HE2	1:C:585:LEU:HD11	2.00	0.43

Continued on next page...

Continued from previous page...

Atom-1	Atom-2	Interatomic distance (Å)	Clash overlap (Å)
1:C:1031:GLU:OE2	1:B:1039:ARG:NE	2.38	0.43
1:C:54:LEU:HB2	1:C:195:LYS:HD3	2.00	0.43
1:C:543:PHE:CD2	1:C:576:VAL:HG21	2.53	0.43
1:C:968:SER:HB2	1:C:970:PHE:CE2	2.53	0.43
1:B:1029:MET:SD	1:B:1053:PRO:HG3	2.58	0.43
1:C:69:HIS:CD2	1:C:244:LEU:HB3	2.53	0.43
1:C:558:LYS:HA	1:C:558:LYS:HD3	1.70	0.43
1:A:1028:LYS:HE3	1:A:1028:LYS:HB2	1.80	0.43
1:A:1102:TRP:CE2	1:A:1133:VAL:HG21	2.53	0.43
1:B:77:LYS:HD2	1:B:77:LYS:HA	1.76	0.43
1:B:714:ILE:HG22	1:B:1110:TYR:HB2	2.00	0.43
1:B:818:ILE:O	1:B:822:LEU:HD12	2.17	0.43
1:C:290:ASP:O	1:C:297:SER:HB3	2.18	0.43
1:A:393:THR:OG1	1:A:520:ALA:HB3	2.19	0.43
1:A:498:ARG:HG3	1:A:501:TYR:CE2	2.54	0.43
1:A:748:GLU:OE2	1:A:981:LEU:HD11	2.18	0.43
1:C:122:ASN:N	1:C:122:ASN:OD1	2.51	0.43
1:C:330:PRO:HD3	1:C:544:ASN:OD1	2.18	0.43
1:C:766:ALA:O	1:C:770:ILE:HG12	2.18	0.43
1:C:996:LEU:HD12	1:C:996:LEU:HA	1.81	0.43
1:A:103:GLY:HA3	1:A:120:VAL:HA	2.01	0.43
1:A:342:PHE:CE1	1:A:368:LEU:HD12	2.54	0.43
1:A:620:VAL:HG13	1:A:621:PRO:HD3	1.99	0.43
1:B:41:LYS:HD2	1:B:41:LYS:N	2.34	0.43
1:B:138:ASP:N	1:B:139:PRO:HD2	2.33	0.43
1:B:557:LYS:HB2	1:B:584:ILE:HG12	2.01	0.43
1:C:26:GLN:HG2	1:C:64:TRP:O	2.19	0.43
1:C:88:ASP:N	1:C:88:ASP:OD1	2.50	0.43
1:C:201:PHE:O	1:C:228:ASP:HA	2.19	0.43
1:C:666:ILE:HG13	1:C:671:CYS:HA	2.00	0.43
1:C:858:LEU:HD21	1:C:962:LEU:HD23	2.00	0.43
1:A:114:THR:HG22	1:A:115:GLN:N	2.33	0.43
1:A:436:TRP:HZ3	1:A:511:VAL:HG12	1.82	0.43
1:A:617:CYS:HA	1:A:621:PRO:CD	2.48	0.43
1:A:1077:THR:OG1	1:B:900:MET:HE1	2.18	0.43
1:C:722:VAL:HA	1:C:1064:HIS:O	2.18	0.43
1:C:853:GLN:HE21	1:B:570:ALA:HB2	1.83	0.43
1:A:200:TYR:CD1	1:A:228:ASP:HB3	2.53	0.43
1:B:157:LEU:HD12	1:B:157:LEU:HA	1.91	0.43
1:B:555:SER:HB3	1:B:584:ILE:HG13	2.00	0.43
1:C:334:ASN:ND2	1:C:360:ASN:O	2.52	0.43

Continued on next page...

Continued from previous page...

Atom-1	Atom-2	Interatomic distance (Å)	Clash overlap (Å)
1:C:633:TRP:O	1:C:635:VAL:N	2.51	0.43
1:C:1086:LYS:HB2	1:C:1086:LYS:HE3	1.70	0.43
1:A:84:LEU:O	1:A:238:PHE:N	2.41	0.43
1:B:171:VAL:HG22	1:B:172:SER:N	2.34	0.43
1:B:199:GLY:HA3	1:B:230:PRO:HA	2.00	0.43
1:B:274:THR:HB	1:B:291:CYS:HB2	2.01	0.43
1:B:743:CYS:HB3	1:B:749:CYS:HB3	1.81	0.43
1:C:206:LYS:HD2	1:C:206:LYS:HA	1.93	0.43
1:C:725:GLU:OE1	1:C:1028:LYS:HD3	2.18	0.43
1:C:962:LEU:HD13	1:C:1007:TYR:HB2	2.00	0.43
1:A:672:ALA:HA	1:A:694:ALA:HA	2.01	0.43
1:A:962:LEU:HD13	1:A:1007:TYR:HB2	1.99	0.43
1:B:129:LYS:HE2	1:B:133:PHE:HZ	1.83	0.43
1:B:191:GLU:HB2	1:B:223:LEU:HD21	2.00	0.43
1:B:631:PRO:HB3	1:B:633:TRP:CE2	2.54	0.43
1:C:102:ARG:O	1:C:121:ASN:ND2	2.52	0.43
1:C:115:GLN:HA	1:C:132:GLU:HA	2.00	0.43
1:C:230:PRO:HD2	1:B:357:ARG:NH2	2.29	0.43
1:C:670:ILE:HD13	1:C:696:THR:HA	2.00	0.43
1:C:776:LYS:HB3	1:C:776:LYS:HE2	1.90	0.43
1:C:802:PHE:HZ	1:C:898:PHE:CZ	2.37	0.43
1:A:763:LEU:HD11	1:A:1008:VAL:HG11	2.00	0.43
1:B:191:GLU:O	1:B:205:SER:HA	2.19	0.43
1:B:447:GLY:HA2	1:B:498:ARG:NH1	2.34	0.43
1:C:195:LYS:HB2	1:C:202:LYS:HD3	2.01	0.42
1:C:200:TYR:O	1:C:202:LYS:HD2	2.19	0.42
1:C:633:TRP:CZ3	1:C:636:TYR:HB2	2.54	0.42
1:C:713:ALA:HB2	1:A:895:GLN:HG2	2.01	0.42
1:C:826:VAL:HB	1:C:1057:PRO:HG2	2.00	0.42
1:C:891:GLY:HA3	1:B:1069:PRO:HD2	2.00	0.42
1:C:122:ASN:O	1:C:124:THR:N	2.52	0.42
1:C:969:LYS:N	1:C:969:LYS:HD3	2.34	0.42
1:A:388:ASN:O	1:A:526:GLY:HA3	2.18	0.42
1:B:906:PHE:CD2	1:B:916:LEU:HB2	2.54	0.42
1:B:1086:LYS:HB2	1:B:1086:LYS:HE3	1.67	0.42
1:A:92:PHE:HB3	1:A:192:PHE:HB2	2.01	0.42
1:A:108:THR:CG2	1:A:114:THR:HG21	2.49	0.42
1:A:308:VAL:O	1:A:602:THR:N	2.45	0.42
1:A:420:ASP:HA	1:A:424:LYS:CE	2.45	0.42
1:A:610:VAL:N	1:A:651:ILE:O	2.52	0.42
1:A:643:PHE:CD1	1:A:655:TYR:HB2	2.55	0.42

Continued on next page...

Continued from previous page...

Atom-1	Atom-2	Interatomic distance (Å)	Clash overlap (Å)
1:A:1091:ARG:HG3	1:A:1092:GLU:N	2.35	0.42
1:C:124:THR:HA	1:C:174:PRO:HG3	2.00	0.42
1:C:126:VAL:HG13	1:C:174:PRO:HA	2.01	0.42
1:C:189:LEU:HB2	1:C:211:ASN:OD1	2.19	0.42
1:C:715:PRO:HA	1:C:1072:GLU:HA	2.02	0.42
1:C:816:SER:HB2	1:C:819:GLU:HG3	2.02	0.42
1:A:26:GLN:HG2	1:A:64:TRP:O	2.20	0.42
1:A:503:VAL:O	1:B:373:PRO:HB3	2.19	0.42
1:C:1034:LEU:O	1:B:1040:VAL:HG11	2.20	0.42
1:A:180:GLU:HG3	1:A:182:LYS:H	1.85	0.42
1:A:233:ILE:HG23	1:A:235:ILE:HG13	2.02	0.42
1:A:329:PHE:CD2	1:A:525:CYS:HB3	2.54	0.42
1:A:559:PHE:HB3	1:A:563:GLN:HB2	2.02	0.42
1:A:722:VAL:HG12	1:A:1065:VAL:HG22	2.01	0.42
1:A:724:THR:HG23	1:A:934:ILE:HD11	2.01	0.42
1:B:303:LEU:HD12	1:B:305:SER:HB3	2.01	0.42
1:B:566:GLY:N	1:B:575:ALA:O	2.43	0.42
1:C:586:ASP:O	1:C:587:ILE:HD13	2.19	0.42
1:A:206:LYS:HZ2	1:A:222:ALA:N	2.17	0.42
1:A:276:LEU:HD13	1:A:301:CYS:HA	2.01	0.42
1:A:702:GLU:CD	1:B:790:LYS:HZ2	2.22	0.42
1:A:709:ASN:OD1	1:A:709:ASN:N	2.50	0.42
1:A:715:PRO:HD3	1:B:894:LEU:CD1	2.49	0.42
1:A:743:CYS:HB3	1:A:749:CYS:HB3	1.76	0.42
1:A:1114:ILE:HD12	1:A:1114:ILE:HA	1.82	0.42
1:C:587:ILE:HD13	1:C:587:ILE:N	2.35	0.42
1:C:763:LEU:CD1	1:C:1008:VAL:HG11	2.41	0.42
1:C:979:ASP:OD2	1:C:983:ARG:NH2	2.53	0.42
1:A:128:ILE:O	1:A:169:GLU:HA	2.20	0.42
1:B:233:ILE:HG23	1:B:235:ILE:HG13	2.02	0.42
1:B:819:GLU:HG2	1:B:1054:GLN:HB3	2.01	0.42
1:C:436:TRP:HZ3	1:C:511:VAL:HG12	1.84	0.42
1:C:869:MET:HA	1:C:872:GLN:HB2	2.02	0.42
1:A:431:GLY:HA2	1:A:515:PHE:CD2	2.55	0.42
1:A:714:ILE:HG22	1:A:1110:TYR:HB2	2.02	0.42
1:B:902:MET:HG3	1:B:916:LEU:HD11	2.01	0.42
1:C:25:THR:N	1:C:66:HIS:HB3	2.34	0.42
1:C:335:LEU:H	1:C:335:LEU:HD23	1.84	0.42
1:C:600:PRO:HG3	1:C:674:TYR:HD2	1.85	0.42
1:C:835:LYS:NZ	1:C:851:CYS:HB2	2.34	0.42
1:C:912:THR:OG1	1:C:914:ASN:OD1	2.24	0.42

Continued on next page...

Continued from previous page...

Atom-1	Atom-2	Interatomic distance (Å)	Clash overlap (Å)
1:A:40:ASP:CG	1:A:42:VAL:HG12	2.40	0.42
1:A:106:PHE:HZ	1:A:194:PHE:CD1	2.36	0.42
1:A:455:LEU:HB2	1:A:493:GLN:NE2	2.35	0.42
1:B:954:HIS:HB3	1:B:1014:ARG:CZ	2.50	0.42
1:B:996:LEU:HG	1:B:1000:ARG:HH21	1.83	0.42
2:Q:1:NAG:H4	2:Q:2:NAG:C7	2.50	0.42
1:C:138:ASP:N	1:C:139:PRO:CD	2.82	0.42
1:C:807:PRO:HG2	1:C:875:SER:HB2	2.02	0.42
1:C:41:LYS:CD	1:B:563:GLN:HG2	2.50	0.41
1:A:57:PRO:HG3	1:A:273:ARG:NH1	2.34	0.41
1:A:121:ASN:ND2	1:A:176:LEU:HD21	2.35	0.41
1:A:277:LEU:HD22	1:A:285:ILE:HD13	2.01	0.41
1:A:742:ILE:HG22	1:A:743:CYS:SG	2.60	0.41
1:A:1073:LYS:HE2	1:A:1073:LYS:HB3	1.75	0.41
1:A:1092:GLU:HA	1:A:1092:GLU:OE1	2.20	0.41
1:B:339:HIS:CD2	1:B:343:ASN:HB3	2.55	0.41
1:B:948:LEU:HD22	1:B:1059:GLY:HA3	2.02	0.41
1:B:102:ARG:HG2	1:B:121:ASN:O	2.19	0.41
1:B:722:VAL:HA	1:B:1064:HIS:O	2.20	0.41
1:B:965:GLN:HG3	1:B:1003:SER:OG	2.20	0.41
1:A:586:ASP:OD1	1:A:587:ILE:N	2.52	0.41
1:A:733:LYS:HE2	1:A:771:ALA:HB1	2.01	0.41
1:B:595:VAL:HG11	1:B:633:TRP:HZ2	1.85	0.41
1:B:1002:GLN:OE1	1:B:1002:GLN:HA	2.21	0.41
1:C:717:ASN:O	1:C:1070:ALA:HB3	2.20	0.41
1:A:77:LYS:HA	1:A:77:LYS:HD2	1.72	0.41
1:A:600:PRO:HD3	1:A:692:ILE:HD11	2.02	0.41
1:C:529:LYS:O	1:C:530:SER:HB2	2.21	0.41
1:C:555:SER:HB3	1:C:584:ILE:HG13	2.01	0.41
1:C:715:PRO:HD3	1:A:894:LEU:CD2	2.51	0.41
1:C:765:ARG:O	1:C:768:THR:HG22	2.20	0.41
1:C:965:GLN:HG3	1:C:1003:SER:OG	2.21	0.41
1:A:802:PHE:CD1	1:A:805:ILE:HD11	2.56	0.41
1:B:309:GLU:HA	1:B:601:GLY:HA2	2.01	0.41
1:B:410:ILE:HD11	1:B:433:VAL:HG11	2.03	0.41
1:B:417:ASN:O	1:B:421:TYR:HB2	2.20	0.41
1:B:763:LEU:HD21	1:B:1004:LEU:HG	2.03	0.41
1:A:617:CYS:HA	1:A:621:PRO:HD2	2.02	0.41
1:B:518:LEU:HD23	1:B:518:LEU:HA	1.89	0.41
1:B:576:VAL:O	1:B:584:ILE:HD12	2.21	0.41
1:B:807:PRO:HG2	1:B:875:SER:HB2	2.03	0.41

Continued on next page...

Continued from previous page...

Atom-1	Atom-2	Interatomic distance (Å)	Clash overlap (Å)
1:C:124:THR:C	1:C:174:PRO:HD3	2.40	0.41
1:C:236:THR:O	1:C:236:THR:OG1	2.35	0.41
1:C:617:CYS:HA	1:C:621:PRO:CG	2.47	0.41
1:A:193:VAL:HG23	1:A:223:LEU:HD13	2.01	0.41
1:A:462:LYS:HB2	1:A:465:GLU:OE1	2.20	0.41
1:A:952:VAL:HG22	1:A:1058:HIS:HD2	1.85	0.41
1:C:1095:PHE:CD1	1:C:1104:VAL:HG22	2.56	0.41
1:A:1072:GLU:OE1	1:A:1072:GLU:N	2.54	0.41
1:C:273:ARG:NH1	1:C:290:ASP:OD2	2.53	0.41
1:C:439:ASN:O	1:C:443:SER:HB3	2.20	0.41
1:C:537:LYS:HB3	1:C:537:LYS:HE3	1.80	0.41
1:C:563:GLN:HB3	1:A:43:PHE:HB2	2.03	0.41
1:C:763:LEU:HD12	1:C:763:LEU:O	2.21	0.41
1:A:43:PHE:CE1	1:A:283:GLY:HA3	2.56	0.41
1:A:157:LEU:HG	1:A:158:ARG:H	1.85	0.41
1:A:404:GLY:HA2	1:A:508:TYR:HD2	1.86	0.41
1:A:578:ASP:O	1:A:582:LEU:N	2.53	0.41
1:B:65:PHE:C	1:B:263:ALA:HB1	2.41	0.41
1:B:65:PHE:CE2	1:B:82:PRO:HD2	2.56	0.41
1:B:171:VAL:HG22	1:B:172:SER:H	1.84	0.41
1:B:289:VAL:HG22	1:B:290:ASP:O	2.21	0.41
1:B:617:CYS:HA	1:B:621:PRO:CG	2.48	0.41
1:B:717:ASN:O	1:B:1070:ALA:HB3	2.20	0.41
1:B:1097:SER:HB3	1:B:1102:TRP:CD2	2.56	0.41
1:C:736:VAL:HG22	1:C:858:LEU:HD23	2.03	0.41
1:A:86:PHE:O	1:A:86:PHE:CG	2.74	0.41
1:A:129:LYS:HE2	1:A:133:PHE:CZ	2.48	0.41
1:A:475:ALA:HB3	1:A:487:ASN:O	2.21	0.41
1:B:66:HIS:CG	1:B:263:ALA:HA	2.56	0.41
1:B:380:TYR:HB2	1:B:431:GLY:O	2.20	0.41
1:B:384:PRO:HA	1:B:387:LEU:HB2	2.02	0.41
1:C:36:VAL:HG21	1:C:220:PHE:CE1	2.53	0.40
1:C:326:ILE:HG21	1:C:533:LEU:HD12	2.03	0.40
1:C:442:ASP:O	1:C:507:PRO:HG3	2.21	0.40
1:C:731:MET:HB3	1:C:731:MET:HE2	1.89	0.40
1:C:763:LEU:HD21	1:C:1004:LEU:HG	2.02	0.40
1:A:90:VAL:O	1:A:194:PHE:HB2	2.21	0.40
1:A:117:LEU:HB3	1:A:119:ILE:HD12	2.02	0.40
1:A:741:TYR:CE1	1:A:966:LEU:HD21	2.56	0.40
1:A:969:LYS:HZ2	1:B:755:GLN:HG2	1.86	0.40
1:B:308:VAL:O	1:B:602:THR:N	2.52	0.40

Continued on next page...

Continued from previous page...

Atom-1	Atom-2	Interatomic distance (Å)	Clash overlap (Å)
1:B:818:ILE:O	1:B:821:LEU:HB3	2.20	0.40
1:C:528:LYS:C	1:C:530:SER:N	2.74	0.40
1:C:864:LEU:HA	1:B:667:GLY:HA2	2.02	0.40
1:A:455:LEU:HD13	1:A:493:GLN:OE1	2.20	0.40
1:B:100:ILE:HG22	1:B:242:LEU:HD13	2.03	0.40
1:C:911:VAL:HG12	1:C:915:VAL:HG11	2.03	0.40
1:C:978:ASN:OD1	1:B:548:GLY:HA2	2.22	0.40
1:A:114:THR:CG2	1:A:115:GLN:N	2.85	0.40
1:A:191:GLU:O	1:A:205:SER:HA	2.20	0.40
1:A:605:SER:OG	1:A:606:ASN:N	2.54	0.40
1:A:1123:SER:O	1:A:1123:SER:OG	2.39	0.40
1:B:362:VAL:HA	1:B:525:CYS:O	2.21	0.40
1:B:192:PHE:HB3	1:B:194:PHE:CE1	2.55	0.40
1:B:318:PHE:HA	1:B:631:PRO:HD3	2.03	0.40
1:B:537:LYS:HB3	1:B:537:LYS:HE3	1.77	0.40
1:C:41:LYS:HG3	1:B:563:GLN:HA	2.04	0.40
1:C:472:ILE:HD11	1:C:488:CYS:HB3	2.03	0.40
1:C:985:ASP:HB3	1:B:385:THR:OG1	2.22	0.40
1:A:40:ASP:OD2	1:A:42:VAL:HG12	2.21	0.40
1:A:137:ASN:C	1:A:139:PRO:HD3	2.42	0.40
1:A:295:PRO:HG3	1:A:633:TRP:CD2	2.56	0.40
1:A:969:LYS:O	1:A:972:ALA:N	2.51	0.40
1:B:544:ASN:OD1	1:B:579:PRO:HG3	2.22	0.40
2:W:1:NAG:H4	2:W:2:NAG:H2	1.79	0.40

There are no symmetry-related clashes.

5.3 Torsion angles [\(i\)](#)

5.3.1 Protein backbone [\(i\)](#)

In the following table, the Percentiles column shows the percent Ramachandran outliers of the chain as a percentile score with respect to all PDB entries followed by that with respect to all EM entries.

The Analysed column shows the number of residues for which the backbone conformation was analysed, and the total number of residues.

Mol	Chain	Analysed	Favoured	Allowed	Outliers	Percentiles
1	A	1078/1270 (85%)	972 (90%)	101 (9%)	5 (0%)	25 57

Continued on next page...

Continued from previous page...

Mol	Chain	Analysed	Favoured	Allowed	Outliers	Percentiles	
1	B	1078/1270 (85%)	970 (90%)	104 (10%)	4 (0%)	30	62
1	C	1078/1270 (85%)	977 (91%)	93 (9%)	8 (1%)	19	51
All	All	3234/3810 (85%)	2919 (90%)	298 (9%)	17 (0%)	27	57

All (17) Ramachandran outliers are listed below:

Mol	Chain	Res	Type
1	C	139	PRO
1	A	123	ALA
1	A	172	SER
1	B	123	ALA
1	B	172	SER
1	C	77	LYS
1	C	123	ALA
1	A	77	LYS
1	C	142	ASP
1	C	172	SER
1	A	142	ASP
1	B	142	ASP
1	B	634	ARG
1	C	331	ASN
1	C	332	ILE
1	C	634	ARG
1	A	139	PRO

5.3.2 Protein sidechains [i](#)

In the following table, the Percentiles column shows the percent sidechain outliers of the chain as a percentile score with respect to all PDB entries followed by that with respect to all EM entries.

The Analysed column shows the number of residues for which the sidechain conformation was analysed, and the total number of residues.

Mol	Chain	Analysed	Rotameric	Outliers	Percentiles	
1	A	940/1112 (84%)	905 (96%)	35 (4%)	29	54
1	B	940/1112 (84%)	915 (97%)	25 (3%)	40	61
1	C	940/1112 (84%)	912 (97%)	28 (3%)	36	58
All	All	2820/3336 (84%)	2732 (97%)	88 (3%)	37	58

All (88) residues with a non-rotameric sidechain are listed below:

Mol	Chain	Res	Type
1	C	33	THR
1	C	36	VAL
1	C	88	ASP
1	C	125	ASN
1	C	131	CYS
1	C	139	PRO
1	C	198	ASP
1	C	214	ARG
1	C	265	TYR
1	C	293	LEU
1	C	342	PHE
1	C	346	ARG
1	C	354	ASN
1	C	360	ASN
1	C	392	PHE
1	C	423	TYR
1	C	463	PRO
1	C	565	PHE
1	C	586	ASP
1	C	617	CYS
1	C	636	TYR
1	C	873	TYR
1	C	900	MET
1	C	904	TYR
1	C	974	SER
1	C	978	ASN
1	C	979	ASP
1	C	995	ARG
1	A	28	TYR
1	A	80	ASP
1	A	102	ARG
1	A	104	TRP
1	A	125	ASN
1	A	131	CYS
1	A	168	PHE
1	A	170	TYR
1	A	200	TYR
1	A	220	PHE
1	A	238	PHE
1	A	306	PHE
1	A	342	PHE
1	A	353	TRP

Continued on next page...

Continued from previous page...

Mol	Chain	Res	Type
1	A	354	ASN
1	A	369	TYR
1	A	423	TYR
1	A	424	LYS
1	A	456	PHE
1	A	489	TYR
1	A	617	CYS
1	A	660	TYR
1	A	662	CYS
1	A	674	TYR
1	A	708	SER
1	A	709	ASN
1	A	784	GLN
1	A	816	SER
1	A	822	LEU
1	A	835	LYS
1	A	902	MET
1	A	916	LEU
1	A	969	LYS
1	A	1003	SER
1	A	1038	LYS
1	B	41	LYS
1	B	102	ARG
1	B	158	ARG
1	B	164	ASN
1	B	201	PHE
1	B	217	PRO
1	B	276	LEU
1	B	353	TRP
1	B	354	ASN
1	B	377	PHE
1	B	388	ASN
1	B	456	PHE
1	B	615	VAL
1	B	617	CYS
1	B	641	ASN
1	B	662	CYS
1	B	663	ASP
1	B	674	TYR
1	B	756	TYR
1	B	867	ASP
1	B	904	TYR

Continued on next page...

Continued from previous page...

Mol	Chain	Res	Type
1	B	916	LEU
1	B	974	SER
1	B	985	ASP
1	B	1000	ARG

Sometimes sidechains can be flipped to improve hydrogen bonding and reduce clashes. All (18) such sidechains are listed below:

Mol	Chain	Res	Type
1	C	69	HIS
1	C	74	ASN
1	C	321	GLN
1	C	644	GLN
1	C	955	ASN
1	C	1011	GLN
1	C	1071	GLN
1	A	74	ASN
1	A	188	ASN
1	A	422	ASN
1	A	804	GLN
1	A	901	GLN
1	B	164	ASN
1	B	196	ASN
1	B	409	GLN
1	B	644	GLN
1	B	901	GLN
1	B	1071	GLN

5.3.3 RNA [i](#)

There are no RNA molecules in this entry.

5.4 Non-standard residues in protein, DNA, RNA chains [i](#)

There are no non-standard protein/DNA/RNA residues in this entry.

5.5 Carbohydrates [i](#)

42 monosaccharides are modelled in this entry.

In the following table, the Counts columns list the number of bonds (or angles) for which Mogul statistics could be retrieved, the number of bonds (or angles) that are observed in the model and the number of bonds (or angles) that are defined in the Chemical Component Dictionary. The Link column lists molecule types, if any, to which the group is linked. The Z score for a bond length (or angle) is the number of standard deviations the observed value is removed from the expected value. A bond length (or angle) with $|Z| > 2$ is considered an outlier worth inspection. RMSZ is the root-mean-square of all Z scores of the bond lengths (or angles).

Mol	Type	Chain	Res	Link	Bond lengths			Bond angles		
					Counts	RMSZ	# Z > 2	Counts	RMSZ	# Z > 2
2	NAG	D	1	1,2	14,14,15	0.39	0	17,19,21	0.49	0
2	NAG	D	2	2	14,14,15	0.26	0	17,19,21	0.49	0
2	NAG	E	1	1,2	14,14,15	0.37	0	17,19,21	0.48	0
2	NAG	E	2	2	14,14,15	0.29	0	17,19,21	0.40	0
2	NAG	F	1	1,2	14,14,15	0.32	0	17,19,21	0.55	0
2	NAG	F	2	2	14,14,15	0.33	0	17,19,21	0.34	0
2	NAG	G	1	1,2	14,14,15	0.29	0	17,19,21	0.63	0
2	NAG	G	2	2	14,14,15	0.64	1 (7%)	17,19,21	0.50	0
2	NAG	H	1	1,2	14,14,15	0.72	1 (7%)	17,19,21	0.54	0
2	NAG	H	2	2	14,14,15	0.39	0	17,19,21	0.62	0
2	NAG	I	1	1,2	14,14,15	0.40	0	17,19,21	0.35	0
2	NAG	I	2	2	14,14,15	0.23	0	17,19,21	0.41	0
2	NAG	J	1	1,2	14,14,15	1.17	1 (7%)	17,19,21	1.42	1 (5%)
2	NAG	J	2	2	14,14,15	0.45	0	17,19,21	0.56	0
2	NAG	K	1	1,2	14,14,15	0.35	0	17,19,21	0.43	0
2	NAG	K	2	2	14,14,15	0.25	0	17,19,21	0.43	0
2	NAG	L	1	1,2	14,14,15	0.26	0	17,19,21	0.43	0
2	NAG	L	2	2	14,14,15	0.28	0	17,19,21	0.39	0
2	NAG	M	1	1,2	14,14,15	0.24	0	17,19,21	0.51	0
2	NAG	M	2	2	14,14,15	0.41	0	17,19,21	0.35	0
2	NAG	N	1	1,2	14,14,15	0.33	0	17,19,21	0.37	0
2	NAG	N	2	2	14,14,15	0.23	0	17,19,21	0.43	0
2	NAG	O	1	1,2	14,14,15	1.09	1 (7%)	17,19,21	1.36	1 (5%)
2	NAG	O	2	2	14,14,15	0.39	0	17,19,21	0.54	0
2	NAG	P	1	1,2	14,14,15	0.28	0	17,19,21	0.56	0
2	NAG	P	2	2	14,14,15	0.58	0	17,19,21	0.50	0
2	NAG	Q	1	1,2	14,14,15	0.72	1 (7%)	17,19,21	0.52	0
2	NAG	Q	2	2	14,14,15	0.39	0	17,19,21	0.60	0
2	NAG	R	1	1,2	14,14,15	0.41	0	17,19,21	0.91	1 (5%)
2	NAG	R	2	2	14,14,15	0.25	0	17,19,21	0.40	0
2	NAG	S	1	1,2	14,14,15	0.40	0	17,19,21	0.70	0
2	NAG	S	2	2	14,14,15	0.48	0	17,19,21	0.40	0
2	NAG	T	1	1,2	14,14,15	0.30	0	17,19,21	0.58	0
2	NAG	T	2	2	14,14,15	0.35	0	17,19,21	0.34	0

Mol	Type	Chain	Res	Link	Bond lengths			Bond angles		
					Counts	RMSZ	# Z > 2	Counts	RMSZ	# Z > 2
2	NAG	U	1	1,2	14,14,15	0.30	0	17,19,21	0.37	0
2	NAG	U	2	2	14,14,15	0.22	0	17,19,21	0.44	0
2	NAG	V	1	1,2	14,14,15	1.19	1 (7%)	17,19,21	1.44	1 (5%)
2	NAG	V	2	2	14,14,15	0.37	0	17,19,21	0.55	0
2	NAG	W	1	1,2	14,14,15	0.33	0	17,19,21	0.58	0
2	NAG	W	2	2	14,14,15	0.49	0	17,19,21	0.48	0
2	NAG	X	1	1,2	14,14,15	0.81	1 (7%)	17,19,21	0.60	0
2	NAG	X	2	2	14,14,15	0.39	0	17,19,21	0.62	0

In the following table, the Chirals column lists the number of chiral outliers, the number of chiral centers analysed, the number of these observed in the model and the number defined in the Chemical Component Dictionary. Similar counts are reported in the Torsion and Rings columns. '-' means no outliers of that kind were identified.

Mol	Type	Chain	Res	Link	Chirals	Torsions	Rings
2	NAG	D	1	1,2	-	4/6/23/26	0/1/1/1
2	NAG	D	2	2	-	2/6/23/26	0/1/1/1
2	NAG	E	1	1,2	-	1/6/23/26	0/1/1/1
2	NAG	E	2	2	-	3/6/23/26	0/1/1/1
2	NAG	F	1	1,2	-	1/6/23/26	0/1/1/1
2	NAG	F	2	2	-	0/6/23/26	0/1/1/1
2	NAG	G	1	1,2	-	2/6/23/26	0/1/1/1
2	NAG	G	2	2	-	2/6/23/26	0/1/1/1
2	NAG	H	1	1,2	-	1/6/23/26	0/1/1/1
2	NAG	H	2	2	-	2/6/23/26	0/1/1/1
2	NAG	I	1	1,2	-	2/6/23/26	0/1/1/1
2	NAG	I	2	2	-	0/6/23/26	0/1/1/1
2	NAG	J	1	1,2	-	4/6/23/26	0/1/1/1
2	NAG	J	2	2	-	1/6/23/26	0/1/1/1
2	NAG	K	1	1,2	-	4/6/23/26	0/1/1/1
2	NAG	K	2	2	-	2/6/23/26	0/1/1/1
2	NAG	L	1	1,2	-	1/6/23/26	0/1/1/1
2	NAG	L	2	2	-	3/6/23/26	0/1/1/1
2	NAG	M	1	1,2	-	1/6/23/26	0/1/1/1
2	NAG	M	2	2	-	0/6/23/26	0/1/1/1
2	NAG	N	1	1,2	-	1/6/23/26	0/1/1/1
2	NAG	N	2	2	-	0/6/23/26	0/1/1/1
2	NAG	O	1	1,2	-	4/6/23/26	0/1/1/1
2	NAG	O	2	2	-	1/6/23/26	0/1/1/1

Continued on next page...

Continued from previous page...

Mol	Type	Chain	Res	Link	Chirals	Torsions	Rings
2	NAG	P	1	1,2	-	2/6/23/26	0/1/1/1
2	NAG	P	2	2	-	2/6/23/26	0/1/1/1
2	NAG	Q	1	1,2	-	1/6/23/26	0/1/1/1
2	NAG	Q	2	2	-	3/6/23/26	0/1/1/1
2	NAG	R	1	1,2	-	4/6/23/26	0/1/1/1
2	NAG	R	2	2	-	1/6/23/26	0/1/1/1
2	NAG	S	1	1,2	-	1/6/23/26	0/1/1/1
2	NAG	S	2	2	-	4/6/23/26	0/1/1/1
2	NAG	T	1	1,2	-	1/6/23/26	0/1/1/1
2	NAG	T	2	2	-	0/6/23/26	0/1/1/1
2	NAG	U	1	1,2	-	2/6/23/26	0/1/1/1
2	NAG	U	2	2	-	2/6/23/26	0/1/1/1
2	NAG	V	1	1,2	-	4/6/23/26	0/1/1/1
2	NAG	V	2	2	-	1/6/23/26	0/1/1/1
2	NAG	W	1	1,2	-	2/6/23/26	0/1/1/1
2	NAG	W	2	2	-	2/6/23/26	0/1/1/1
2	NAG	X	1	1,2	-	1/6/23/26	0/1/1/1
2	NAG	X	2	2	-	1/6/23/26	0/1/1/1

All (7) bond length outliers are listed below:

Mol	Chain	Res	Type	Atoms	Z	Observed(Å)	Ideal(Å)
2	V	1	NAG	O5-C1	4.19	1.50	1.43
2	J	1	NAG	O5-C1	4.06	1.50	1.43
2	O	1	NAG	O5-C1	3.80	1.49	1.43
2	X	1	NAG	O5-C1	-2.41	1.39	1.43
2	H	1	NAG	O5-C1	-2.11	1.40	1.43
2	Q	1	NAG	O5-C1	-2.07	1.40	1.43
2	G	2	NAG	C1-C2	2.03	1.55	1.52

All (4) bond angle outliers are listed below:

Mol	Chain	Res	Type	Atoms	Z	Observed(°)	Ideal(°)
2	J	1	NAG	C1-O5-C5	5.62	119.81	112.19
2	V	1	NAG	C1-O5-C5	5.60	119.78	112.19
2	O	1	NAG	C1-O5-C5	5.31	119.39	112.19
2	R	1	NAG	C1-O5-C5	2.60	115.71	112.19

There are no chirality outliers.

All (76) torsion outliers are listed below:

Mol	Chain	Res	Type	Atoms
2	R	1	NAG	C8-C7-N2-C2
2	R	1	NAG	O7-C7-N2-C2
2	V	1	NAG	C4-C5-C6-O6
2	J	1	NAG	C4-C5-C6-O6
2	O	1	NAG	C4-C5-C6-O6
2	J	1	NAG	O5-C5-C6-O6
2	O	1	NAG	O5-C5-C6-O6
2	P	1	NAG	O5-C5-C6-O6
2	V	1	NAG	O5-C5-C6-O6
2	W	1	NAG	C4-C5-C6-O6
2	D	2	NAG	O5-C5-C6-O6
2	G	2	NAG	O5-C5-C6-O6
2	W	2	NAG	O5-C5-C6-O6
2	P	1	NAG	C4-C5-C6-O6
2	Q	2	NAG	C4-C5-C6-O6
2	U	1	NAG	C4-C5-C6-O6
2	W	1	NAG	O5-C5-C6-O6
2	P	2	NAG	O5-C5-C6-O6
2	U	1	NAG	O5-C5-C6-O6
2	K	2	NAG	O5-C5-C6-O6
2	D	1	NAG	C8-C7-N2-C2
2	D	1	NAG	O7-C7-N2-C2
2	E	2	NAG	C8-C7-N2-C2
2	E	2	NAG	O7-C7-N2-C2
2	J	1	NAG	C8-C7-N2-C2
2	J	1	NAG	O7-C7-N2-C2
2	K	1	NAG	C8-C7-N2-C2
2	K	1	NAG	O7-C7-N2-C2
2	L	2	NAG	C8-C7-N2-C2
2	L	2	NAG	O7-C7-N2-C2
2	O	1	NAG	C8-C7-N2-C2
2	O	1	NAG	O7-C7-N2-C2
2	S	2	NAG	C8-C7-N2-C2
2	S	2	NAG	O7-C7-N2-C2
2	V	1	NAG	C8-C7-N2-C2
2	V	1	NAG	O7-C7-N2-C2
2	P	2	NAG	C4-C5-C6-O6
2	D	1	NAG	O5-C5-C6-O6
2	S	2	NAG	O5-C5-C6-O6
2	Q	2	NAG	O5-C5-C6-O6
2	I	1	NAG	C4-C5-C6-O6
2	G	2	NAG	C4-C5-C6-O6

Continued on next page...

Continued from previous page...

Mol	Chain	Res	Type	Atoms
2	W	2	NAG	C4-C5-C6-O6
2	K	1	NAG	O5-C5-C6-O6
2	D	1	NAG	C4-C5-C6-O6
2	R	2	NAG	O5-C5-C6-O6
2	U	2	NAG	C4-C5-C6-O6
2	G	1	NAG	C4-C5-C6-O6
2	E	2	NAG	O5-C5-C6-O6
2	I	1	NAG	O5-C5-C6-O6
2	E	1	NAG	O5-C5-C6-O6
2	F	1	NAG	O5-C5-C6-O6
2	L	1	NAG	O5-C5-C6-O6
2	Q	1	NAG	O5-C5-C6-O6
2	X	1	NAG	O5-C5-C6-O6
2	T	1	NAG	O5-C5-C6-O6
2	M	1	NAG	O5-C5-C6-O6
2	S	1	NAG	O5-C5-C6-O6
2	L	2	NAG	O5-C5-C6-O6
2	H	1	NAG	O5-C5-C6-O6
2	D	2	NAG	C4-C5-C6-O6
2	U	2	NAG	O5-C5-C6-O6
2	G	1	NAG	O5-C5-C6-O6
2	R	1	NAG	C1-C2-N2-C7
2	S	2	NAG	C4-C5-C6-O6
2	K	2	NAG	C4-C5-C6-O6
2	K	1	NAG	C4-C5-C6-O6
2	H	2	NAG	C3-C2-N2-C7
2	J	2	NAG	C3-C2-N2-C7
2	O	2	NAG	C3-C2-N2-C7
2	Q	2	NAG	C3-C2-N2-C7
2	V	2	NAG	C3-C2-N2-C7
2	X	2	NAG	C3-C2-N2-C7
2	N	1	NAG	C4-C5-C6-O6
2	R	1	NAG	C3-C2-N2-C7
2	H	2	NAG	C4-C5-C6-O6

There are no ring outliers.

13 monomers are involved in 8 short contacts:

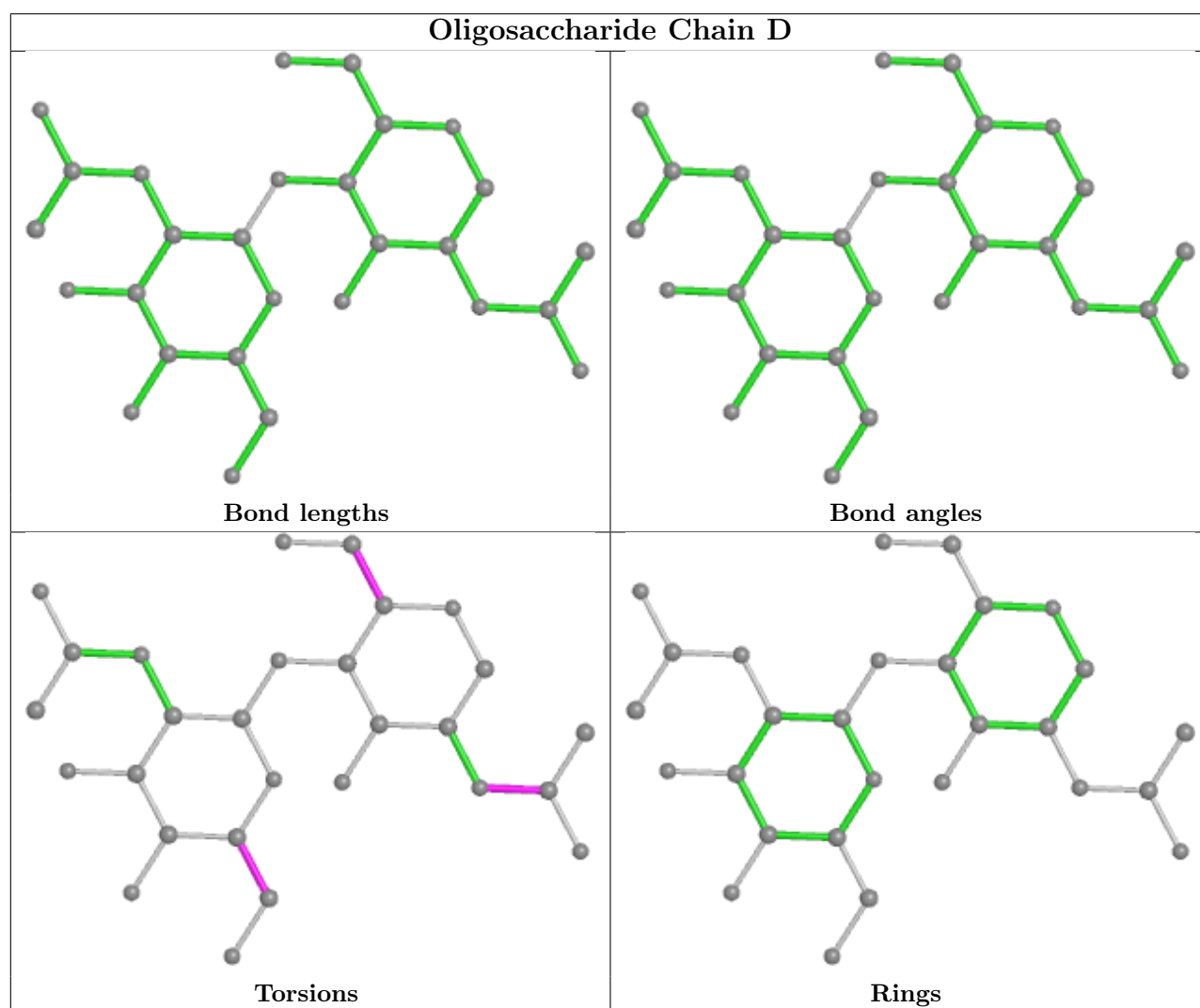
Mol	Chain	Res	Type	Clashes	Symm-Clashes
2	J	1	NAG	1	0
2	X	1	NAG	1	0
2	E	1	NAG	1	0

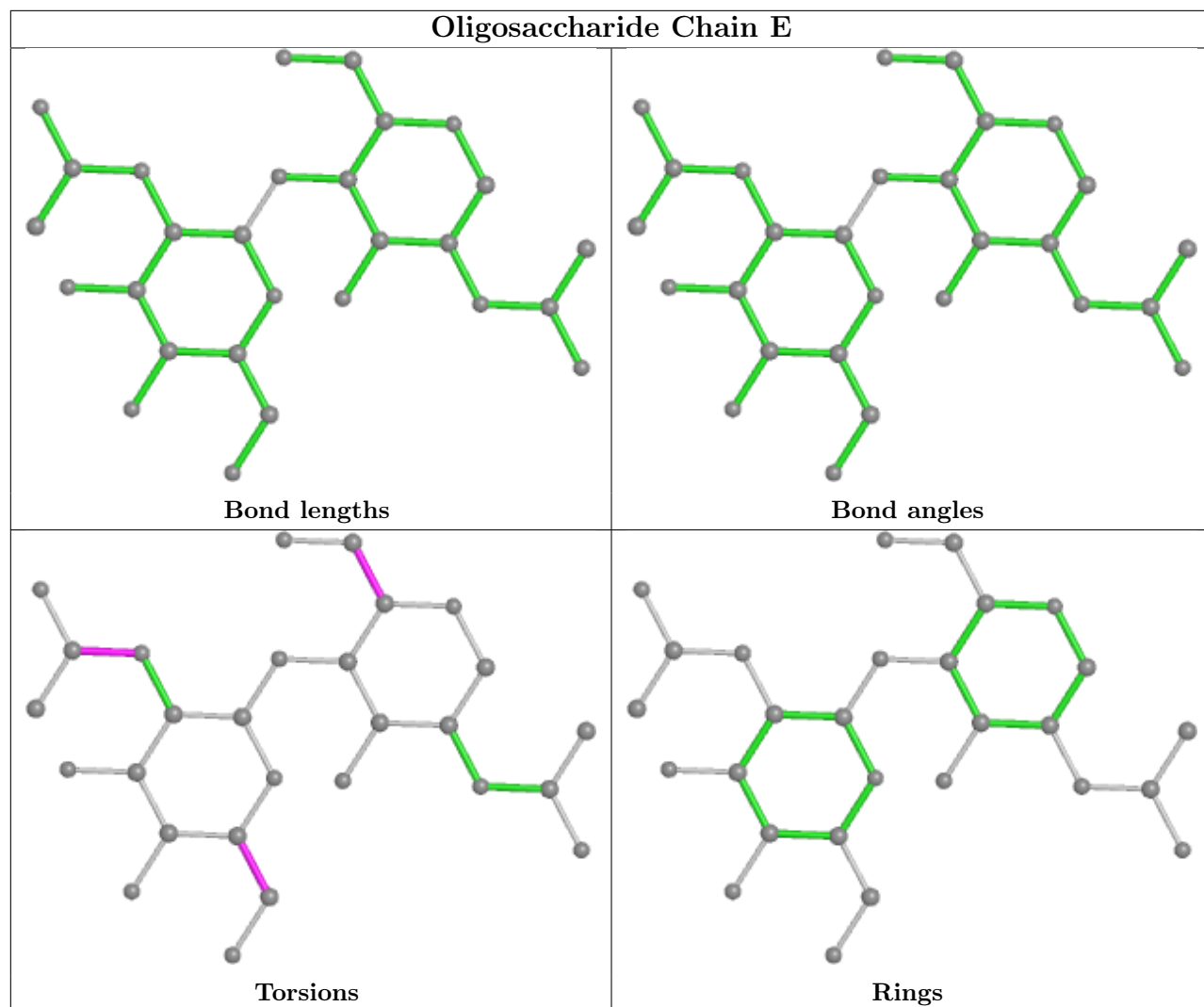
Continued on next page...

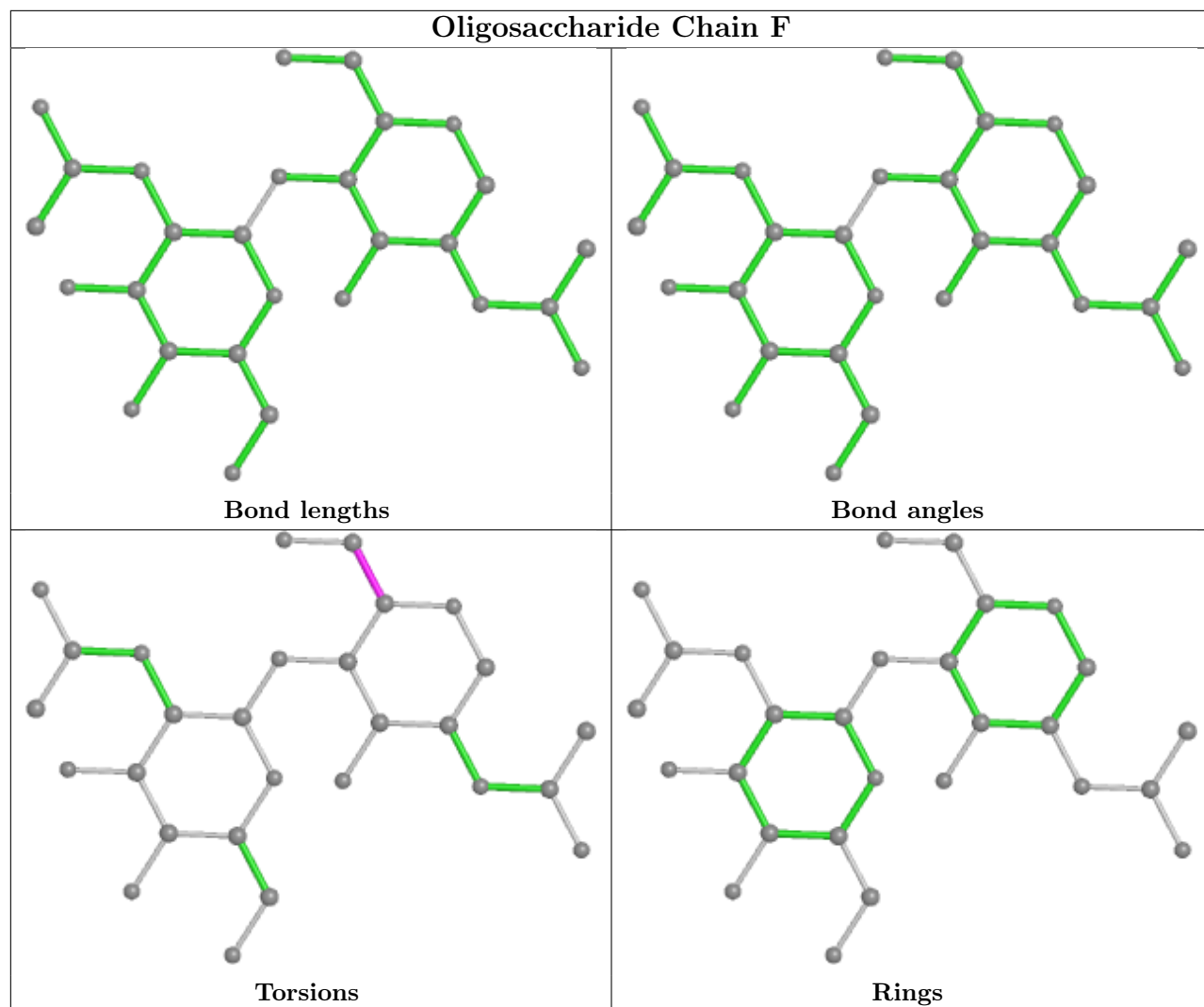
Continued from previous page...

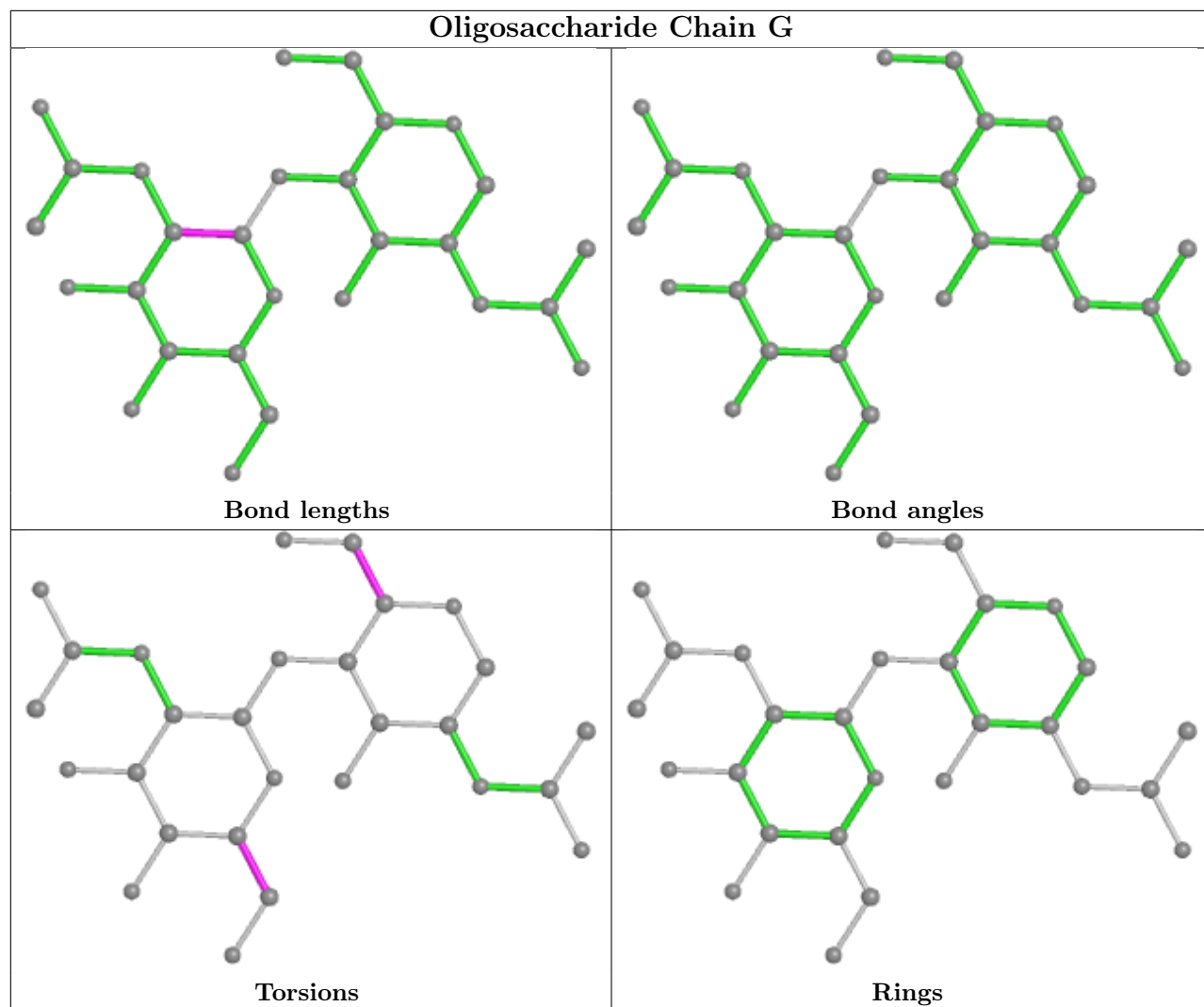
Mol	Chain	Res	Type	Clashes	Symm-Clashes
2	S	2	NAG	1	0
2	X	2	NAG	1	0
2	Q	1	NAG	1	0
2	S	1	NAG	1	0
2	H	1	NAG	1	0
2	R	1	NAG	1	0
2	H	2	NAG	1	0
2	W	2	NAG	1	0
2	W	1	NAG	1	0
2	Q	2	NAG	1	0

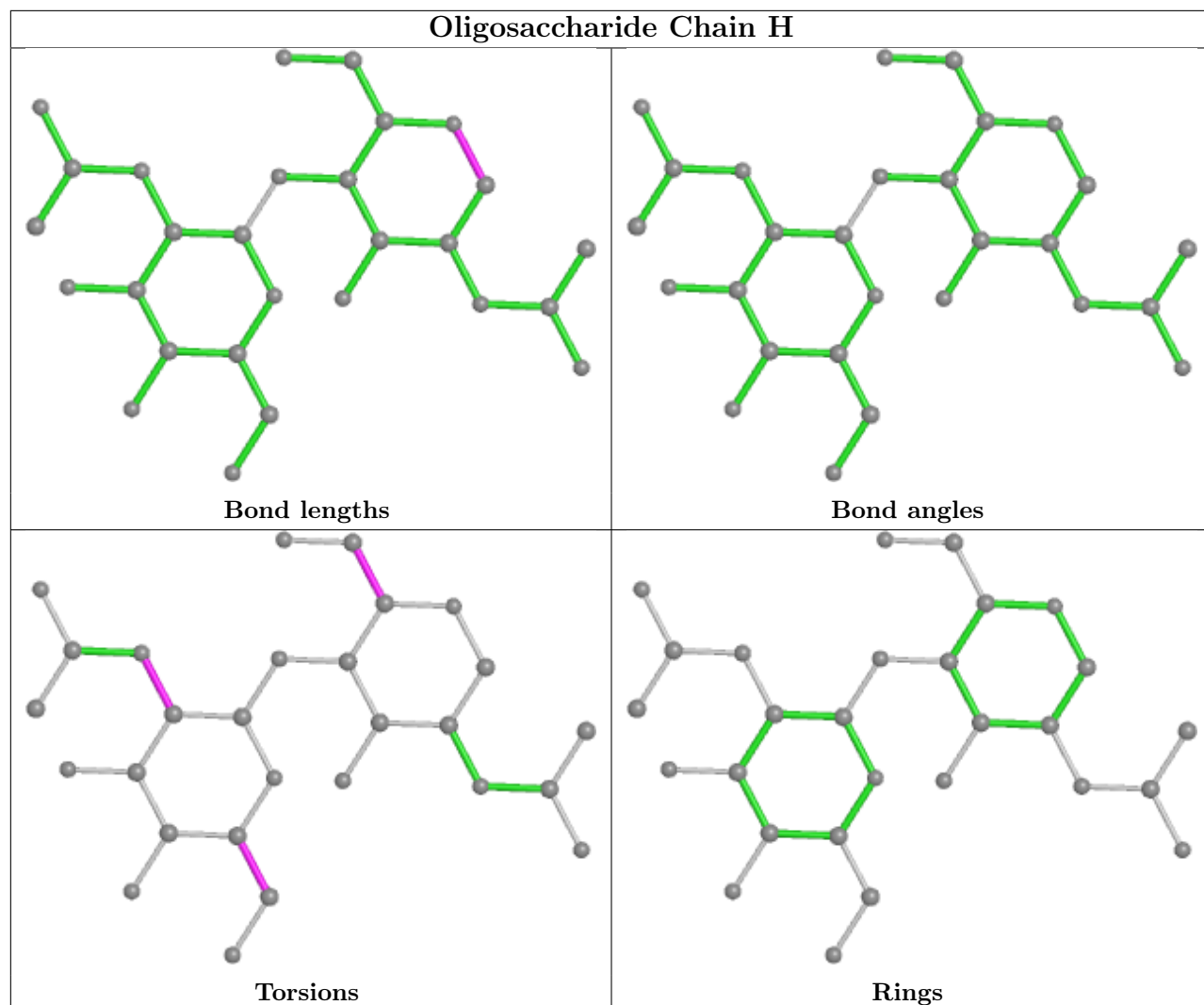
The following is a two-dimensional graphical depiction of Mogul quality analysis of bond lengths, bond angles, torsion angles, and ring geometry for oligosaccharide.

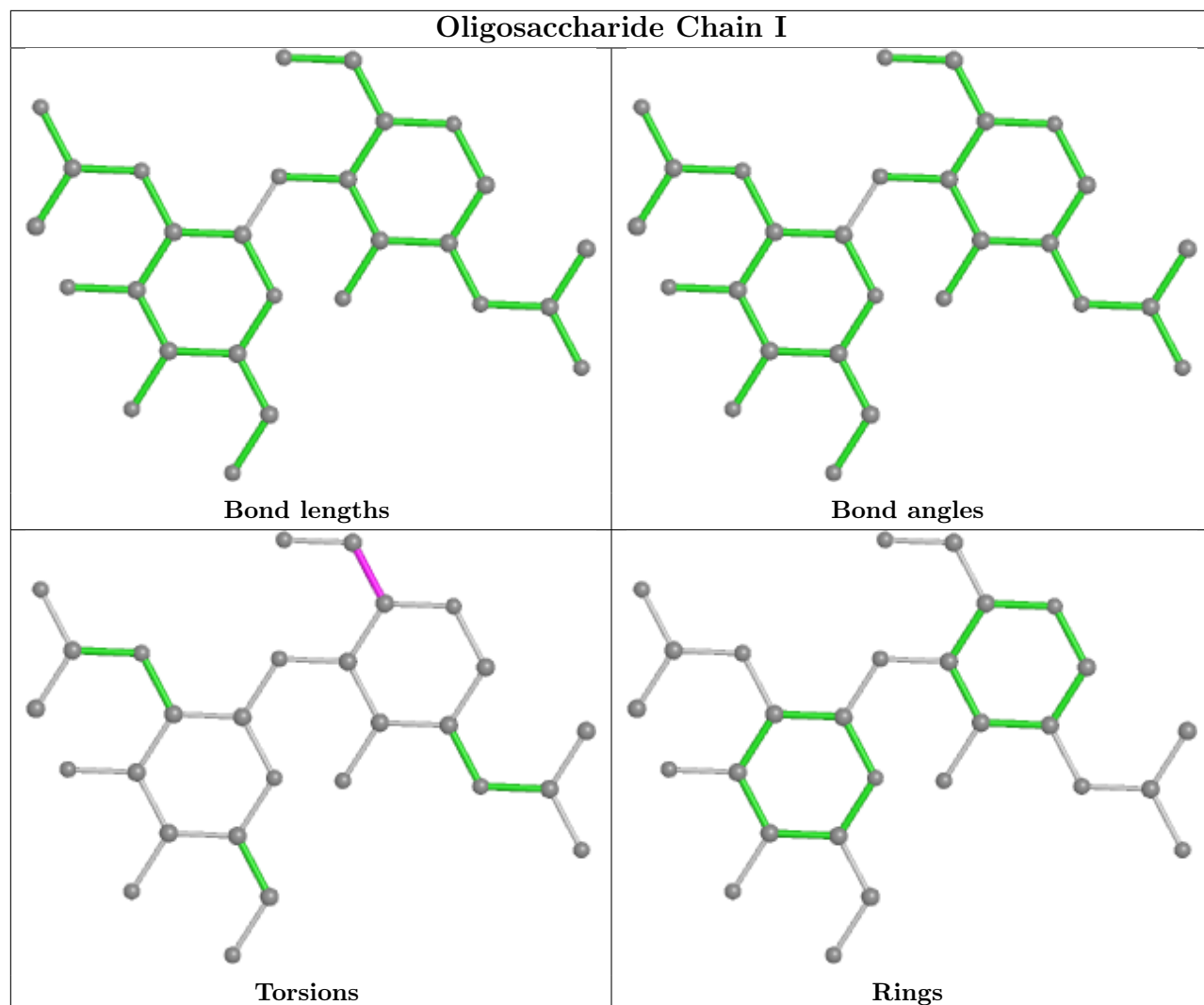


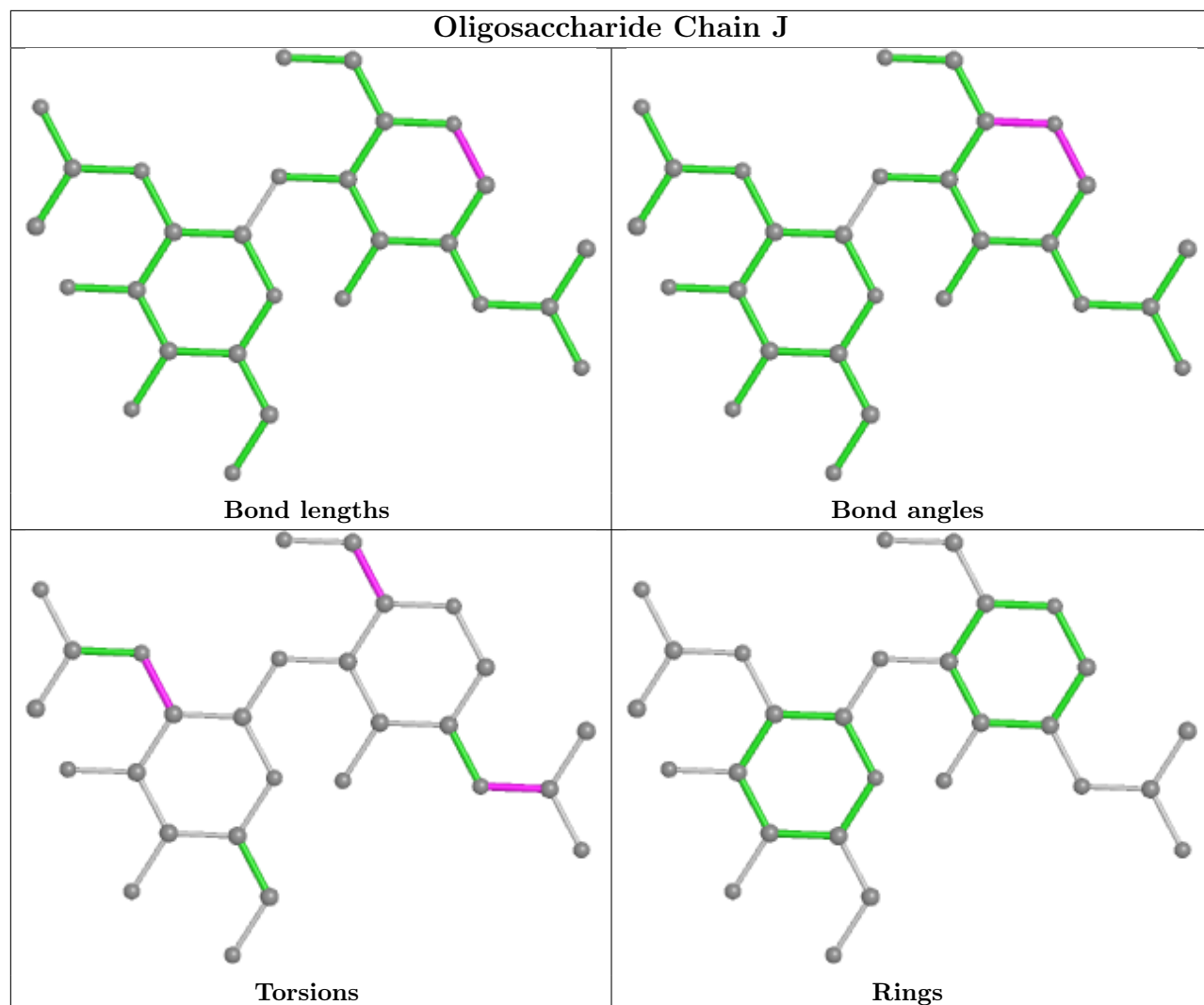


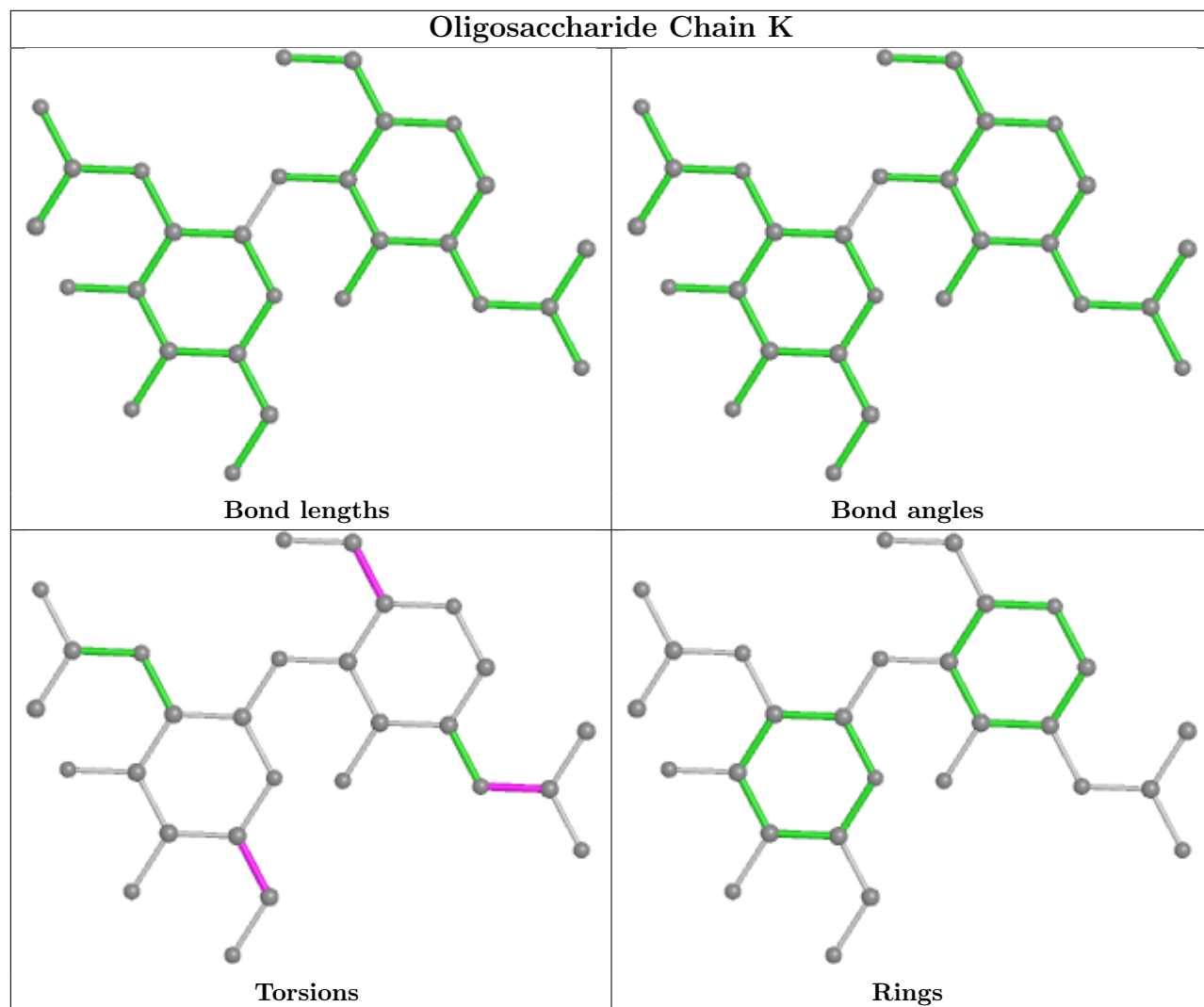


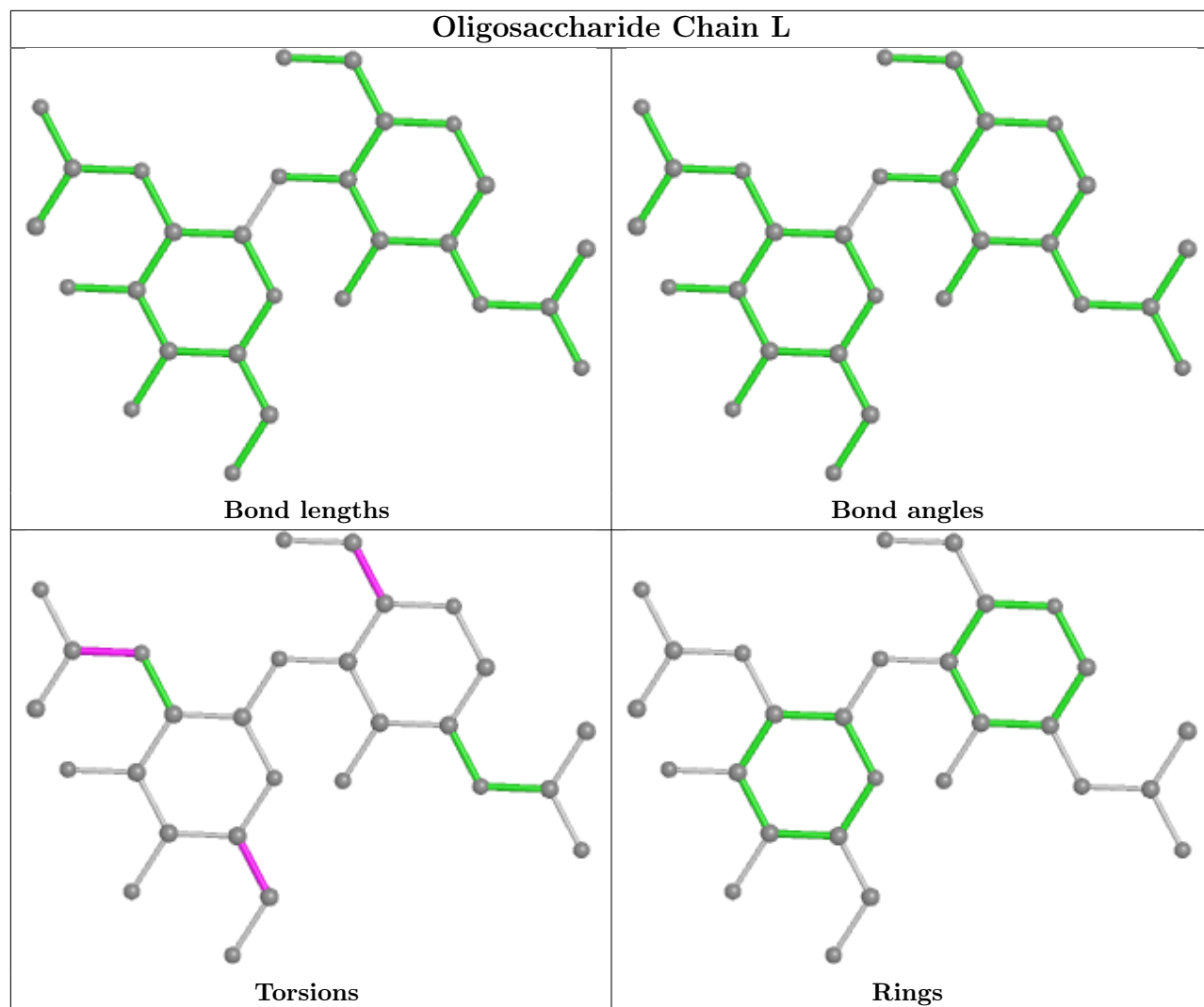


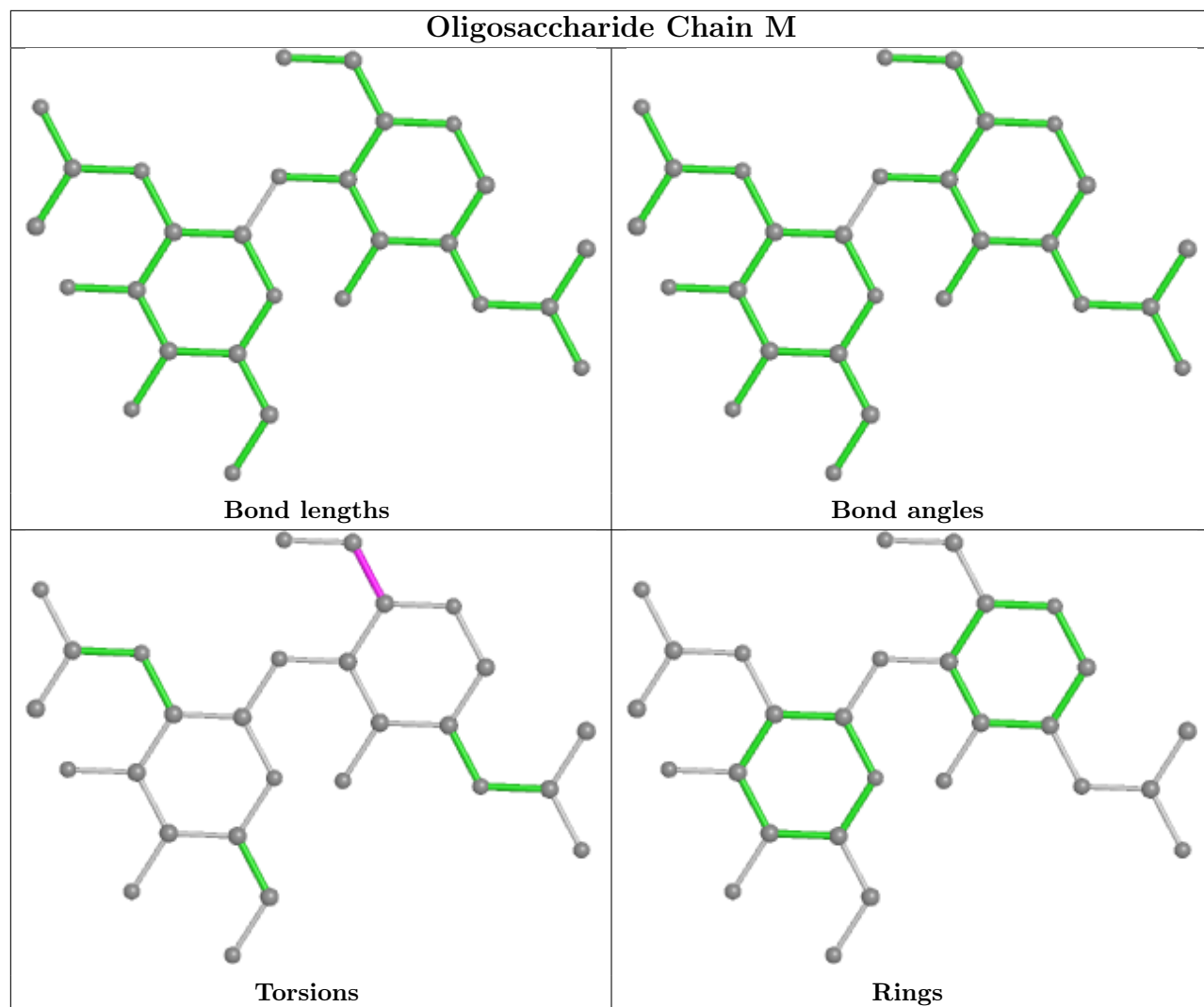


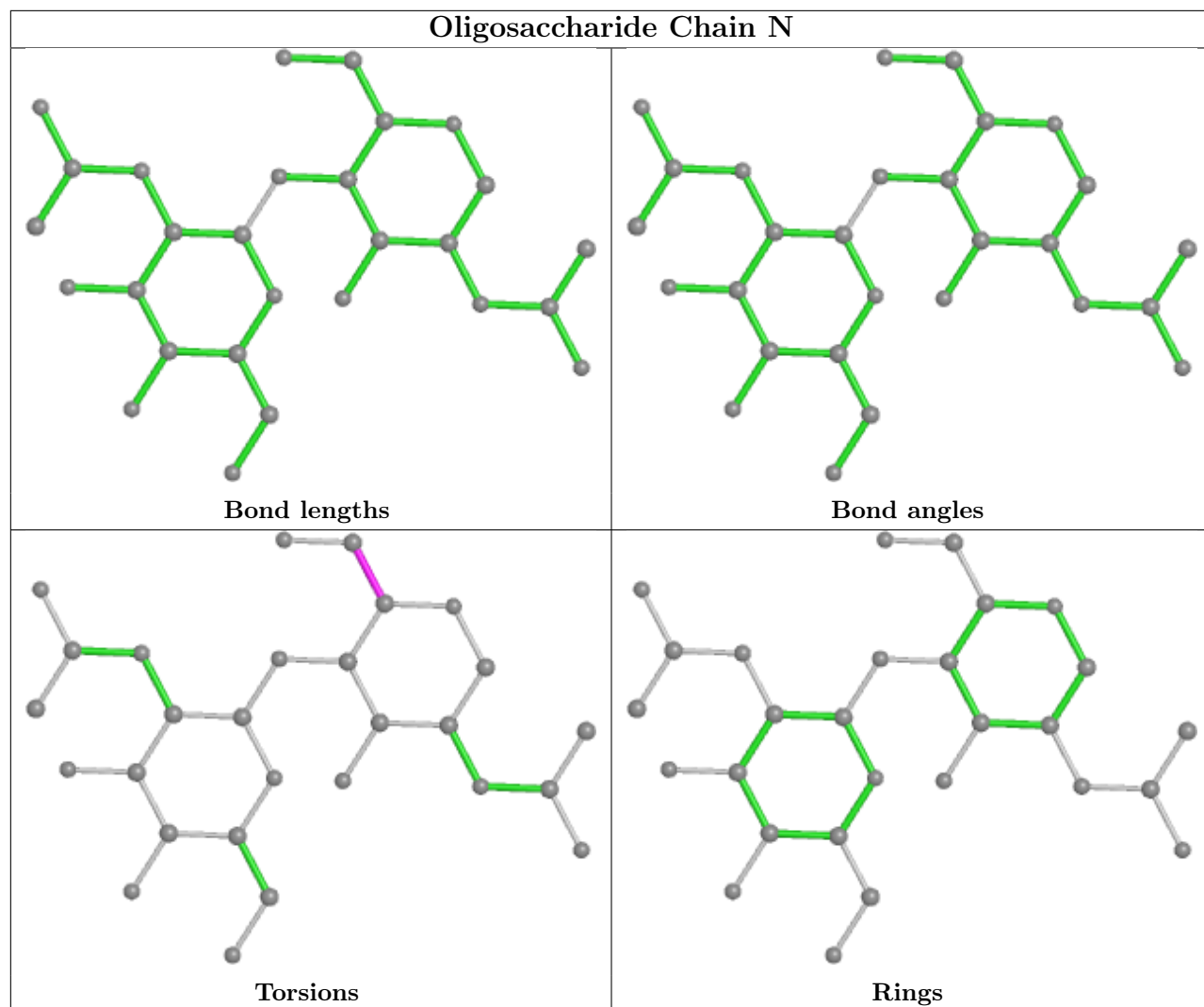


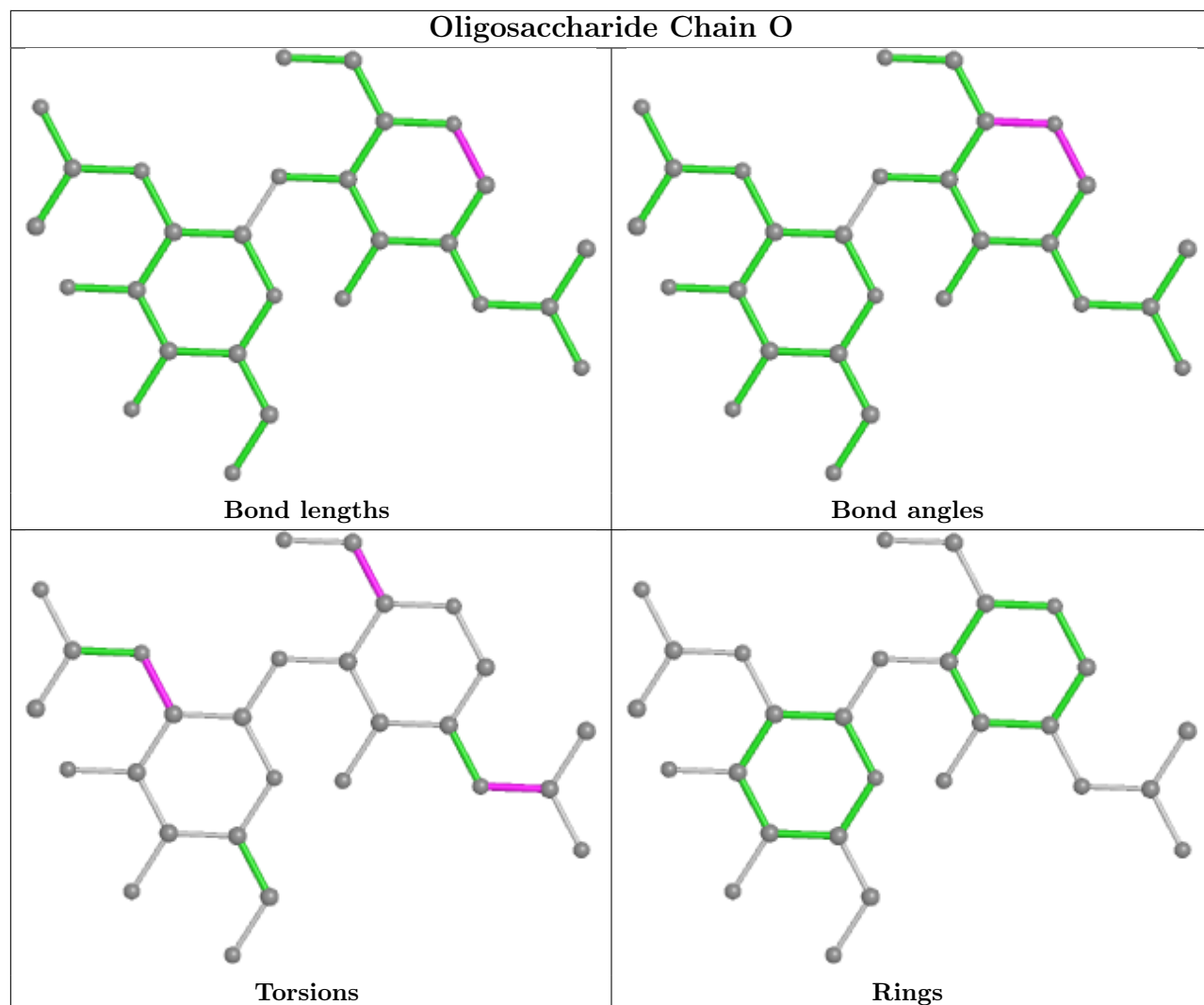


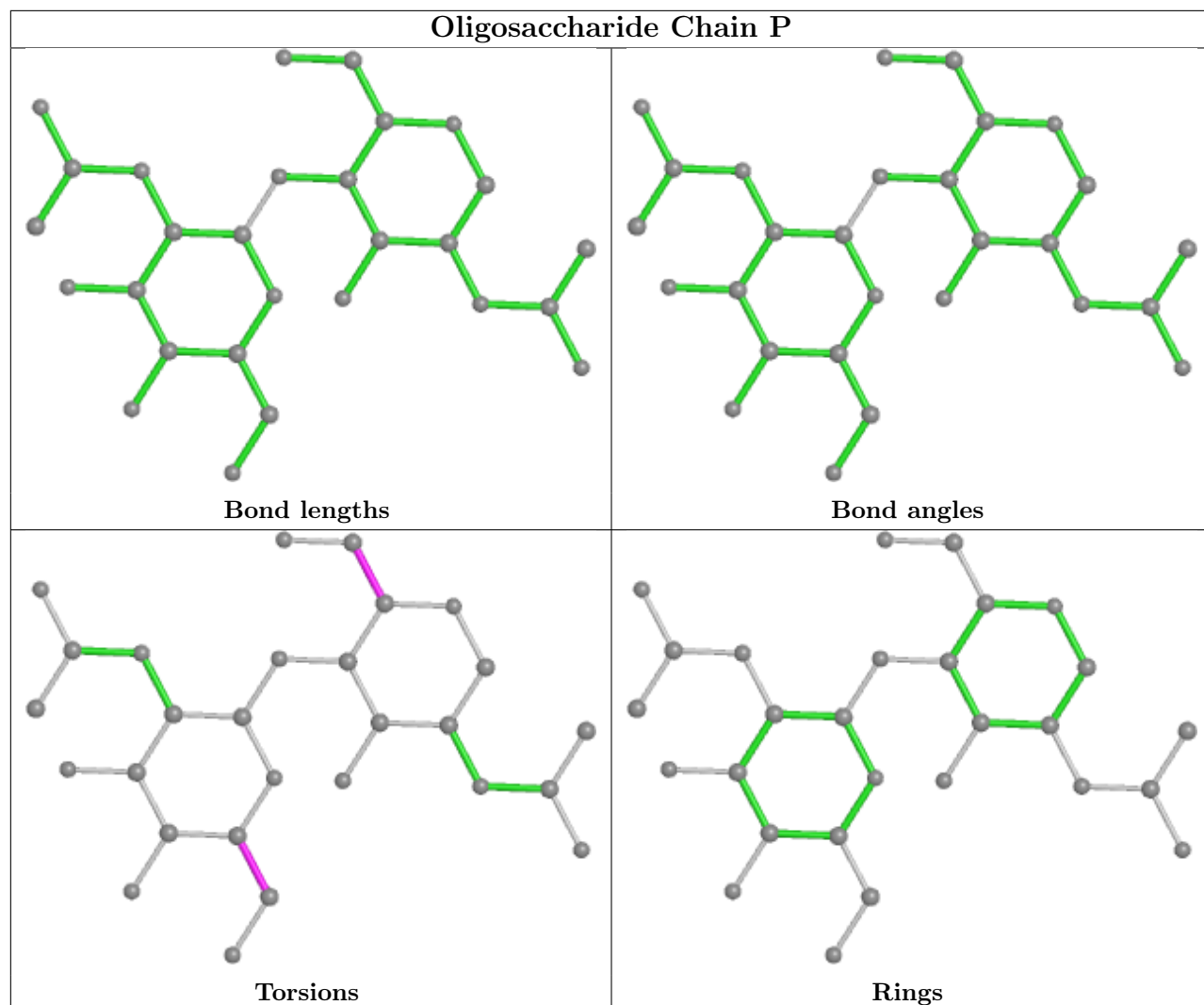


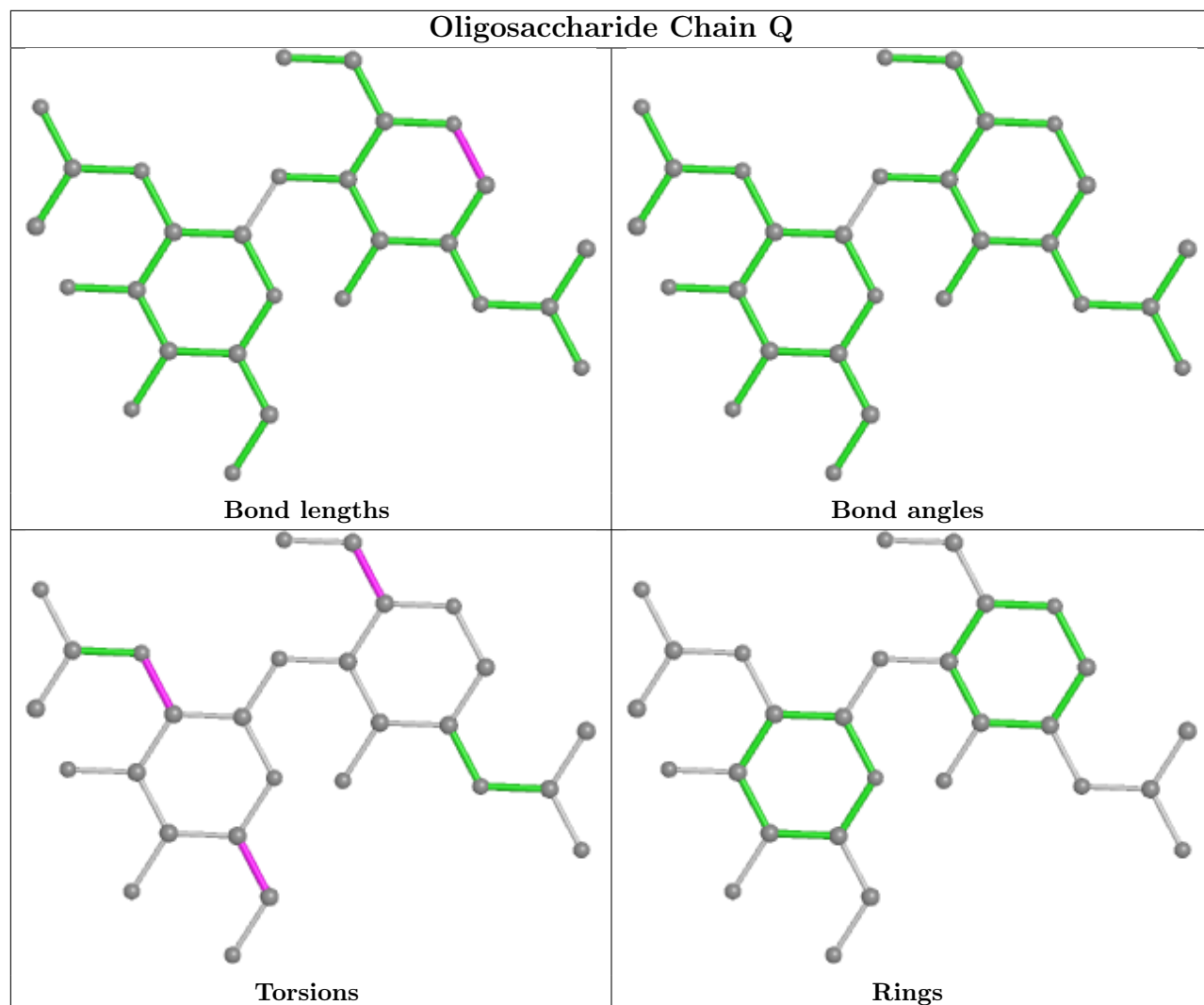


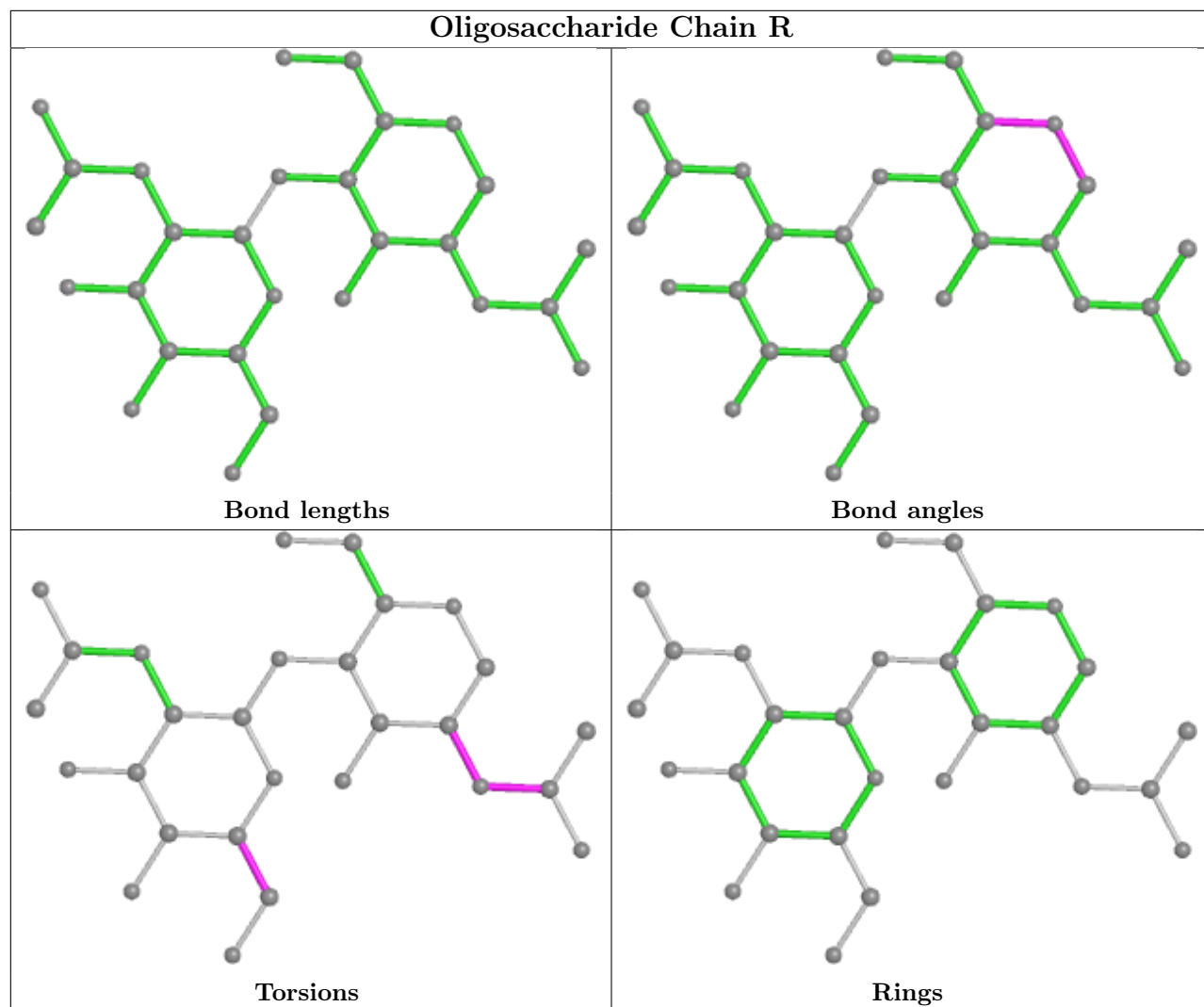


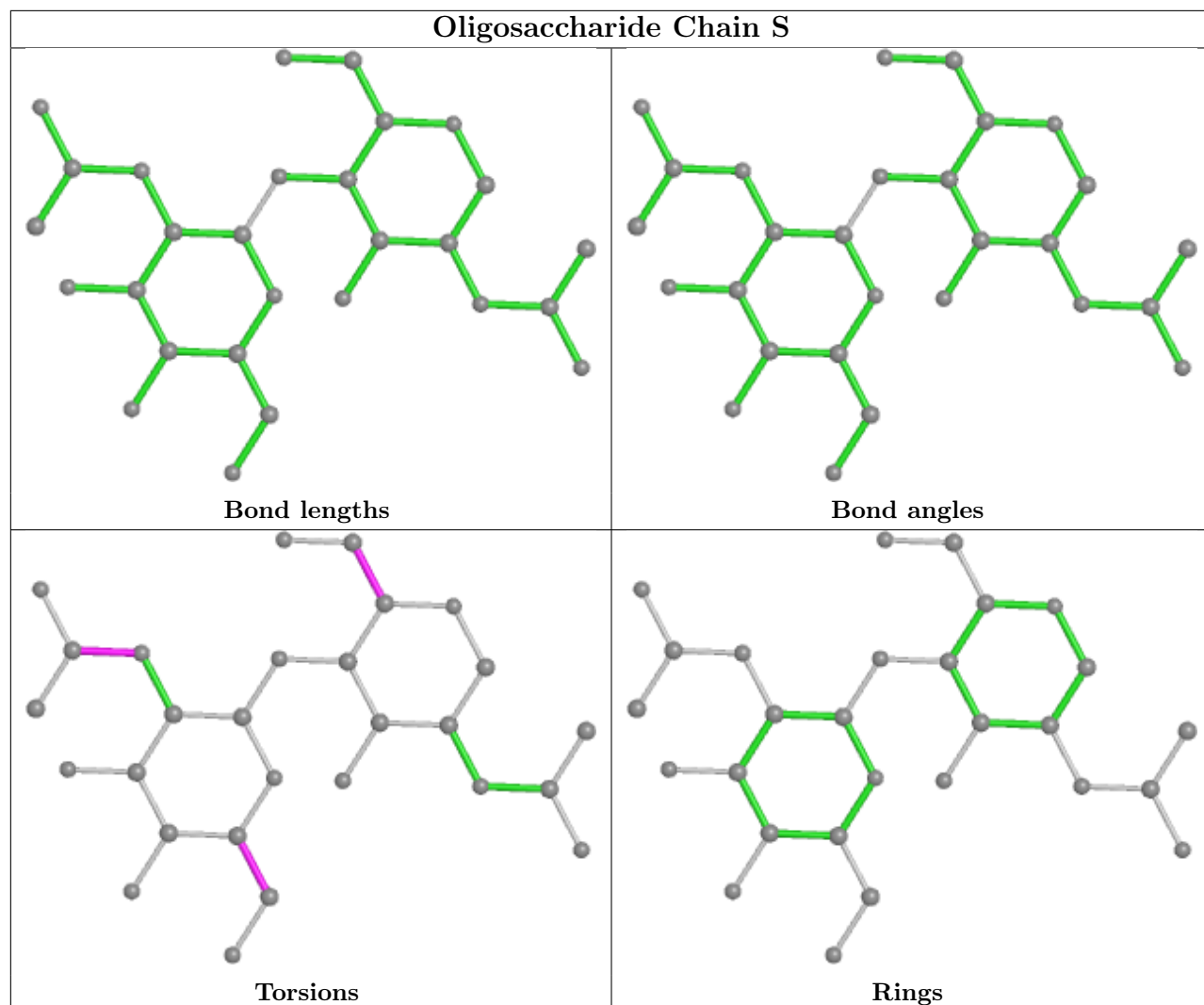


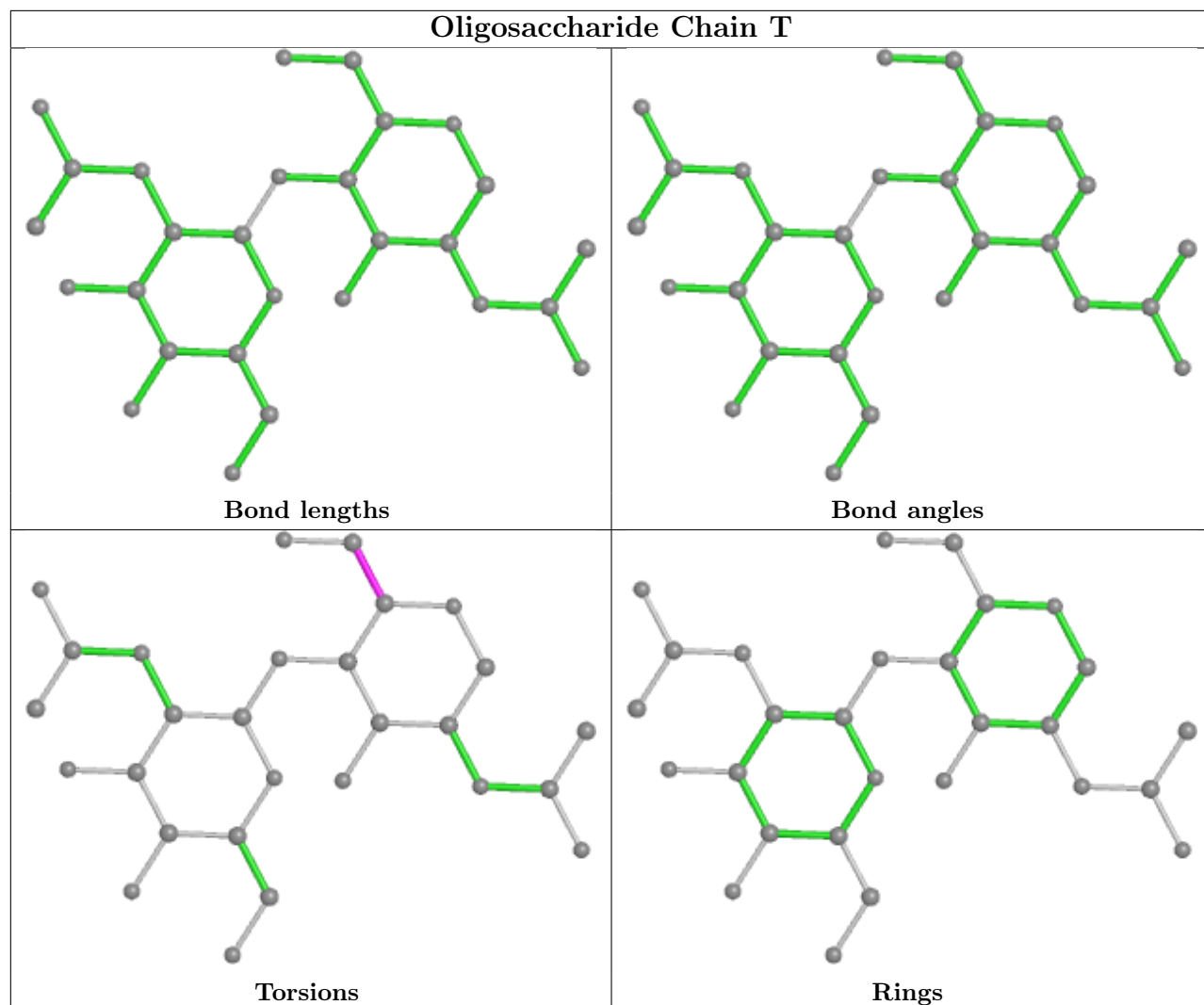


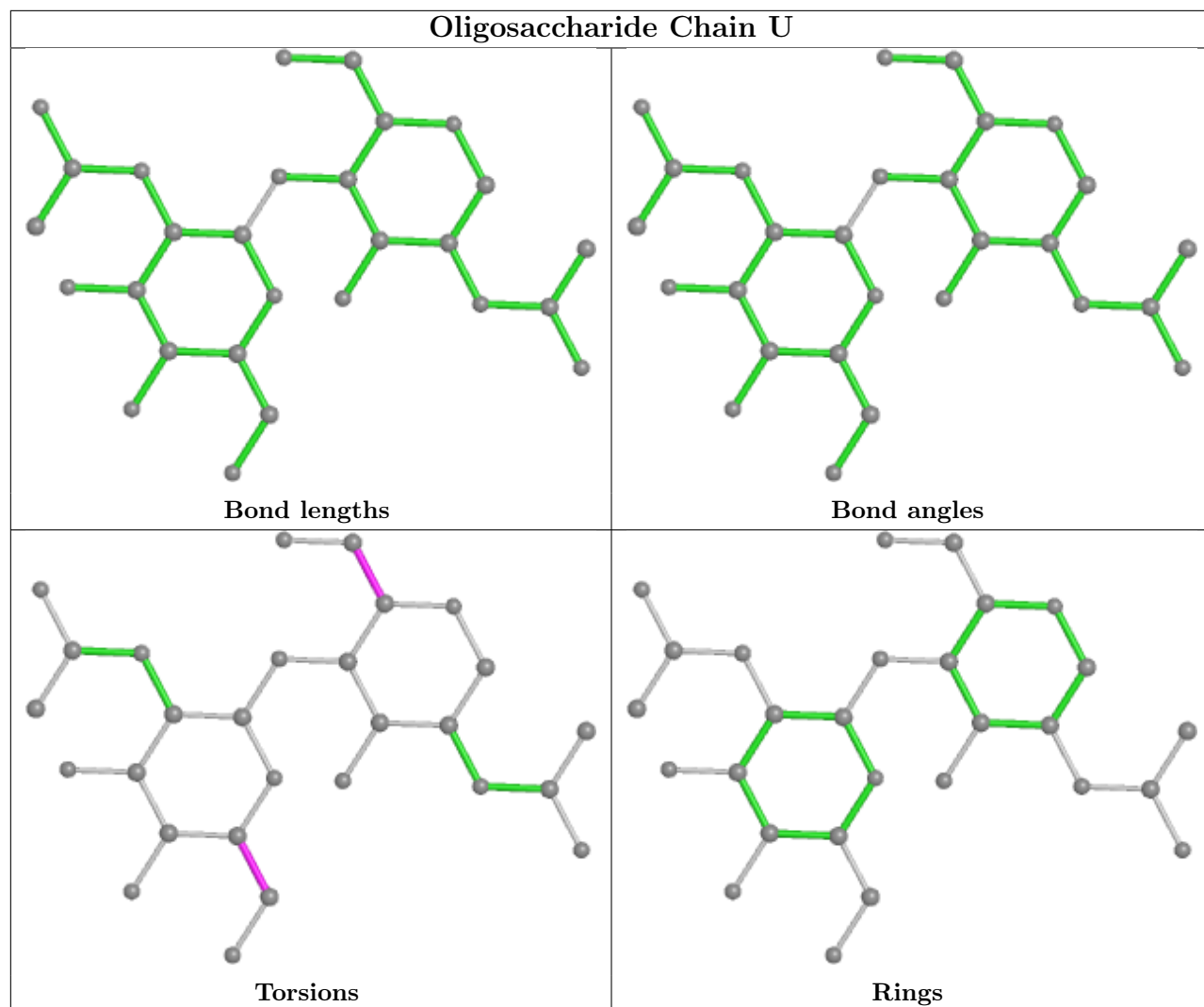


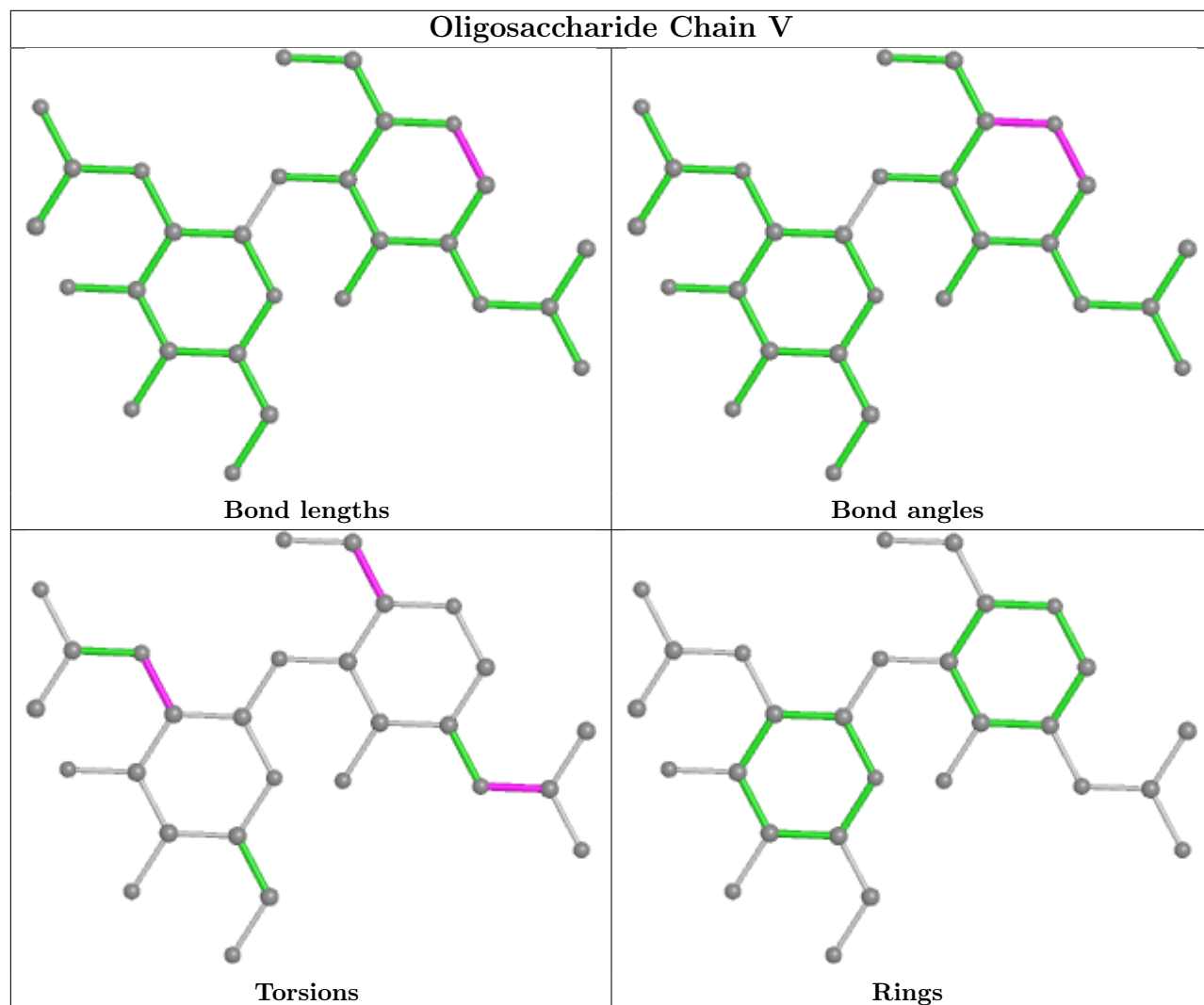


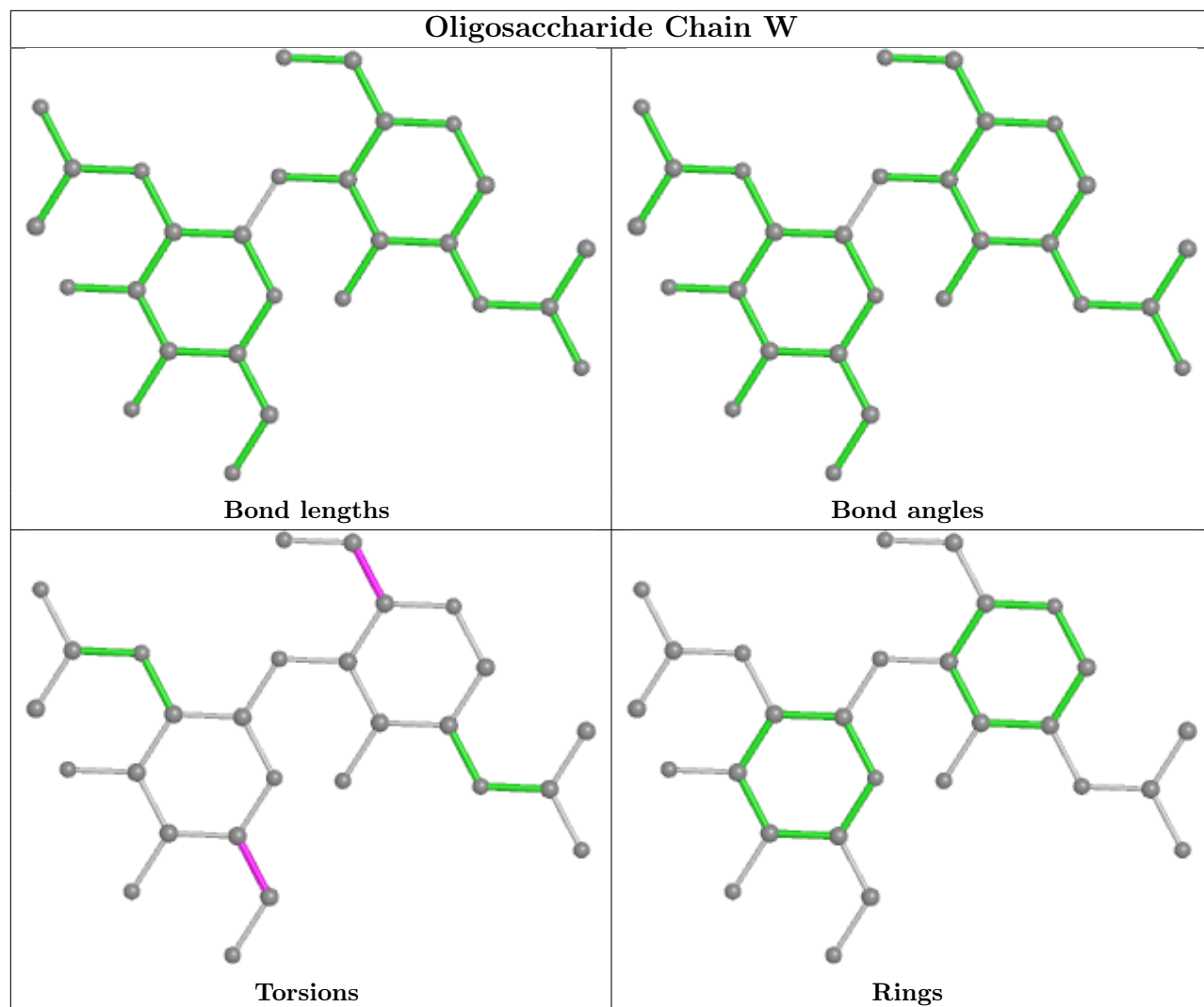


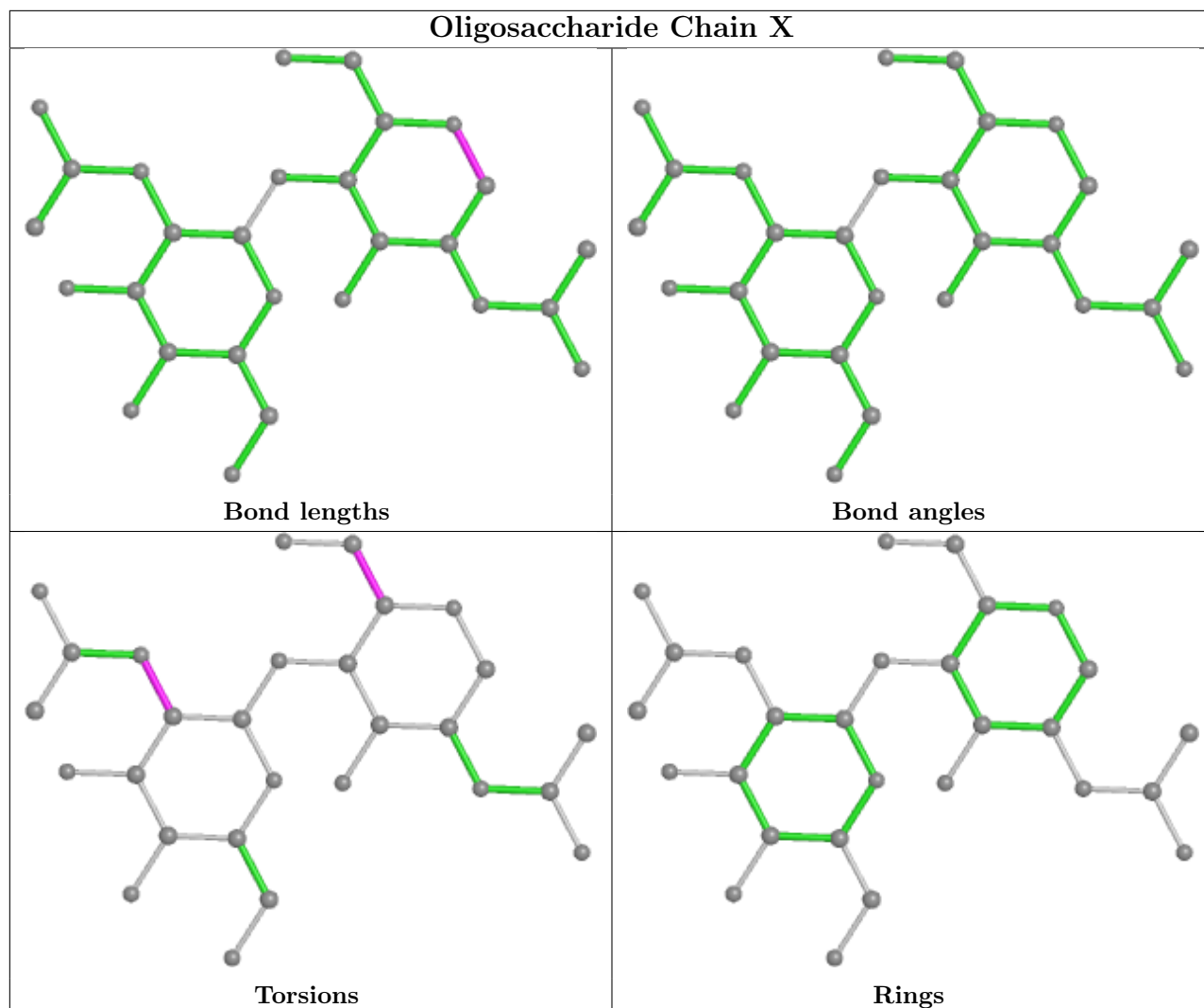












5.6 Ligand geometry [i](#)

21 ligands are modelled in this entry.

In the following table, the Counts columns list the number of bonds (or angles) for which Mogul statistics could be retrieved, the number of bonds (or angles) that are observed in the model and the number of bonds (or angles) that are defined in the Chemical Component Dictionary. The Link column lists molecule types, if any, to which the group is linked. The Z score for a bond length (or angle) is the number of standard deviations the observed value is removed from the expected value. A bond length (or angle) with $|Z| > 2$ is considered an outlier worth inspection. RMSZ is the root-mean-square of all Z scores of the bond lengths (or angles).

Mol	Type	Chain	Res	Link	Bond lengths			Bond angles		
					Counts	RMSZ	# Z > 2	Counts	RMSZ	# Z > 2
3	NAG	A	1304	1	14,14,15	0.51	0	17,19,21	0.43	0
3	NAG	B	1307	1	14,14,15	0.40	0	17,19,21	0.95	1 (5%)
3	NAG	B	1305	1	14,14,15	0.47	0	17,19,21	0.43	0

Mol	Type	Chain	Res	Link	Bond lengths			Bond angles		
					Counts	RMSZ	# Z > 2	Counts	RMSZ	# Z > 2
3	NAG	A	1303	1	14,14,15	0.21	0	17,19,21	0.38	0
3	NAG	A	1306	1	14,14,15	0.38	0	17,19,21	0.54	0
3	NAG	C	1301	1	14,14,15	0.22	0	17,19,21	0.43	0
3	NAG	B	1303	1	14,14,15	0.18	0	17,19,21	0.49	0
3	NAG	A	1305	1	14,14,15	0.63	1 (7%)	17,19,21	0.94	2 (11%)
3	NAG	A	1307	1	14,14,15	0.39	0	17,19,21	0.44	0
3	NAG	B	1302	1	14,14,15	0.21	0	17,19,21	0.44	0
3	NAG	B	1301	1	14,14,15	0.38	0	17,19,21	0.45	0
3	NAG	B	1304	1	14,14,15	0.18	0	17,19,21	0.41	0
3	NAG	C	1303	1	14,14,15	0.18	0	17,19,21	0.40	0
3	NAG	C	1306	1	14,14,15	0.39	0	17,19,21	1.01	3 (17%)
3	NAG	C	1302	1	14,14,15	0.23	0	17,19,21	0.42	0
3	NAG	A	1302	1	14,14,15	0.15	0	17,19,21	0.45	0
3	NAG	B	1306	1	14,14,15	0.57	0	17,19,21	0.95	2 (11%)
3	NAG	C	1307	1	14,14,15	0.37	0	17,19,21	0.42	0
3	NAG	A	1301	1	14,14,15	0.24	0	17,19,21	0.42	0
3	NAG	C	1304	1	14,14,15	0.55	0	17,19,21	1.00	2 (11%)
3	NAG	C	1305	1	14,14,15	0.27	0	17,19,21	0.58	0

In the following table, the Chirals column lists the number of chiral outliers, the number of chiral centers analysed, the number of these observed in the model and the number defined in the Chemical Component Dictionary. Similar counts are reported in the Torsion and Rings columns. '2' means no outliers of that kind were identified.

Mol	Type	Chain	Res	Link	Chirals	Torsions	Rings
3	NAG	A	1304	1	-	0/6/23/26	0/1/1/1
3	NAG	B	1307	1	-	3/6/23/26	0/1/1/1
3	NAG	B	1305	1	-	0/6/23/26	0/1/1/1
3	NAG	A	1303	1	-	2/6/23/26	0/1/1/1
3	NAG	A	1306	1	-	0/6/23/26	0/1/1/1
3	NAG	C	1301	1	-	2/6/23/26	0/1/1/1
3	NAG	B	1303	1	-	4/6/23/26	0/1/1/1
3	NAG	A	1305	1	-	2/6/23/26	0/1/1/1
3	NAG	A	1307	1	-	2/6/23/26	0/1/1/1
3	NAG	B	1302	1	-	2/6/23/26	0/1/1/1
3	NAG	B	1301	1	-	2/6/23/26	0/1/1/1
3	NAG	B	1304	1	-	2/6/23/26	0/1/1/1
3	NAG	C	1303	1	-	2/6/23/26	0/1/1/1
3	NAG	C	1306	1	-	4/6/23/26	0/1/1/1

Continued on next page...

Continued from previous page...

Mol	Type	Chain	Res	Link	Chirals	Torsions	Rings
3	NAG	C	1302	1	-	4/6/23/26	0/1/1/1
3	NAG	A	1302	1	-	4/6/23/26	0/1/1/1
3	NAG	B	1306	1	-	2/6/23/26	0/1/1/1
3	NAG	C	1307	1	-	0/6/23/26	0/1/1/1
3	NAG	A	1301	1	-	2/6/23/26	0/1/1/1
3	NAG	C	1304	1	-	2/6/23/26	0/1/1/1
3	NAG	C	1305	1	-	3/6/23/26	0/1/1/1

All (1) bond length outliers are listed below:

Mol	Chain	Res	Type	Atoms	Z	Observed(Å)	Ideal(Å)
3	A	1305	NAG	O5-C1	-2.16	1.40	1.43

All (10) bond angle outliers are listed below:

Mol	Chain	Res	Type	Atoms	Z	Observed(°)	Ideal(°)
3	C	1304	NAG	C1-O5-C5	2.98	116.24	112.19
3	B	1307	NAG	C1-C2-N2	2.89	115.43	110.49
3	B	1306	NAG	C1-O5-C5	2.65	115.79	112.19
3	A	1305	NAG	C1-O5-C5	2.54	115.63	112.19
3	B	1306	NAG	C3-C4-C5	2.21	114.19	110.24
3	C	1306	NAG	C1-C2-N2	2.19	114.23	110.49
3	C	1304	NAG	C3-C4-C5	2.19	114.14	110.24
3	A	1305	NAG	C3-C4-C5	2.18	114.13	110.24
3	C	1306	NAG	O5-C1-C2	2.15	114.67	111.29
3	C	1306	NAG	C2-N2-C7	2.04	125.81	122.90

There are no chirality outliers.

All (44) torsion outliers are listed below:

Mol	Chain	Res	Type	Atoms
3	C	1306	NAG	C8-C7-N2-C2
3	C	1306	NAG	O7-C7-N2-C2
3	B	1307	NAG	C1-C2-N2-C7
3	B	1307	NAG	C8-C7-N2-C2
3	B	1307	NAG	O7-C7-N2-C2
3	A	1303	NAG	O5-C5-C6-O6
3	B	1302	NAG	O5-C5-C6-O6
3	A	1305	NAG	O5-C5-C6-O6
3	B	1306	NAG	O5-C5-C6-O6

Continued on next page...

Continued from previous page...

Mol	Chain	Res	Type	Atoms
3	C	1303	NAG	O5-C5-C6-O6
3	A	1301	NAG	O5-C5-C6-O6
3	C	1305	NAG	O5-C5-C6-O6
3	C	1301	NAG	O5-C5-C6-O6
3	A	1305	NAG	C4-C5-C6-O6
3	C	1304	NAG	O5-C5-C6-O6
3	B	1304	NAG	O5-C5-C6-O6
3	C	1303	NAG	C4-C5-C6-O6
3	C	1305	NAG	C4-C5-C6-O6
3	B	1306	NAG	C4-C5-C6-O6
3	A	1303	NAG	C4-C5-C6-O6
3	A	1302	NAG	O5-C5-C6-O6
3	B	1302	NAG	C4-C5-C6-O6
3	C	1301	NAG	C4-C5-C6-O6
3	A	1301	NAG	C4-C5-C6-O6
3	A	1302	NAG	C4-C5-C6-O6
3	B	1304	NAG	C4-C5-C6-O6
3	C	1302	NAG	C8-C7-N2-C2
3	C	1302	NAG	O7-C7-N2-C2
3	A	1302	NAG	C8-C7-N2-C2
3	A	1302	NAG	O7-C7-N2-C2
3	B	1303	NAG	C8-C7-N2-C2
3	B	1303	NAG	O7-C7-N2-C2
3	C	1304	NAG	C4-C5-C6-O6
3	C	1302	NAG	O5-C5-C6-O6
3	C	1302	NAG	C4-C5-C6-O6
3	B	1301	NAG	C1-C2-N2-C7
3	A	1307	NAG	C1-C2-N2-C7
3	C	1306	NAG	C3-C2-N2-C7
3	C	1306	NAG	C1-C2-N2-C7
3	C	1305	NAG	C3-C2-N2-C7
3	B	1303	NAG	C4-C5-C6-O6
3	B	1303	NAG	O5-C5-C6-O6
3	A	1307	NAG	C3-C2-N2-C7
3	B	1301	NAG	C3-C2-N2-C7

There are no ring outliers.

3 monomers are involved in 4 short contacts:

Mol	Chain	Res	Type	Clashes	Symm-Clashes
3	B	1305	NAG	1	0
3	C	1306	NAG	2	0

Continued on next page...

Continued from previous page...

Mol	Chain	Res	Type	Clashes	Symm-Clashes
3	C	1307	NAG	1	0

5.7 Other polymers [i](#)

There are no such residues in this entry.

5.8 Polymer linkage issues [i](#)

There are no chain breaks in this entry.