



Full wwPDB EM Validation Report ⓘ

Oct 13, 2024 – 02:55 AM EDT

PDB ID : 6X6P
EMDB ID : EMD-22078
Title : Characterization of the SARS-CoV-2 S Protein: Biophysical, Biochemical, Structural, and Antigenic Analysis
Authors : Herrera, N.G.; Morano, N.C.; Celikgil, A.; Georgiev, G.I.; Malonis, R.; Lee, J.H.; Tong, K.; Vergnolle, O.; Massimi, A.; Yen, L.Y.; Noble, A.J.; Kopylov, M.; Bonanno, J.B.; Garrett-Thompson, S.C.; Hayes, D.B.; Brenowitz, M.; Garforth, S.J.; Eng, E.T.; Lai, J.R.; Almo, S.C.
Deposited on : 2020-05-28
Resolution : 3.22 Å (reported)
Based on initial model : 6VXX

This is a Full wwPDB EM Validation Report for a publicly released PDB entry.

We welcome your comments at validation@mail.wwpdb.org

A user guide is available at

<https://www.wwpdb.org/validation/2017/EMValidationReportHelp>

with specific help available everywhere you see the ⓘ symbol.

The types of validation reports are described at

<http://www.wwpdb.org/validation/2017/FAQs#types>.

The following versions of software and data (see [references ⓘ](#)) were used in the production of this report:

EMDB validation analysis : 0.0.1.dev113
Mogul : 2022.3.0, CSD as543be (2022)
MolProbity : 4.02b-467
Percentile statistics : 20231227.v01 (using entries in the PDB archive December 27th 2023)
MapQ : 1.9.13
Ideal geometry (proteins) : Engh & Huber (2001)
Ideal geometry (DNA, RNA) : Parkinson et al. (1996)
Validation Pipeline (wwPDB-VP) : 2.39

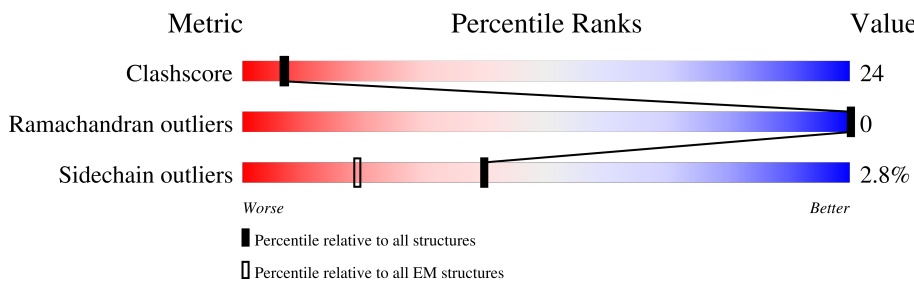
1 Overall quality at a glance i

The following experimental techniques were used to determine the structure:

ELECTRON MICROSCOPY

The reported resolution of this entry is 3.22 Å.

Percentile scores (ranging between 0-100) for global validation metrics of the entry are shown in the following graphic. The table shows the number of entries on which the scores are based.



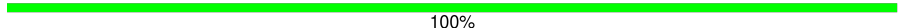



Metric	Whole archive (#Entries)	EM structures (#Entries)
Clashscore	210492	15764
Ramachandran outliers	207382	16835
Sidechain outliers	206894	16415

The table below summarises the geometric issues observed across the polymeric chains and their fit to the map. The red, orange, yellow and green segments of the bar indicate the fraction of residues that contain outliers for ≥ 3 , 2, 1 and 0 types of geometric quality criteria respectively. A grey segment represents the fraction of residues that are not modelled. The numeric value for each fraction is indicated below the corresponding segment, with a dot representing fractions $\leq 5\%$. The upper red bar (where present) indicates the fraction of residues that have poor fit to the EM map (all-atom inclusion $< 40\%$). The numeric value is given above the bar.

Mol	Chain	Length	Quality of chain
1	A	1274	
1	B	1274	
1	C	1274	
2	D	2	
2	E	2	
2	F	2	
2	G	2	

Continued on next page...

Continued from previous page...

Mol	Chain	Length	Quality of chain
2	H	2	 100%
2	I	2	 50% 50%
2	J	2	 50% 50%
2	K	2	 50% 100%
2	L	2	 100%
2	M	2	 50% 50%
2	N	2	 50% 50%
2	O	2	 100%

2 Entry composition i

There are 3 unique types of molecules in this entry. The entry contains 24615 atoms, of which 0 are hydrogens and 0 are deuteriums.

In the tables below, the AltConf column contains the number of residues with at least one atom in alternate conformation and the Trace column contains the number of residues modelled with at most 2 atoms.

- Molecule 1 is a protein called Spike glycoprotein.

Mol	Chain	Residues	Atoms					AltConf	Trace
			Total	C	N	O	S		
1	A	1017	7939	5069	1319	1516	35	0	0
1	B	1017	7939	5069	1319	1516	35	0	0
1	C	1017	7939	5069	1319	1516	35	0	0

There are 255 discrepancies between the modelled and reference sequences:

Chain	Residue	Modelled	Actual	Comment	Reference
A	682	GLY	ARG	engineered mutation	UNP P0DTC2
A	683	SER	ARG	engineered mutation	UNP P0DTC2
A	685	SER	ARG	engineered mutation	UNP P0DTC2
A	986	PRO	LYS	engineered mutation	UNP P0DTC2
A	987	PRO	VAL	engineered mutation	UNP P0DTC2
A	1209	GLY	-	expression tag	UNP P0DTC2
A	1210	SER	-	expression tag	UNP P0DTC2
A	1211	GLY	-	expression tag	UNP P0DTC2
A	1212	TYR	-	expression tag	UNP P0DTC2
A	1213	ILE	-	expression tag	UNP P0DTC2
A	1214	PRO	-	expression tag	UNP P0DTC2
A	1215	GLU	-	expression tag	UNP P0DTC2
A	1216	ALA	-	expression tag	UNP P0DTC2
A	1217	PRO	-	expression tag	UNP P0DTC2
A	1218	ARG	-	expression tag	UNP P0DTC2
A	1219	ASP	-	expression tag	UNP P0DTC2
A	1220	GLY	-	expression tag	UNP P0DTC2
A	1221	GLN	-	expression tag	UNP P0DTC2
A	1222	ALA	-	expression tag	UNP P0DTC2
A	1223	TYR	-	expression tag	UNP P0DTC2
A	1224	VAL	-	expression tag	UNP P0DTC2
A	1225	ARG	-	expression tag	UNP P0DTC2
A	1226	LYS	-	expression tag	UNP P0DTC2
A	1227	ASP	-	expression tag	UNP P0DTC2

Continued on next page...

Continued from previous page...

Chain	Residue	Modelled	Actual	Comment	Reference
A	1228	GLY	-	expression tag	UNP P0DTC2
A	1229	GLU	-	expression tag	UNP P0DTC2
A	1230	TRP	-	expression tag	UNP P0DTC2
A	1231	VAL	-	expression tag	UNP P0DTC2
A	1232	LEU	-	expression tag	UNP P0DTC2
A	1233	LEU	-	expression tag	UNP P0DTC2
A	1234	SER	-	expression tag	UNP P0DTC2
A	1235	THR	-	expression tag	UNP P0DTC2
A	1236	PHE	-	expression tag	UNP P0DTC2
A	1237	LEU	-	expression tag	UNP P0DTC2
A	1238	GLY	-	expression tag	UNP P0DTC2
A	1239	ARG	-	expression tag	UNP P0DTC2
A	1240	SER	-	expression tag	UNP P0DTC2
A	1241	LEU	-	expression tag	UNP P0DTC2
A	1242	GLU	-	expression tag	UNP P0DTC2
A	1243	VAL	-	expression tag	UNP P0DTC2
A	1244	LEU	-	expression tag	UNP P0DTC2
A	1245	PHE	-	expression tag	UNP P0DTC2
A	1246	GLN	-	expression tag	UNP P0DTC2
A	1247	GLY	-	expression tag	UNP P0DTC2
A	1248	PRO	-	expression tag	UNP P0DTC2
A	1249	GLY	-	expression tag	UNP P0DTC2
A	1250	HIS	-	expression tag	UNP P0DTC2
A	1251	HIS	-	expression tag	UNP P0DTC2
A	1252	HIS	-	expression tag	UNP P0DTC2
A	1253	HIS	-	expression tag	UNP P0DTC2
A	1254	HIS	-	expression tag	UNP P0DTC2
A	1255	HIS	-	expression tag	UNP P0DTC2
A	1256	HIS	-	expression tag	UNP P0DTC2
A	1257	HIS	-	expression tag	UNP P0DTC2
A	1258	SER	-	expression tag	UNP P0DTC2
A	1259	ALA	-	expression tag	UNP P0DTC2
A	1260	TRP	-	expression tag	UNP P0DTC2
A	1261	SER	-	expression tag	UNP P0DTC2
A	1262	HIS	-	expression tag	UNP P0DTC2
A	1263	PRO	-	expression tag	UNP P0DTC2
A	1264	GLN	-	expression tag	UNP P0DTC2
A	1265	PHE	-	expression tag	UNP P0DTC2
A	1266	GLU	-	expression tag	UNP P0DTC2
A	1267	LYS	-	expression tag	UNP P0DTC2
A	1268	GLY	-	expression tag	UNP P0DTC2
A	1269	GLY	-	expression tag	UNP P0DTC2

Continued on next page...

Continued from previous page...

Chain	Residue	Modelled	Actual	Comment	Reference
A	1270	GLY	-	expression tag	UNP P0DTC2
A	1271	SER	-	expression tag	UNP P0DTC2
A	1272	GLY	-	expression tag	UNP P0DTC2
A	1273	GLY	-	expression tag	UNP P0DTC2
A	1274	GLY	-	expression tag	UNP P0DTC2
A	1275	GLY	-	expression tag	UNP P0DTC2
A	1276	SER	-	expression tag	UNP P0DTC2
A	1277	GLY	-	expression tag	UNP P0DTC2
A	1278	GLY	-	expression tag	UNP P0DTC2
A	1279	SER	-	expression tag	UNP P0DTC2
A	1280	ALA	-	expression tag	UNP P0DTC2
A	1281	TRP	-	expression tag	UNP P0DTC2
A	1282	SER	-	expression tag	UNP P0DTC2
A	1283	HIS	-	expression tag	UNP P0DTC2
A	1284	PRO	-	expression tag	UNP P0DTC2
A	1285	GLN	-	expression tag	UNP P0DTC2
A	1286	PHE	-	expression tag	UNP P0DTC2
A	1287	GLU	-	expression tag	UNP P0DTC2
A	1288	LYS	-	expression tag	UNP P0DTC2
B	682	GLY	ARG	engineered mutation	UNP P0DTC2
B	683	SER	ARG	engineered mutation	UNP P0DTC2
B	685	SER	ARG	engineered mutation	UNP P0DTC2
B	986	PRO	LYS	engineered mutation	UNP P0DTC2
B	987	PRO	VAL	engineered mutation	UNP P0DTC2
B	1209	GLY	-	expression tag	UNP P0DTC2
B	1210	SER	-	expression tag	UNP P0DTC2
B	1211	GLY	-	expression tag	UNP P0DTC2
B	1212	TYR	-	expression tag	UNP P0DTC2
B	1213	ILE	-	expression tag	UNP P0DTC2
B	1214	PRO	-	expression tag	UNP P0DTC2
B	1215	GLU	-	expression tag	UNP P0DTC2
B	1216	ALA	-	expression tag	UNP P0DTC2
B	1217	PRO	-	expression tag	UNP P0DTC2
B	1218	ARG	-	expression tag	UNP P0DTC2
B	1219	ASP	-	expression tag	UNP P0DTC2
B	1220	GLY	-	expression tag	UNP P0DTC2
B	1221	GLN	-	expression tag	UNP P0DTC2
B	1222	ALA	-	expression tag	UNP P0DTC2
B	1223	TYR	-	expression tag	UNP P0DTC2
B	1224	VAL	-	expression tag	UNP P0DTC2
B	1225	ARG	-	expression tag	UNP P0DTC2
B	1226	LYS	-	expression tag	UNP P0DTC2

Continued on next page...

Continued from previous page...

Chain	Residue	Modelled	Actual	Comment	Reference
B	1227	ASP	-	expression tag	UNP P0DTC2
B	1228	GLY	-	expression tag	UNP P0DTC2
B	1229	GLU	-	expression tag	UNP P0DTC2
B	1230	TRP	-	expression tag	UNP P0DTC2
B	1231	VAL	-	expression tag	UNP P0DTC2
B	1232	LEU	-	expression tag	UNP P0DTC2
B	1233	LEU	-	expression tag	UNP P0DTC2
B	1234	SER	-	expression tag	UNP P0DTC2
B	1235	THR	-	expression tag	UNP P0DTC2
B	1236	PHE	-	expression tag	UNP P0DTC2
B	1237	LEU	-	expression tag	UNP P0DTC2
B	1238	GLY	-	expression tag	UNP P0DTC2
B	1239	ARG	-	expression tag	UNP P0DTC2
B	1240	SER	-	expression tag	UNP P0DTC2
B	1241	LEU	-	expression tag	UNP P0DTC2
B	1242	GLU	-	expression tag	UNP P0DTC2
B	1243	VAL	-	expression tag	UNP P0DTC2
B	1244	LEU	-	expression tag	UNP P0DTC2
B	1245	PHE	-	expression tag	UNP P0DTC2
B	1246	GLN	-	expression tag	UNP P0DTC2
B	1247	GLY	-	expression tag	UNP P0DTC2
B	1248	PRO	-	expression tag	UNP P0DTC2
B	1249	GLY	-	expression tag	UNP P0DTC2
B	1250	HIS	-	expression tag	UNP P0DTC2
B	1251	HIS	-	expression tag	UNP P0DTC2
B	1252	HIS	-	expression tag	UNP P0DTC2
B	1253	HIS	-	expression tag	UNP P0DTC2
B	1254	HIS	-	expression tag	UNP P0DTC2
B	1255	HIS	-	expression tag	UNP P0DTC2
B	1256	HIS	-	expression tag	UNP P0DTC2
B	1257	HIS	-	expression tag	UNP P0DTC2
B	1258	SER	-	expression tag	UNP P0DTC2
B	1259	ALA	-	expression tag	UNP P0DTC2
B	1260	TRP	-	expression tag	UNP P0DTC2
B	1261	SER	-	expression tag	UNP P0DTC2
B	1262	HIS	-	expression tag	UNP P0DTC2
B	1263	PRO	-	expression tag	UNP P0DTC2
B	1264	GLN	-	expression tag	UNP P0DTC2
B	1265	PHE	-	expression tag	UNP P0DTC2
B	1266	GLU	-	expression tag	UNP P0DTC2
B	1267	LYS	-	expression tag	UNP P0DTC2
B	1268	GLY	-	expression tag	UNP P0DTC2

Continued on next page...

Continued from previous page...

Chain	Residue	Modelled	Actual	Comment	Reference
B	1269	GLY	-	expression tag	UNP P0DTC2
B	1270	GLY	-	expression tag	UNP P0DTC2
B	1271	SER	-	expression tag	UNP P0DTC2
B	1272	GLY	-	expression tag	UNP P0DTC2
B	1273	GLY	-	expression tag	UNP P0DTC2
B	1274	GLY	-	expression tag	UNP P0DTC2
B	1275	GLY	-	expression tag	UNP P0DTC2
B	1276	SER	-	expression tag	UNP P0DTC2
B	1277	GLY	-	expression tag	UNP P0DTC2
B	1278	GLY	-	expression tag	UNP P0DTC2
B	1279	SER	-	expression tag	UNP P0DTC2
B	1280	ALA	-	expression tag	UNP P0DTC2
B	1281	TRP	-	expression tag	UNP P0DTC2
B	1282	SER	-	expression tag	UNP P0DTC2
B	1283	HIS	-	expression tag	UNP P0DTC2
B	1284	PRO	-	expression tag	UNP P0DTC2
B	1285	GLN	-	expression tag	UNP P0DTC2
B	1286	PHE	-	expression tag	UNP P0DTC2
B	1287	GLU	-	expression tag	UNP P0DTC2
B	1288	LYS	-	expression tag	UNP P0DTC2
C	682	GLY	ARG	engineered mutation	UNP P0DTC2
C	683	SER	ARG	engineered mutation	UNP P0DTC2
C	685	SER	ARG	engineered mutation	UNP P0DTC2
C	986	PRO	LYS	engineered mutation	UNP P0DTC2
C	987	PRO	VAL	engineered mutation	UNP P0DTC2
C	1209	GLY	-	expression tag	UNP P0DTC2
C	1210	SER	-	expression tag	UNP P0DTC2
C	1211	GLY	-	expression tag	UNP P0DTC2
C	1212	TYR	-	expression tag	UNP P0DTC2
C	1213	ILE	-	expression tag	UNP P0DTC2
C	1214	PRO	-	expression tag	UNP P0DTC2
C	1215	GLU	-	expression tag	UNP P0DTC2
C	1216	ALA	-	expression tag	UNP P0DTC2
C	1217	PRO	-	expression tag	UNP P0DTC2
C	1218	ARG	-	expression tag	UNP P0DTC2
C	1219	ASP	-	expression tag	UNP P0DTC2
C	1220	GLY	-	expression tag	UNP P0DTC2
C	1221	GLN	-	expression tag	UNP P0DTC2
C	1222	ALA	-	expression tag	UNP P0DTC2
C	1223	TYR	-	expression tag	UNP P0DTC2
C	1224	VAL	-	expression tag	UNP P0DTC2
C	1225	ARG	-	expression tag	UNP P0DTC2

Continued on next page...

Continued from previous page...

Chain	Residue	Modelled	Actual	Comment	Reference
C	1226	LYS	-	expression tag	UNP P0DTC2
C	1227	ASP	-	expression tag	UNP P0DTC2
C	1228	GLY	-	expression tag	UNP P0DTC2
C	1229	GLU	-	expression tag	UNP P0DTC2
C	1230	TRP	-	expression tag	UNP P0DTC2
C	1231	VAL	-	expression tag	UNP P0DTC2
C	1232	LEU	-	expression tag	UNP P0DTC2
C	1233	LEU	-	expression tag	UNP P0DTC2
C	1234	SER	-	expression tag	UNP P0DTC2
C	1235	THR	-	expression tag	UNP P0DTC2
C	1236	PHE	-	expression tag	UNP P0DTC2
C	1237	LEU	-	expression tag	UNP P0DTC2
C	1238	GLY	-	expression tag	UNP P0DTC2
C	1239	ARG	-	expression tag	UNP P0DTC2
C	1240	SER	-	expression tag	UNP P0DTC2
C	1241	LEU	-	expression tag	UNP P0DTC2
C	1242	GLU	-	expression tag	UNP P0DTC2
C	1243	VAL	-	expression tag	UNP P0DTC2
C	1244	LEU	-	expression tag	UNP P0DTC2
C	1245	PHE	-	expression tag	UNP P0DTC2
C	1246	GLN	-	expression tag	UNP P0DTC2
C	1247	GLY	-	expression tag	UNP P0DTC2
C	1248	PRO	-	expression tag	UNP P0DTC2
C	1249	GLY	-	expression tag	UNP P0DTC2
C	1250	HIS	-	expression tag	UNP P0DTC2
C	1251	HIS	-	expression tag	UNP P0DTC2
C	1252	HIS	-	expression tag	UNP P0DTC2
C	1253	HIS	-	expression tag	UNP P0DTC2
C	1254	HIS	-	expression tag	UNP P0DTC2
C	1255	HIS	-	expression tag	UNP P0DTC2
C	1256	HIS	-	expression tag	UNP P0DTC2
C	1257	HIS	-	expression tag	UNP P0DTC2
C	1258	SER	-	expression tag	UNP P0DTC2
C	1259	ALA	-	expression tag	UNP P0DTC2
C	1260	TRP	-	expression tag	UNP P0DTC2
C	1261	SER	-	expression tag	UNP P0DTC2
C	1262	HIS	-	expression tag	UNP P0DTC2
C	1263	PRO	-	expression tag	UNP P0DTC2
C	1264	GLN	-	expression tag	UNP P0DTC2
C	1265	PHE	-	expression tag	UNP P0DTC2
C	1266	GLU	-	expression tag	UNP P0DTC2
C	1267	LYS	-	expression tag	UNP P0DTC2

Continued on next page...

Continued from previous page...

Chain	Residue	Modelled	Actual	Comment	Reference
C	1268	GLY	-	expression tag	UNP P0DTC2
C	1269	GLY	-	expression tag	UNP P0DTC2
C	1270	GLY	-	expression tag	UNP P0DTC2
C	1271	SER	-	expression tag	UNP P0DTC2
C	1272	GLY	-	expression tag	UNP P0DTC2
C	1273	GLY	-	expression tag	UNP P0DTC2
C	1274	GLY	-	expression tag	UNP P0DTC2
C	1275	GLY	-	expression tag	UNP P0DTC2
C	1276	SER	-	expression tag	UNP P0DTC2
C	1277	GLY	-	expression tag	UNP P0DTC2
C	1278	GLY	-	expression tag	UNP P0DTC2
C	1279	SER	-	expression tag	UNP P0DTC2
C	1280	ALA	-	expression tag	UNP P0DTC2
C	1281	TRP	-	expression tag	UNP P0DTC2
C	1282	SER	-	expression tag	UNP P0DTC2
C	1283	HIS	-	expression tag	UNP P0DTC2
C	1284	PRO	-	expression tag	UNP P0DTC2
C	1285	GLN	-	expression tag	UNP P0DTC2
C	1286	PHE	-	expression tag	UNP P0DTC2
C	1287	GLU	-	expression tag	UNP P0DTC2
C	1288	LYS	-	expression tag	UNP P0DTC2

- Molecule 2 is an oligosaccharide called 2-acetamido-2-deoxy-beta-D-glucopyranose-(1-4)-2-acetamido-2-deoxy-beta-D-glucopyranose.



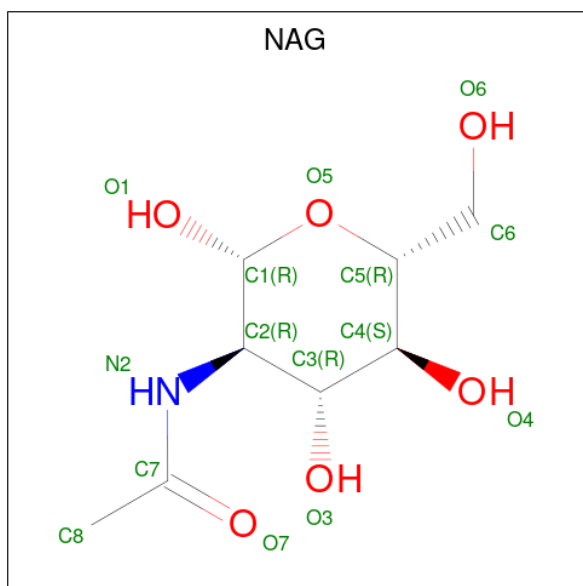
Mol	Chain	Residues	Atoms				AltConf	Trace
			Total	C	N	O		
2	D	2	28	16	2	10	0	0
2	E	2	28	16	2	10	0	0
2	F	2	28	16	2	10	0	0
2	G	2	28	16	2	10	0	0
2	H	2	28	16	2	10	0	0
2	I	2	28	16	2	10	0	0

Continued on next page...

Continued from previous page...

Mol	Chain	Residues	Atoms				AltConf	Trace
			Total	C	N	O		
2	J	2	Total 28	C 16	N 2	O 10	0	0
2	K	2	Total 28	C 16	N 2	O 10	0	0
2	L	2	Total 28	C 16	N 2	O 10	0	0
2	M	2	Total 28	C 16	N 2	O 10	0	0
2	N	2	Total 28	C 16	N 2	O 10	0	0
2	O	2	Total 28	C 16	N 2	O 10	0	0

- Molecule 3 is 2-acetamido-2-deoxy-beta-D-glucopyranose (three-letter code: NAG) (formula: $C_8H_{15}NO_6$).



Mol	Chain	Residues	Atoms				AltConf
			Total	C	N	O	
3	A	1	Total 14	C 8	N 1	O 5	0
3	A	1	Total 14	C 8	N 1	O 5	0
3	A	1	Total 14	C 8	N 1	O 5	0
3	A	1	Total 14	C 8	N 1	O 5	0
3	A	1	Total 14	C 8	N 1	O 5	0

Continued on next page...

Continued from previous page...

Mol	Chain	Residues	Atoms				AltConf
			Total	C	N	O	
3	A	1	Total 14	C 8	N 1	O 5	0
3	A	1	Total 14	C 8	N 1	O 5	0
3	A	1	Total 14	C 8	N 1	O 5	0
3	A	1	Total 14	C 8	N 1	O 5	0
3	A	1	Total 14	C 8	N 1	O 5	0
3	A	1	Total 14	C 8	N 1	O 5	0
3	B	1	Total 14	C 8	N 1	O 5	0
3	B	1	Total 14	C 8	N 1	O 5	0
3	B	1	Total 14	C 8	N 1	O 5	0
3	B	1	Total 14	C 8	N 1	O 5	0
3	B	1	Total 14	C 8	N 1	O 5	0
3	B	1	Total 14	C 8	N 1	O 5	0
3	B	1	Total 14	C 8	N 1	O 5	0
3	B	1	Total 14	C 8	N 1	O 5	0
3	B	1	Total 14	C 8	N 1	O 5	0
3	B	1	Total 14	C 8	N 1	O 5	0
3	B	1	Total 14	C 8	N 1	O 5	0
3	C	1	Total 14	C 8	N 1	O 5	0
3	C	1	Total 14	C 8	N 1	O 5	0
3	C	1	Total 14	C 8	N 1	O 5	0
3	C	1	Total 14	C 8	N 1	O 5	0

Continued on next page...

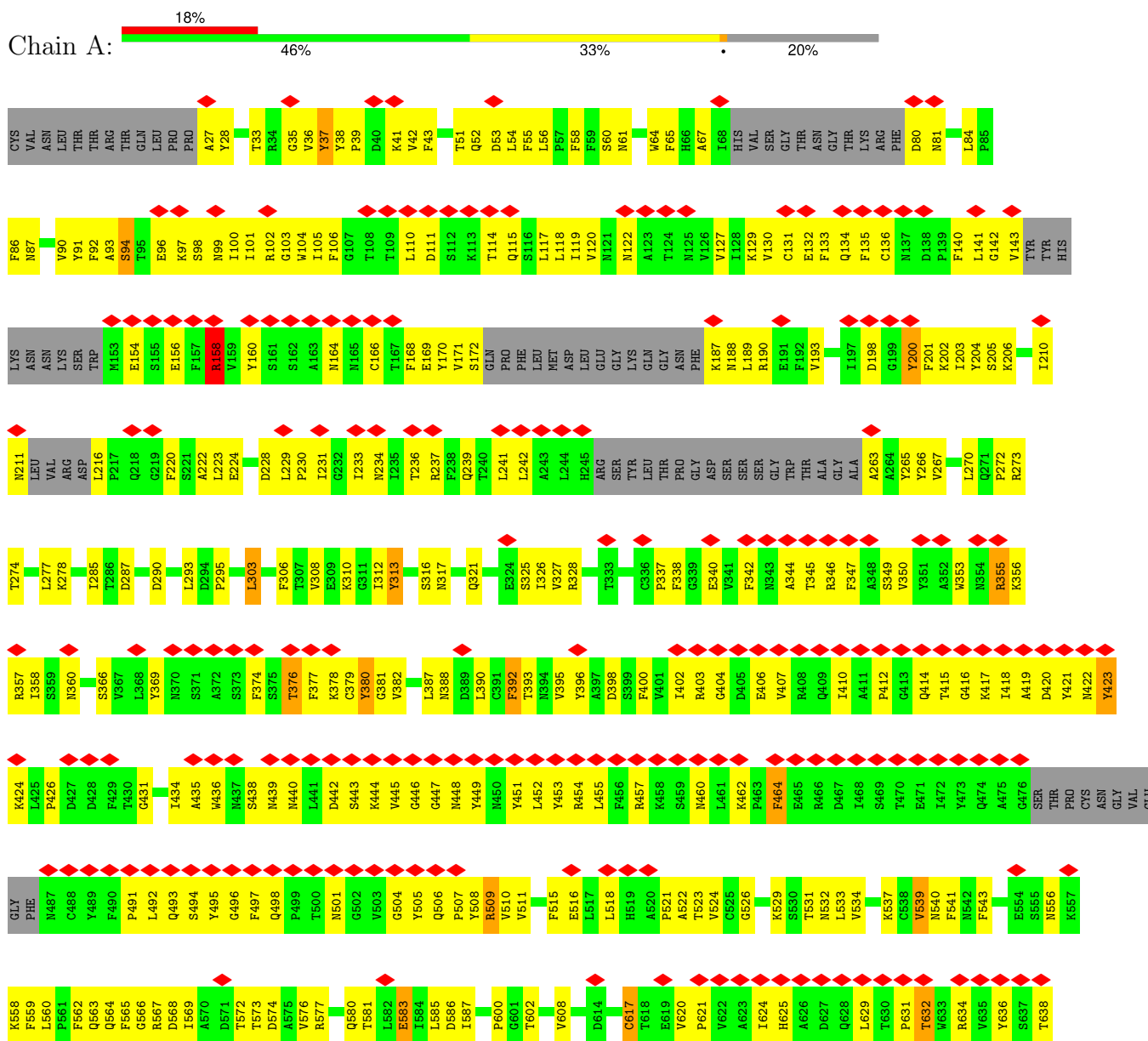
Continued from previous page...

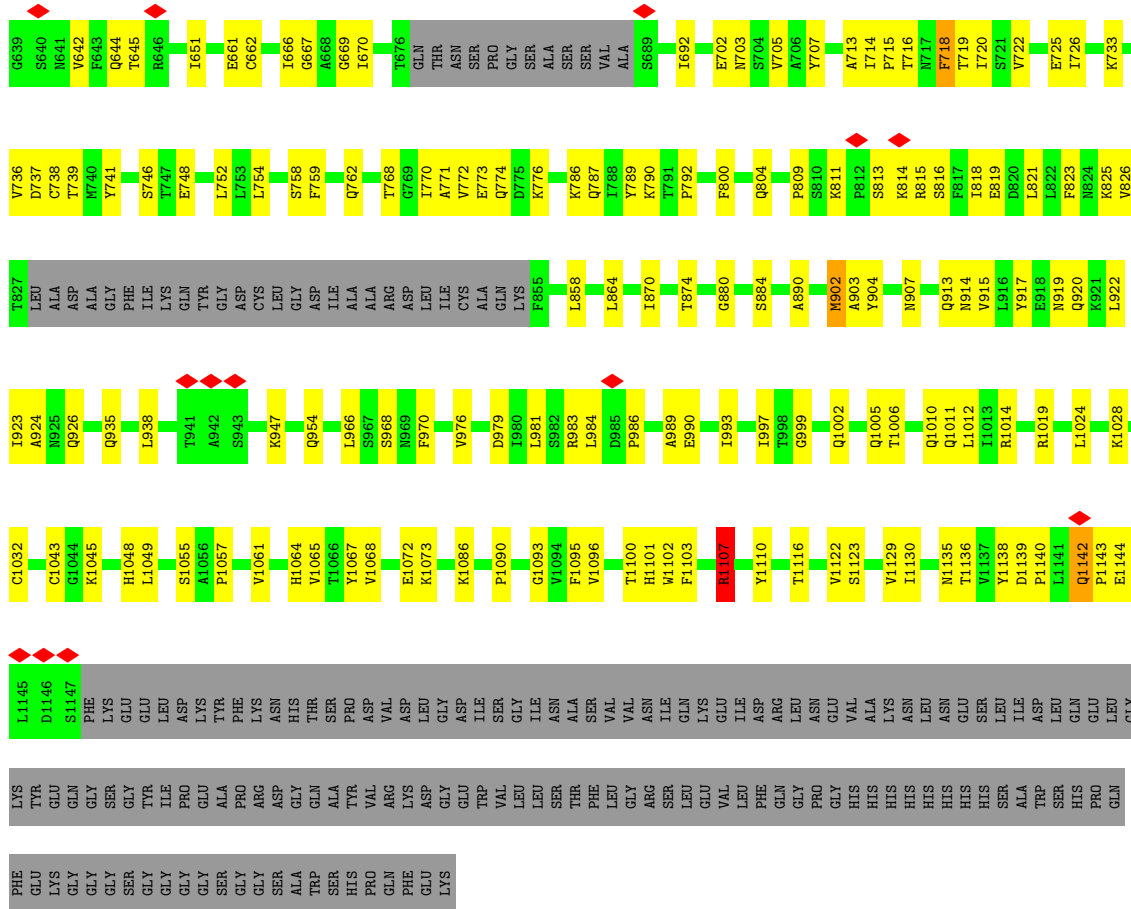
Mol	Chain	Residues	Atoms				AltConf
			Total	C	N	O	
3	C	1	Total 14	8	1	5	0
3	C	1	Total 14	8	1	5	0
3	C	1	Total 14	8	1	5	0
3	C	1	Total 14	8	1	5	0
3	C	1	Total 14	8	1	5	0
3	C	1	Total 14	8	1	5	0
3	C	1	Total 14	8	1	5	0

3 Residue-property plots

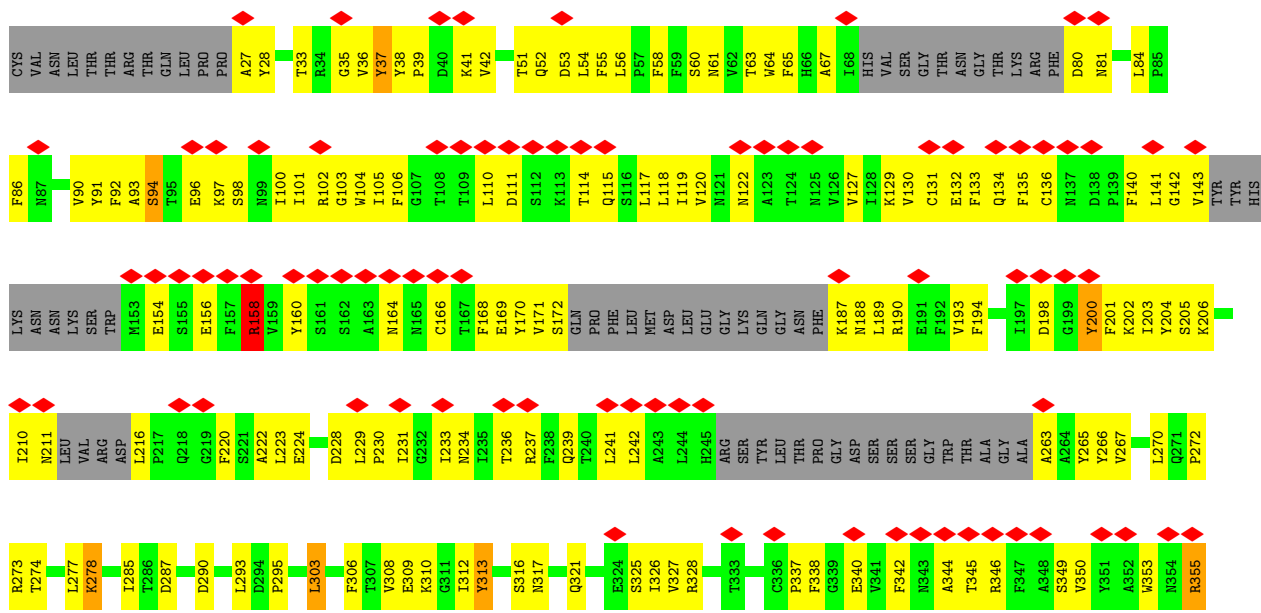
These plots are drawn for all protein, RNA, DNA and oligosaccharide chains in the entry. The first graphic for a chain summarises the proportions of the various outlier classes displayed in the second graphic. The second graphic shows the sequence view annotated by issues in geometry and atom inclusion in map density. Residues are color-coded according to the number of geometric quality criteria for which they contain at least one outlier: green = 0, yellow = 1, orange = 2 and red = 3 or more. A red diamond above a residue indicates a poor fit to the EM map for this residue (all-atom inclusion < 40%). Stretches of 2 or more consecutive residues without any outlier are shown as a green connector. Residues present in the sample, but not in the model, are shown in grey.

• Molecule 1: Spike glycoprotein





• Molecule 1: Spike glycoprotein



HIS	R273	◆
LYS	N211	◆
ASN	LEU	◆
ASN	VAL	◆
LYS	ARG	◆
SER	ASP	◆
TRP	M153	◆
	E154	◆
	E155	◆
	E156	◆
	F157	◆
	R158	◆
	V159	◆
	Y160	◆
	F374	◆
	D228	◆
	L229	◆
	P230	◆
	I231	◆
	G232	◆
	I233	◆
	N234	◆
	I235	◆
	T236	◆
	E169	◆
	F170	◆
	V171	◆
	S172	◆
	GLN	◆
	PRO	◆
	PHE	◆
	LEU	◆
	LEU	◆
	MET	◆
	ASP	◆
	LEU	◆
	GLU	◆
	SER	◆
	GLY	◆
	LYS	◆
	GLN	◆
	GLY	◆
	GLY	◆
	ASN	◆
	PHE	◆
	K187	◆
	N188	◆
	L189	◆
	R190	◆
	E191	◆
	F192	◆
	V193	◆
	I197	◆
	D198	◆
	G199	◆
	A264	◆
	Y265	◆
	Y266	◆
	V267	◆
	L270	◆
	Q271	◆
	R201	◆
	K202	◆
	Y204	◆
	S205	◆
	Q206	◆
	R273	◆
	T274	◆
	L277	◆
	K278	◆
	E281	◆
	I285	◆
	T286	◆
	D287	◆
	D290	◆
	P295	◆
	S221	◆
	L223	◆
	E224	◆
	L303	◆
	F306	◆
	T307	◆
	V308	◆
	E309	◆
	K310	◆
	G311	◆
	I312	◆
	Y313	◆
	S316	◆
	N317	◆
	D389	◆
	L390	◆
	C391	◆
	F392	◆
	N394	◆
	V395	◆
	Y396	◆
	A397	◆
	D398	◆
	S399	◆
	F401	◆
	I402	◆
	R403	◆
	G404	◆
	D405	◆
	E406	◆
	V407	◆
	R408	◆
	Q409	◆
	I410	◆
	A411	◆
	A348	◆
	S349	◆
	V350	◆
	Y351	◆
	A352	◆
	W353	◆
	N354	◆
	R355	◆
	Q356	◆
	R357	◆
	I358	◆
	S359	◆
	N360	◆
	C361	◆
	S366	◆
	V367	◆
	L368	◆
	Y369	◆
	N370	◆
	S371	◆
	A372	◆
	S373	◆
	F374	◆
	S375	◆
	T376	◆
	F377	◆
	K378	◆
	C379	◆
	G381	◆
	V382	◆
	L387	◆
	N388	◆
	D389	◆
	L390	◆
	C391	◆
	F392	◆
	N394	◆
	V395	◆
	Y396	◆
	A397	◆
	D398	◆
	S399	◆
	F401	◆
	I402	◆
	R403	◆
	G404	◆
	D405	◆
	E406	◆
	V407	◆
	R408	◆
	Q409	◆
	I410	◆
	A411	◆
	A348	◆
	S349	◆
	V350	◆
	Y351	◆
	A352	◆
	W353	◆
	N354	◆
	R355	◆
	Q356	◆
	R357	◆
	I358	◆
	S359	◆
	N360	◆
	C361	◆
	S366	◆
	V367	◆
	L368	◆
	Y369	◆
	N370	◆
	S371	◆
	A372	◆
	S373	◆
	F374	◆
	S375	◆
	T376	◆
	F377	◆
	K378	◆
	C379	◆
	G381	◆
	V382	◆
	L387	◆
	N388	◆
	D389	◆
	L390	◆
	C391	◆
	F392	◆
	N394	◆
	V395	◆
	Y396	◆
	A397	◆
	D398	◆
	S399	◆
	F401	◆
	I402	◆
	R403	◆
	G404	◆
	D405	◆
	E406	◆
	V407	◆
	R408	◆
	Q409	◆
	I410	◆
	A411	◆
	A348	◆
	S349	◆
	V350	◆
	Y351	◆
	A352	◆
	W353	◆
	N354	◆
	R355	◆
	Q356	◆
	R357	◆
	I358	◆
	S359	◆
	N360	◆
	C361	◆
	S366	◆
	V367	◆
	L368	◆
	Y369	◆
	N370	◆
	S371	◆
	A372	◆
	S373	◆
	F374	◆
	S375	◆
	T376	◆
	F377	◆
	K378	◆
	C379	◆
	G381	◆
	V382	◆
	L387	◆
	N388	◆
	D389	◆
	L390	◆
	C391	◆
	F392	◆
	N394	◆
	V395	◆
	Y396	◆
	A397	◆
	D398	◆
	S399	◆
	F401	◆
	I402	◆
	R403	◆
	G404	◆
	D405	◆
	E406	◆
	V407	◆
	R408	◆
	Q409	◆
	I410	◆
	A411	◆
	A348	◆
	S349	◆
	V350	◆
	Y351	◆
	A352	◆
	W353	◆
	N354	◆
	R355	◆
	Q356	◆
	R357	◆
	I358	◆
	S359	◆
	N360	◆
	C361	◆
	S366	◆
	V367	◆
	L368	◆
	Y369	◆
	N370	◆
	S371	◆
	A372	◆
	S373	◆
	F374	◆
	S375	◆
	T376	◆
	F377	◆
	K378	◆
	C379	◆
	G381	◆
	V382	◆
	L387	◆
	N388	◆
	D389	◆
	L390	◆
	C391	◆
	F392	◆
	N394	◆
	V395	◆
	Y396	◆
	A397	◆
	D398	◆
	S399	◆
	F401	◆
	I402	◆
	R403	◆
	G404	◆
	D405	◆
	E406	◆
	V407	◆
	R408	◆
	Q409	◆
	I410	◆
	A411	◆
	A348	◆
	S349	◆
	V350	◆
	Y351	◆
	A352	◆
	W353	◆
	N354	◆
	R355	◆
	Q356	◆
	R357	◆
	I358	◆
	S359	◆
	N360	◆
	C361	◆
	S366	◆
	V367	◆
	L368	◆
	Y369	◆
	N370	◆
	S371	◆
	A372	◆
	S373	◆
	F374	◆
	S375	◆
	T376	◆
	F377	◆
	K378	◆
	C379	◆
	G381	◆
	V382	◆
	L387	◆
	N388	◆
	D389	◆
	L390	◆
	C391	◆
	F392	◆
	N394	◆
	V395	◆
	Y396	◆
	A397	◆
	D398	◆
	S399	◆
	F401	◆
	I402	◆
	R403	◆
	G404	◆
	D405	◆
	E406	◆
	V407	◆
	R408	◆
	Q409	◆
	I410	◆
	A411	◆
	A348	◆
	S349	◆
	V350	◆
	Y351	◆
	A352	◆
	W353	◆
	N354	◆
	R355	◆
	Q356	◆
	R357	◆
	I358	◆
	S359	◆
	N360	◆
	C361	◆
	S366	◆
	V367	◆
	L368	◆
	Y369	◆
	N370	◆
	S371	◆
	A372	◆
	S373	◆
	F374	◆
	S375	◆
	T376	◆
	F377	◆
	K378	◆
	C379	◆
	G381	◆
	V382	◆
	L387	◆
	N388	◆
	D389	◆
	L390	◆
	C391	◆
	F392	◆
	N394	◆
	V395	◆
	Y396	◆
	A397	◆
	D398	◆
	S399	◆
	F401	◆
	I402	◆
	R403	◆
	G404	◆
	D405	◆
	E406	◆
	V407	◆
	R408	◆
	Q409	◆
	I410	◆
	A411	◆
	A348	◆
	S349	◆
	V350	◆
	Y351	◆
	A352	◆
	W353	◆
	N354	◆
	R355	◆
	Q356	◆
	R357	◆
	I358	◆
	S359	◆
	N360	◆
	C361	◆
	S366	◆
	V367	◆
	L368	◆
	Y369	◆
	N370	◆
	S371	◆
	A372	◆
	S373	◆
	F374	◆
	S375	◆
	T376	◆
	F377	◆
	K378	◆
	C379	◆
	G381	◆
	V382	◆
	L387	◆
	N388	◆
	D389	◆
	L390	◆
	C391	◆
	F392	◆
	N394	◆
	V395	◆
	Y396	◆
	A397	◆
	D398	◆
	S399	◆
	F401	◆
	I402	◆
	R403	◆
	G404	◆
	D405	◆
	E406	◆
	V407	◆
	R408	◆
	Q409	◆
	I410	◆
	A411	◆
	A348	◆
	S349	◆
	V350	◆
	Y351	◆
	A352	◆
	W353	◆
	N354	◆
	R355	◆
	Q356	◆
	R357	◆
	I358	◆
	S359	◆
	N360	◆
	C361	◆
	S366	◆
	V367	◆
	L368	◆
	Y369	◆
	N370	◆
	S371	◆
	A372	◆
	S373	◆
	F374	◆
	S375	◆
	T376	◆
	F377	◆
	K378	◆
	C379	◆
	G381	◆
	V382	◆
	L387	◆
	N388	◆
	D389	◆
	L390	◆
	C391	◆
	F392	◆
	N394	◆
	V395	◆
	Y396	◆
	A397	◆
	D398	◆
	S399	◆
	F401	◆
	I402	◆
	R403	◆
	G404	◆
	D405	◆
	E406	

LYS
GLY
GLY
GLY
SER
GLY
GLY
GLY
GLY
SER
GLY
GLY
SER
GLY
SER
ALA
TRP
SER
HIS
PRO
GLN
PHE
GLU
LYS

- Molecule 2: 2-acetamido-2-deoxy-beta-D-glucopyranose-(1-4)-2-acetamido-2-deoxy-beta-D-glucopyranose

Chain D:  100%

NAG1
NAG2

- Molecule 2: 2-acetamido-2-deoxy-beta-D-glucopyranose-(1-4)-2-acetamido-2-deoxy-beta-D-glucopyranose

Chain E:  50% 50%

NAG1
NAG2

- Molecule 2: 2-acetamido-2-deoxy-beta-D-glucopyranose-(1-4)-2-acetamido-2-deoxy-beta-D-glucopyranose

Chain F:  50% 50%

NAG1
NAG2

- Molecule 2: 2-acetamido-2-deoxy-beta-D-glucopyranose-(1-4)-2-acetamido-2-deoxy-beta-D-glucopyranose

Chain G:  50% 100%

NAG1
NAG2

- Molecule 2: 2-acetamido-2-deoxy-beta-D-glucopyranose-(1-4)-2-acetamido-2-deoxy-beta-D-glucopyranose

Chain H:  100%

NAG1
NAG2

- Molecule 2: 2-acetamido-2-deoxy-beta-D-glucopyranose-(1-4)-2-acetamido-2-deoxy-beta-D-glucopyranose

Chain I:  50% 50%



- Molecule 2: 2-acetamido-2-deoxy-beta-D-glucopyranose-(1-4)-2-acetamido-2-deoxy-beta-D-glucopyranose



- Molecule 2: 2-acetamido-2-deoxy-beta-D-glucopyranose-(1-4)-2-acetamido-2-deoxy-beta-D-glucopyranose



- Molecule 2: 2-acetamido-2-deoxy-beta-D-glucopyranose-(1-4)-2-acetamido-2-deoxy-beta-D-glucopyranose



- Molecule 2: 2-acetamido-2-deoxy-beta-D-glucopyranose-(1-4)-2-acetamido-2-deoxy-beta-D-glucopyranose



- Molecule 2: 2-acetamido-2-deoxy-beta-D-glucopyranose-(1-4)-2-acetamido-2-deoxy-beta-D-glucopyranose



- Molecule 2: 2-acetamido-2-deoxy-beta-D-glucopyranose-(1-4)-2-acetamido-2-deoxy-beta-D-glucopyranose





4 Experimental information

Property	Value	Source
EM reconstruction method	SINGLE PARTICLE	Depositor
Imposed symmetry	POINT, C3	Depositor
Number of particles used	54395	Depositor
Resolution determination method	FSC 0.143 CUT-OFF	Depositor
CTF correction method	PHASE FLIPPING AND AMPLITUDE CORRECTION	Depositor
Microscope	FEI TITAN KRIOS	Depositor
Voltage (kV)	300	Depositor
Electron dose ($e^-/\text{\AA}^2$)	66.5	Depositor
Minimum defocus (nm)	800	Depositor
Maximum defocus (nm)	2500	Depositor
Magnification	Not provided	
Image detector	GATAN K3 BIOQUANTUM (6k x 4k)	Depositor
Maximum map value	1.126	Depositor
Minimum map value	-0.478	Depositor
Average map value	0.001	Depositor
Map value standard deviation	0.020	Depositor
Recommended contour level	0.2	Depositor
Map size (Å)	406.27197, 406.27197, 406.27197	wwPDB
Map dimensions	384, 384, 384	wwPDB
Map angles (°)	90.0, 90.0, 90.0	wwPDB
Pixel spacing (Å)	1.058, 1.058, 1.058	Depositor

5 Model quality i

5.1 Standard geometry i

Bond lengths and bond angles in the following residue types are not validated in this section: NAG

The Z score for a bond length (or angle) is the number of standard deviations the observed value is removed from the expected value. A bond length (or angle) with $|Z| > 5$ is considered an outlier worth inspection. RMSZ is the root-mean-square of all Z scores of the bond lengths (or angles).

Mol	Chain	Bond lengths		Bond angles	
		RMSZ	# Z >5	RMSZ	# Z >5
1	A	0.58	0/8118	0.64	6/11050 (0.1%)
1	B	0.58	0/8118	0.64	6/11050 (0.1%)
1	C	0.58	0/8118	0.64	6/11050 (0.1%)
All	All	0.58	0/24354	0.64	18/33150 (0.1%)

Chiral center outliers are detected by calculating the chiral volume of a chiral center and verifying if the center is modelled as a planar moiety or with the opposite hand. A planarity outlier is detected by checking planarity of atoms in a peptide group, atoms in a mainchain group or atoms of a sidechain that are expected to be planar.

Mol	Chain	#Chirality outliers	#Planarity outliers
1	A	0	1
1	B	0	1
1	C	0	1
All	All	0	3

There are no bond length outliers.

All (18) bond angle outliers are listed below:

Mol	Chain	Res	Type	Atoms	Z	Observed($^{\circ}$)	Ideal($^{\circ}$)
1	C	355	ARG	NE-CZ-NH2	-9.45	115.58	120.30
1	B	355	ARG	NE-CZ-NH2	-9.43	115.58	120.30
1	A	355	ARG	NE-CZ-NH2	-9.43	115.59	120.30
1	A	355	ARG	CG-CD-NE	-7.17	96.74	111.80
1	B	355	ARG	CG-CD-NE	-7.16	96.77	111.80
1	C	355	ARG	CG-CD-NE	-7.14	96.80	111.80
1	B	158	ARG	NE-CZ-NH1	6.54	123.57	120.30
1	A	158	ARG	NE-CZ-NH1	6.47	123.53	120.30
1	C	158	ARG	NE-CZ-NH1	6.37	123.48	120.30
1	B	303	LEU	CB-CG-CD1	-5.25	102.08	111.00

Continued on next page...

Continued from previous page...

Mol	Chain	Res	Type	Atoms	Z	Observed(°)	Ideal(°)
1	A	303	LEU	CB-CG-CD1	-5.23	102.12	111.00
1	C	303	LEU	CB-CG-CD1	-5.22	102.13	111.00
1	B	922	LEU	CA-CB-CG	5.14	127.13	115.30
1	A	922	LEU	CA-CB-CG	5.12	127.08	115.30
1	C	922	LEU	CA-CB-CG	5.12	127.08	115.30
1	A	1107	ARG	CB-CG-CD	5.04	124.70	111.60
1	C	1107	ARG	CB-CG-CD	5.04	124.70	111.60
1	B	1107	ARG	CB-CG-CD	5.02	124.65	111.60

There are no chirality outliers.

All (3) planarity outliers are listed below:

Mol	Chain	Res	Type	Group
1	A	617	CYS	Peptide
1	B	617	CYS	Peptide
1	C	617	CYS	Peptide

5.2 Too-close contacts [i](#)

In the following table, the Non-H and H(model) columns list the number of non-hydrogen atoms and hydrogen atoms in the chain respectively. The H(added) column lists the number of hydrogen atoms added and optimized by MolProbity. The Clashes column lists the number of clashes within the asymmetric unit, whereas Symm-Clashes lists symmetry-related clashes.

Mol	Chain	Non-H	H(model)	H(added)	Clashes	Symm-Clashes
1	A	7939	0	7732	425	0
1	B	7939	0	7732	408	0
1	C	7939	0	7732	423	0
2	D	28	0	25	0	0
2	E	28	0	25	0	0
2	F	28	0	25	1	0
2	G	28	0	25	0	0
2	H	28	0	25	0	0
2	I	28	0	25	0	0
2	J	28	0	25	1	0
2	K	28	0	25	0	0
2	L	28	0	25	0	0
2	M	28	0	25	0	0
2	N	28	0	25	1	0
2	O	28	0	25	0	0
3	A	154	0	143	3	0

Continued on next page...

Continued from previous page...

Mol	Chain	Non-H	H(model)	H(added)	Clashes	Symm-Clashes
3	B	154	0	143	3	0
3	C	154	0	143	3	0
All	All	24615	0	23925	1174	0

The all-atom clashscore is defined as the number of clashes found per 1000 atoms (including hydrogen atoms). The all-atom clashscore for this structure is 24.

All (1174) close contacts within the same asymmetric unit are listed below, sorted by their clash magnitude.

Atom-1	Atom-2	Interatomic distance (Å)	Clash overlap (Å)
1:B:158:ARG:HG3	1:B:158:ARG:HH11	1.20	1.05
1:A:158:ARG:HG3	1:A:158:ARG:HH11	1.20	1.04
1:C:158:ARG:HG3	1:C:158:ARG:HH11	1.20	1.03
1:C:328:ARG:HE	1:C:533:LEU:HB2	1.25	1.00
1:A:328:ARG:HE	1:A:533:LEU:HB2	1.25	0.98
1:B:328:ARG:HE	1:B:533:LEU:HB2	1.25	0.96
1:B:104:TRP:HB3	1:B:106:PHE:HE1	1.31	0.95
1:A:104:TRP:HB3	1:A:106:PHE:HE1	1.31	0.94
1:C:104:TRP:HB3	1:C:106:PHE:HE1	1.31	0.94
1:A:904:TYR:CZ	1:C:1107:ARG:HD2	2.06	0.90
1:C:342:PHE:HE2	1:C:511:VAL:HG11	1.37	0.89
1:B:342:PHE:HE2	1:B:511:VAL:HG11	1.37	0.88
1:C:53:ASP:HB3	1:C:55:PHE:HE2	1.39	0.88
1:A:53:ASP:HB3	1:A:55:PHE:HE2	1.39	0.87
1:B:1107:ARG:HD2	1:C:904:TYR:CZ	2.09	0.87
1:A:342:PHE:HE2	1:A:511:VAL:HG11	1.37	0.87
1:C:236:THR:HG23	1:C:237:ARG:HG3	1.57	0.87
1:B:53:ASP:HB3	1:B:55:PHE:HE2	1.40	0.86
1:C:720:ILE:HG13	1:C:923:ILE:HG23	1.57	0.86
1:B:236:THR:HG23	1:B:237:ARG:HG3	1.56	0.85
1:A:720:ILE:HG13	1:A:923:ILE:HG23	1.57	0.85
1:B:720:ILE:HG13	1:B:923:ILE:HG23	1.56	0.85
1:A:236:THR:HG23	1:A:237:ARG:HG3	1.57	0.84
1:A:1107:ARG:HD2	1:B:904:TYR:CZ	2.12	0.84
1:A:417:LYS:O	1:A:421:TYR:HB2	1.77	0.84
1:B:453:TYR:HD2	1:B:495:TYR:HE1	1.26	0.84
1:C:417:LYS:O	1:C:421:TYR:HB2	1.77	0.84
1:A:568:ASP:OD1	1:A:569:ILE:N	2.11	0.83
1:C:568:ASP:OD1	1:C:569:ILE:N	2.11	0.83
1:B:417:LYS:O	1:B:421:TYR:HB2	1.77	0.83
1:B:568:ASP:OD1	1:B:569:ILE:N	2.11	0.83

Continued on next page...

Continued from previous page...

Atom-1	Atom-2	Interatomic distance (Å)	Clash overlap (Å)
1:A:453:TYR:HD2	1:A:495:TYR:HE1	1.26	0.83
1:C:453:TYR:HD2	1:C:495:TYR:HE1	1.26	0.82
1:A:560:LEU:H	1:A:563:GLN:HE21	1.28	0.81
1:B:231:ILE:HG13	1:B:233:ILE:H	1.46	0.80
1:B:452:LEU:HD11	1:B:492:LEU:HB3	1.64	0.80
1:C:231:ILE:HG13	1:C:233:ILE:H	1.47	0.80
1:C:131:CYS:HB3	1:C:133:PHE:HE1	1.48	0.80
1:A:131:CYS:HB3	1:A:133:PHE:HE1	1.47	0.79
1:A:726:ILE:HG12	1:A:1061:VAL:HG22	1.66	0.78
1:A:231:ILE:HG13	1:A:233:ILE:H	1.47	0.78
1:A:452:LEU:HD11	1:A:492:LEU:HB3	1.64	0.78
1:B:355:ARG:HH22	1:B:396:TYR:HB3	1.49	0.78
1:C:355:ARG:HH22	1:C:396:TYR:HB3	1.49	0.78
1:A:387:LEU:HA	1:A:390:LEU:HD12	1.66	0.78
1:B:726:ILE:HG12	1:B:1061:VAL:HG22	1.66	0.78
1:C:387:LEU:HA	1:C:390:LEU:HD12	1.66	0.78
1:B:403:ARG:NH2	1:B:504:GLY:O	2.17	0.78
1:A:355:ARG:HH22	1:A:396:TYR:HB3	1.49	0.78
1:A:493:GLN:NE2	1:A:494:SER:O	2.17	0.78
1:C:452:LEU:HD11	1:C:492:LEU:HB3	1.64	0.77
1:B:493:GLN:NE2	1:B:494:SER:O	2.17	0.77
1:C:1028:LYS:O	1:C:1032:CYS:HB3	1.85	0.77
1:C:96:GLU:OE2	1:C:100:ILE:N	2.17	0.77
1:B:96:GLU:OE2	1:B:100:ILE:N	2.17	0.77
1:C:726:ILE:HG12	1:C:1061:VAL:HG22	1.66	0.77
1:A:1028:LYS:O	1:A:1032:CYS:HB3	1.85	0.77
1:B:387:LEU:HA	1:B:390:LEU:HD12	1.66	0.77
1:B:719:THR:HA	1:B:926:GLN:HE22	1.50	0.77
1:B:131:CYS:HB3	1:B:133:PHE:HE1	1.47	0.77
1:B:1028:LYS:O	1:B:1032:CYS:HB3	1.85	0.76
1:C:403:ARG:NH2	1:C:504:GLY:O	2.17	0.76
1:A:403:ARG:NH2	1:A:504:GLY:O	2.17	0.76
1:A:96:GLU:OE2	1:A:100:ILE:N	2.17	0.76
1:C:493:GLN:NE2	1:C:494:SER:O	2.17	0.76
1:C:719:THR:HA	1:C:926:GLN:HE22	1.50	0.75
1:A:392:PHE:HD2	1:A:515:PHE:HB3	1.51	0.75
1:B:392:PHE:HD2	1:B:515:PHE:HB3	1.51	0.75
1:A:455:LEU:HD21	1:A:493:GLN:HB3	1.69	0.74
1:A:719:THR:HA	1:A:926:GLN:HE22	1.50	0.74
1:C:392:PHE:HD2	1:C:515:PHE:HB3	1.51	0.74
1:B:455:LEU:HD21	1:B:493:GLN:HB3	1.69	0.73

Continued on next page...

Continued from previous page...

Atom-1	Atom-2	Interatomic distance (Å)	Clash overlap (Å)
1:C:455:LEU:HD21	1:C:493:GLN:HB3	1.69	0.73
1:C:1028:LYS:O	1:C:1032:CYS:CB	2.37	0.73
1:B:804:GLN:OE1	1:B:935:GLN:NE2	2.22	0.73
1:A:369:TYR:OH	1:C:415:THR:OG1	2.06	0.72
1:C:804:GLN:OE1	1:C:935:GLN:NE2	2.22	0.72
1:B:1028:LYS:O	1:B:1032:CYS:CB	2.37	0.72
1:A:804:GLN:OE1	1:A:935:GLN:NE2	2.22	0.72
1:B:422:ASN:HD21	1:B:454:ARG:H	1.38	0.72
1:C:355:ARG:HH22	1:C:396:TYR:CB	2.03	0.72
1:C:559:PHE:HB2	1:C:577:ARG:HH21	1.55	0.72
1:A:355:ARG:HH22	1:A:396:TYR:CB	2.03	0.71
1:B:559:PHE:HB2	1:B:577:ARG:HH21	1.55	0.71
1:A:1028:LYS:O	1:A:1032:CYS:CB	2.37	0.71
1:B:642:VAL:HG23	1:B:651:ILE:HG12	1.72	0.71
1:A:170:TYR:OH	1:A:172:SER:OG	2.08	0.71
1:C:395:VAL:HG23	1:C:524:VAL:HG11	1.72	0.71
1:A:559:PHE:HB2	1:A:577:ARG:HH21	1.55	0.71
1:C:642:VAL:HG23	1:C:651:ILE:HG12	1.72	0.71
1:A:560:LEU:H	1:A:563:GLN:NE2	1.88	0.71
1:B:355:ARG:HH22	1:B:396:TYR:CB	2.03	0.71
1:B:395:VAL:HG23	1:B:524:VAL:HG11	1.72	0.70
1:A:131:CYS:HB3	1:A:133:PHE:CE1	2.26	0.70
1:A:422:ASN:HD21	1:A:454:ARG:H	1.38	0.70
1:A:642:VAL:HG23	1:A:651:ILE:HG12	1.72	0.70
1:C:228:ASP:OD1	1:C:229:LEU:N	2.25	0.70
1:C:158:ARG:HG3	1:C:158:ARG:NH1	1.97	0.70
1:A:228:ASP:OD1	1:A:229:LEU:N	2.25	0.70
1:A:395:VAL:HG23	1:A:524:VAL:HG11	1.72	0.70
1:A:417:LYS:NZ	1:A:455:LEU:O	2.24	0.70
1:B:170:TYR:OH	1:B:172:SER:OG	2.08	0.70
1:C:170:TYR:OH	1:C:172:SER:OG	2.08	0.70
1:A:104:TRP:HB3	1:A:106:PHE:CE1	2.22	0.70
1:C:422:ASN:HD21	1:C:454:ARG:H	1.38	0.70
1:B:228:ASP:OD1	1:B:229:LEU:N	2.25	0.70
1:B:392:PHE:CD2	1:B:515:PHE:HB3	2.27	0.70
1:B:104:TRP:HB3	1:B:106:PHE:CE1	2.22	0.69
1:B:131:CYS:HB3	1:B:133:PHE:CE1	2.26	0.69
1:B:415:THR:OG1	1:C:369:TYR:OH	2.10	0.69
1:C:131:CYS:HB3	1:C:133:PHE:CE1	2.26	0.69
1:A:453:TYR:CD2	1:A:495:TYR:HE1	2.10	0.69
1:C:392:PHE:CD2	1:C:515:PHE:HB3	2.27	0.69

Continued on next page...

Continued from previous page...

Atom-1	Atom-2	Interatomic distance (Å)	Clash overlap (Å)
1:A:380:TYR:HE2	1:A:412:PRO:HD2	1.58	0.69
1:A:392:PHE:CD2	1:A:515:PHE:HB3	2.27	0.69
1:C:342:PHE:CE2	1:C:511:VAL:HG11	2.26	0.69
1:B:417:LYS:NZ	1:B:455:LEU:O	2.24	0.69
1:B:380:TYR:HE2	1:B:412:PRO:HD2	1.58	0.68
1:C:417:LYS:NZ	1:C:455:LEU:O	2.24	0.68
1:A:327:VAL:H	1:A:531:THR:HG22	1.58	0.68
1:C:104:TRP:HB3	1:C:106:PHE:CE1	2.22	0.68
1:C:380:TYR:HE2	1:C:412:PRO:HD2	1.58	0.68
1:B:327:VAL:H	1:B:531:THR:HG22	1.58	0.67
1:B:310:LYS:HG3	1:B:600:PRO:HA	1.76	0.67
1:A:158:ARG:HG3	1:A:158:ARG:NH1	1.97	0.67
1:B:496:GLY:O	1:B:505:TYR:OH	2.08	0.67
1:C:403:ARG:HD2	1:C:497:PHE:HZ	1.60	0.67
1:A:403:ARG:HD2	1:A:497:PHE:HZ	1.60	0.67
1:C:1024:LEU:HD21	1:C:1028:LYS:HE3	1.76	0.67
1:A:496:GLY:O	1:A:505:TYR:OH	2.08	0.67
1:B:1024:LEU:HD21	1:B:1028:LYS:HE3	1.76	0.67
1:C:393:THR:OG1	1:C:516:GLU:O	2.13	0.67
1:A:624:ILE:HG12	1:A:629:LEU:HD21	1.77	0.67
1:A:310:LYS:HG3	1:A:600:PRO:HA	1.76	0.67
1:B:403:ARG:HD2	1:B:497:PHE:HZ	1.60	0.67
1:C:327:VAL:H	1:C:531:THR:HG22	1.58	0.66
1:B:360:ASN:H	1:B:523:THR:HB	1.60	0.66
1:A:393:THR:OG1	1:A:516:GLU:O	2.12	0.66
1:C:310:LYS:HG3	1:C:600:PRO:HA	1.76	0.66
1:C:353:TRP:HZ3	1:C:355:ARG:HG3	1.61	0.66
1:A:360:ASN:H	1:A:523:THR:HB	1.60	0.66
1:C:349:SER:OG	1:C:452:LEU:O	2.14	0.66
1:A:342:PHE:CE2	1:A:511:VAL:HG11	2.26	0.66
1:B:393:THR:OG1	1:B:516:GLU:O	2.13	0.66
1:B:624:ILE:HG12	1:B:629:LEU:HD21	1.77	0.66
1:C:53:ASP:HB3	1:C:55:PHE:CE2	2.28	0.66
1:A:158:ARG:HH11	1:A:158:ARG:CG	2.04	0.66
1:B:96:GLU:HG2	1:B:97:LYS:N	2.10	0.66
1:B:53:ASP:HB3	1:B:55:PHE:CE2	2.28	0.66
1:A:1024:LEU:HD21	1:A:1028:LYS:HE3	1.76	0.66
1:A:80:ASP:O	1:A:265:TYR:OH	2.14	0.66
1:B:326:ILE:HD11	1:B:534:VAL:HG22	1.78	0.66
1:C:96:GLU:HG2	1:C:97:LYS:N	2.10	0.66
1:A:415:THR:OG1	1:B:369:TYR:OH	2.13	0.65

Continued on next page...

Continued from previous page...

Atom-1	Atom-2	Interatomic distance (Å)	Clash overlap (Å)
1:B:80:ASP:O	1:B:265:TYR:OH	2.14	0.65
1:B:349:SER:OG	1:B:452:LEU:O	2.14	0.65
1:A:96:GLU:HG2	1:A:97:LYS:N	2.10	0.65
1:B:342:PHE:CE2	1:B:511:VAL:HG11	2.26	0.65
1:C:360:ASN:H	1:C:523:THR:HB	1.60	0.65
1:A:349:SER:OG	1:A:452:LEU:O	2.14	0.65
1:B:725:GLU:OE1	1:B:1028:LYS:NZ	2.29	0.65
1:C:624:ILE:HG12	1:C:629:LEU:HD21	1.77	0.65
1:B:353:TRP:HZ3	1:B:355:ARG:HG3	1.61	0.65
1:A:308:VAL:HB	1:A:602:THR:HG23	1.80	0.65
1:B:722:VAL:HG22	1:B:1065:VAL:HG22	1.79	0.65
1:A:97:LYS:HZ3	1:A:188:ASN:H	1.45	0.64
1:B:97:LYS:HZ3	1:B:188:ASN:H	1.45	0.64
1:A:353:TRP:HZ3	1:A:355:ARG:HG3	1.61	0.64
1:C:80:ASP:O	1:C:265:TYR:OH	2.14	0.64
1:A:273:ARG:NH1	1:A:290:ASP:OD2	2.30	0.64
1:A:326:ILE:HD11	1:A:534:VAL:HG22	1.78	0.64
1:B:118:LEU:HD11	1:B:135:PHE:HZ	1.63	0.64
1:B:308:VAL:HB	1:B:602:THR:HG23	1.79	0.64
1:B:453:TYR:CD2	1:B:495:TYR:HE1	2.10	0.64
1:B:1135:ASN:OD1	1:B:1136:THR:N	2.30	0.64
1:C:722:VAL:HG22	1:C:1065:VAL:HG22	1.79	0.64
1:A:105:ILE:HB	1:A:239:GLN:HB3	1.79	0.64
1:A:993:ILE:O	1:A:997:ILE:HD12	1.98	0.64
1:C:326:ILE:HD11	1:C:534:VAL:HG22	1.79	0.64
1:B:273:ARG:NH1	1:B:290:ASP:OD2	2.31	0.64
1:A:53:ASP:HB3	1:A:55:PHE:CE2	2.28	0.64
1:C:273:ARG:NH1	1:C:290:ASP:OD2	2.30	0.63
1:B:317:ASN:ND2	1:C:737:ASP:OD1	2.32	0.63
1:A:737:ASP:OD1	1:C:317:ASN:ND2	2.30	0.63
1:C:105:ILE:HB	1:C:239:GLN:HB3	1.79	0.63
1:C:118:LEU:HD11	1:C:135:PHE:HZ	1.63	0.63
1:C:426:PRO:HD3	1:C:464:PHE:CE2	2.34	0.63
1:C:404:GLY:HA2	1:C:508:TYR:CD2	2.34	0.63
1:A:41:LYS:NZ	1:C:562:PHE:HB2	2.13	0.63
1:A:404:GLY:HA2	1:A:508:TYR:CD2	2.34	0.63
1:B:158:ARG:HH11	1:B:158:ARG:CG	2.04	0.63
1:B:316:SER:OG	1:B:317:ASN:N	2.32	0.63
1:B:426:PRO:HD3	1:B:464:PHE:CE2	2.34	0.63
1:A:118:LEU:HD11	1:A:135:PHE:HZ	1.63	0.63
1:A:316:SER:OG	1:A:317:ASN:N	2.32	0.63

Continued on next page...

Continued from previous page...

Atom-1	Atom-2	Interatomic distance (Å)	Clash overlap (Å)
1:A:722:VAL:HG22	1:A:1065:VAL:HG22	1.79	0.63
1:C:453:TYR:CD2	1:C:495:TYR:HE1	2.10	0.63
1:C:993:ILE:O	1:C:997:ILE:HD12	1.98	0.63
1:C:308:VAL:HB	1:C:602:THR:HG23	1.80	0.62
1:A:725:GLU:OE1	1:A:1028:LYS:NZ	2.30	0.62
1:B:404:GLY:HA2	1:B:508:TYR:CD2	2.34	0.62
1:B:993:ILE:O	1:B:997:ILE:HD12	1.98	0.62
1:C:406:GLU:N	1:C:406:GLU:OE2	2.32	0.62
1:B:105:ILE:HB	1:B:239:GLN:HB3	1.79	0.62
1:B:406:GLU:OE2	1:B:406:GLU:N	2.32	0.62
1:C:97:LYS:HZ3	1:C:188:ASN:H	1.47	0.62
1:A:426:PRO:HD3	1:A:464:PHE:CE2	2.34	0.62
1:B:970:PHE:CD1	1:B:999:GLY:HA3	2.35	0.62
1:A:970:PHE:CD1	1:A:999:GLY:HA3	2.35	0.62
1:A:984:LEU:HB2	1:A:989:ALA:HB2	1.82	0.62
1:A:303:LEU:HD11	1:A:313:TYR:CE1	2.35	0.62
1:A:406:GLU:N	1:A:406:GLU:OE2	2.32	0.61
1:B:984:LEU:HB2	1:B:989:ALA:HB2	1.82	0.61
1:C:970:PHE:CD1	1:C:999:GLY:HA3	2.35	0.61
1:C:303:LEU:HD11	1:C:313:TYR:CE1	2.35	0.61
1:A:96:GLU:CD	1:A:100:ILE:H	2.04	0.61
1:B:96:GLU:CD	1:B:100:ILE:H	2.04	0.61
1:C:96:GLU:CD	1:C:100:ILE:H	2.04	0.61
1:C:496:GLY:O	1:C:505:TYR:OH	2.08	0.61
1:C:1135:ASN:OD1	1:C:1136:THR:N	2.30	0.61
1:B:303:LEU:HD11	1:B:313:TYR:CE1	2.35	0.61
1:C:328:ARG:NE	1:C:533:LEU:HB2	2.07	0.60
1:C:984:LEU:HB2	1:C:989:ALA:HB2	1.82	0.60
1:A:317:ASN:ND2	1:B:737:ASP:OD1	2.34	0.60
1:B:231:ILE:HD12	1:B:233:ILE:HB	1.83	0.60
1:C:600:PRO:HD3	1:C:692:ILE:HD11	1.84	0.60
1:A:231:ILE:HD12	1:A:233:ILE:HB	1.83	0.60
1:A:451:TYR:HB2	1:A:495:TYR:HB2	1.84	0.60
1:B:403:ARG:HH12	1:B:506:GLN:C	2.06	0.60
1:C:316:SER:OG	1:C:317:ASN:N	2.32	0.60
1:B:353:TRP:CZ3	1:B:355:ARG:HG3	2.37	0.59
1:C:403:ARG:HH12	1:C:506:GLN:C	2.06	0.59
1:C:725:GLU:OE1	1:C:1028:LYS:NZ	2.30	0.59
1:C:81:ASN:O	1:C:239:GLN:NE2	2.30	0.59
1:C:353:TRP:CZ3	1:C:355:ARG:HG3	2.37	0.59
1:A:403:ARG:HH12	1:A:506:GLN:C	2.06	0.59

Continued on next page...

Continued from previous page...

Atom-1	Atom-2	Interatomic distance (Å)	Clash overlap (Å)
1:C:37:TYR:HD1	1:C:37:TYR:H	1.51	0.59
1:A:600:PRO:HD3	1:A:692:ILE:HD11	1.84	0.59
1:B:600:PRO:HD3	1:B:692:ILE:HD11	1.84	0.59
1:A:326:ILE:HD11	1:A:534:VAL:H	1.68	0.59
1:B:37:TYR:HD1	1:B:37:TYR:H	1.51	0.59
1:B:632:THR:O	1:B:632:THR:OG1	2.21	0.59
1:C:216:LEU:HD11	1:C:266:TYR:CE2	2.38	0.59
1:B:451:TYR:HB2	1:B:495:TYR:HB2	1.84	0.59
1:C:231:ILE:HD12	1:C:233:ILE:HB	1.83	0.59
1:A:277:LEU:HD22	1:A:285:ILE:HD13	1.85	0.58
1:A:353:TRP:CZ3	1:A:355:ARG:HG3	2.37	0.58
1:A:1135:ASN:OD1	1:A:1136:THR:N	2.30	0.58
1:C:451:TYR:HB2	1:C:495:TYR:HB2	1.84	0.58
1:A:103:GLY:CA	1:A:241:LEU:HB3	2.34	0.58
1:B:1142:GLN:OE1	1:B:1142:GLN:HA	2.03	0.58
1:C:326:ILE:HD11	1:C:534:VAL:H	1.67	0.58
1:C:811:LYS:HD2	1:C:813:SER:O	2.04	0.58
1:A:37:TYR:HD1	1:A:37:TYR:H	1.51	0.58
1:A:42:VAL:HG13	1:C:565:PHE:O	2.03	0.58
1:B:216:LEU:HD11	1:B:266:TYR:CE2	2.38	0.58
1:B:811:LYS:HD2	1:B:813:SER:O	2.04	0.58
1:A:216:LEU:HD11	1:A:266:TYR:CE2	2.38	0.58
1:A:811:LYS:HD2	1:A:813:SER:O	2.04	0.58
1:B:158:ARG:HG3	1:B:158:ARG:NH1	1.97	0.58
1:C:158:ARG:HH11	1:C:158:ARG:CG	2.04	0.58
1:C:393:THR:O	1:C:523:THR:OG1	2.22	0.58
1:A:92:PHE:HE1	1:A:94:SER:HG	1.52	0.58
1:A:914:ASN:OD1	1:A:915:VAL:N	2.37	0.58
1:B:64:TRP:HD1	1:B:65:PHE:N	2.02	0.58
1:B:562:PHE:HB2	1:C:41:LYS:NZ	2.18	0.58
1:C:103:GLY:CA	1:C:241:LEU:HB3	2.34	0.58
1:A:737:ASP:CG	1:C:317:ASN:HD21	2.08	0.58
1:A:1090:PRO:HG3	1:A:1095:PHE:CE1	2.39	0.58
1:C:277:LEU:HD22	1:C:285:ILE:HD13	1.86	0.58
1:C:1142:GLN:OE1	1:C:1142:GLN:HA	2.04	0.58
1:B:277:LEU:HD22	1:B:285:ILE:HD13	1.86	0.57
1:B:328:ARG:NE	1:B:533:LEU:HB2	2.07	0.57
1:C:340:GLU:OE1	1:C:340:GLU:N	2.33	0.57
1:C:537:LYS:O	1:C:539:VAL:HG22	2.04	0.57
1:A:1093:GLY:O	1:A:1107:ARG:NH1	2.37	0.57
1:B:91:TYR:CZ	1:B:93:ALA:HB2	2.39	0.57

Continued on next page...

Continued from previous page...

Atom-1	Atom-2	Interatomic distance (Å)	Clash overlap (Å)
1:B:103:GLY:CA	1:B:241:LEU:HB3	2.34	0.57
1:B:537:LYS:O	1:B:539:VAL:HG22	2.04	0.57
1:B:1090:PRO:HG3	1:B:1095:PHE:CE1	2.39	0.57
1:C:914:ASN:OD1	1:C:915:VAL:N	2.37	0.57
1:B:393:THR:O	1:B:523:THR:OG1	2.22	0.57
1:C:1090:PRO:HG3	1:C:1095:PHE:CE1	2.39	0.57
1:C:1093:GLY:O	1:C:1107:ARG:NH1	2.37	0.57
1:A:91:TYR:CZ	1:A:93:ALA:HB2	2.39	0.57
1:C:64:TRP:HD1	1:C:65:PHE:N	2.02	0.57
1:C:309:GLU:O	1:C:313:TYR:OH	2.19	0.57
1:A:556:ASN:O	1:A:558:LYS:NZ	2.38	0.57
1:A:1142:GLN:HA	1:A:1142:GLN:OE1	2.04	0.57
1:B:326:ILE:HD11	1:B:534:VAL:H	1.67	0.57
1:B:770:ILE:O	1:B:774:GLN:HG2	2.05	0.57
1:B:914:ASN:OD1	1:B:915:VAL:N	2.37	0.57
1:C:556:ASN:O	1:C:558:LYS:NZ	2.38	0.57
1:C:770:ILE:O	1:C:774:GLN:HG2	2.05	0.57
1:A:537:LYS:O	1:A:539:VAL:HG22	2.04	0.57
1:B:442:ASP:OD1	1:B:451:TYR:OH	2.15	0.57
1:B:565:PHE:O	1:C:42:VAL:HG13	2.04	0.57
1:C:91:TYR:CZ	1:C:93:ALA:HB2	2.39	0.57
1:C:632:THR:O	1:C:632:THR:OG1	2.21	0.57
1:A:86:PHE:CE1	1:A:106:PHE:HE2	2.23	0.57
1:A:562:PHE:HB2	1:B:41:LYS:NZ	2.20	0.57
1:B:317:ASN:HD21	1:C:737:ASP:CG	2.08	0.57
1:A:64:TRP:HD1	1:A:65:PHE:N	2.02	0.57
1:C:33:THR:HA	1:C:58:PHE:CE1	2.40	0.57
1:A:33:THR:HA	1:A:58:PHE:CE1	2.40	0.56
1:B:118:LEU:HD11	1:B:135:PHE:CZ	2.41	0.56
1:C:295:PRO:HB2	1:C:608:VAL:HG21	1.87	0.56
1:C:403:ARG:NH2	1:C:505:TYR:HA	2.21	0.56
1:A:131:CYS:HA	1:A:166:CYS:HB3	1.87	0.56
1:A:770:ILE:O	1:A:774:GLN:HG2	2.05	0.56
1:A:393:THR:O	1:A:523:THR:OG1	2.22	0.56
1:B:131:CYS:HA	1:B:166:CYS:HB3	1.87	0.56
1:B:1093:GLY:O	1:B:1107:ARG:NH1	2.37	0.56
1:A:118:LEU:HD11	1:A:135:PHE:CZ	2.41	0.56
1:C:1100:THR:HG22	1:C:1101:HIS:CD2	2.41	0.56
1:A:328:ARG:NE	1:A:533:LEU:HB2	2.08	0.56
1:A:813:SER:O	1:A:815:ARG:N	2.38	0.56
1:A:976:VAL:HG12	1:A:979:ASP:H	1.71	0.56

Continued on next page...

Continued from previous page...

Atom-1	Atom-2	Interatomic distance (Å)	Clash overlap (Å)
1:B:33:THR:HA	1:B:58:PHE:CE1	2.40	0.56
1:B:813:SER:O	1:B:815:ARG:N	2.38	0.56
1:C:86:PHE:CE1	1:C:106:PHE:HE2	2.23	0.56
1:C:826:VAL:HB	1:C:1057:PRO:HG2	1.88	0.56
1:A:1100:THR:HG22	1:A:1101:HIS:CD2	2.41	0.56
1:B:826:VAL:HB	1:B:1057:PRO:HG2	1.88	0.56
1:C:813:SER:O	1:C:815:ARG:N	2.38	0.56
1:C:976:VAL:HG12	1:C:979:ASP:H	1.71	0.56
1:A:317:ASN:HD21	1:B:737:ASP:CG	2.10	0.56
1:B:86:PHE:CE1	1:B:106:PHE:HE2	2.23	0.56
1:B:403:ARG:NH2	1:B:505:TYR:HA	2.20	0.56
1:C:567:ARG:HH21	1:C:573:THR:HG22	1.71	0.56
1:A:230:PRO:HD3	1:C:357:ARG:NH1	2.21	0.55
1:A:295:PRO:HB2	1:A:608:VAL:HG21	1.87	0.55
1:A:392:PHE:N	1:A:392:PHE:CD1	2.74	0.55
1:B:447:GLY:N	1:B:498:GLN:HE22	2.04	0.55
1:B:556:ASN:O	1:B:558:LYS:NZ	2.38	0.55
1:B:976:VAL:HG12	1:B:979:ASP:H	1.71	0.55
1:A:447:GLY:N	1:A:498:GLN:HE22	2.04	0.55
1:C:418:ILE:HA	1:C:422:ASN:OD1	2.07	0.55
1:A:826:VAL:HB	1:A:1057:PRO:HG2	1.88	0.55
1:B:295:PRO:HB2	1:B:608:VAL:HG21	1.87	0.55
1:C:131:CYS:HA	1:C:166:CYS:HB3	1.87	0.55
1:B:1100:THR:HG22	1:B:1101:HIS:CD2	2.41	0.55
1:C:447:GLY:N	1:C:498:GLN:HE22	2.04	0.55
1:A:418:ILE:HA	1:A:422:ASN:OD1	2.07	0.55
1:C:118:LEU:HD11	1:C:135:PHE:CZ	2.41	0.55
1:A:565:PHE:O	1:B:42:VAL:HG13	2.06	0.55
1:A:741:TYR:CZ	1:A:966:LEU:HD21	2.42	0.55
1:A:823:PHE:CD1	1:A:1057:PRO:HG3	2.41	0.55
1:B:415:THR:HG1	1:C:369:TYR:HH	1.50	0.55
1:B:567:ARG:HH21	1:B:573:THR:HG22	1.71	0.55
1:B:741:TYR:CZ	1:B:966:LEU:HD21	2.42	0.55
1:B:823:PHE:CD1	1:B:1057:PRO:HG3	2.41	0.55
1:A:403:ARG:NH2	1:A:505:TYR:HA	2.21	0.55
1:B:506:GLN:OE1	1:B:507:PRO:HD2	2.07	0.55
1:A:567:ARG:HH21	1:A:573:THR:HG22	1.71	0.55
1:A:770:ILE:HD11	1:A:1012:LEU:HD23	1.89	0.54
1:B:110:LEU:N	1:B:114:THR:HG21	2.22	0.54
1:C:392:PHE:CD1	1:C:392:PHE:N	2.74	0.54
1:A:506:GLN:OE1	1:A:507:PRO:HD2	2.07	0.54

Continued on next page...

Continued from previous page...

Atom-1	Atom-2	Interatomic distance (Å)	Clash overlap (Å)
1:B:392:PHE:N	1:B:392:PHE:CD1	2.74	0.54
1:C:770:ILE:HD11	1:C:1012:LEU:HD23	1.89	0.54
1:A:97:LYS:HE3	1:A:97:LYS:HA	1.89	0.54
1:A:110:LEU:N	1:A:114:THR:HG21	2.22	0.54
1:A:340:GLU:OE1	1:A:340:GLU:N	2.33	0.54
1:B:200:TYR:O	1:B:202:LYS:NZ	2.40	0.54
1:A:376:THR:O	1:A:434:ILE:HA	2.08	0.54
1:C:110:LEU:N	1:C:114:THR:HG21	2.22	0.54
1:C:823:PHE:CD1	1:C:1057:PRO:HG3	2.41	0.54
1:C:506:GLN:OE1	1:C:507:PRO:HD2	2.07	0.54
1:C:741:TYR:CZ	1:C:966:LEU:HD21	2.42	0.54
1:C:97:LYS:HE3	1:C:97:LYS:HA	1.89	0.54
1:B:403:ARG:HD2	1:B:497:PHE:CZ	2.42	0.54
1:B:418:ILE:HA	1:B:422:ASN:OD1	2.07	0.54
1:C:312:ILE:C	1:C:313:TYR:HD2	2.11	0.54
1:A:312:ILE:C	1:A:313:TYR:HD2	2.11	0.54
1:A:422:ASN:ND2	1:A:454:ARG:H	2.06	0.53
1:A:904:TYR:CE2	1:C:1107:ARG:HD2	2.43	0.53
1:A:920:GLN:HE22	1:C:1130:ILE:HB	1.72	0.53
1:B:67:ALA:HB3	1:B:263:ALA:HB3	1.90	0.53
1:B:392:PHE:N	1:B:392:PHE:HD1	2.06	0.53
1:B:770:ILE:HD11	1:B:1012:LEU:HD23	1.89	0.53
1:C:187:LYS:N	1:C:211:ASN:HA	2.24	0.53
1:C:412:PRO:HB3	1:C:426:PRO:O	2.09	0.53
1:A:187:LYS:N	1:A:211:ASN:HA	2.23	0.53
1:C:419:ALA:HA	1:C:423:TYR:O	2.09	0.53
1:A:136:CYS:SG	1:A:158:ARG:NH2	2.82	0.53
1:A:287:ASP:HB3	1:A:306:PHE:CE1	2.44	0.53
1:B:92:PHE:HE1	1:B:94:SER:HG	1.56	0.53
1:B:97:LYS:HE3	1:B:97:LYS:HA	1.89	0.53
1:B:312:ILE:C	1:B:313:TYR:HD2	2.11	0.53
1:C:392:PHE:N	1:C:392:PHE:HD1	2.06	0.53
1:B:376:THR:O	1:B:434:ILE:HA	2.08	0.53
1:B:454:ARG:HH11	1:B:454:ARG:HB2	1.74	0.53
1:C:67:ALA:HB3	1:C:263:ALA:HB3	1.91	0.53
1:C:287:ASP:HB3	1:C:306:PHE:CE1	2.44	0.53
1:A:454:ARG:HB2	1:A:454:ARG:NH1	2.24	0.53
1:A:632:THR:O	1:A:632:THR:OG1	2.21	0.53
1:C:136:CYS:SG	1:C:158:ARG:NH2	2.82	0.53
1:C:376:THR:O	1:C:434:ILE:HA	2.08	0.53
1:C:422:ASN:ND2	1:C:454:ARG:H	2.06	0.53

Continued on next page...

Continued from previous page...

Atom-1	Atom-2	Interatomic distance (Å)	Clash overlap (Å)
1:A:115:GLN:HA	1:A:132:GLU:HG3	1.90	0.53
1:B:136:CYS:SG	1:B:158:ARG:NH2	2.82	0.53
1:B:187:LYS:N	1:B:211:ASN:HA	2.24	0.53
1:B:422:ASN:ND2	1:B:454:ARG:H	2.06	0.53
1:C:127:VAL:HG22	1:C:171:VAL:HG23	1.91	0.53
1:C:403:ARG:HD2	1:C:497:PHE:CZ	2.42	0.53
1:C:443:SER:C	1:C:444:LYS:HD3	2.29	0.53
1:A:81:ASN:O	1:A:239:GLN:NE2	2.30	0.53
1:A:454:ARG:HB2	1:A:454:ARG:HH11	1.74	0.53
1:B:419:ALA:HA	1:B:423:TYR:O	2.09	0.53
1:C:340:GLU:O	1:C:344:ALA:HB2	2.09	0.53
1:A:41:LYS:HZ2	1:C:562:PHE:HB2	1.72	0.53
1:A:773:GLU:OE2	1:A:1019:ARG:NE	2.41	0.53
1:B:563:GLN:NE2	1:C:43:PHE:HA	2.23	0.53
1:C:92:PHE:HE1	1:C:94:SER:HG	1.57	0.53
1:A:340:GLU:O	1:A:344:ALA:HB2	2.09	0.53
1:A:392:PHE:N	1:A:392:PHE:HD1	2.06	0.53
1:B:81:ASN:O	1:B:239:GLN:NE2	2.30	0.53
1:B:115:GLN:HA	1:B:132:GLU:HG3	1.90	0.53
1:B:287:ASP:HB3	1:B:306:PHE:CE1	2.44	0.53
1:B:443:SER:C	1:B:444:LYS:HD3	2.29	0.53
1:A:67:ALA:HB3	1:A:263:ALA:HB3	1.90	0.52
1:A:443:SER:C	1:A:444:LYS:HD3	2.29	0.52
1:A:1103:PHE:HZ	2:F:1:NAG:H62	1.74	0.52
1:C:65:PHE:CZ	1:C:84:LEU:HD21	2.45	0.52
1:C:454:ARG:HH11	1:C:454:ARG:HB2	1.74	0.52
1:C:811:LYS:NZ	1:C:813:SER:HB3	2.25	0.52
1:B:454:ARG:HB2	1:B:454:ARG:NH1	2.24	0.52
1:B:818:ILE:HA	1:B:821:LEU:HD12	1.91	0.52
1:C:115:GLN:HA	1:C:132:GLU:HG3	1.90	0.52
1:A:738:CYS:SG	1:A:739:THR:N	2.82	0.52
1:A:818:ILE:HA	1:A:821:LEU:HD12	1.91	0.52
1:B:127:VAL:HG22	1:B:171:VAL:HG23	1.91	0.52
1:B:340:GLU:O	1:B:344:ALA:HB2	2.09	0.52
1:C:303:LEU:HD11	1:C:313:TYR:HE1	1.75	0.52
1:C:454:ARG:HB2	1:C:454:ARG:NH1	2.24	0.52
1:A:127:VAL:HG22	1:A:171:VAL:HG23	1.91	0.52
1:A:412:PRO:HB3	1:A:426:PRO:O	2.09	0.52
1:A:541:PHE:CZ	1:A:587:ILE:HD13	2.45	0.52
1:A:919:ASN:O	1:A:923:ILE:HD12	2.10	0.52
1:C:738:CYS:SG	1:C:739:THR:N	2.82	0.52

Continued on next page...

Continued from previous page...

Atom-1	Atom-2	Interatomic distance (Å)	Clash overlap (Å)
1:A:65:PHE:CZ	1:A:84:LEU:HD21	2.45	0.52
1:A:442:ASP:OD1	1:A:451:TYR:OH	2.15	0.52
1:C:395:VAL:HG22	1:C:515:PHE:HD2	1.74	0.52
1:B:738:CYS:SG	1:B:739:THR:N	2.82	0.52
1:C:541:PHE:CZ	1:C:587:ILE:HD13	2.45	0.52
1:A:419:ALA:HA	1:A:423:TYR:O	2.09	0.52
1:A:758:SER:O	1:A:762:GLN:HG2	2.10	0.52
1:B:357:ARG:NH1	1:C:230:PRO:HD3	2.25	0.52
1:B:412:PRO:HB3	1:B:426:PRO:O	2.09	0.52
1:B:923:ILE:HD12	1:B:923:ILE:H	1.75	0.52
1:C:758:SER:O	1:C:762:GLN:HG2	2.10	0.52
1:C:1032:CYS:SG	1:C:1048:HIS:HE1	2.33	0.52
1:C:1103:PHE:HZ	2:N:1:NAG:H62	1.74	0.52
1:A:1002:GLN:HE21	1:B:1005:GLN:HE22	1.58	0.52
1:B:340:GLU:OE1	1:B:340:GLU:N	2.33	0.52
1:B:1032:CYS:SG	1:B:1048:HIS:HE1	2.33	0.52
1:A:736:VAL:HG22	1:A:858:LEU:HD23	1.92	0.52
1:B:1103:PHE:HZ	2:J:1:NAG:H62	1.74	0.52
1:C:380:TYR:CE2	1:C:412:PRO:HD2	2.43	0.52
1:A:719:THR:HA	1:A:926:GLN:NE2	2.24	0.51
1:B:380:TYR:CD1	1:B:380:TYR:N	2.78	0.51
1:B:541:PHE:CZ	1:B:587:ILE:HD13	2.45	0.51
1:A:923:ILE:HD12	1:A:923:ILE:H	1.75	0.51
1:B:395:VAL:HG22	1:B:515:PHE:HD2	1.75	0.51
1:B:758:SER:O	1:B:762:GLN:HG2	2.10	0.51
1:B:65:PHE:CZ	1:B:84:LEU:HD21	2.45	0.51
1:B:379:CYS:C	1:B:380:TYR:HD1	2.14	0.51
1:C:736:VAL:HG22	1:C:858:LEU:HD23	1.92	0.51
1:A:379:CYS:C	1:A:380:TYR:HD1	2.14	0.51
1:A:381:GLY:O	1:B:983:ARG:NH1	2.43	0.51
1:A:811:LYS:NZ	1:A:813:SER:HB3	2.25	0.51
1:A:1032:CYS:SG	1:A:1048:HIS:HE1	2.33	0.51
1:B:736:VAL:HG22	1:B:858:LEU:HD23	1.92	0.51
1:B:811:LYS:NZ	1:B:813:SER:HB3	2.25	0.51
1:C:715:PRO:HA	1:C:1072:GLU:HA	1.92	0.51
1:C:919:ASN:O	1:C:923:ILE:HD12	2.10	0.51
1:A:792:PRO:HG3	1:C:707:TYR:HD2	1.76	0.51
1:B:439:ASN:N	1:B:506:GLN:HE22	2.09	0.51
1:B:773:GLU:OE2	1:B:1019:ARG:NE	2.41	0.51
1:B:919:ASN:O	1:B:923:ILE:HD12	2.10	0.51
1:B:1130:ILE:HB	1:C:920:GLN:HE22	1.76	0.51

Continued on next page...

Continued from previous page...

Atom-1	Atom-2	Interatomic distance (Å)	Clash overlap (Å)
1:C:439:ASN:N	1:C:506:GLN:HE22	2.09	0.51
1:C:790:LYS:HB2	1:C:790:LYS:NZ	2.26	0.51
1:A:33:THR:HA	1:A:58:PHE:HE1	1.75	0.51
1:B:303:LEU:HD11	1:B:313:TYR:HE1	1.75	0.51
1:C:33:THR:HA	1:C:58:PHE:HE1	1.75	0.51
1:C:380:TYR:N	1:C:380:TYR:CD1	2.78	0.51
1:C:818:ILE:HA	1:C:821:LEU:HD12	1.91	0.51
1:A:200:TYR:O	1:A:202:LYS:NZ	2.40	0.51
1:A:303:LEU:HD11	1:A:313:TYR:HE1	1.75	0.51
1:A:395:VAL:HG22	1:A:515:PHE:HD2	1.75	0.51
1:A:581:THR:O	1:A:583:GLU:N	2.44	0.51
1:A:1045:LYS:NZ	1:B:890:ALA:O	2.44	0.51
1:A:380:TYR:CD1	1:A:380:TYR:N	2.78	0.51
1:B:402:ILE:HD11	1:B:407:VAL:HA	1.93	0.51
1:B:33:THR:HA	1:B:58:PHE:HE1	1.75	0.51
1:B:37:TYR:HD2	1:B:204:TYR:CZ	2.29	0.51
1:B:790:LYS:HB2	1:B:790:LYS:NZ	2.26	0.51
1:C:60:SER:HA	1:C:634:ARG:NH2	2.26	0.50
1:A:60:SER:HA	1:A:634:ARG:NH2	2.26	0.50
1:A:439:ASN:N	1:A:506:GLN:HE22	2.09	0.50
1:B:36:VAL:HG11	1:B:220:PHE:CZ	2.47	0.50
1:C:379:CYS:C	1:C:380:TYR:HD1	2.14	0.50
1:C:402:ILE:HD11	1:C:407:VAL:HA	1.93	0.50
1:C:453:TYR:HD2	1:C:495:TYR:CE1	2.18	0.50
1:C:37:TYR:HD2	1:C:204:TYR:CZ	2.29	0.50
1:A:715:PRO:HA	1:A:1072:GLU:HA	1.92	0.50
1:B:438:SER:HB3	1:B:509:ARG:HG3	1.94	0.50
1:B:498:GLN:HB2	1:B:501:ASN:OD1	2.12	0.50
1:C:923:ILE:HD12	1:C:923:ILE:H	1.75	0.50
1:B:715:PRO:HA	1:B:1072:GLU:HA	1.93	0.50
1:A:438:SER:HB3	1:A:509:ARG:HG3	1.94	0.50
1:A:498:GLN:HB2	1:A:501:ASN:OD1	2.12	0.50
1:B:60:SER:HA	1:B:634:ARG:NH2	2.26	0.50
1:B:100:ILE:HG22	1:B:242:LEU:CD1	2.42	0.50
1:B:287:ASP:HB3	1:B:306:PHE:HE1	1.77	0.50
1:A:37:TYR:HD2	1:A:204:TYR:CZ	2.29	0.50
1:A:402:ILE:HD11	1:A:407:VAL:HA	1.93	0.50
1:A:1138:TYR:OH	1:A:1143:PRO:HG3	2.12	0.50
1:B:1138:TYR:OH	1:B:1143:PRO:HG3	2.12	0.50
1:C:809:PRO:O	1:C:814:LYS:NZ	2.43	0.50
1:A:97:LYS:NZ	1:A:188:ASN:H	2.09	0.50

Continued on next page...

Continued from previous page...

Atom-1	Atom-2	Interatomic distance (Å)	Clash overlap (Å)
1:A:789:TYR:HA	1:C:703:ASN:O	2.12	0.50
1:B:37:TYR:HE1	1:B:55:PHE:CD2	2.30	0.50
1:C:438:SER:HB3	1:C:509:ARG:HG3	1.94	0.50
1:A:36:VAL:HG11	1:A:220:PHE:CZ	2.47	0.50
1:C:36:VAL:HG11	1:C:220:PHE:CZ	2.47	0.50
1:A:37:TYR:HE1	1:A:55:PHE:CD2	2.30	0.49
1:A:54:LEU:HA	1:A:272:PRO:HA	1.94	0.49
1:B:707:TYR:HD2	1:C:792:PRO:HG3	1.77	0.49
1:B:809:PRO:O	1:B:814:LYS:NZ	2.43	0.49
1:C:498:GLN:HB2	1:C:501:ASN:OD1	2.12	0.49
1:B:54:LEU:HA	1:B:272:PRO:HA	1.94	0.49
1:B:581:THR:O	1:B:583:GLU:N	2.44	0.49
1:C:100:ILE:HG22	1:C:242:LEU:CD1	2.42	0.49
1:C:380:TYR:N	1:C:380:TYR:HD1	2.11	0.49
1:A:521:PRO:HB3	1:A:564:GLN:HE21	1.78	0.49
1:C:800:PHE:CE2	1:C:924:ALA:HA	2.48	0.49
1:C:954:GLN:OE1	1:C:1014:ARG:HD3	2.12	0.49
1:A:733:LYS:HE3	1:A:771:ALA:HB1	1.95	0.49
1:A:790:LYS:HD3	1:C:702:GLU:OE2	2.13	0.49
1:A:1048:HIS:HD2	1:A:1049:LEU:N	2.11	0.49
1:B:380:TYR:N	1:B:380:TYR:HD1	2.11	0.49
1:B:521:PRO:HB3	1:B:564:GLN:HE21	1.78	0.49
1:B:954:GLN:OE1	1:B:1014:ARG:HD3	2.12	0.49
1:C:102:ARG:HG3	1:C:141:LEU:HD12	1.94	0.49
1:C:581:THR:O	1:C:583:GLU:N	2.44	0.49
1:C:37:TYR:HE1	1:C:55:PHE:CD2	2.30	0.49
1:C:54:LEU:HA	1:C:272:PRO:HA	1.94	0.49
1:C:97:LYS:NZ	1:C:188:ASN:H	2.09	0.49
1:C:431:GLY:HA2	1:C:515:PHE:CE1	2.48	0.49
1:C:733:LYS:HE3	1:C:771:ALA:HB1	1.95	0.49
1:A:205:SER:OG	1:A:206:LYS:N	2.46	0.49
1:A:403:ARG:HD2	1:A:497:PHE:CZ	2.43	0.49
1:A:560:LEU:O	1:A:562:PHE:N	2.45	0.49
1:A:914:ASN:HD22	1:C:1123:SER:CB	2.26	0.49
1:C:90:VAL:HG13	1:C:267:VAL:HG23	1.95	0.49
1:C:741:TYR:CE1	1:C:966:LEU:HD21	2.48	0.49
1:A:431:GLY:HA2	1:A:515:PHE:CE1	2.48	0.49
1:A:790:LYS:HB2	1:A:790:LYS:NZ	2.26	0.49
1:B:733:LYS:HE3	1:B:771:ALA:HB1	1.94	0.49
1:B:1048:HIS:HD2	1:B:1049:LEU:N	2.11	0.49
1:A:200:TYR:CD2	1:A:200:TYR:N	2.80	0.49

Continued on next page...

Continued from previous page...

Atom-1	Atom-2	Interatomic distance (Å)	Clash overlap (Å)
1:A:1006:THR:O	1:A:1010:GLN:HG2	2.12	0.49
1:A:1011:GLN:OE1	1:A:1011:GLN:HA	2.12	0.49
1:B:205:SER:OG	1:B:206:LYS:N	2.46	0.49
1:B:374:PHE:HA	1:B:436:TRP:HB3	1.95	0.49
1:B:381:GLY:O	1:C:983:ARG:NH1	2.45	0.49
1:B:431:GLY:HA2	1:B:515:PHE:CE1	2.48	0.49
1:B:741:TYR:CE1	1:B:966:LEU:HD21	2.48	0.49
1:B:1107:ARG:HD2	1:C:904:TYR:CE2	2.47	0.49
1:C:1006:THR:O	1:C:1010:GLN:HG2	2.12	0.49
1:A:355:ARG:HH22	1:A:396:TYR:CA	2.26	0.49
1:B:97:LYS:NZ	1:B:188:ASN:H	2.09	0.49
1:C:521:PRO:HB3	1:C:564:GLN:HE21	1.78	0.49
1:C:560:LEU:O	1:C:562:PHE:N	2.45	0.49
1:C:1048:HIS:HD2	1:C:1049:LEU:N	2.11	0.49
1:A:37:TYR:N	1:A:37:TYR:CD1	2.81	0.49
1:A:800:PHE:CE2	1:A:924:ALA:HA	2.48	0.49
1:B:90:VAL:HG13	1:B:267:VAL:HG23	1.95	0.49
1:B:1002:GLN:HE21	1:C:1005:GLN:HE22	1.61	0.49
1:A:43:PHE:HA	1:C:563:GLN:NE2	2.27	0.48
1:A:102:ARG:HG3	1:A:141:LEU:HD12	1.94	0.48
1:A:134:GLN:HA	1:A:134:GLN:OE1	2.13	0.48
1:A:380:TYR:HD1	1:A:380:TYR:N	2.11	0.48
1:A:741:TYR:CE1	1:A:966:LEU:HD21	2.48	0.48
1:A:954:GLN:OE1	1:A:1014:ARG:HD3	2.12	0.48
1:B:102:ARG:HG3	1:B:141:LEU:HD12	1.94	0.48
1:B:355:ARG:HG2	1:B:398:ASP:OD2	2.13	0.48
1:B:560:LEU:O	1:B:562:PHE:N	2.45	0.48
1:C:205:SER:OG	1:C:206:LYS:N	2.46	0.48
1:C:355:ARG:HH22	1:C:396:TYR:CA	2.26	0.48
1:B:1011:GLN:OE1	1:B:1011:GLN:HA	2.12	0.48
1:C:37:TYR:N	1:C:37:TYR:CD1	2.81	0.48
1:C:636:TYR:OH	1:C:638:THR:HB	2.14	0.48
1:C:1090:PRO:HG3	1:C:1095:PHE:CD1	2.48	0.48
1:A:380:TYR:CE2	1:A:412:PRO:HD2	2.43	0.48
1:B:134:GLN:OE1	1:B:134:GLN:HA	2.13	0.48
1:C:773:GLU:OE2	1:C:1019:ARG:NE	2.41	0.48
1:C:1011:GLN:HA	1:C:1011:GLN:OE1	2.12	0.48
1:A:100:ILE:HG22	1:A:242:LEU:CD1	2.42	0.48
1:B:355:ARG:HH22	1:B:396:TYR:CA	2.26	0.48
1:B:1006:THR:O	1:B:1010:GLN:HG2	2.12	0.48
1:C:620:VAL:O	1:C:624:ILE:HG13	2.14	0.48

Continued on next page...

Continued from previous page...

Atom-1	Atom-2	Interatomic distance (Å)	Clash overlap (Å)
1:C:1138:TYR:OH	1:C:1143:PRO:HG3	2.12	0.48
1:A:355:ARG:HG2	1:A:398:ASP:OD2	2.13	0.48
1:A:620:VAL:O	1:A:624:ILE:HG13	2.14	0.48
1:B:816:SER:OG	1:B:819:GLU:HG3	2.14	0.48
1:C:200:TYR:O	1:C:202:LYS:NZ	2.40	0.48
1:C:403:ARG:HH22	1:C:506:GLN:H	1.61	0.48
1:A:816:SER:OG	1:A:819:GLU:HG3	2.14	0.48
1:B:1090:PRO:HG3	1:B:1095:PHE:CD1	2.48	0.48
1:C:355:ARG:NH2	1:C:396:TYR:HB3	2.26	0.48
1:A:287:ASP:HB3	1:A:306:PHE:HE1	1.77	0.48
1:A:313:TYR:HD2	1:A:313:TYR:N	2.12	0.48
1:A:403:ARG:HH22	1:A:506:GLN:H	1.61	0.48
1:A:1090:PRO:HG3	1:A:1095:PHE:CD1	2.48	0.48
1:B:355:ARG:NH2	1:B:396:TYR:HB3	2.25	0.48
1:C:374:PHE:HA	1:C:436:TRP:HB3	1.95	0.48
1:A:143:VAL:HA	1:A:154:GLU:HA	1.95	0.48
1:A:403:ARG:CZ	1:A:404:GLY:H	2.27	0.48
1:A:702:GLU:OE2	1:B:790:LYS:HD3	2.14	0.48
1:C:134:GLN:OE1	1:C:134:GLN:HA	2.13	0.48
1:A:1130:ILE:HB	1:B:920:GLN:HE22	1.79	0.48
1:B:800:PHE:CE2	1:B:924:ALA:HA	2.48	0.48
1:C:355:ARG:HG2	1:C:398:ASP:OD2	2.13	0.48
1:A:90:VAL:HG13	1:A:267:VAL:HG23	1.95	0.47
1:A:374:PHE:HA	1:A:436:TRP:HB3	1.95	0.47
1:A:707:TYR:HD2	1:B:792:PRO:HG3	1.79	0.47
1:B:200:TYR:N	1:B:200:TYR:CD2	2.80	0.47
1:C:117:LEU:HD21	1:C:119:ILE:HG13	1.96	0.47
1:A:917:TYR:HB3	1:C:1129:VAL:HG13	1.95	0.47
1:B:403:ARG:HH22	1:B:506:GLN:H	1.61	0.47
1:B:719:THR:HA	1:B:926:GLN:NE2	2.24	0.47
1:A:403:ARG:HH11	1:A:497:PHE:HZ	1.61	0.47
1:A:416:GLY:O	1:A:420:ASP:HB2	2.14	0.47
1:A:636:TYR:OH	1:A:638:THR:HB	2.14	0.47
1:B:562:PHE:HB2	1:C:41:LYS:HZ2	1.78	0.47
1:C:327:VAL:H	1:C:531:THR:CG2	2.27	0.47
1:C:438:SER:OG	1:C:507:PRO:HB2	2.15	0.47
1:B:312:ILE:HD12	1:B:666:ILE:HD13	1.96	0.47
1:B:403:ARG:HH11	1:B:497:PHE:HZ	1.61	0.47
1:B:1045:LYS:NZ	1:C:890:ALA:O	2.47	0.47
1:C:37:TYR:HD1	1:C:37:TYR:N	2.13	0.47
1:C:143:VAL:HA	1:C:154:GLU:HA	1.95	0.47

Continued on next page...

Continued from previous page...

Atom-1	Atom-2	Interatomic distance (Å)	Clash overlap (Å)
1:C:274:THR:O	1:C:274:THR:OG1	2.32	0.47
1:A:438:SER:OG	1:A:507:PRO:HB2	2.15	0.47
1:A:560:LEU:N	1:A:563:GLN:HE21	2.05	0.47
1:B:438:SER:OG	1:B:507:PRO:HB2	2.15	0.47
1:B:636:TYR:OH	1:B:638:THR:HB	2.14	0.47
1:B:786:LYS:HG3	1:B:787:GLN:HG3	1.97	0.47
1:C:287:ASP:HB3	1:C:306:PHE:HE1	1.77	0.47
1:C:312:ILE:HD12	1:C:666:ILE:HD13	1.96	0.47
1:C:416:GLY:O	1:C:420:ASP:HB2	2.14	0.47
1:A:357:ARG:NH1	1:B:230:PRO:HD3	2.30	0.47
1:A:970:PHE:HE1	1:B:759:PHE:HE2	1.60	0.47
1:A:1048:HIS:CD2	1:A:1049:LEU:N	2.83	0.47
1:B:56:LEU:HD22	1:B:91:TYR:CD2	2.50	0.47
1:B:416:GLY:O	1:B:420:ASP:HB2	2.14	0.47
1:C:790:LYS:HB2	1:C:790:LYS:HZ3	1.80	0.47
1:A:37:TYR:HD1	1:A:37:TYR:N	2.13	0.47
1:B:313:TYR:N	1:B:313:TYR:CD2	2.83	0.47
1:B:702:GLU:OE2	1:C:790:LYS:HD3	2.14	0.47
1:B:1048:HIS:CD2	1:B:1049:LEU:N	2.83	0.47
1:C:313:TYR:HD2	1:C:313:TYR:N	2.12	0.47
1:C:1048:HIS:CD2	1:C:1049:LEU:N	2.83	0.47
1:A:274:THR:O	1:A:274:THR:OG1	2.32	0.47
1:A:720:ILE:H	1:A:926:GLN:NE2	2.13	0.47
1:A:809:PRO:O	1:A:814:LYS:NZ	2.43	0.47
1:A:902:MET:CE	1:A:1049:LEU:HD13	2.45	0.47
1:B:309:GLU:O	1:B:313:TYR:OH	2.18	0.47
1:B:313:TYR:HD2	1:B:313:TYR:N	2.12	0.47
1:B:1086:LYS:HB3	1:B:1122:VAL:HG13	1.97	0.47
1:C:403:ARG:HH11	1:C:497:PHE:HZ	1.61	0.47
1:C:403:ARG:CZ	1:C:404:GLY:H	2.27	0.47
1:C:816:SER:OG	1:C:819:GLU:HG3	2.14	0.47
1:A:393:THR:HG21	1:A:518:LEU:HB2	1.97	0.47
1:A:736:VAL:HG22	1:A:858:LEU:CD2	2.45	0.47
1:B:37:TYR:N	1:B:37:TYR:CD1	2.81	0.47
1:B:130:VAL:O	1:B:130:VAL:HG22	2.15	0.47
1:B:421:TYR:HE2	1:B:457:ARG:N	2.13	0.47
1:B:620:VAL:O	1:B:624:ILE:HG13	2.14	0.47
1:C:56:LEU:HD22	1:C:91:TYR:CD2	2.50	0.47
1:C:313:TYR:N	1:C:313:TYR:CD2	2.83	0.47
1:C:786:LYS:HG3	1:C:787:GLN:HG3	1.97	0.47
1:A:37:TYR:HD2	1:A:204:TYR:CE2	2.33	0.47

Continued on next page...

Continued from previous page...

Atom-1	Atom-2	Interatomic distance (Å)	Clash overlap (Å)
1:A:56:LEU:HD22	1:A:91:TYR:CD2	2.50	0.47
1:A:131:CYS:HA	1:A:166:CYS:CB	2.45	0.47
1:B:131:CYS:HA	1:B:166:CYS:CB	2.45	0.47
1:B:193:VAL:HG23	1:B:223:LEU:HD23	1.96	0.47
1:A:312:ILE:HD12	1:A:666:ILE:HD13	1.96	0.46
1:A:568:ASP:HB3	1:A:572:THR:O	2.16	0.46
1:B:129:LYS:HE2	1:B:131:CYS:HB2	1.97	0.46
1:B:133:PHE:HE2	1:B:160:TYR:CG	2.33	0.46
1:B:143:VAL:HA	1:B:154:GLU:HA	1.95	0.46
1:B:327:VAL:H	1:B:531:THR:CG2	2.28	0.46
1:B:403:ARG:CZ	1:B:404:GLY:H	2.27	0.46
1:C:130:VAL:HG22	1:C:130:VAL:O	2.15	0.46
1:C:133:PHE:HE2	1:C:160:TYR:CG	2.33	0.46
1:C:393:THR:HG21	1:C:518:LEU:HB2	1.97	0.46
1:A:193:VAL:HG23	1:A:223:LEU:HD23	1.96	0.46
1:C:1086:LYS:HB3	1:C:1122:VAL:HG13	1.97	0.46
1:A:130:VAL:HG22	1:A:130:VAL:O	2.15	0.46
1:A:230:PRO:HG3	1:C:357:ARG:NE	2.29	0.46
1:A:377:PHE:CD1	1:A:434:ILE:HG12	2.51	0.46
1:A:421:TYR:HE2	1:A:457:ARG:N	2.13	0.46
1:B:37:TYR:HD2	1:B:204:TYR:CE2	2.33	0.46
1:C:168:PHE:CD2	1:C:169:GLU:N	2.84	0.46
1:C:193:VAL:HG23	1:C:223:LEU:HD23	1.96	0.46
1:A:102:ARG:HD3	1:A:102:ARG:HA	1.68	0.46
1:A:117:LEU:HD21	1:A:119:ILE:HG13	1.96	0.46
1:B:164:ASN:HB2	3:B:1319:NAG:C7	2.45	0.46
1:B:435:ALA:HB2	1:B:510:VAL:HG22	1.98	0.46
1:B:902:MET:CE	1:B:1049:LEU:HD13	2.45	0.46
1:C:61:ASN:HD22	3:C:1301:NAG:C7	2.29	0.46
1:C:310:LYS:HB3	1:C:310:LYS:HE2	1.70	0.46
1:C:666:ILE:HB	1:C:670:ILE:O	2.16	0.46
1:A:61:ASN:HD22	3:A:1301:NAG:C7	2.29	0.46
1:A:164:ASN:HB2	3:A:1319:NAG:C7	2.46	0.46
1:A:310:LYS:HB3	1:A:310:LYS:HE2	1.70	0.46
1:A:917:TYR:HD2	1:C:1089:PHE:CE1	2.34	0.46
1:B:414:GLN:HA	1:B:414:GLN:OE1	2.15	0.46
1:B:720:ILE:H	1:B:926:GLN:NE2	2.13	0.46
1:B:736:VAL:HG22	1:B:858:LEU:CD2	2.45	0.46
1:C:37:TYR:HD2	1:C:204:TYR:CE2	2.33	0.46
1:C:131:CYS:HA	1:C:166:CYS:CB	2.45	0.46
1:A:358:ILE:HB	1:A:395:VAL:HB	1.97	0.46

Continued on next page...

Continued from previous page...

Atom-1	Atom-2	Interatomic distance (Å)	Clash overlap (Å)
1:A:453:TYR:HD2	1:A:495:TYR:CE1	2.18	0.46
1:B:358:ILE:HB	1:B:395:VAL:HB	1.97	0.46
1:C:102:ARG:HA	1:C:102:ARG:HD3	1.68	0.46
1:C:129:LYS:HE2	1:C:131:CYS:HB2	1.97	0.46
1:C:568:ASP:HB3	1:C:572:THR:O	2.16	0.46
1:B:1144:GLU:OE2	1:B:1144:GLU:N	2.49	0.46
1:C:164:ASN:HB2	3:C:1319:NAG:C7	2.45	0.46
1:C:200:TYR:N	1:C:200:TYR:CD2	2.80	0.46
1:C:414:GLN:OE1	1:C:414:GLN:HA	2.15	0.46
1:C:716:THR:HG22	1:C:1110:TYR:HB3	1.98	0.46
1:C:736:VAL:HG22	1:C:858:LEU:CD2	2.45	0.46
1:A:129:LYS:HE2	1:A:131:CYS:HB2	1.97	0.46
1:A:168:PHE:CD2	1:A:169:GLU:N	2.84	0.46
1:B:117:LEU:HD21	1:B:119:ILE:HG13	1.96	0.46
1:B:666:ILE:HB	1:B:670:ILE:O	2.16	0.46
1:B:703:ASN:O	1:C:789:TYR:HA	2.16	0.46
1:C:1144:GLU:N	1:C:1144:GLU:OE2	2.49	0.46
1:A:133:PHE:HE2	1:A:160:TYR:CG	2.33	0.46
1:A:1005:GLN:HE22	1:C:1002:GLN:HE21	1.63	0.46
1:A:1086:LYS:HB3	1:A:1122:VAL:HG13	1.97	0.46
1:B:168:PHE:CD2	1:B:169:GLU:N	2.84	0.46
1:B:403:ARG:NH2	1:B:404:GLY:H	2.14	0.46
1:B:568:ASP:HB3	1:B:572:THR:O	2.16	0.46
1:B:970:PHE:HE1	1:C:759:PHE:HE2	1.63	0.46
1:C:719:THR:HA	1:C:926:GLN:NE2	2.24	0.46
1:A:403:ARG:NH2	1:A:404:GLY:H	2.14	0.46
1:C:624:ILE:HG12	1:C:629:LEU:CD2	2.46	0.46
1:C:776:LYS:HB2	1:C:776:LYS:HE3	1.74	0.46
1:A:435:ALA:HB2	1:A:510:VAL:HG22	1.98	0.45
1:A:786:LYS:HG3	1:A:787:GLN:HG3	1.97	0.45
1:A:819:GLU:OE2	1:A:1055:SER:N	2.30	0.45
1:B:377:PHE:CD1	1:B:434:ILE:HG12	2.51	0.45
1:B:714:ILE:HD12	1:B:1096:VAL:HG11	1.98	0.45
1:C:720:ILE:H	1:C:926:GLN:NE2	2.13	0.45
1:B:278:LYS:HB3	1:B:278:LYS:HE3	1.61	0.45
1:A:666:ILE:HB	1:A:670:ILE:O	2.15	0.45
1:B:811:LYS:HZ3	1:B:813:SER:HB3	1.81	0.45
1:B:1123:SER:CB	1:C:914:ASN:HD22	2.29	0.45
1:C:902:MET:CE	1:C:1049:LEU:HD13	2.45	0.45
1:C:1049:LEU:HA	1:C:1049:LEU:HD23	1.61	0.45
1:A:201:PHE:HE1	1:A:203:ILE:HB	1.82	0.45

Continued on next page...

Continued from previous page...

Atom-1	Atom-2	Interatomic distance (Å)	Clash overlap (Å)
1:A:327:VAL:H	1:A:531:THR:CG2	2.28	0.45
1:A:421:TYR:CE2	1:A:457:ARG:HG2	2.52	0.45
1:B:620:VAL:HB	1:B:621:PRO:HD3	1.99	0.45
1:C:358:ILE:HB	1:C:395:VAL:HB	1.97	0.45
1:C:377:PHE:CD1	1:C:434:ILE:HG12	2.51	0.45
1:C:388:ASN:O	1:C:526:GLY:HA3	2.17	0.45
1:C:403:ARG:NH2	1:C:404:GLY:H	2.14	0.45
1:A:234:ASN:OD1	3:A:1302:NAG:N2	2.50	0.45
1:A:388:ASN:O	1:A:526:GLY:HA3	2.17	0.45
1:B:102:ARG:HA	1:B:102:ARG:HD3	1.68	0.45
1:B:453:TYR:HD2	1:B:495:TYR:CE1	2.18	0.45
1:B:625:HIS:CE1	1:B:638:THR:HG21	2.52	0.45
1:B:800:PHE:CD2	1:B:924:ALA:HA	2.52	0.45
1:C:36:VAL:HG21	1:C:220:PHE:HZ	1.82	0.45
1:C:393:THR:HA	1:C:522:ALA:HA	1.99	0.45
1:C:421:TYR:CE2	1:C:457:ARG:HG2	2.52	0.45
1:C:435:ALA:HB2	1:C:510:VAL:HG22	1.98	0.45
1:A:36:VAL:HG21	1:A:220:PHE:HZ	1.82	0.45
1:A:313:TYR:N	1:A:313:TYR:CD2	2.83	0.45
1:A:393:THR:HA	1:A:522:ALA:HA	1.99	0.45
1:A:414:GLN:OE1	1:A:414:GLN:HA	2.15	0.45
1:A:529:LYS:HA	1:A:529:LYS:HD3	1.74	0.45
1:B:201:PHE:HE1	1:B:203:ILE:HB	1.82	0.45
1:B:234:ASN:OD1	3:B:1302:NAG:N2	2.50	0.45
1:A:620:VAL:HB	1:A:621:PRO:HD3	1.99	0.45
1:A:624:ILE:HG12	1:A:629:LEU:CD2	2.46	0.45
1:A:1144:GLU:OE2	1:A:1144:GLU:N	2.49	0.45
1:B:393:THR:HG21	1:B:518:LEU:HB2	1.97	0.45
1:B:768:THR:O	1:B:772:VAL:HG12	2.17	0.45
1:C:421:TYR:HE2	1:C:457:ARG:N	2.13	0.45
1:A:983:ARG:NH1	1:C:381:GLY:O	2.49	0.45
1:B:36:VAL:HG21	1:B:220:PHE:HZ	1.82	0.45
1:B:1129:VAL:HG13	1:C:917:TYR:HB3	1.98	0.45
1:C:303:LEU:HD11	1:C:313:TYR:CD1	2.52	0.45
1:C:529:LYS:HA	1:C:529:LYS:HD3	1.74	0.45
1:C:714:ILE:HD12	1:C:1096:VAL:HG11	1.98	0.45
1:A:800:PHE:CD2	1:A:924:ALA:HA	2.52	0.45
1:B:388:ASN:O	1:B:526:GLY:HA3	2.17	0.45
1:B:393:THR:HA	1:B:522:ALA:HA	1.99	0.45
1:C:234:ASN:OD1	3:C:1302:NAG:N2	2.50	0.45
1:C:768:THR:O	1:C:772:VAL:HG12	2.17	0.45

Continued on next page...

Continued from previous page...

Atom-1	Atom-2	Interatomic distance (Å)	Clash overlap (Å)
1:A:625:HIS:CE1	1:A:638:THR:HG21	2.52	0.45
1:A:716:THR:HG22	1:A:1110:TYR:HB3	1.98	0.45
1:A:870:ILE:O	1:A:874:THR:HG23	2.17	0.45
1:B:350:VAL:HG21	1:B:402:ILE:HG22	1.99	0.45
1:C:224:GLU:N	1:C:224:GLU:OE1	2.50	0.45
1:A:746:SER:OG	1:A:981:LEU:HD11	2.17	0.44
1:B:403:ARG:HH22	1:B:506:GLN:N	2.16	0.44
1:B:421:TYR:CE2	1:B:457:ARG:HG2	2.52	0.44
1:B:494:SER:OG	1:B:495:TYR:N	2.50	0.44
1:C:403:ARG:HH22	1:C:506:GLN:N	2.16	0.44
1:C:494:SER:OG	1:C:495:TYR:N	2.50	0.44
1:C:620:VAL:HB	1:C:621:PRO:HD3	1.99	0.44
1:A:1028:LYS:O	1:A:1032:CYS:HB2	2.16	0.44
1:B:35:GLY:HA3	1:B:56:LEU:HB3	1.99	0.44
1:B:746:SER:OG	1:B:981:LEU:HD11	2.17	0.44
1:C:870:ILE:O	1:C:874:THR:HG23	2.17	0.44
1:C:968:SER:HB2	1:C:970:PHE:CE2	2.52	0.44
1:A:444:LYS:HD3	1:A:444:LYS:N	2.33	0.44
1:A:968:SER:HB2	1:A:970:PHE:CE2	2.52	0.44
1:B:37:TYR:HD1	1:B:37:TYR:N	2.13	0.44
1:B:303:LEU:HD11	1:B:313:TYR:CD1	2.52	0.44
1:B:439:ASN:O	1:B:443:SER:OG	2.36	0.44
1:B:444:LYS:HD3	1:B:444:LYS:N	2.33	0.44
1:C:96:GLU:HG2	1:C:98:SER:H	1.83	0.44
1:A:768:THR:O	1:A:772:VAL:HG12	2.17	0.44
1:B:224:GLU:N	1:B:224:GLU:OE1	2.50	0.44
1:B:380:TYR:CE2	1:B:412:PRO:HD2	2.44	0.44
1:C:201:PHE:HE1	1:C:203:ILE:HB	1.82	0.44
1:C:624:ILE:HG23	1:C:629:LEU:HD22	1.99	0.44
1:A:96:GLU:HG2	1:A:98:SER:H	1.82	0.44
1:A:624:ILE:HG23	1:A:629:LEU:HD22	1.99	0.44
1:B:624:ILE:HG23	1:B:629:LEU:HD22	1.99	0.44
1:B:716:THR:HG22	1:B:1110:TYR:HB3	1.98	0.44
1:C:444:LYS:HD3	1:C:444:LYS:N	2.32	0.44
1:C:625:HIS:CE1	1:C:638:THR:HG21	2.52	0.44
1:A:224:GLU:N	1:A:224:GLU:OE1	2.51	0.44
1:A:714:ILE:HD12	1:A:1096:VAL:HG11	1.98	0.44
1:B:321:GLN:OE1	1:B:321:GLN:HA	2.18	0.44
1:B:533:LEU:HD11	1:B:585:LEU:HD11	2.00	0.44
1:C:278:LYS:HB3	1:C:278:LYS:HE3	1.62	0.44
1:B:61:ASN:HD22	3:B:1301:NAG:C7	2.28	0.44

Continued on next page...

Continued from previous page...

Atom-1	Atom-2	Interatomic distance (Å)	Clash overlap (Å)
1:B:870:ILE:O	1:B:874:THR:HG23	2.17	0.44
1:C:800:PHE:CD2	1:C:924:ALA:HA	2.52	0.44
1:A:403:ARG:HH22	1:A:506:GLN:N	2.16	0.44
1:A:494:SER:OG	1:A:495:TYR:N	2.50	0.44
1:A:621:PRO:HB3	1:A:625:HIS:NE2	2.33	0.44
1:A:714:ILE:HG22	1:A:1110:TYR:HB2	1.99	0.44
1:A:917:TYR:HD2	1:C:1089:PHE:HE1	1.64	0.44
1:B:293:LEU:HD12	1:B:293:LEU:HA	1.78	0.44
1:B:357:ARG:NE	1:C:230:PRO:HG3	2.33	0.44
1:B:559:PHE:CB	1:B:577:ARG:HH21	2.28	0.44
1:B:714:ILE:HG22	1:B:1110:TYR:HB2	1.99	0.44
1:C:52:GLN:HA	1:C:274:THR:HA	2.00	0.44
1:C:1143:PRO:HG2	1:C:1144:GLU:OE2	2.17	0.44
1:A:1143:PRO:HG2	1:A:1144:GLU:OE2	2.17	0.44
1:C:321:GLN:HA	1:C:321:GLN:OE1	2.18	0.44
1:C:449:TYR:O	1:C:494:SER:OG	2.31	0.44
1:C:452:LEU:HA	1:C:494:SER:HA	2.00	0.44
1:C:903:ALA:HB1	1:C:913:GLN:HB2	2.00	0.44
1:A:35:GLY:HA3	1:A:56:LEU:HB3	1.99	0.43
1:A:303:LEU:HD11	1:A:313:TYR:CD1	2.52	0.43
1:A:439:ASN:O	1:A:443:SER:OG	2.36	0.43
1:A:759:PHE:HE2	1:C:970:PHE:HE1	1.66	0.43
1:B:1143:PRO:HG2	1:B:1144:GLU:OE2	2.17	0.43
1:C:35:GLY:HA3	1:C:56:LEU:HB3	1.99	0.43
1:C:382:VAL:HG22	1:C:387:LEU:HB3	2.00	0.43
1:C:714:ILE:HG22	1:C:1110:TYR:HB2	1.99	0.43
1:C:746:SER:OG	1:C:981:LEU:HD11	2.17	0.43
1:A:64:TRP:CD1	1:A:65:PHE:N	2.85	0.43
1:A:533:LEU:HD11	1:A:585:LEU:HD11	2.00	0.43
1:A:644:GLN:NE2	1:A:645:THR:O	2.51	0.43
1:A:880:GLY:O	1:A:884:SER:OG	2.31	0.43
1:B:563:GLN:HE22	1:C:43:PHE:HA	1.82	0.43
1:C:621:PRO:HB3	1:C:625:HIS:NE2	2.33	0.43
1:A:754:LEU:HD23	1:A:754:LEU:HA	1.76	0.43
1:B:345:THR:O	1:B:346:ARG:NH1	2.51	0.43
1:B:457:ARG:HH21	1:B:460:ASN:C	2.21	0.43
1:C:754:LEU:HA	1:C:754:LEU:HD23	1.76	0.43
1:A:382:VAL:HG22	1:A:387:LEU:HB3	2.00	0.43
1:B:452:LEU:HA	1:B:494:SER:HA	2.00	0.43
1:B:968:SER:HB2	1:B:970:PHE:CE2	2.52	0.43
1:C:142:GLY:HA3	1:C:156:GLU:HB2	2.00	0.43

Continued on next page...

Continued from previous page...

Atom-1	Atom-2	Interatomic distance (Å)	Clash overlap (Å)
1:C:328:ARG:NH1	1:C:580:GLN:HG3	2.34	0.43
1:A:111:ASP:H	1:A:114:THR:HG22	1.83	0.43
1:A:345:THR:O	1:A:346:ARG:NH1	2.51	0.43
1:A:617:CYS:HA	1:A:620:VAL:HG23	2.01	0.43
1:A:669:GLY:N	1:B:864:LEU:O	2.51	0.43
1:B:142:GLY:HA3	1:B:156:GLU:HB2	2.01	0.43
1:B:644:GLN:NE2	1:B:645:THR:O	2.52	0.43
1:B:903:ALA:HB1	1:B:913:GLN:HB2	2.00	0.43
1:C:36:VAL:O	1:C:223:LEU:HB2	2.19	0.43
1:C:586:ASP:OD1	1:C:587:ILE:N	2.52	0.43
1:C:644:GLN:NE2	1:C:645:THR:O	2.52	0.43
1:B:586:ASP:OD1	1:B:587:ILE:N	2.52	0.43
1:B:629:LEU:HB3	1:B:631:PRO:HD2	2.01	0.43
1:B:880:GLY:O	1:B:884:SER:OG	2.31	0.43
1:B:1089:PHE:HE1	1:C:917:TYR:HD2	1.67	0.43
1:C:457:ARG:HH21	1:C:460:ASN:C	2.21	0.43
1:A:39:PRO:HG3	1:A:51:THR:HG21	2.00	0.43
1:A:41:LYS:HZ1	1:C:562:PHE:HB2	1.84	0.43
1:A:230:PRO:HD3	1:C:357:ARG:HH11	1.84	0.43
1:A:355:ARG:NH2	1:A:396:TYR:HB3	2.25	0.43
1:A:1049:LEU:HA	1:A:1049:LEU:HD23	1.61	0.43
1:B:39:PRO:HG3	1:B:51:THR:HG21	2.00	0.43
1:B:624:ILE:HG12	1:B:629:LEU:CD2	2.46	0.43
1:B:1102:TRP:HB2	1:B:1135:ASN:ND2	2.34	0.43
1:C:455:LEU:N	1:C:491:PRO:O	2.40	0.43
1:C:462:LYS:HE3	1:C:462:LYS:HB2	1.85	0.43
1:A:142:GLY:HA3	1:A:156:GLU:HB2	2.00	0.43
1:A:321:GLN:HA	1:A:321:GLN:OE1	2.18	0.43
1:A:811:LYS:HZ3	1:A:813:SER:HB3	1.83	0.43
1:B:111:ASP:H	1:B:114:THR:HG22	1.83	0.43
1:B:621:PRO:HB3	1:B:625:HIS:NE2	2.33	0.43
1:B:661:GLU:HG2	1:B:662:CYS:N	2.34	0.43
1:C:111:ASP:H	1:C:114:THR:HG22	1.83	0.43
1:C:661:GLU:HG2	1:C:662:CYS:N	2.34	0.43
1:C:1102:TRP:HB2	1:C:1135:ASN:ND2	2.34	0.43
1:A:36:VAL:O	1:A:223:LEU:HB2	2.19	0.43
1:A:776:LYS:HE3	1:A:776:LYS:HB2	1.74	0.43
1:A:864:LEU:O	1:C:669:GLY:N	2.52	0.43
1:B:96:GLU:HG2	1:B:98:SER:H	1.82	0.43
1:B:115:GLN:OE1	1:B:115:GLN:N	2.50	0.43
1:C:345:THR:HG23	1:C:346:ARG:H	1.84	0.43

Continued on next page...

Continued from previous page...

Atom-1	Atom-2	Interatomic distance (Å)	Clash overlap (Å)
1:C:345:THR:O	1:C:346:ARG:NH1	2.51	0.43
1:A:158:ARG:HA	1:A:158:ARG:HD2	1.28	0.43
1:A:350:VAL:HG21	1:A:402:ILE:HG22	1.99	0.43
1:A:457:ARG:HH21	1:A:460:ASN:C	2.21	0.43
1:A:1107:ARG:HD2	1:B:904:TYR:CE2	2.51	0.43
1:B:52:GLN:HA	1:B:274:THR:HA	2.00	0.43
1:B:382:VAL:HG22	1:B:387:LEU:HB3	2.00	0.43
1:B:446:GLY:C	1:B:498:GLN:HE22	2.23	0.43
1:B:617:CYS:HA	1:B:620:VAL:HG23	2.01	0.43
1:C:84:LEU:HD22	1:C:267:VAL:HG11	2.01	0.43
1:C:617:CYS:HA	1:C:620:VAL:HG23	2.01	0.43
1:A:52:GLN:HA	1:A:274:THR:HA	2.00	0.42
1:A:337:PRO:HB2	1:A:340:GLU:OE1	2.19	0.42
1:A:983:ARG:O	1:A:984:LEU:HD23	2.19	0.42
1:B:345:THR:HG23	1:B:346:ARG:H	1.84	0.42
1:C:629:LEU:HB3	1:C:631:PRO:HD2	2.01	0.42
1:C:705:VAL:O	1:C:707:TYR:N	2.52	0.42
1:C:983:ARG:O	1:C:984:LEU:HD23	2.19	0.42
1:A:449:TYR:CE1	1:A:496:GLY:HA2	2.54	0.42
1:A:825:LYS:HE3	1:A:938:LEU:O	2.19	0.42
1:A:903:ALA:HB1	1:A:913:GLN:HB2	2.00	0.42
1:C:39:PRO:HG3	1:C:51:THR:HG21	2.00	0.42
1:A:328:ARG:NH1	1:A:580:GLN:HG3	2.34	0.42
1:A:462:LYS:HE3	1:A:462:LYS:HB2	1.85	0.42
1:A:1139:ASP:HA	1:A:1140:PRO:HD3	1.90	0.42
1:B:328:ARG:NH1	1:B:580:GLN:HG3	2.34	0.42
1:B:338:PHE:HD1	1:B:342:PHE:HE1	1.67	0.42
1:B:439:ASN:OD1	1:B:440:ASN:N	2.52	0.42
1:B:1089:PHE:CE1	1:C:917:TYR:HD2	2.37	0.42
1:C:64:TRP:CD1	1:C:65:PHE:N	2.85	0.42
1:C:337:PRO:HB2	1:C:340:GLU:OE1	2.19	0.42
1:C:1073:LYS:HB3	1:C:1073:LYS:HE2	1.78	0.42
1:A:586:ASP:OD1	1:A:587:ILE:N	2.52	0.42
1:A:629:LEU:HB3	1:A:631:PRO:HD2	2.01	0.42
1:A:703:ASN:O	1:B:789:TYR:HA	2.19	0.42
1:A:1123:SER:CB	1:B:914:ASN:HD22	2.32	0.42
1:B:366:SER:HG	1:B:388:ASN:CG	2.23	0.42
1:B:378:LYS:HE2	1:B:380:TYR:CE1	2.55	0.42
1:C:115:GLN:OE1	1:C:115:GLN:N	2.50	0.42
1:C:533:LEU:HD11	1:C:585:LEU:HD11	2.00	0.42
1:C:713:ALA:HA	1:C:1073:LYS:O	2.20	0.42

Continued on next page...

Continued from previous page...

Atom-1	Atom-2	Interatomic distance (Å)	Clash overlap (Å)
1:A:366:SER:HG	1:A:388:ASN:CG	2.23	0.42
1:A:414:GLN:O	1:A:424:LYS:NZ	2.47	0.42
1:A:439:ASN:OD1	1:A:440:ASN:N	2.52	0.42
1:A:452:LEU:HA	1:A:494:SER:HA	2.00	0.42
1:A:455:LEU:N	1:A:491:PRO:O	2.40	0.42
1:A:518:LEU:HD23	1:A:518:LEU:HA	1.91	0.42
1:A:559:PHE:CB	1:A:577:ARG:HH21	2.28	0.42
1:A:786:LYS:H	1:A:786:LYS:HG2	1.64	0.42
1:A:1129:VAL:HG13	1:B:917:TYR:HB3	2.01	0.42
1:B:189:LEU:HB2	1:B:210:ILE:CG2	2.49	0.42
1:B:449:TYR:O	1:B:494:SER:OG	2.31	0.42
1:B:790:LYS:HB2	1:B:790:LYS:HZ3	1.85	0.42
1:B:1043:CYS:O	1:B:1064:HIS:CD2	2.73	0.42
1:C:350:VAL:HG21	1:C:402:ILE:HG22	1.99	0.42
1:C:439:ASN:OD1	1:C:440:ASN:N	2.52	0.42
1:C:446:GLY:C	1:C:498:GLN:HE22	2.23	0.42
1:C:1116:THR:HA	1:C:1138:TYR:O	2.20	0.42
1:A:705:VAL:O	1:A:707:TYR:N	2.52	0.42
1:B:325:SER:HA	1:B:540:ASN:O	2.20	0.42
1:B:534:VAL:HG21	1:B:537:LYS:HZ1	1.84	0.42
1:B:1116:THR:HA	1:B:1138:TYR:O	2.20	0.42
1:B:1130:ILE:HD12	1:C:920:GLN:HE21	1.85	0.42
1:C:120:VAL:HG12	1:C:122:ASN:ND2	2.34	0.42
1:C:449:TYR:CE1	1:C:496:GLY:HA2	2.55	0.42
1:C:718:PHE:HD2	1:C:1067:TYR:HE2	1.68	0.42
1:C:825:LYS:HE3	1:C:938:LEU:O	2.19	0.42
1:C:1043:CYS:O	1:C:1064:HIS:CD2	2.73	0.42
1:A:54:LEU:C	1:A:55:PHE:HD2	2.23	0.42
1:A:356:LYS:HG2	1:A:357:ARG:O	2.19	0.42
1:A:667:GLY:HA2	1:B:864:LEU:HA	2.02	0.42
1:A:1102:TRP:HB2	1:A:1135:ASN:ND2	2.34	0.42
1:B:84:LEU:HD22	1:B:267:VAL:HG11	2.01	0.42
1:B:120:VAL:HG12	1:B:122:ASN:ND2	2.34	0.42
1:B:337:PRO:HB2	1:B:340:GLU:OE1	2.19	0.42
1:B:716:THR:OG1	1:B:1071:GLN:O	2.35	0.42
1:C:356:LYS:HG2	1:C:357:ARG:O	2.19	0.42
1:C:378:LYS:HE2	1:C:380:TYR:CE1	2.55	0.42
1:C:439:ASN:O	1:C:443:SER:OG	2.36	0.42
1:C:559:PHE:CB	1:C:577:ARG:HH21	2.28	0.42
1:C:748:GLU:OE2	1:C:981:LEU:HD13	2.19	0.42
1:A:325:SER:HA	1:A:540:ASN:O	2.20	0.42

Continued on next page...

Continued from previous page...

Atom-1	Atom-2	Interatomic distance (Å)	Clash overlap (Å)
1:A:353:TRP:HB3	1:A:400:PHE:HD1	1.85	0.42
1:A:713:ALA:HA	1:A:1073:LYS:O	2.20	0.42
1:A:790:LYS:NZ	1:C:704:SER:HB3	2.35	0.42
1:A:917:TYR:CD2	1:C:1089:PHE:HE1	2.37	0.42
1:B:36:VAL:O	1:B:223:LEU:HB2	2.19	0.42
1:B:356:LYS:HG2	1:B:357:ARG:O	2.19	0.42
1:B:1028:LYS:O	1:B:1032:CYS:HB2	2.16	0.42
1:A:293:LEU:HD12	1:A:293:LEU:HA	1.78	0.42
1:A:446:GLY:C	1:A:498:GLN:HE22	2.23	0.42
1:A:1116:THR:HA	1:A:1138:TYR:O	2.20	0.42
1:B:983:ARG:O	1:B:984:LEU:HD23	2.19	0.42
1:B:1012:LEU:HD23	1:B:1012:LEU:HA	1.81	0.42
1:C:1012:LEU:HD23	1:C:1012:LEU:HA	1.81	0.42
1:A:562:PHE:HB2	1:B:41:LYS:HZ2	1.83	0.42
1:A:718:PHE:HD2	1:A:1067:TYR:HE2	1.68	0.42
1:B:201:PHE:O	1:B:228:ASP:HA	2.20	0.42
1:B:414:GLN:O	1:B:424:LYS:NZ	2.47	0.42
1:B:449:TYR:CE1	1:B:496:GLY:HA2	2.55	0.42
1:C:189:LEU:HB2	1:C:210:ILE:CG2	2.49	0.42
1:C:543:PHE:CD1	1:C:576:VAL:HG11	2.55	0.42
1:A:115:GLN:OE1	1:A:115:GLN:N	2.50	0.41
1:A:345:THR:HG23	1:A:346:ARG:H	1.84	0.41
1:A:748:GLU:OE2	1:A:981:LEU:HD13	2.19	0.41
1:A:890:ALA:O	1:C:1045:LYS:NZ	2.51	0.41
1:B:713:ALA:HA	1:B:1073:LYS:O	2.20	0.41
1:B:748:GLU:OE2	1:B:981:LEU:HD13	2.19	0.41
1:B:786:LYS:H	1:B:786:LYS:HG2	1.64	0.41
1:C:54:LEU:C	1:C:55:PHE:HD2	2.23	0.41
1:C:140:PHE:HA	1:C:241:LEU:HD11	2.02	0.41
1:C:189:LEU:HD23	1:C:190:ARG:N	2.35	0.41
1:C:505:TYR:CG	1:C:505:TYR:O	2.73	0.41
1:C:1028:LYS:O	1:C:1032:CYS:HB2	2.16	0.41
1:A:27:ALA:C	1:A:28:TYR:HD1	2.24	0.41
1:A:189:LEU:HB2	1:A:210:ILE:CG2	2.50	0.41
1:B:38:TYR:CE2	1:B:222:ALA:HB1	2.55	0.41
1:B:353:TRP:CD1	1:B:423:TYR:CD1	3.08	0.41
1:B:825:LYS:HE3	1:B:938:LEU:O	2.19	0.41
1:C:38:TYR:CE2	1:C:222:ALA:HB1	2.55	0.41
1:C:560:LEU:HB2	1:C:562:PHE:CE1	2.55	0.41
1:A:43:PHE:HA	1:C:563:GLN:HE22	1.84	0.41
1:A:920:GLN:HE21	1:C:1130:ILE:HD12	1.85	0.41

Continued on next page...

Continued from previous page...

Atom-1	Atom-2	Interatomic distance (Å)	Clash overlap (Å)
1:B:103:GLY:HA3	1:B:241:LEU:HD23	2.02	0.41
1:B:158:ARG:HA	1:B:158:ARG:HD2	1.28	0.41
1:B:726:ILE:O	1:B:947:LYS:HE2	2.20	0.41
1:B:1139:ASP:HA	1:B:1140:PRO:HD3	1.90	0.41
1:C:618:THR:OG1	1:C:619:GLU:OE1	2.27	0.41
1:C:666:ILE:HD13	1:C:666:ILE:HA	1.85	0.41
1:A:36:VAL:HG21	1:A:220:PHE:CZ	2.56	0.41
1:A:345:THR:HG23	1:A:346:ARG:N	2.35	0.41
1:A:1073:LYS:HB3	1:A:1073:LYS:HE2	1.78	0.41
1:B:55:PHE:C	1:B:270:LEU:HG	2.41	0.41
1:B:560:LEU:HB2	1:B:562:PHE:CE1	2.55	0.41
1:C:537:LYS:HE3	1:C:537:LYS:HB3	1.91	0.41
1:C:981:LEU:HD21	1:C:993:ILE:HD11	2.03	0.41
1:A:84:LEU:HD22	1:A:267:VAL:HG11	2.01	0.41
1:A:103:GLY:HA3	1:A:241:LEU:HD23	2.02	0.41
1:A:748:GLU:O	1:A:752:LEU:HD23	2.20	0.41
1:A:914:ASN:HD22	1:C:1123:SER:HB2	1.86	0.41
1:B:36:VAL:HG21	1:B:220:PHE:CZ	2.56	0.41
1:B:345:THR:HG23	1:B:346:ARG:N	2.35	0.41
1:B:718:PHE:HD2	1:B:1067:TYR:HE2	1.68	0.41
1:C:201:PHE:O	1:C:228:ASP:HA	2.20	0.41
1:C:336:CYS:HB3	1:C:361:CYS:HB3	1.70	0.41
1:C:345:THR:HG23	1:C:346:ARG:N	2.35	0.41
1:C:353:TRP:CD1	1:C:423:TYR:CD1	3.08	0.41
1:C:366:SER:HG	1:C:388:ASN:CG	2.23	0.41
1:A:103:GLY:HA3	1:A:241:LEU:HB3	2.03	0.41
1:A:110:LEU:H	1:A:114:THR:HG21	1.86	0.41
1:A:120:VAL:HG12	1:A:122:ASN:ND2	2.34	0.41
1:A:378:LYS:HE2	1:A:380:TYR:CE1	2.55	0.41
1:A:726:ILE:O	1:A:947:LYS:HE2	2.21	0.41
1:B:54:LEU:C	1:B:55:PHE:HD2	2.23	0.41
1:B:568:ASP:HB2	1:B:574:ASP:HB2	2.03	0.41
1:B:776:LYS:HE3	1:B:776:LYS:HB2	1.74	0.41
1:C:55:PHE:C	1:C:270:LEU:HG	2.41	0.41
1:C:353:TRP:HB3	1:C:400:PHE:HD1	1.85	0.41
1:C:531:THR:OG1	1:C:532:ASN:N	2.54	0.41
1:A:568:ASP:HB2	1:A:574:ASP:HB2	2.03	0.41
1:A:707:TYR:HE1	1:B:897:PRO:HA	1.85	0.41
1:B:189:LEU:HD23	1:B:190:ARG:N	2.35	0.41
1:B:353:TRP:HB3	1:B:400:PHE:HD1	1.85	0.41
1:B:452:LEU:HG	1:B:492:LEU:HD12	2.02	0.41

Continued on next page...

Continued from previous page...

Atom-1	Atom-2	Interatomic distance (Å)	Clash overlap (Å)
1:C:27:ALA:C	1:C:28:TYR:HD1	2.24	0.41
1:C:36:VAL:HG21	1:C:220:PHE:CZ	2.55	0.41
1:C:726:ILE:O	1:C:947:LYS:HE2	2.20	0.41
1:C:804:GLN:HE22	1:C:935:GLN:HE22	1.69	0.41
1:A:38:TYR:CE2	1:A:222:ALA:HB1	2.56	0.41
1:A:344:ALA:HB3	1:A:347:PHE:CE1	2.56	0.41
1:A:353:TRP:CD1	1:A:423:TYR:CD1	3.08	0.41
1:A:543:PHE:CD1	1:A:576:VAL:HG11	2.55	0.41
1:A:981:LEU:HD21	1:A:993:ILE:HD11	2.03	0.41
1:B:981:LEU:HD21	1:B:993:ILE:HD11	2.03	0.41
1:C:241:LEU:HD12	1:C:242:LEU:N	2.36	0.41
1:C:338:PHE:HD1	1:C:342:PHE:HE1	1.67	0.41
1:C:452:LEU:HG	1:C:492:LEU:HD12	2.02	0.41
1:A:189:LEU:HD23	1:A:190:ARG:N	2.35	0.41
1:A:338:PHE:HD1	1:A:342:PHE:HE1	1.67	0.41
1:A:426:PRO:HD3	1:A:464:PHE:HE2	1.85	0.41
1:A:661:GLU:HG2	1:A:662:CYS:N	2.34	0.41
1:A:1043:CYS:O	1:A:1064:HIS:CD2	2.73	0.41
1:B:229:LEU:CD2	1:B:231:ILE:HG22	2.51	0.41
1:B:748:GLU:O	1:B:752:LEU:HD23	2.20	0.41
1:B:754:LEU:HA	1:B:754:LEU:HD23	1.76	0.41
1:C:748:GLU:O	1:C:752:LEU:HD23	2.20	0.41
1:C:811:LYS:HD3	1:C:813:SER:H	1.85	0.41
1:C:902:MET:HE1	1:C:1049:LEU:HD13	2.03	0.41
1:A:87:ASN:OD1	1:A:87:ASN:N	2.54	0.41
1:A:531:THR:OG1	1:A:532:ASN:N	2.54	0.41
1:A:560:LEU:HB2	1:A:562:PHE:CE1	2.55	0.41
1:B:27:ALA:C	1:B:28:TYR:HD1	2.24	0.41
1:B:531:THR:OG1	1:B:532:ASN:N	2.54	0.41
1:B:669:GLY:N	1:C:864:LEU:O	2.51	0.41
1:C:103:GLY:HA3	1:C:241:LEU:HD23	2.02	0.41
1:C:229:LEU:CD2	1:C:231:ILE:HG22	2.51	0.41
1:C:568:ASP:HB2	1:C:574:ASP:HB2	2.03	0.41
1:A:55:PHE:C	1:A:270:LEU:HG	2.41	0.40
1:A:140:PHE:HA	1:A:241:LEU:HD11	2.02	0.40
1:A:811:LYS:HD3	1:A:813:SER:H	1.85	0.40
1:B:64:TRP:CD1	1:B:65:PHE:N	2.85	0.40
1:B:462:LYS:HE3	1:B:462:LYS:HB2	1.85	0.40
1:B:543:PHE:CD1	1:B:576:VAL:HG11	2.55	0.40
1:C:325:SER:HA	1:C:540:ASN:O	2.20	0.40
1:C:796:ASP:OD2	1:C:796:ASP:N	2.46	0.40

Continued on next page...

Continued from previous page...

Atom-1	Atom-2	Interatomic distance (Å)	Clash overlap (Å)
1:A:241:LEU:HD12	1:A:242:LEU:N	2.36	0.40
1:A:410:ILE:HD13	1:A:410:ILE:HA	1.86	0.40
1:B:63:THR:HG22	1:B:65:PHE:CE2	2.57	0.40
1:C:63:THR:HG22	1:C:65:PHE:CE2	2.57	0.40
1:C:596:SER:OG	1:C:611:LEU:HB3	2.22	0.40
1:A:55:PHE:CD2	1:A:55:PHE:N	2.90	0.40
1:A:201:PHE:O	1:A:228:ASP:HA	2.20	0.40
1:A:229:LEU:CD2	1:A:231:ILE:HG22	2.51	0.40
1:A:505:TYR:O	1:A:505:TYR:CG	2.74	0.40
1:A:1012:LEU:HD23	1:A:1012:LEU:HA	1.81	0.40
1:B:103:GLY:HA3	1:B:241:LEU:HB3	2.02	0.40
1:B:110:LEU:H	1:B:114:THR:HG21	1.86	0.40
1:B:310:LYS:HE2	1:B:310:LYS:HB3	1.70	0.40
1:B:559:PHE:HZ	1:B:566:GLY:H	1.70	0.40
1:B:1049:LEU:HD23	1:B:1049:LEU:HA	1.61	0.40
1:B:1073:LYS:HE2	1:B:1073:LYS:HB3	1.78	0.40
1:C:86:PHE:HD2	1:C:86:PHE:O	2.04	0.40
1:C:158:ARG:HD2	1:C:158:ARG:HA	1.28	0.40
1:A:452:LEU:HG	1:A:492:LEU:HD12	2.02	0.40
1:A:559:PHE:HZ	1:A:566:GLY:H	1.70	0.40
1:B:140:PHE:HA	1:B:241:LEU:HD11	2.02	0.40
1:B:241:LEU:HD12	1:B:242:LEU:N	2.36	0.40
1:C:403:ARG:HD2	1:C:403:ARG:HH11	1.73	0.40
1:C:430:THR:O	1:C:515:PHE:HD1	2.05	0.40
1:C:1139:ASP:HA	1:C:1140:PRO:HD3	1.90	0.40
1:A:28:TYR:HD2	1:A:61:ASN:OD1	2.05	0.40
1:A:96:GLU:OE2	1:A:99:ASN:N	2.55	0.40
1:A:242:LEU:HD12	1:A:242:LEU:HA	1.92	0.40
1:A:823:PHE:HD1	1:A:1057:PRO:HG3	1.86	0.40
1:A:914:ASN:ND2	1:C:1123:SER:OG	2.55	0.40
1:A:920:GLN:NE2	1:C:1130:ILE:HD12	2.37	0.40
1:A:986:PRO:O	1:A:990:GLU:HB2	2.22	0.40
1:B:64:TRP:CD1	1:B:64:TRP:C	2.95	0.40
1:B:92:PHE:HB3	1:B:194:PHE:HE1	1.87	0.40
1:B:100:ILE:HD13	1:B:100:ILE:HA	1.92	0.40
1:C:559:PHE:HZ	1:C:566:GLY:H	1.70	0.40

There are no symmetry-related clashes.

5.3 Torsion angles [i](#)

5.3.1 Protein backbone [i](#)

In the following table, the Percentiles column shows the percent Ramachandran outliers of the chain as a percentile score with respect to all PDB entries followed by that with respect to all EM entries.

The Analysed column shows the number of residues for which the backbone conformation was analysed, and the total number of residues.

Mol	Chain	Analysed	Favoured	Allowed	Outliers	Percentiles	
1	A	999/1274 (78%)	928 (93%)	71 (7%)	0	100	100
1	B	999/1274 (78%)	928 (93%)	71 (7%)	0	100	100
1	C	999/1274 (78%)	929 (93%)	70 (7%)	0	100	100
All	All	2997/3822 (78%)	2785 (93%)	212 (7%)	0	100	100

There are no Ramachandran outliers to report.

5.3.2 Protein sidechains [i](#)

In the following table, the Percentiles column shows the percent sidechain outliers of the chain as a percentile score with respect to all PDB entries followed by that with respect to all EM entries.

The Analysed column shows the number of residues for which the sidechain conformation was analysed, and the total number of residues.

Mol	Chain	Analysed	Rotameric	Outliers	Percentiles	
1	A	888/1099 (81%)	863 (97%)	25 (3%)	38	66
1	B	888/1099 (81%)	863 (97%)	25 (3%)	38	66
1	C	888/1099 (81%)	863 (97%)	25 (3%)	38	66
All	All	2664/3297 (81%)	2589 (97%)	75 (3%)	40	66

All (75) residues with a non-rotameric sidechain are listed below:

Mol	Chain	Res	Type
1	A	37	TYR
1	A	94	SER
1	A	101	ILE
1	A	158	ARG
1	A	198	ASP

Continued on next page...

Continued from previous page...

Mol	Chain	Res	Type
1	A	200	TYR
1	A	278	LYS
1	A	313	TYR
1	A	376	THR
1	A	380	TYR
1	A	392	PHE
1	A	423	TYR
1	A	445	VAL
1	A	448	ASN
1	A	464	PHE
1	A	509	ARG
1	A	539	VAL
1	A	583	GLU
1	A	632	THR
1	A	718	PHE
1	A	902	MET
1	A	907	ASN
1	A	1068	VAL
1	A	1107	ARG
1	A	1142	GLN
1	B	37	TYR
1	B	94	SER
1	B	101	ILE
1	B	158	ARG
1	B	198	ASP
1	B	200	TYR
1	B	278	LYS
1	B	313	TYR
1	B	376	THR
1	B	380	TYR
1	B	392	PHE
1	B	423	TYR
1	B	445	VAL
1	B	448	ASN
1	B	464	PHE
1	B	509	ARG
1	B	539	VAL
1	B	583	GLU
1	B	632	THR
1	B	718	PHE
1	B	902	MET
1	B	907	ASN

Continued on next page...

Continued from previous page...

Mol	Chain	Res	Type
1	B	1068	VAL
1	B	1107	ARG
1	B	1142	GLN
1	C	37	TYR
1	C	94	SER
1	C	101	ILE
1	C	158	ARG
1	C	198	ASP
1	C	200	TYR
1	C	278	LYS
1	C	313	TYR
1	C	376	THR
1	C	380	TYR
1	C	392	PHE
1	C	423	TYR
1	C	445	VAL
1	C	448	ASN
1	C	464	PHE
1	C	509	ARG
1	C	539	VAL
1	C	583	GLU
1	C	632	THR
1	C	718	PHE
1	C	902	MET
1	C	907	ASN
1	C	1068	VAL
1	C	1107	ARG
1	C	1142	GLN

Sometimes sidechains can be flipped to improve hydrogen bonding and reduce clashes. All (33) such sidechains are listed below:

Mol	Chain	Res	Type
1	A	317	ASN
1	A	422	ASN
1	A	437	ASN
1	A	563	GLN
1	A	804	GLN
1	A	920	GLN
1	A	926	GLN
1	A	935	GLN
1	A	1002	GLN
1	A	1005	GLN

Continued on next page...

Continued from previous page...

Mol	Chain	Res	Type
1	A	1048	HIS
1	A	1054	GLN
1	B	317	ASN
1	B	422	ASN
1	B	437	ASN
1	B	506	GLN
1	B	804	GLN
1	B	920	GLN
1	B	926	GLN
1	B	935	GLN
1	B	1048	HIS
1	B	1054	GLN
1	B	1101	HIS
1	C	317	ASN
1	C	422	ASN
1	C	437	ASN
1	C	506	GLN
1	C	804	GLN
1	C	920	GLN
1	C	926	GLN
1	C	935	GLN
1	C	1005	GLN
1	C	1048	HIS

5.3.3 RNA [i](#)

There are no RNA molecules in this entry.

5.4 Non-standard residues in protein, DNA, RNA chains [i](#)

There are no non-standard protein/DNA/RNA residues in this entry.

5.5 Carbohydrates [i](#)

24 monosaccharides are modelled in this entry.

In the following table, the Counts columns list the number of bonds (or angles) for which Mogul statistics could be retrieved, the number of bonds (or angles) that are observed in the model and the number of bonds (or angles) that are defined in the Chemical Component Dictionary. The Link column lists molecule types, if any, to which the group is linked. The Z score for a bond length (or angle) is the number of standard deviations the observed value is removed from the

expected value. A bond length (or angle) with $|Z| > 2$ is considered an outlier worth inspection. RMSZ is the root-mean-square of all Z scores of the bond lengths (or angles).

Mol	Type	Chain	Res	Link	Bond lengths			Bond angles		
					Counts	RMSZ	# $ Z > 2$	Counts	RMSZ	# $ Z > 2$
2	NAG	D	1	2,1	14,14,15	0.36	0	17,19,21	0.57	0
2	NAG	D	2	2	14,14,15	0.32	0	17,19,21	0.39	0
2	NAG	E	1	2,1	14,14,15	0.27	0	17,19,21	0.65	1 (5%)
2	NAG	E	2	2	14,14,15	0.19	0	17,19,21	0.49	0
2	NAG	F	1	2,1	14,14,15	0.54	0	17,19,21	0.47	0
2	NAG	F	2	2	14,14,15	0.21	0	17,19,21	0.37	0
2	NAG	G	1	2,1	14,14,15	0.36	0	17,19,21	0.50	0
2	NAG	G	2	2	14,14,15	0.21	0	17,19,21	0.56	0
2	NAG	H	1	2,1	14,14,15	0.36	0	17,19,21	0.57	0
2	NAG	H	2	2	14,14,15	0.31	0	17,19,21	0.38	0
2	NAG	I	1	2,1	14,14,15	0.28	0	17,19,21	0.65	1 (5%)
2	NAG	I	2	2	14,14,15	0.19	0	17,19,21	0.48	0
2	NAG	J	1	2,1	14,14,15	0.53	0	17,19,21	0.47	0
2	NAG	J	2	2	14,14,15	0.20	0	17,19,21	0.37	0
2	NAG	K	1	2,1	14,14,15	0.36	0	17,19,21	0.49	0
2	NAG	K	2	2	14,14,15	0.19	0	17,19,21	0.56	0
2	NAG	L	1	2,1	14,14,15	0.36	0	17,19,21	0.57	0
2	NAG	L	2	2	14,14,15	0.30	0	17,19,21	0.38	0
2	NAG	M	1	2,1	14,14,15	0.27	0	17,19,21	0.66	1 (5%)
2	NAG	M	2	2	14,14,15	0.18	0	17,19,21	0.49	0
2	NAG	N	1	2,1	14,14,15	0.53	0	17,19,21	0.47	0
2	NAG	N	2	2	14,14,15	0.20	0	17,19,21	0.37	0
2	NAG	O	1	2,1	14,14,15	0.37	0	17,19,21	0.49	0
2	NAG	O	2	2	14,14,15	0.20	0	17,19,21	0.56	0

In the following table, the Chirals column lists the number of chiral outliers, the number of chiral centers analysed, the number of these observed in the model and the number defined in the Chemical Component Dictionary. Similar counts are reported in the Torsion and Rings columns. '-' means no outliers of that kind were identified.

Mol	Type	Chain	Res	Link	Chirals	Torsions	Rings
2	NAG	D	1	2,1	-	2/6/23/26	0/1/1/1
2	NAG	D	2	2	-	2/6/23/26	0/1/1/1
2	NAG	E	1	2,1	-	0/6/23/26	0/1/1/1
2	NAG	E	2	2	-	0/6/23/26	0/1/1/1
2	NAG	F	1	2,1	-	3/6/23/26	0/1/1/1
2	NAG	F	2	2	-	0/6/23/26	0/1/1/1
2	NAG	G	1	2,1	-	2/6/23/26	0/1/1/1

Continued on next page...

Continued from previous page...

Mol	Type	Chain	Res	Link	Chirals	Torsions	Rings
2	NAG	G	2	2	-	0/6/23/26	0/1/1/1
2	NAG	H	1	2,1	-	2/6/23/26	0/1/1/1
2	NAG	H	2	2	-	2/6/23/26	0/1/1/1
2	NAG	I	1	2,1	-	0/6/23/26	0/1/1/1
2	NAG	I	2	2	-	0/6/23/26	0/1/1/1
2	NAG	J	1	2,1	-	3/6/23/26	0/1/1/1
2	NAG	J	2	2	-	0/6/23/26	0/1/1/1
2	NAG	K	1	2,1	-	2/6/23/26	0/1/1/1
2	NAG	K	2	2	-	0/6/23/26	0/1/1/1
2	NAG	L	1	2,1	-	2/6/23/26	0/1/1/1
2	NAG	L	2	2	-	2/6/23/26	0/1/1/1
2	NAG	M	1	2,1	-	0/6/23/26	0/1/1/1
2	NAG	M	2	2	-	0/6/23/26	0/1/1/1
2	NAG	N	1	2,1	-	3/6/23/26	0/1/1/1
2	NAG	N	2	2	-	0/6/23/26	0/1/1/1
2	NAG	O	1	2,1	-	2/6/23/26	0/1/1/1
2	NAG	O	2	2	-	0/6/23/26	0/1/1/1

There are no bond length outliers.

All (3) bond angle outliers are listed below:

Mol	Chain	Res	Type	Atoms	Z	Observed(°)	Ideal(°)
2	E	1	NAG	C1-O5-C5	2.07	114.96	112.19
2	M	1	NAG	C1-O5-C5	2.07	114.95	112.19
2	I	1	NAG	C1-O5-C5	2.06	114.94	112.19

There are no chirality outliers.

All (27) torsion outliers are listed below:

Mol	Chain	Res	Type	Atoms
2	G	1	NAG	O5-C5-C6-O6
2	K	1	NAG	O5-C5-C6-O6
2	O	1	NAG	O5-C5-C6-O6
2	D	2	NAG	C4-C5-C6-O6
2	H	2	NAG	C4-C5-C6-O6
2	L	2	NAG	C4-C5-C6-O6
2	D	2	NAG	O5-C5-C6-O6
2	H	2	NAG	O5-C5-C6-O6
2	L	2	NAG	O5-C5-C6-O6

Continued on next page...

Continued from previous page...

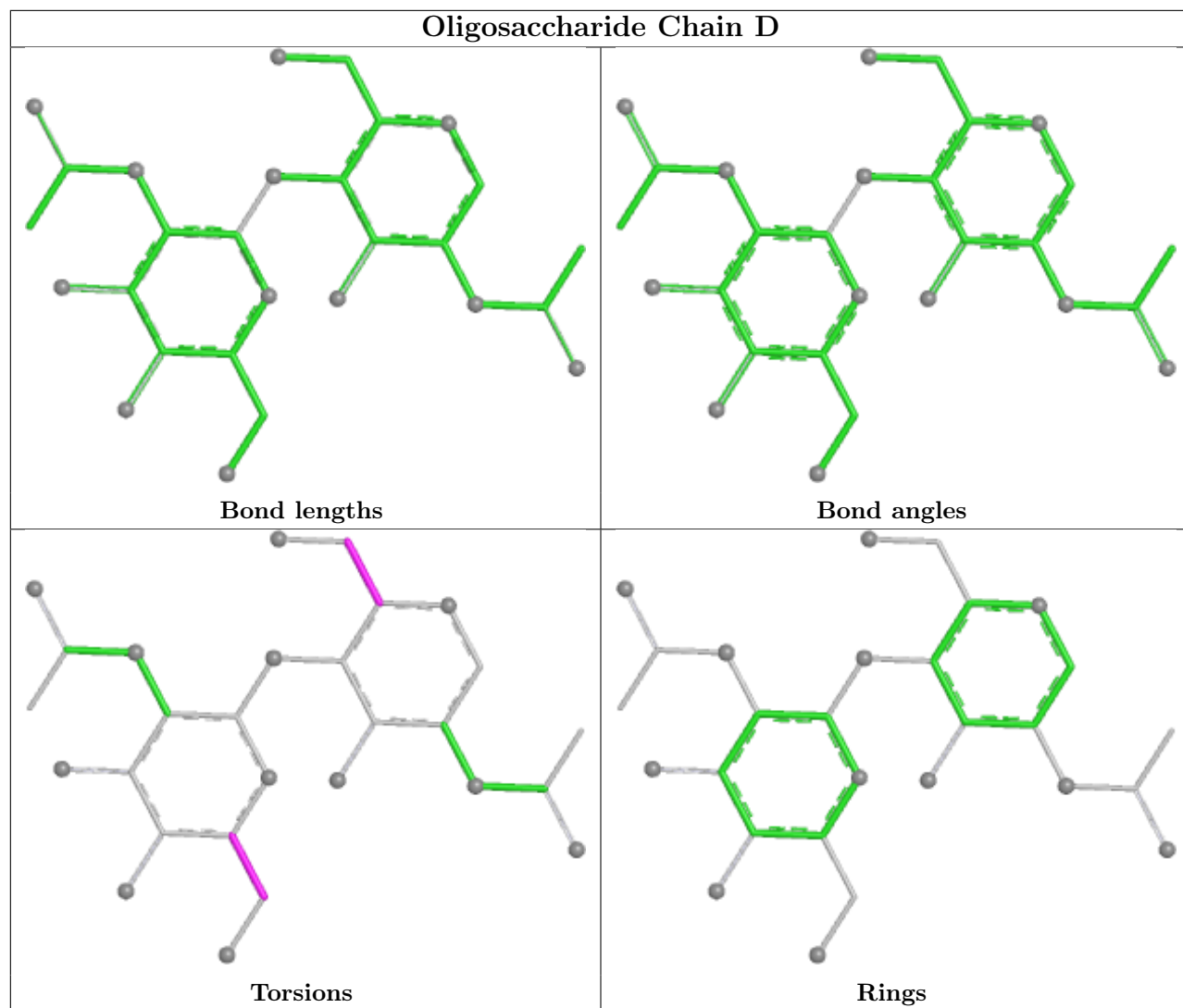
Mol	Chain	Res	Type	Atoms
2	D	1	NAG	O5-C5-C6-O6
2	H	1	NAG	O5-C5-C6-O6
2	L	1	NAG	O5-C5-C6-O6
2	G	1	NAG	C4-C5-C6-O6
2	K	1	NAG	C4-C5-C6-O6
2	O	1	NAG	C4-C5-C6-O6
2	D	1	NAG	C4-C5-C6-O6
2	H	1	NAG	C4-C5-C6-O6
2	L	1	NAG	C4-C5-C6-O6
2	F	1	NAG	O5-C5-C6-O6
2	J	1	NAG	O5-C5-C6-O6
2	N	1	NAG	O5-C5-C6-O6
2	F	1	NAG	C4-C5-C6-O6
2	N	1	NAG	C4-C5-C6-O6
2	J	1	NAG	C4-C5-C6-O6
2	F	1	NAG	C1-C2-N2-C7
2	J	1	NAG	C1-C2-N2-C7
2	N	1	NAG	C1-C2-N2-C7

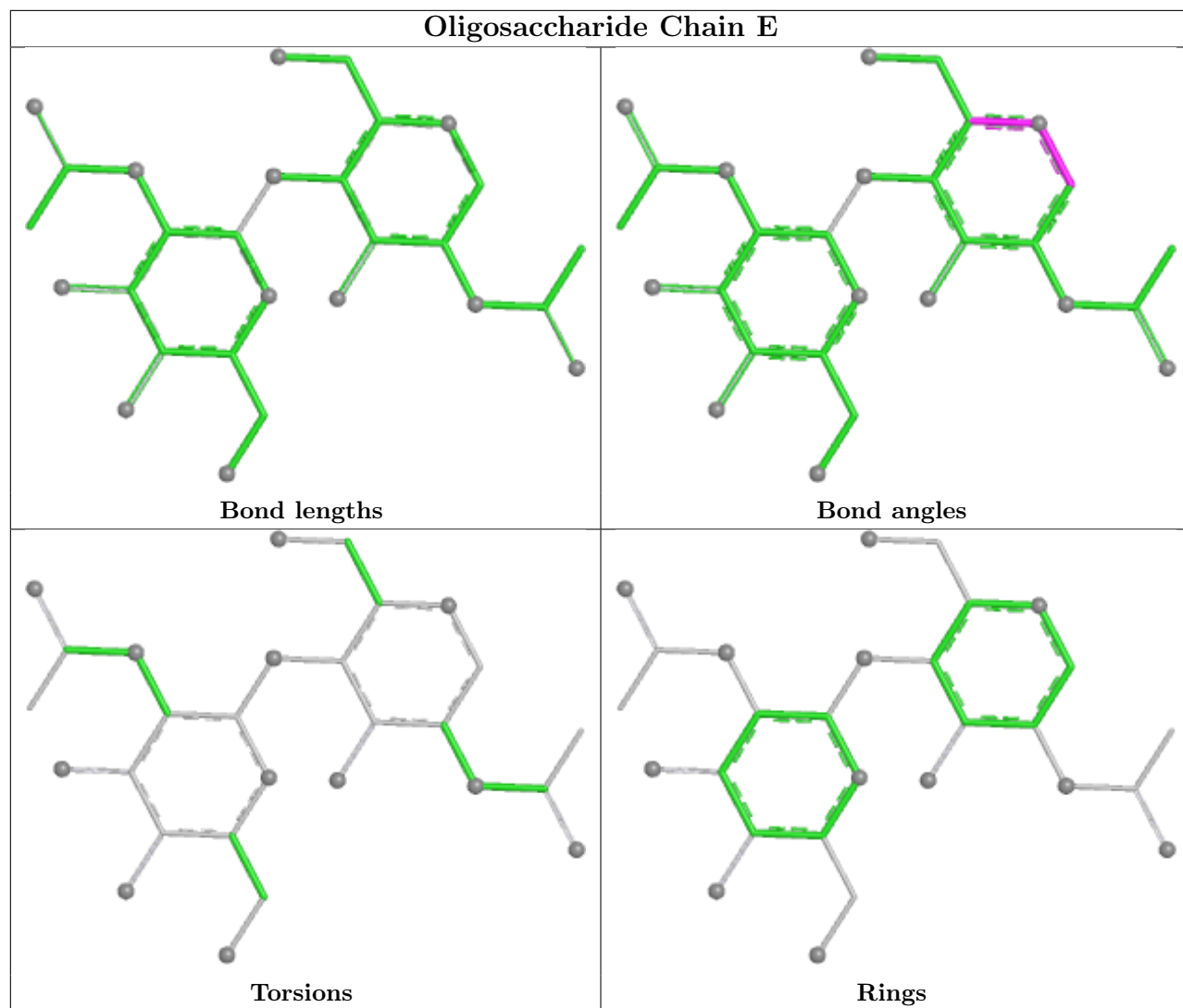
There are no ring outliers.

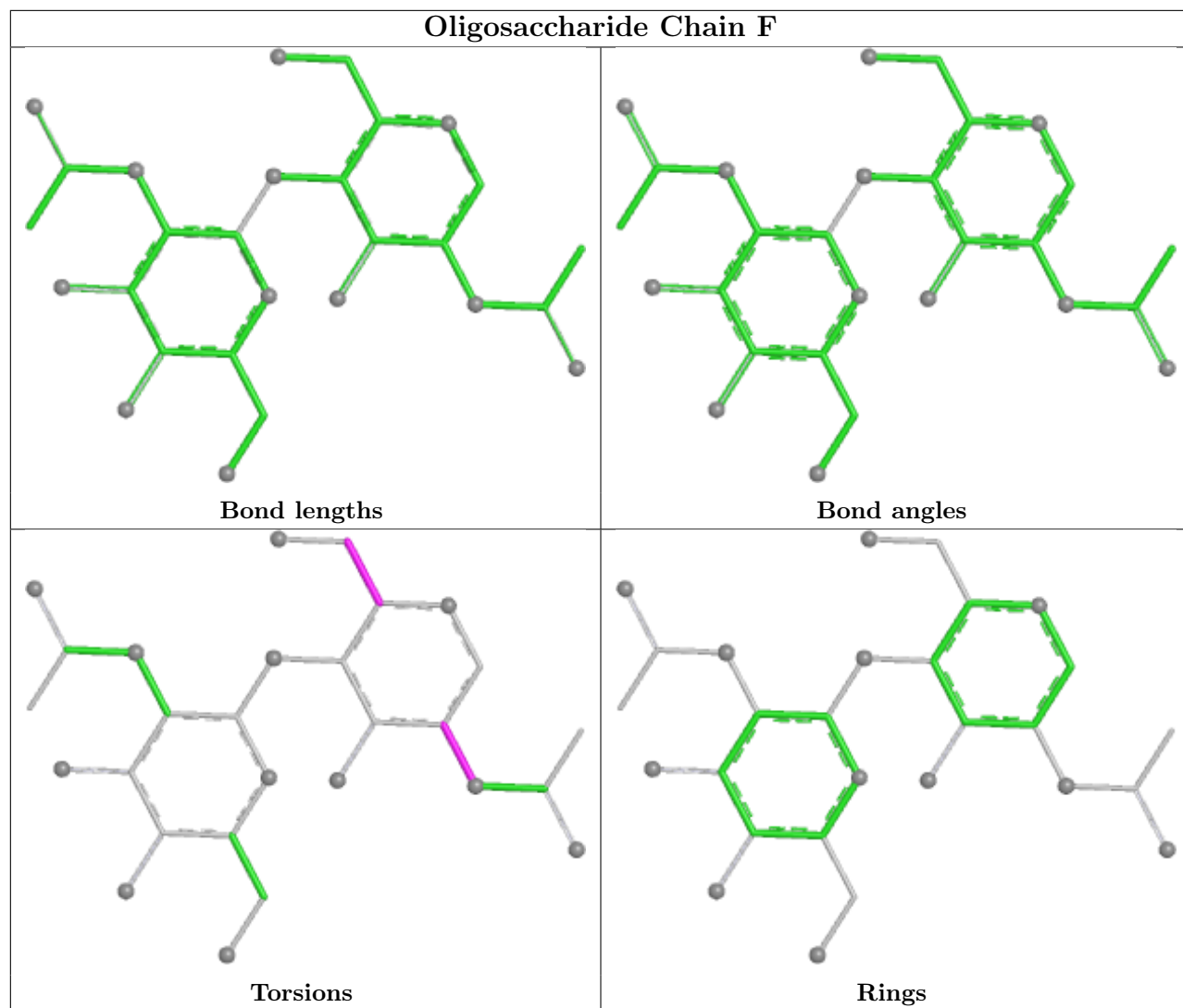
3 monomers are involved in 3 short contacts:

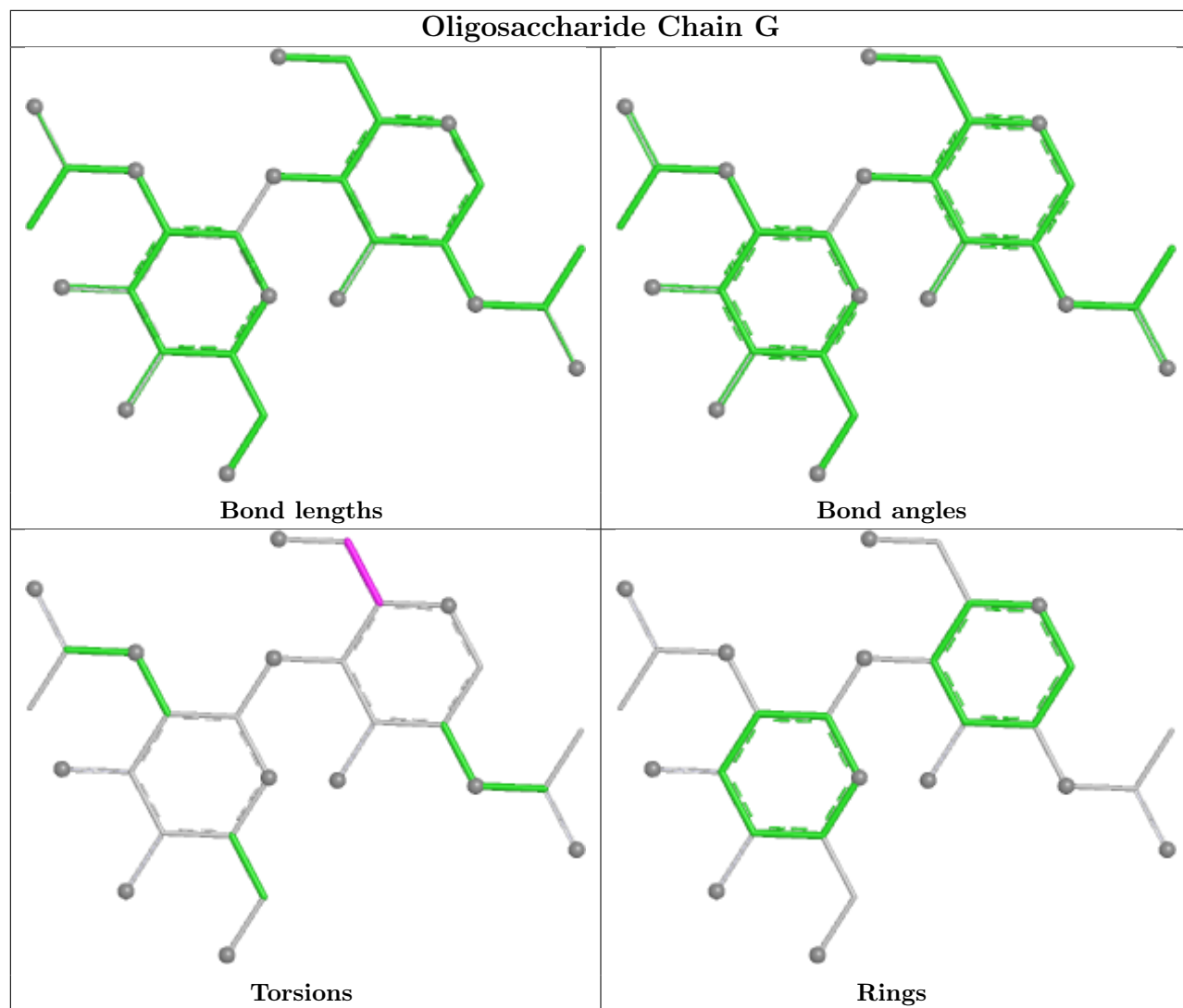
Mol	Chain	Res	Type	Clashes	Symm-Clashes
2	F	1	NAG	1	0
2	J	1	NAG	1	0
2	N	1	NAG	1	0

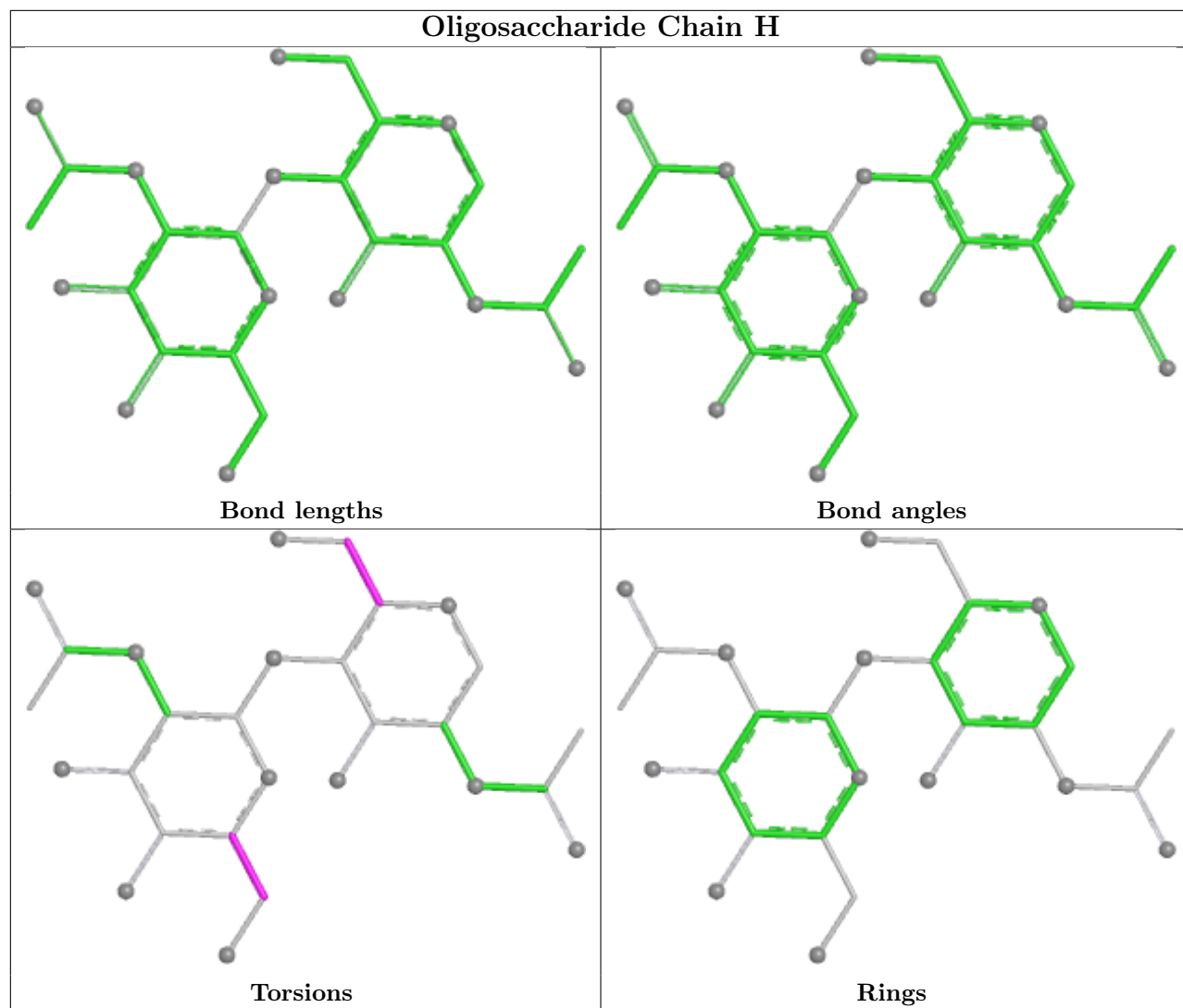
The following is a two-dimensional graphical depiction of Mogul quality analysis of bond lengths, bond angles, torsion angles, and ring geometry for oligosaccharide.

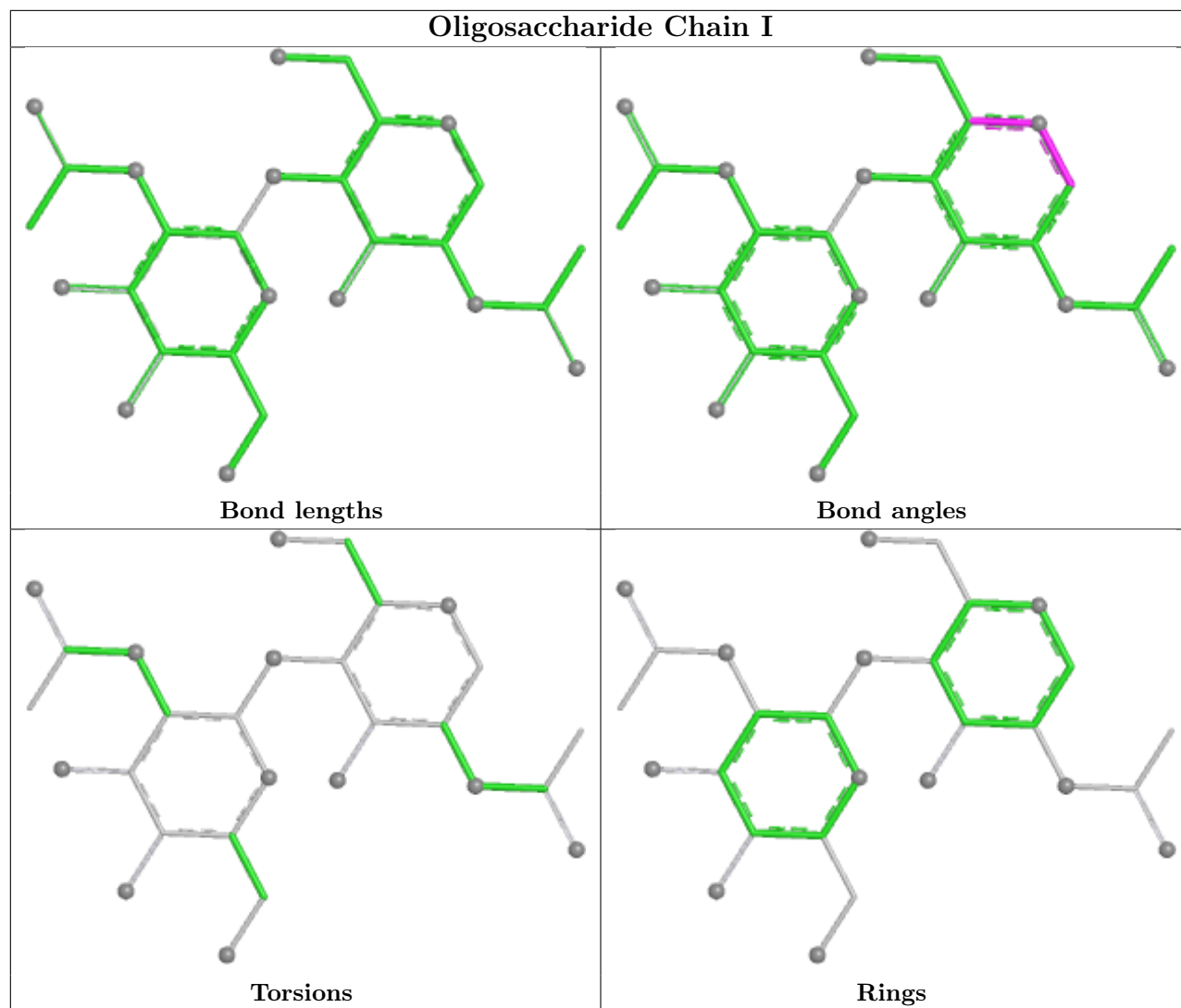


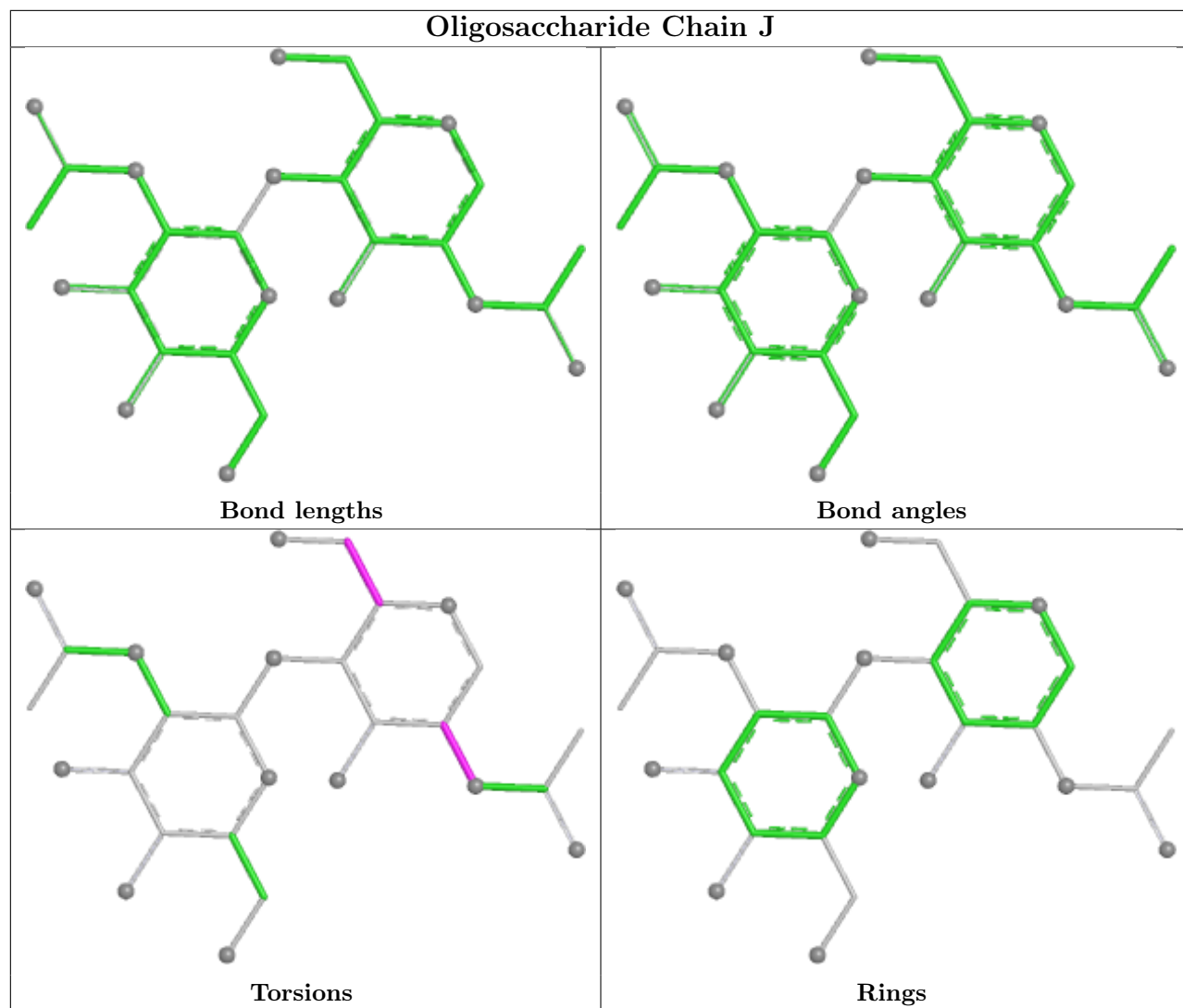


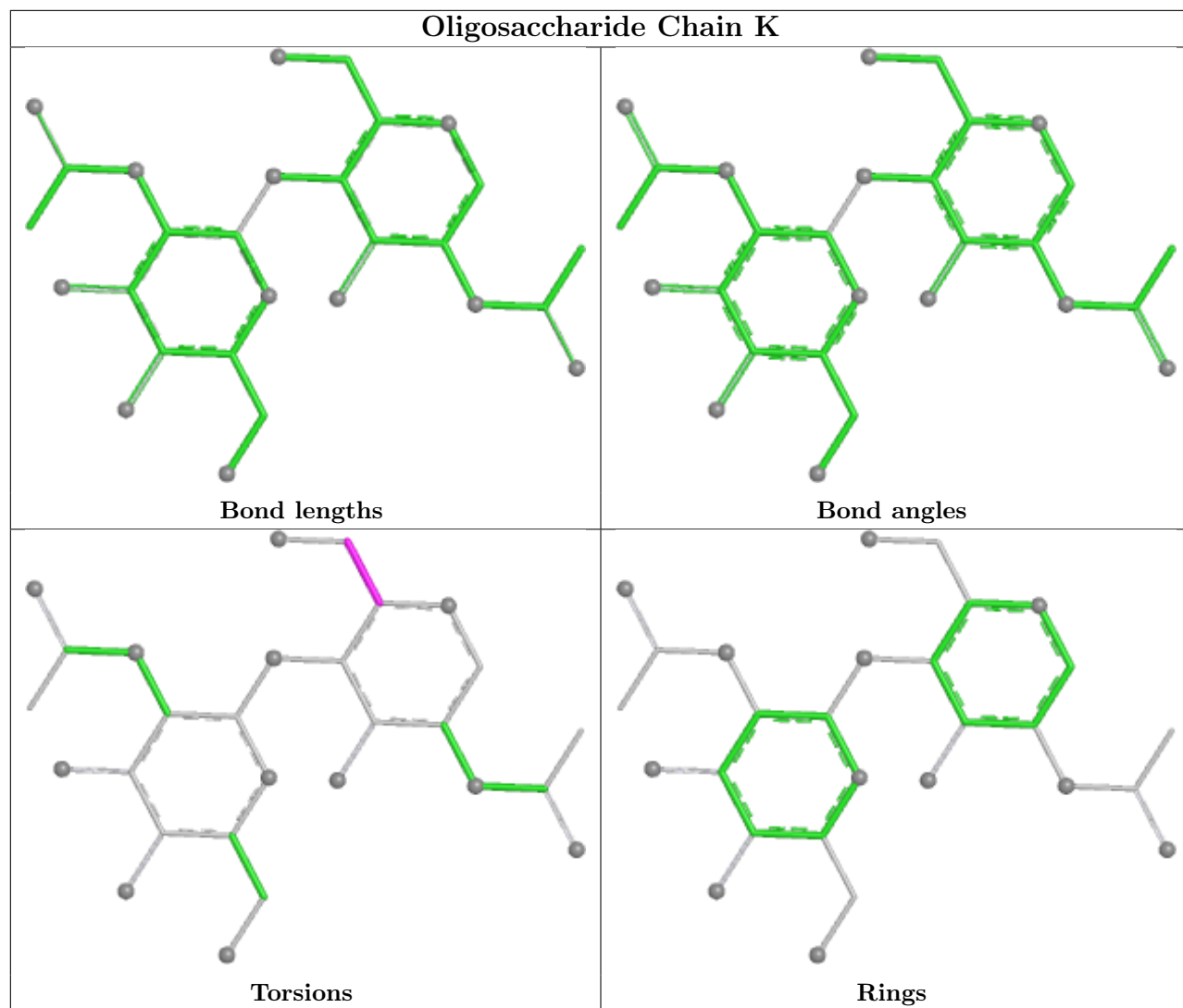


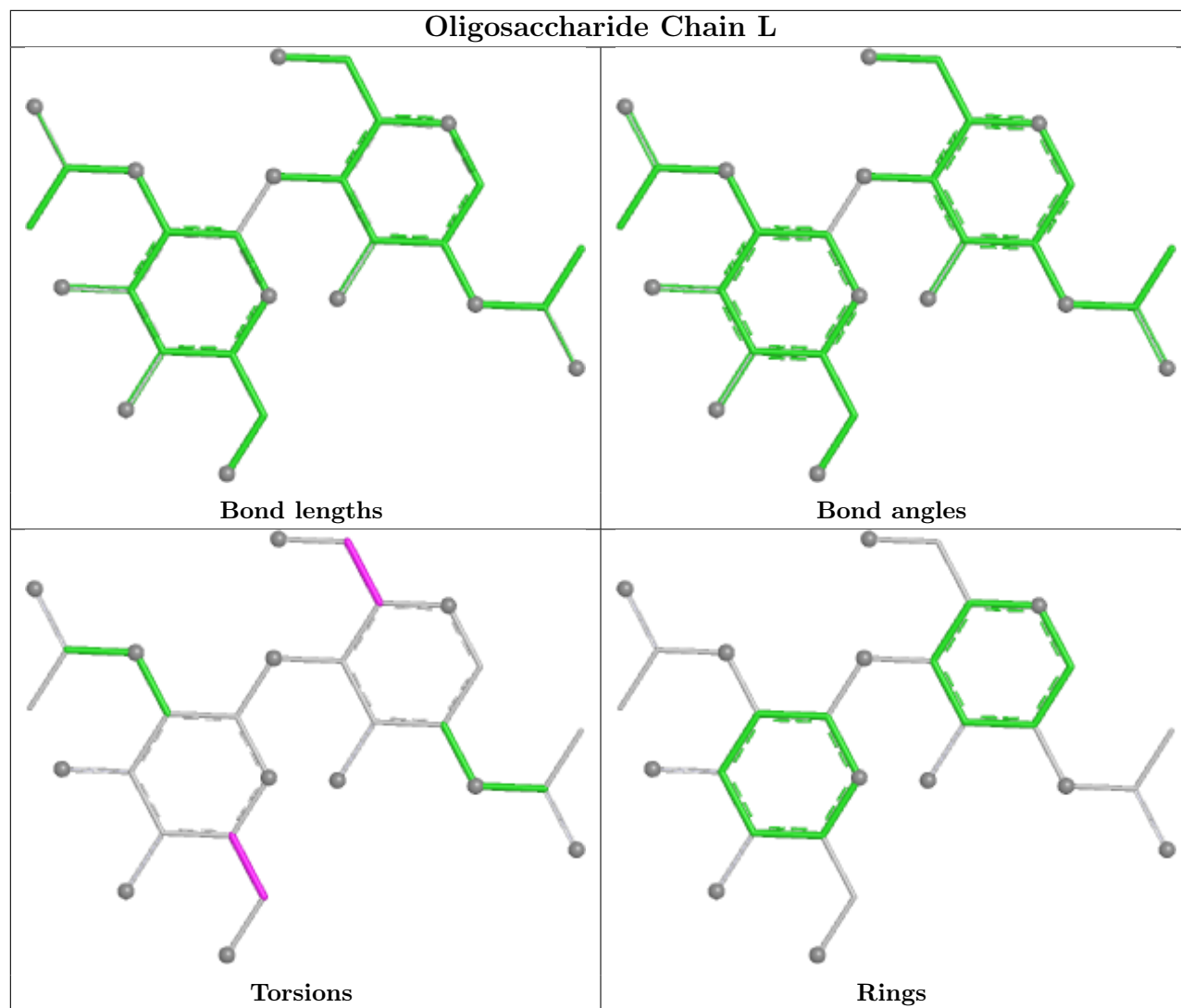


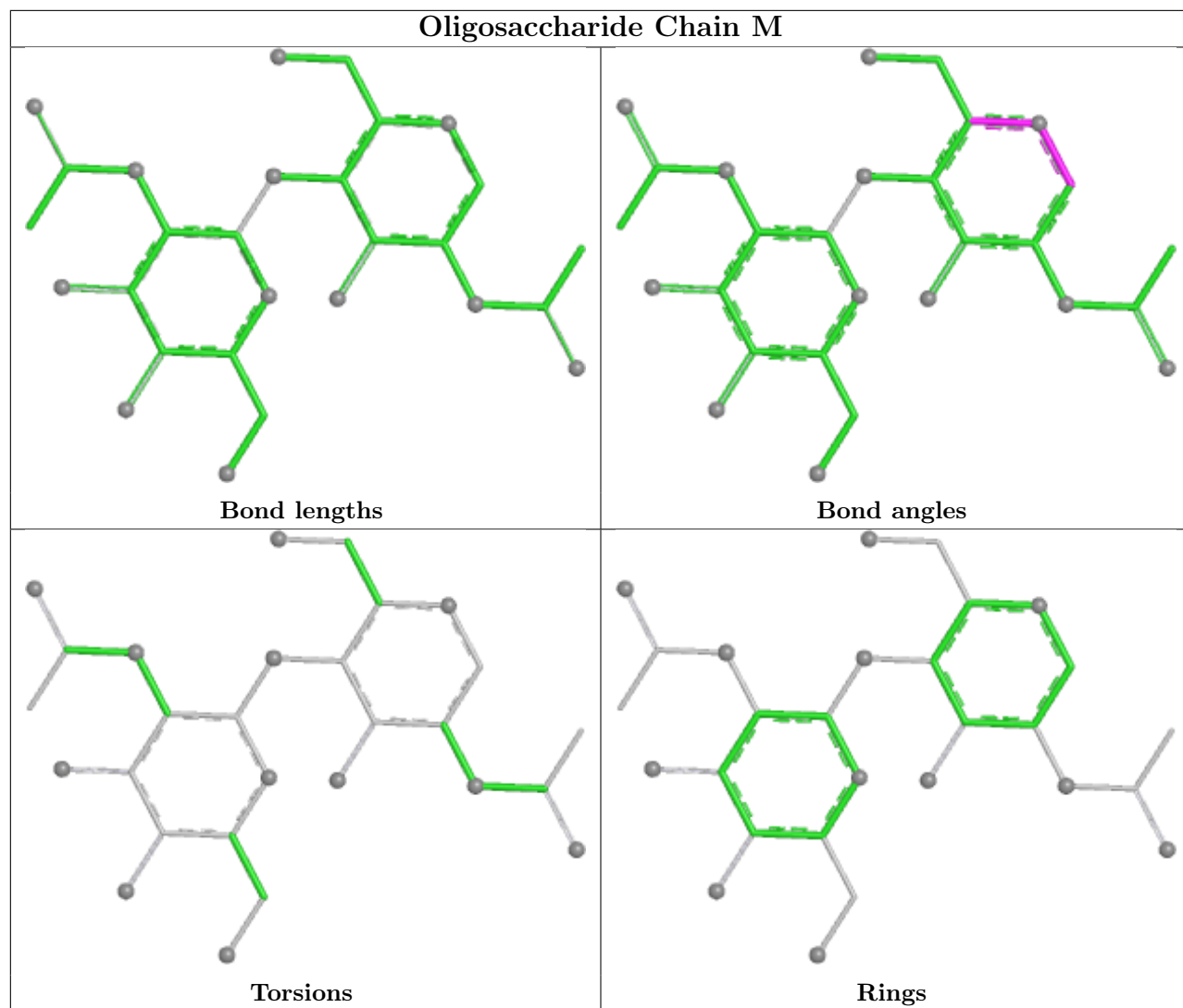


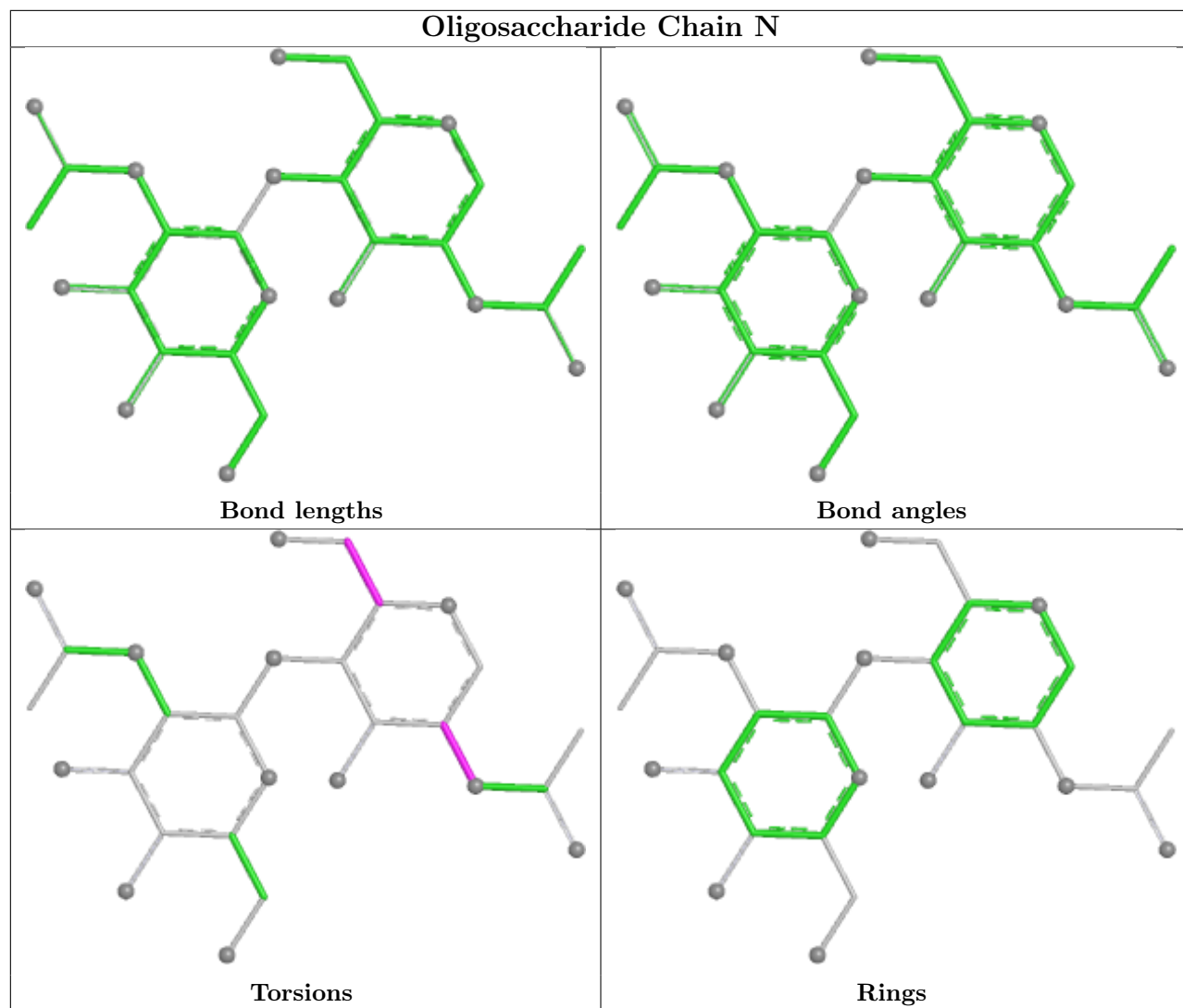


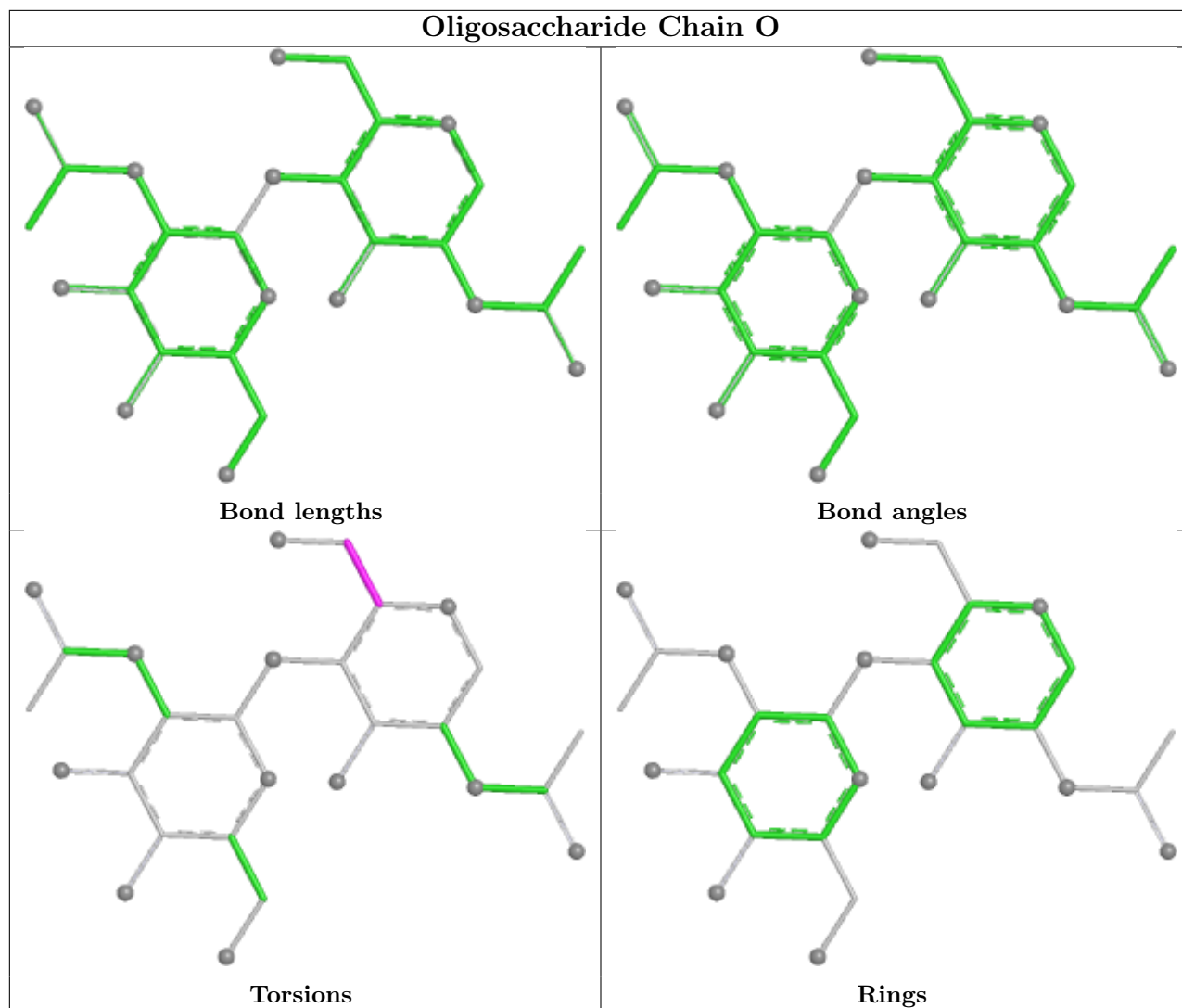












5.6 Ligand geometry [i](#)

33 ligands are modelled in this entry.

In the following table, the Counts columns list the number of bonds (or angles) for which Mogul statistics could be retrieved, the number of bonds (or angles) that are observed in the model and the number of bonds (or angles) that are defined in the Chemical Component Dictionary. The Link column lists molecule types, if any, to which the group is linked. The Z score for a bond length (or angle) is the number of standard deviations the observed value is removed from the expected value. A bond length (or angle) with $|Z| > 2$ is considered an outlier worth inspection. RMSZ is the root-mean-square of all Z scores of the bond lengths (or angles).

Mol	Type	Chain	Res	Link	Bond lengths			Bond angles		
					Counts	RMSZ	$\# Z > 2$	Counts	RMSZ	$\# Z > 2$
3	NAG	B	1303	1	14,14,15	0.20	0	17,19,21	0.50	0
3	NAG	B	1304	1	14,14,15	0.27	0	17,19,21	0.44	0
3	NAG	C	1306	1	14,14,15	0.43	0	17,19,21	0.55	0

Mol	Type	Chain	Res	Link	Bond lengths			Bond angles		
					Counts	RMSZ	# Z > 2	Counts	RMSZ	# Z > 2
3	NAG	B	1309	1	14,14,15	0.34	0	17,19,21	0.46	0
3	NAG	B	1301	1	14,14,15	0.51	0	17,19,21	0.45	0
3	NAG	A	1303	1	14,14,15	0.19	0	17,19,21	0.50	0
3	NAG	B	1308	1	14,14,15	0.40	0	17,19,21	0.46	0
3	NAG	A	1304	1	14,14,15	0.27	0	17,19,21	0.44	0
3	NAG	C	1301	1	14,14,15	0.51	0	17,19,21	0.45	0
3	NAG	B	1302	1	14,14,15	0.35	0	17,19,21	0.63	1 (5%)
3	NAG	C	1305	1	14,14,15	0.29	0	17,19,21	0.65	1 (5%)
3	NAG	A	1301	1	14,14,15	0.51	0	17,19,21	0.46	0
3	NAG	C	1308	1	14,14,15	0.40	0	17,19,21	0.46	0
3	NAG	C	1303	1	14,14,15	0.20	0	17,19,21	0.50	0
3	NAG	A	1308	1	14,14,15	0.39	0	17,19,21	0.45	0
3	NAG	C	1319	1	14,14,15	0.41	0	17,19,21	0.44	0
3	NAG	A	1314	1	14,14,15	0.19	0	17,19,21	0.52	0
3	NAG	A	1302	1	14,14,15	0.35	0	17,19,21	0.62	1 (5%)
3	NAG	C	1302	1	14,14,15	0.34	0	17,19,21	0.63	1 (5%)
3	NAG	B	1306	1	14,14,15	0.43	0	17,19,21	0.55	0
3	NAG	C	1309	1	14,14,15	0.34	0	17,19,21	0.46	0
3	NAG	B	1307	1	14,14,15	0.19	0	17,19,21	0.51	0
3	NAG	A	1306	1	14,14,15	0.44	0	17,19,21	0.55	0
3	NAG	A	1319	1	14,14,15	0.40	0	17,19,21	0.44	0
3	NAG	A	1307	1	14,14,15	0.19	0	17,19,21	0.51	0
3	NAG	B	1305	1	14,14,15	0.28	0	17,19,21	0.66	1 (5%)
3	NAG	C	1304	1	14,14,15	0.25	0	17,19,21	0.44	0
3	NAG	B	1319	1	14,14,15	0.41	0	17,19,21	0.44	0
3	NAG	A	1305	1	14,14,15	0.28	0	17,19,21	0.65	1 (5%)
3	NAG	C	1307	1	14,14,15	0.19	0	17,19,21	0.50	0
3	NAG	B	1314	1	14,14,15	0.20	0	17,19,21	0.52	0
3	NAG	C	1314	1	14,14,15	0.20	0	17,19,21	0.52	0
3	NAG	A	1309	1	14,14,15	0.34	0	17,19,21	0.46	0

In the following table, the Chirals column lists the number of chiral outliers, the number of chiral centers analysed, the number of these observed in the model and the number defined in the Chemical Component Dictionary. Similar counts are reported in the Torsion and Rings columns. '-' means no outliers of that kind were identified.

Mol	Type	Chain	Res	Link	Chirals	Torsions	Rings
3	NAG	B	1303	1	-	2/6/23/26	0/1/1/1
3	NAG	B	1304	1	-	0/6/23/26	0/1/1/1
3	NAG	C	1306	1	-	2/6/23/26	0/1/1/1
3	NAG	B	1309	1	-	0/6/23/26	0/1/1/1

Continued on next page...

Continued from previous page...

Mol	Type	Chain	Res	Link	Chirals	Torsions	Rings
3	NAG	B	1301	1	-	2/6/23/26	0/1/1/1
3	NAG	A	1303	1	-	2/6/23/26	0/1/1/1
3	NAG	B	1308	1	-	0/6/23/26	0/1/1/1
3	NAG	A	1304	1	-	0/6/23/26	0/1/1/1
3	NAG	C	1301	1	-	2/6/23/26	0/1/1/1
3	NAG	B	1302	1	-	0/6/23/26	0/1/1/1
3	NAG	C	1305	1	-	0/6/23/26	0/1/1/1
3	NAG	A	1301	1	-	2/6/23/26	0/1/1/1
3	NAG	C	1308	1	-	0/6/23/26	0/1/1/1
3	NAG	C	1303	1	-	2/6/23/26	0/1/1/1
3	NAG	A	1308	1	-	0/6/23/26	0/1/1/1
3	NAG	C	1319	1	-	1/6/23/26	0/1/1/1
3	NAG	A	1314	1	-	1/6/23/26	0/1/1/1
3	NAG	A	1302	1	-	0/6/23/26	0/1/1/1
3	NAG	C	1302	1	-	0/6/23/26	0/1/1/1
3	NAG	B	1306	1	-	2/6/23/26	0/1/1/1
3	NAG	C	1309	1	-	0/6/23/26	0/1/1/1
3	NAG	B	1307	1	-	0/6/23/26	0/1/1/1
3	NAG	A	1306	1	-	2/6/23/26	0/1/1/1
3	NAG	A	1319	1	-	1/6/23/26	0/1/1/1
3	NAG	A	1307	1	-	0/6/23/26	0/1/1/1
3	NAG	B	1305	1	-	0/6/23/26	0/1/1/1
3	NAG	C	1304	1	-	0/6/23/26	0/1/1/1
3	NAG	B	1319	1	-	1/6/23/26	0/1/1/1
3	NAG	A	1305	1	-	0/6/23/26	0/1/1/1
3	NAG	C	1307	1	-	0/6/23/26	0/1/1/1
3	NAG	B	1314	1	-	1/6/23/26	0/1/1/1
3	NAG	C	1314	1	-	1/6/23/26	0/1/1/1
3	NAG	A	1309	1	-	0/6/23/26	0/1/1/1

There are no bond length outliers.

All (6) bond angle outliers are listed below:

Mol	Chain	Res	Type	Atoms	Z	Observed(°)	Ideal(°)
3	B	1305	NAG	C1-O5-C5	2.30	115.27	112.19
3	C	1305	NAG	C1-O5-C5	2.27	115.23	112.19
3	A	1305	NAG	C1-O5-C5	2.27	115.23	112.19
3	B	1302	NAG	C1-O5-C5	2.05	114.94	112.19
3	C	1302	NAG	C1-O5-C5	2.05	114.93	112.19
3	A	1302	NAG	C1-O5-C5	2.03	114.90	112.19

There are no chirality outliers.

All (24) torsion outliers are listed below:

Mol	Chain	Res	Type	Atoms
3	A	1303	NAG	O5-C5-C6-O6
3	B	1303	NAG	O5-C5-C6-O6
3	C	1303	NAG	O5-C5-C6-O6
3	A	1301	NAG	C4-C5-C6-O6
3	B	1301	NAG	C4-C5-C6-O6
3	C	1301	NAG	C4-C5-C6-O6
3	A	1301	NAG	O5-C5-C6-O6
3	B	1301	NAG	O5-C5-C6-O6
3	C	1301	NAG	O5-C5-C6-O6
3	A	1303	NAG	C4-C5-C6-O6
3	B	1303	NAG	C4-C5-C6-O6
3	C	1303	NAG	C4-C5-C6-O6
3	A	1314	NAG	O5-C5-C6-O6
3	B	1314	NAG	O5-C5-C6-O6
3	C	1314	NAG	O5-C5-C6-O6
3	A	1306	NAG	C4-C5-C6-O6
3	B	1306	NAG	C4-C5-C6-O6
3	C	1306	NAG	C4-C5-C6-O6
3	A	1306	NAG	O5-C5-C6-O6
3	B	1306	NAG	O5-C5-C6-O6
3	C	1306	NAG	O5-C5-C6-O6
3	A	1319	NAG	C3-C2-N2-C7
3	B	1319	NAG	C3-C2-N2-C7
3	C	1319	NAG	C3-C2-N2-C7

There are no ring outliers.

9 monomers are involved in 9 short contacts:

Mol	Chain	Res	Type	Clashes	Symm-Clashes
3	B	1301	NAG	1	0
3	C	1301	NAG	1	0
3	B	1302	NAG	1	0
3	A	1301	NAG	1	0
3	C	1319	NAG	1	0
3	A	1302	NAG	1	0
3	C	1302	NAG	1	0
3	A	1319	NAG	1	0
3	B	1319	NAG	1	0

5.7 Other polymers [i](#)

There are no such residues in this entry.

5.8 Polymer linkage issues [i](#)

There are no chain breaks in this entry.

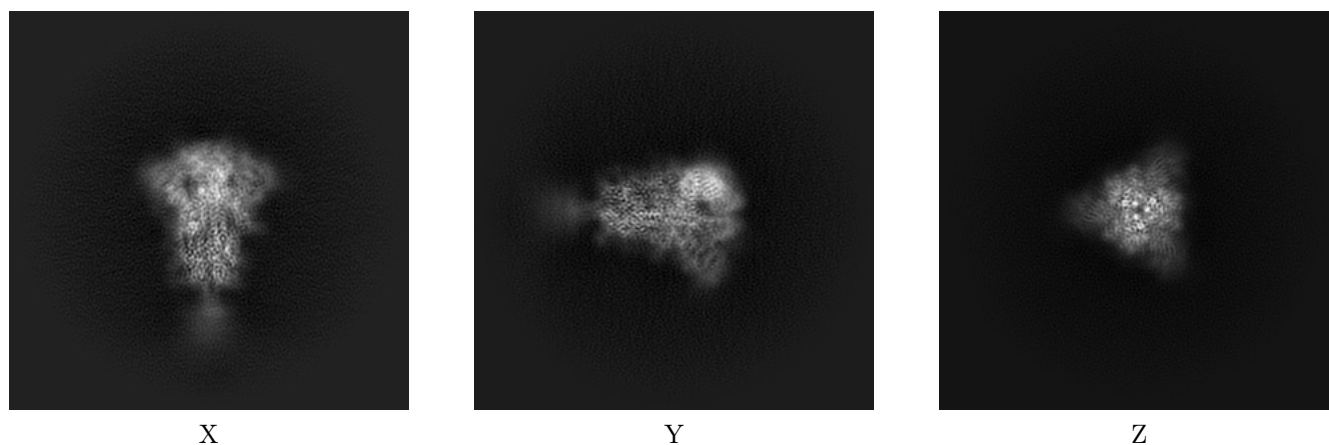
6 Map visualisation [i](#)

This section contains visualisations of the EMDB entry EMD-22078. These allow visual inspection of the internal detail of the map and identification of artifacts.

No raw map or half-maps were deposited for this entry and therefore no images, graphs, etc. pertaining to the raw map can be shown.

6.1 Orthogonal projections [i](#)


6.1.1 Primary map



The images above show the map projected in three orthogonal directions.

6.2 Central slices [i](#)

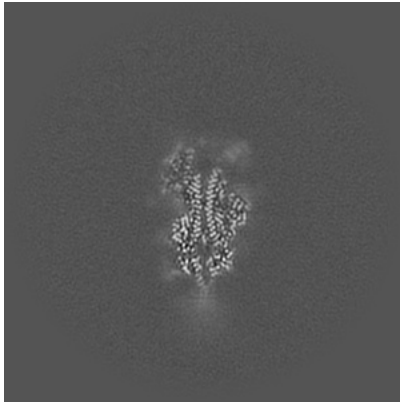
6.2.1 Primary map



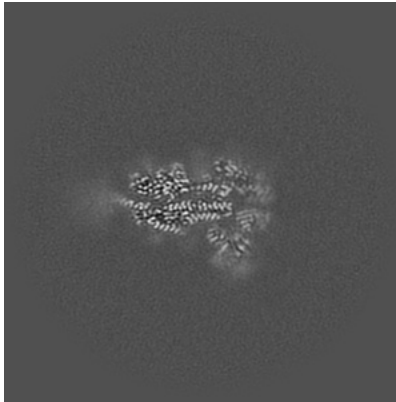
The images above show central slices of the map in three orthogonal directions.

6.3 Largest variance slices [i](#)

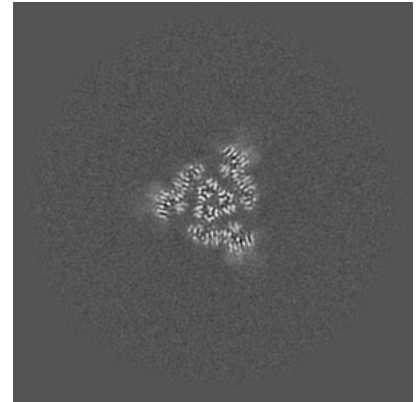
6.3.1 Primary map



X Index: 188



Y Index: 199




Z Index: 210

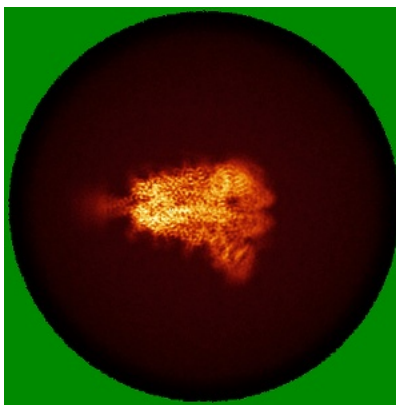
The images above show the largest variance slices of the map in three orthogonal directions.

6.4 Orthogonal standard-deviation projections (False-color) [i](#)

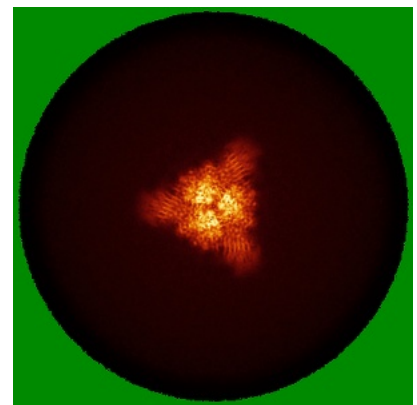
6.4.1 Primary map



X



Y



Z

The images above show the map standard deviation projections with false color in three orthogonal directions. Minimum values are shown in green, max in blue, and dark to light orange shades represent small to large values respectively.

6.5 Orthogonal surface views [i](#)

6.5.1 Primary map



The images above show the 3D surface view of the map at the recommended contour level 0.2. These images, in conjunction with the slice images, may facilitate assessment of whether an appropriate contour level has been provided.

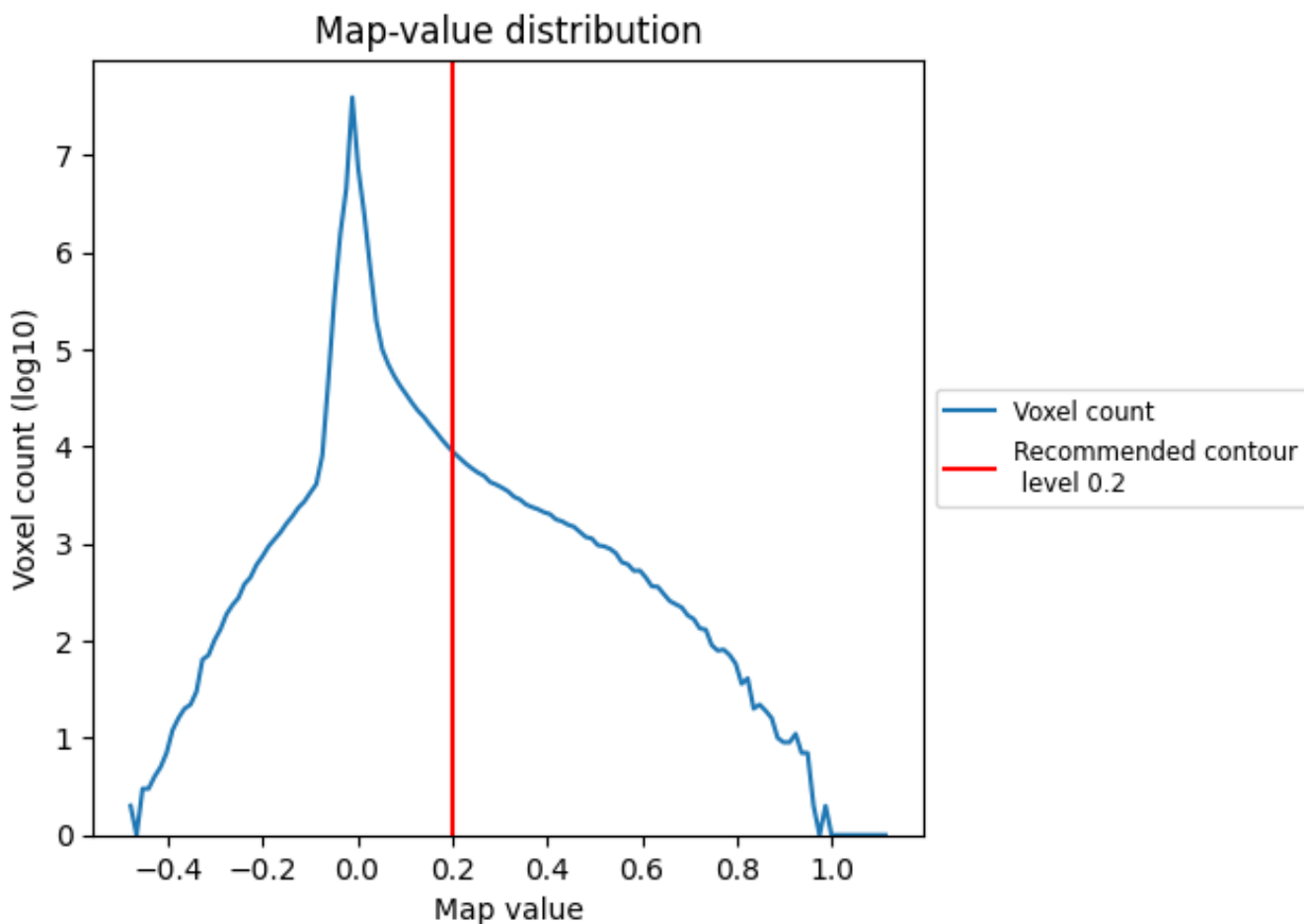
6.6 Mask visualisation [i](#)

This section was not generated. No masks/segmentation were deposited.

7 Map analysis [i](#)

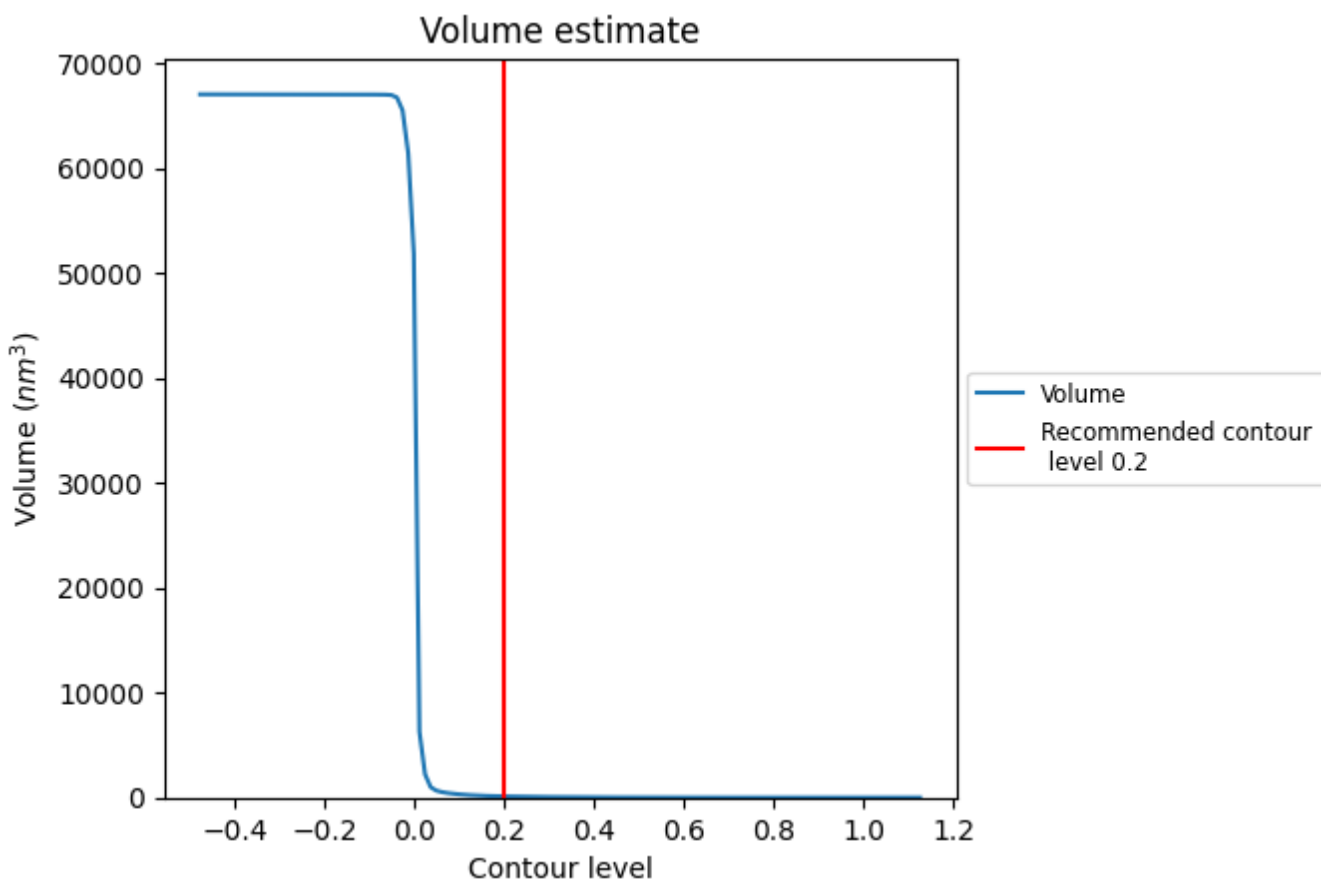
This section contains the results of statistical analysis of the map.

7.1 Map-value distribution [i](#)



The map-value distribution is plotted in 128 intervals along the x-axis. The y-axis is logarithmic. A spike in this graph at zero usually indicates that the volume has been masked.

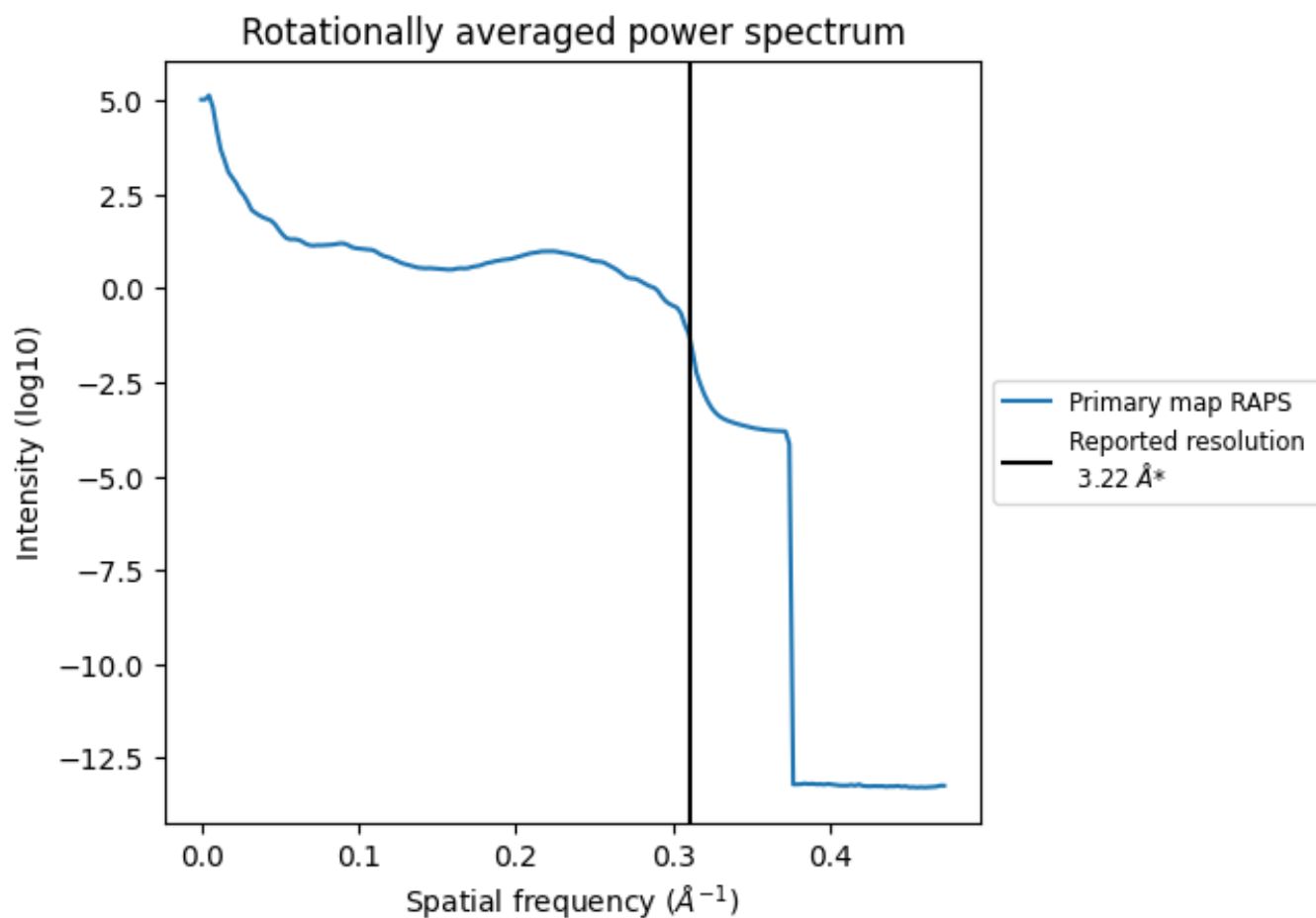
7.2 Volume estimate [i](#)



The volume at the recommended contour level is 111 nm³; this corresponds to an approximate mass of 101 kDa.

The volume estimate graph shows how the enclosed volume varies with the contour level. The recommended contour level is shown as a vertical line and the intersection between the line and the curve gives the volume of the enclosed surface at the given level.

7.3 Rotationally averaged power spectrum [i](#)



*Reported resolution corresponds to spatial frequency of 0.311 Å⁻¹


8 Fourier-Shell correlation

This section was not generated. No FSC curve or half-maps provided.

9 Map-model fit [i](#)

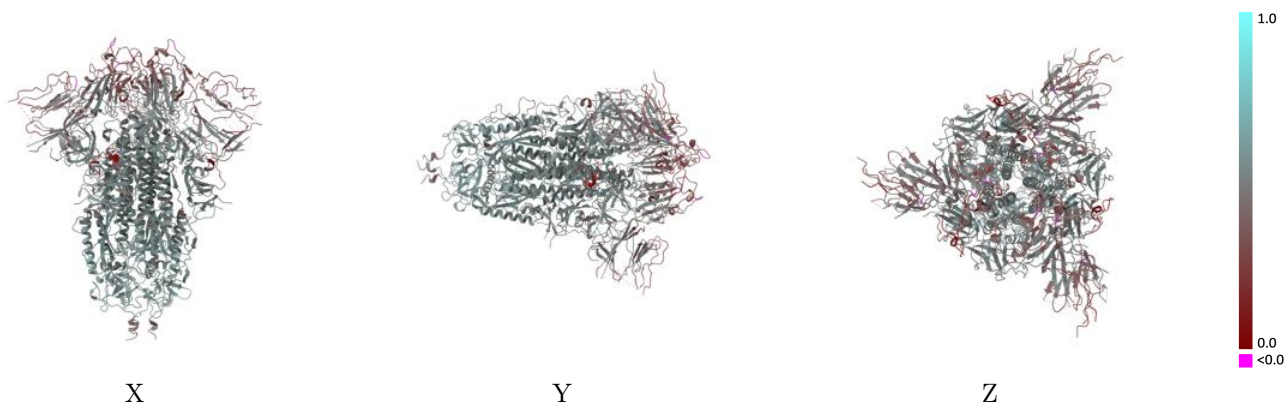
This section contains information regarding the fit between EMDB map EMD-22078 and PDB model 6X6P. Per-residue inclusion information can be found in section 3 on page 14.

9.1 Map-model overlay [i](#)



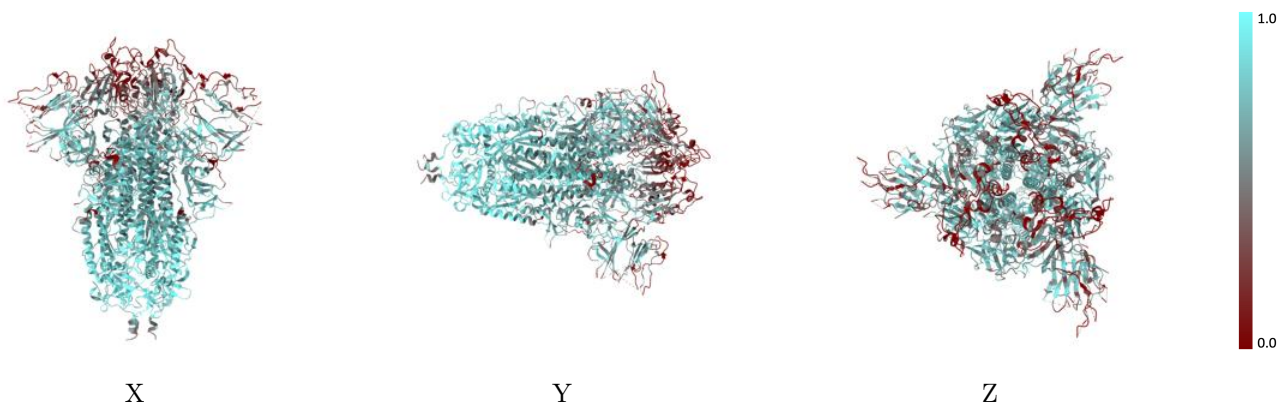
The images above show the 3D surface view of the map at the recommended contour level 0.2 at 50% transparency in yellow overlaid with a ribbon representation of the model coloured in blue. These images allow for the visual assessment of the quality of fit between the atomic model and the map.

9.2 Q-score mapped to coordinate model [i](#)



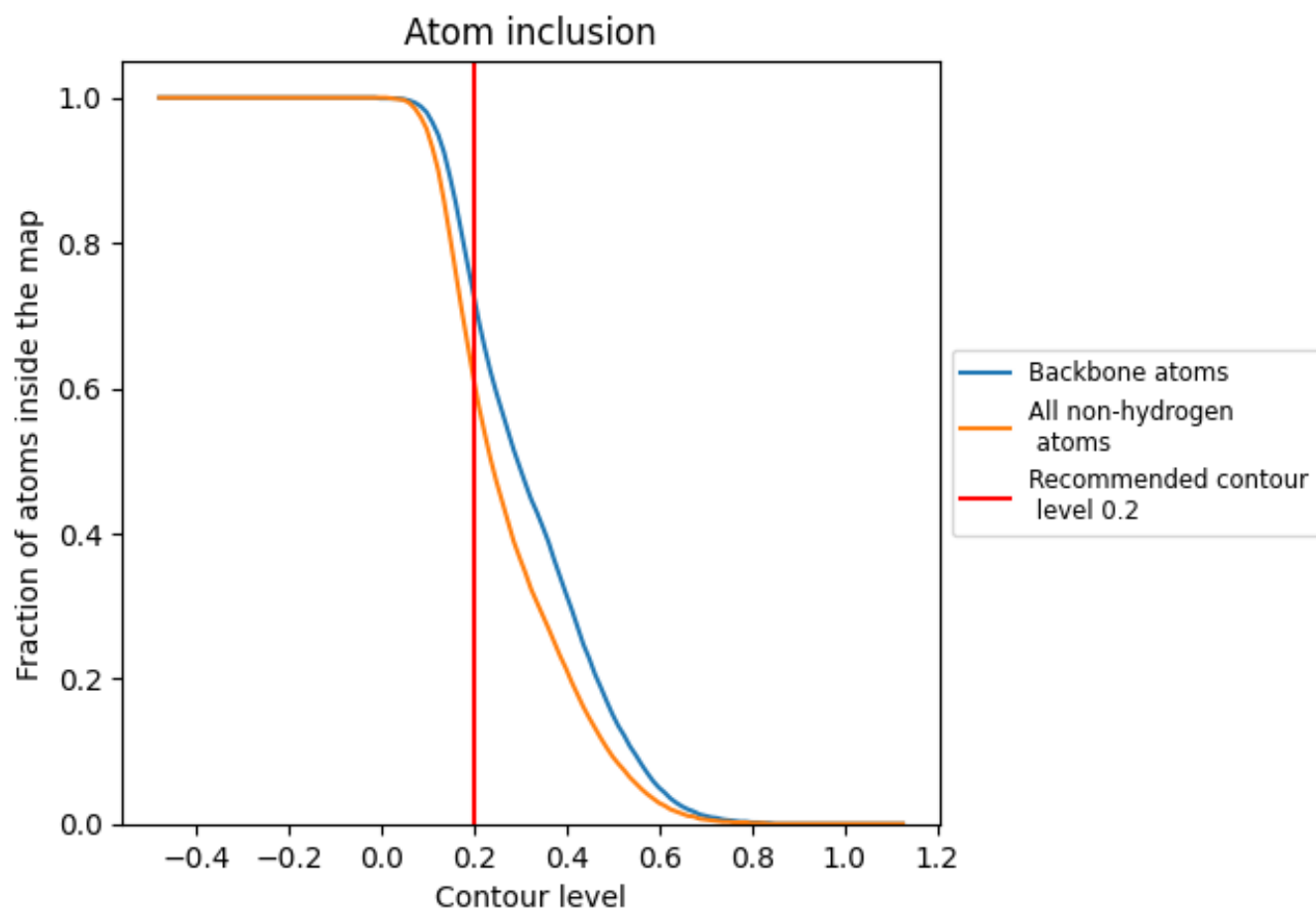
The images above show the model with each residue coloured according to its Q-score. This shows their resolvability in the map with higher Q-score values reflecting better resolvability. Please note: Q-score is calculating the resolvability of atoms, and thus high values are only expected at resolutions at which atoms can be resolved. Low Q-score values may therefore be expected for many entries.

9.3 Atom inclusion mapped to coordinate model [i](#)



The images above show the model with each residue coloured according to its atom inclusion. This shows to what extent they are inside the map at the recommended contour level (0.2).

































9.4 Atom inclusion [i](#)



At the recommended contour level, 73% of all backbone atoms, 61% of all non-hydrogen atoms, are inside the map.

9.5 Map-model fit summary

The table lists the average atom inclusion at the recommended contour level (0.2) and Q-score for the entire model and for each chain.

Chain	Atom inclusion	Q-score
All	 0.6120	 0.4690
A	 0.6130	 0.4690
B	 0.6140	 0.4690
C	 0.6130	 0.4690
D	 0.6790	 0.4900
E	 0.4640	 0.4690
F	 0.5710	 0.4940
G	 0.5000	 0.4600
H	 0.6790	 0.4810
I	 0.4640	 0.4760
J	 0.4640	 0.5030
K	 0.5000	 0.4420
L	 0.6430	 0.4980
M	 0.4640	 0.4830
N	 0.5000	 0.4910
O	 0.5000	 0.4590

