



Full wwPDB EM Validation Report ⓘ

Dec 3, 2024 – 08:24 PM JST

PDB ID : 8XB6
EMDB ID : EMD-38212
Title : Portal-vertex of SH-Ab15497 in C1 symmetry
Authors : Lin, J.; Zhao, S.W.
Deposited on : 2023-12-05
Resolution : 3.70 Å (reported)
Based on initial model : .

This is a Full wwPDB EM Validation Report for a publicly released PDB entry.

We welcome your comments at validation@mail.wwpdb.org

A user guide is available at

<https://www.wwpdb.org/validation/2017/EMValidationReportHelp>

with specific help available everywhere you see the ⓘ symbol.

The types of validation reports are described at

<http://www.wwpdb.org/validation/2017/FAQs#types>.

The following versions of software and data (see [references ⓘ](#)) were used in the production of this report:

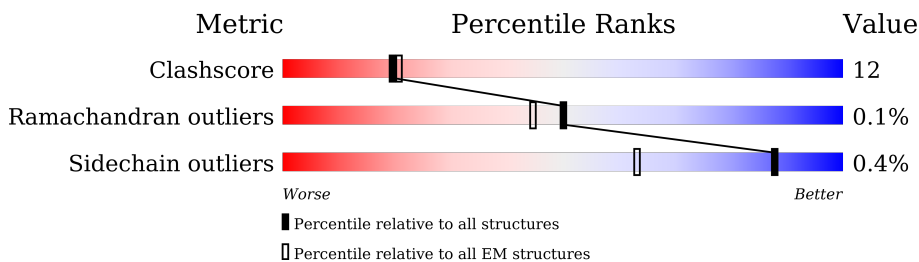
EMDB validation analysis : 0.0.1.dev113
MolProbity : 4.02b-467
Percentile statistics : 20231227.v01 (using entries in the PDB archive December 27th 2023)
MapQ : 1.9.13
Ideal geometry (proteins) : Engh & Huber (2001)
Ideal geometry (DNA, RNA) : Parkinson et al. (1996)
Validation Pipeline (wwPDB-VP) : 2.40

1 Overall quality at a glance i

The following experimental techniques were used to determine the structure:
ELECTRON MICROSCOPY

The reported resolution of this entry is 3.70 Å.

Percentile scores (ranging between 0-100) for global validation metrics of the entry are shown in the following graphic. The table shows the number of entries on which the scores are based.



Metric	Whole archive (#Entries)	EM structures (#Entries)
Clashscore	210492	15764
Ramachandran outliers	207382	16835
Sidechain outliers	206894	16415

The table below summarises the geometric issues observed across the polymeric chains and their fit to the map. The red, orange, yellow and green segments of the bar indicate the fraction of residues that contain outliers for ≥ 3 , 2, 1 and 0 types of geometric quality criteria respectively. A grey segment represents the fraction of residues that are not modelled. The numeric value for each fraction is indicated below the corresponding segment, with a dot representing fractions $\leq 5\%$. The upper red bar (where present) indicates the fraction of residues that have poor fit to the EM map (all-atom inclusion $< 40\%$). The numeric value is given above the bar.

Mol	Chain	Length	Quality of chain
1	A	506	<div style="display: flex; justify-content: space-between; align-items: center;"> <div style="text-align: center;">18%</div> <div style="width: 100%; height: 15px; background: linear-gradient(to right, red, orange, yellow, green, grey);"></div> <div style="text-align: center;">64%</div> <div style="text-align: center;">25%</div> <div style="text-align: center;">11%</div> </div>
1	B	506	<div style="display: flex; justify-content: space-between; align-items: center;"> <div style="text-align: center;">23%</div> <div style="width: 100%; height: 15px; background: linear-gradient(to right, red, orange, yellow, green, grey);"></div> <div style="text-align: center;">61%</div> <div style="text-align: center;">28%</div> <div style="text-align: center;">11%</div> </div>
1	C	506	<div style="display: flex; justify-content: space-between; align-items: center;"> <div style="text-align: center;">24%</div> <div style="width: 100%; height: 15px; background: linear-gradient(to right, red, orange, yellow, green, grey);"></div> <div style="text-align: center;">61%</div> <div style="text-align: center;">27%</div> <div style="text-align: center;">11%</div> </div>
1	D	506	<div style="display: flex; justify-content: space-between; align-items: center;"> <div style="text-align: center;">24%</div> <div style="width: 100%; height: 15px; background: linear-gradient(to right, red, orange, yellow, green, grey);"></div> <div style="text-align: center;">61%</div> <div style="text-align: center;">28%</div> <div style="text-align: center;">11%</div> </div>
1	E	506	<div style="display: flex; justify-content: space-between; align-items: center;"> <div style="text-align: center;">20%</div> <div style="width: 100%; height: 15px; background: linear-gradient(to right, red, orange, yellow, green, grey);"></div> <div style="text-align: center;">58%</div> <div style="text-align: center;">30%</div> <div style="text-align: center;">11%</div> </div>
1	F	506	<div style="display: flex; justify-content: space-between; align-items: center;"> <div style="text-align: center;">23%</div> <div style="width: 100%; height: 15px; background: linear-gradient(to right, red, orange, yellow, green, grey);"></div> <div style="text-align: center;">62%</div> <div style="text-align: center;">27%</div> <div style="text-align: center;">11%</div> </div>
1	G	506	<div style="display: flex; justify-content: space-between; align-items: center;"> <div style="text-align: center;">25%</div> <div style="width: 100%; height: 15px; background: linear-gradient(to right, red, orange, yellow, green, grey);"></div> <div style="text-align: center;">61%</div> <div style="text-align: center;">27%</div> <div style="text-align: center;">12%</div> </div>
1	H	506	<div style="display: flex; justify-content: space-between; align-items: center;"> <div style="text-align: center;">28%</div> <div style="width: 100%; height: 15px; background: linear-gradient(to right, red, orange, yellow, green, grey);"></div> <div style="text-align: center;">60%</div> <div style="text-align: center;">29%</div> <div style="text-align: center;">11%</div> </div>

Continued on next page...

Continued from previous page...

Mol	Chain	Length	Quality of chain
1	I	506	 24% 62% 26% 11%
1	J	506	 22% 62% 27% 11%
1	K	506	 22% 64% 25% 11%
1	L	506	 19% 62% 26% 11%
2	M	321	 10% 78% 20% .
2	N	321	 10% 70% 27% .
2	O	321	 11% 79% 21%
2	P	321	 9% 79% 19% .
2	Q	321	 9% 77% 21% ..
2	R	321	 75% 24%
2	S	321	 75% 25%
2	T	321	 73% 26%
2	U	321	 69% 31%
2	V	321	 78% 22%

2 Entry composition [i](#)

There are 2 unique types of molecules in this entry. The entry contains 66825 atoms, of which 0 are hydrogens and 0 are deuteriums.

In the tables below, the AltConf column contains the number of residues with at least one atom in alternate conformation and the Trace column contains the number of residues modelled with at most 2 atoms.

- Molecule 1 is a protein called Portal protein.

Mol	Chain	Residues	Atoms					AltConf	Trace
			Total	C	N	O	S		
1	A	450	Total	C	N	O	S	0	0
			3583	2249	619	698	17		
1	B	450	Total	C	N	O	S	0	0
			3583	2249	619	698	17		
1	C	450	Total	C	N	O	S	0	0
			3583	2249	619	698	17		
1	D	450	Total	C	N	O	S	0	0
			3583	2249	619	698	17		
1	E	450	Total	C	N	O	S	0	0
			3583	2249	619	698	17		
1	F	450	Total	C	N	O	S	0	0
			3583	2249	619	698	17		
1	G	445	Total	C	N	O	S	0	0
			3545	2228	612	688	17		
1	H	450	Total	C	N	O	S	0	0
			3583	2249	619	698	17		
1	I	450	Total	C	N	O	S	0	0
			3583	2249	619	698	17		
1	J	450	Total	C	N	O	S	0	0
			3583	2249	619	698	17		
1	K	450	Total	C	N	O	S	0	0
			3583	2249	619	698	17		
1	L	450	Total	C	N	O	S	0	0
			3583	2249	619	698	17		

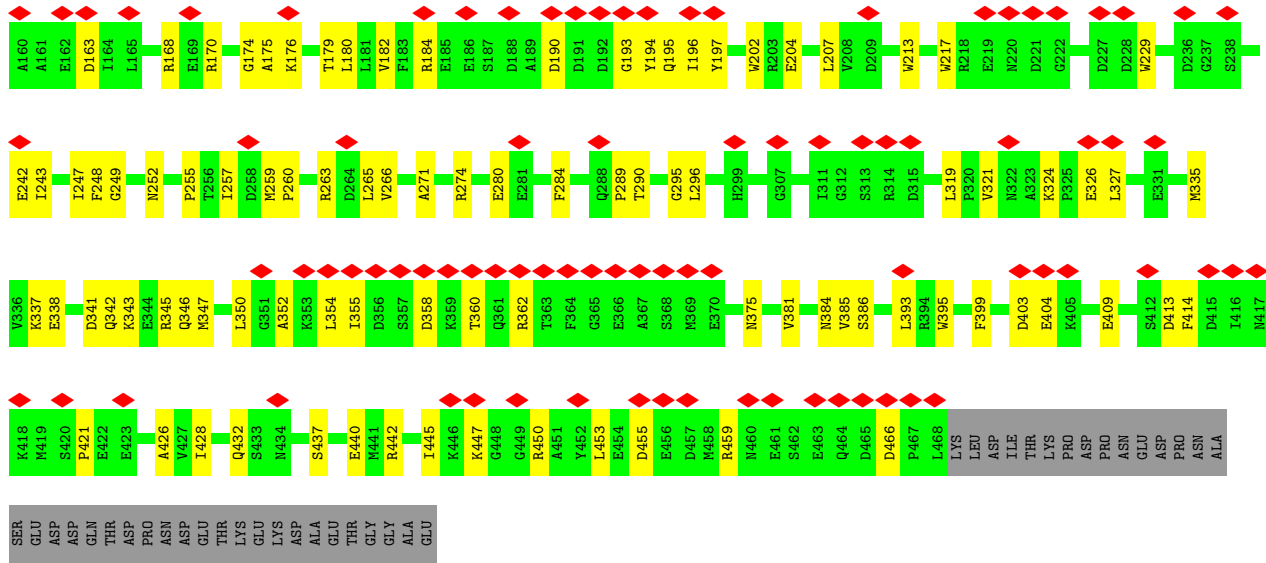
- Molecule 2 is a protein called Major capsid protein.

Mol	Chain	Residues	Atoms					AltConf	Trace
			Total	C	N	O	S		
2	M	314	Total	C	N	O	S	0	0
			2357	1476	413	463	5		
2	N	315	Total	C	N	O	S	0	0
			2366	1481	415	465	5		
2	O	320	Total	C	N	O	S	0	0
			2401	1503	420	473	5		

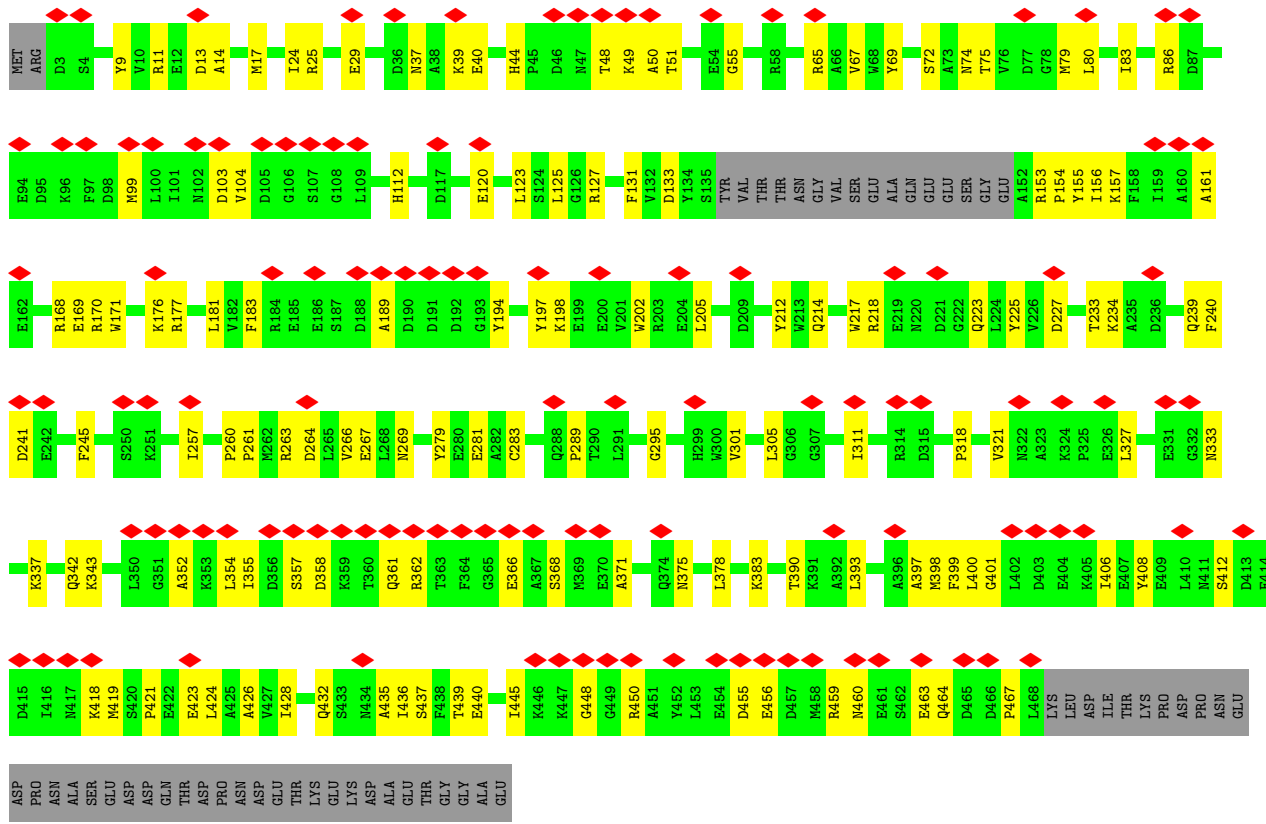
Continued on next page...

Continued from previous page...

Mol	Chain	Residues	Atoms					AltConf	Trace
2	P	313	Total	C	N	O	S	0	0
			2350	1471	412	462	5		
2	Q	318	Total	C	N	O	S	0	0
			2388	1494	418	471	5		
2	R	320	Total	C	N	O	S	0	0
			2401	1503	420	473	5		
2	S	320	Total	C	N	O	S	0	0
			2401	1503	420	473	5		
2	T	320	Total	C	N	O	S	0	0
			2401	1503	420	473	5		
2	U	320	Total	C	N	O	S	0	0
			2401	1503	420	473	5		
2	V	320	Total	C	N	O	S	0	0
			2401	1503	420	473	5		



• Molecule 1: Portal protein

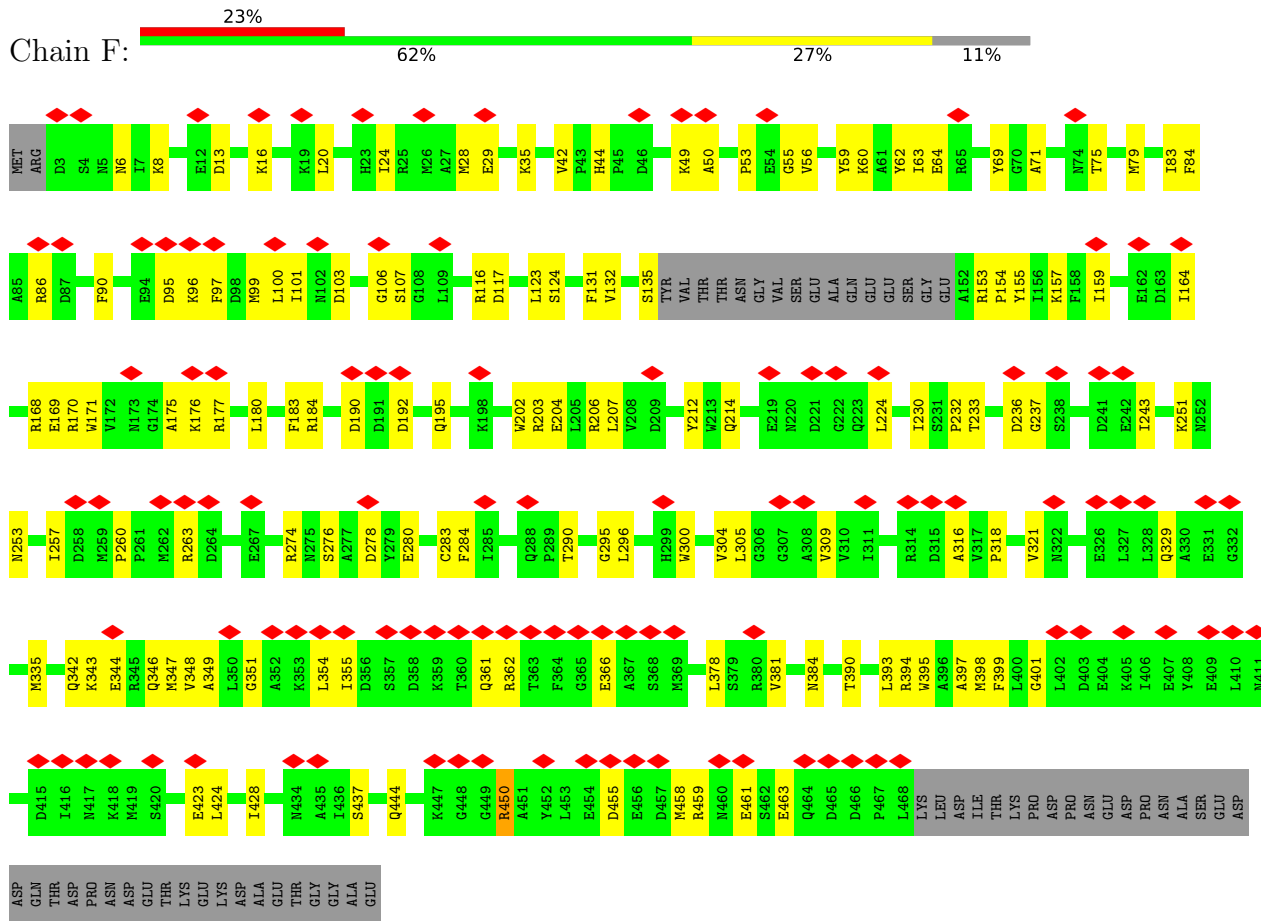


• Molecule 1: Portal protein

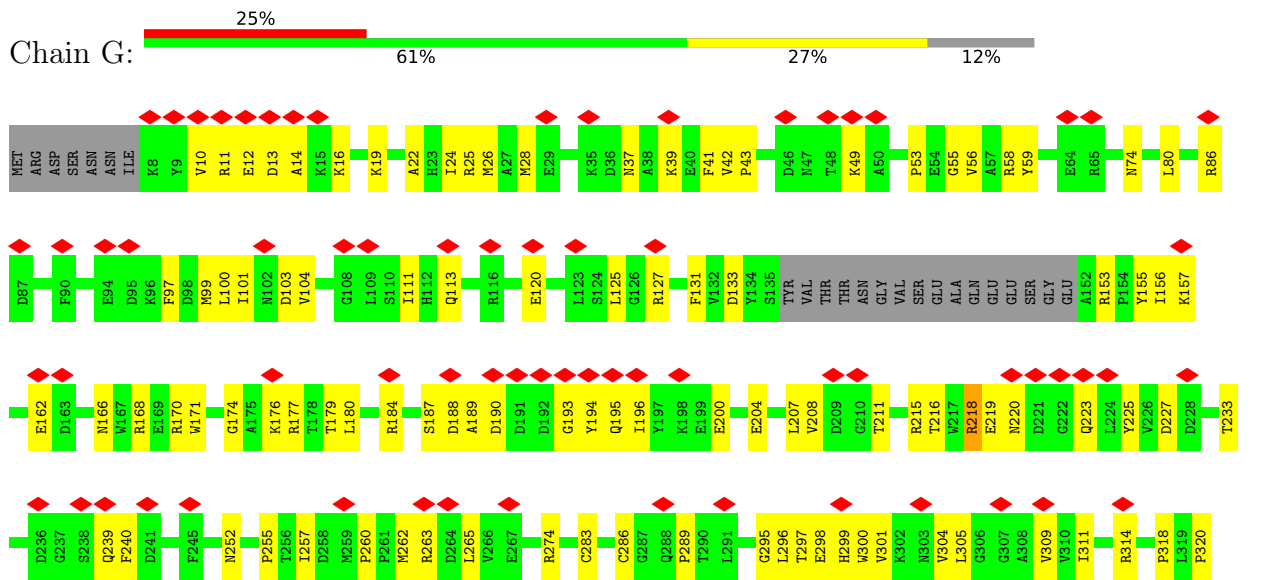


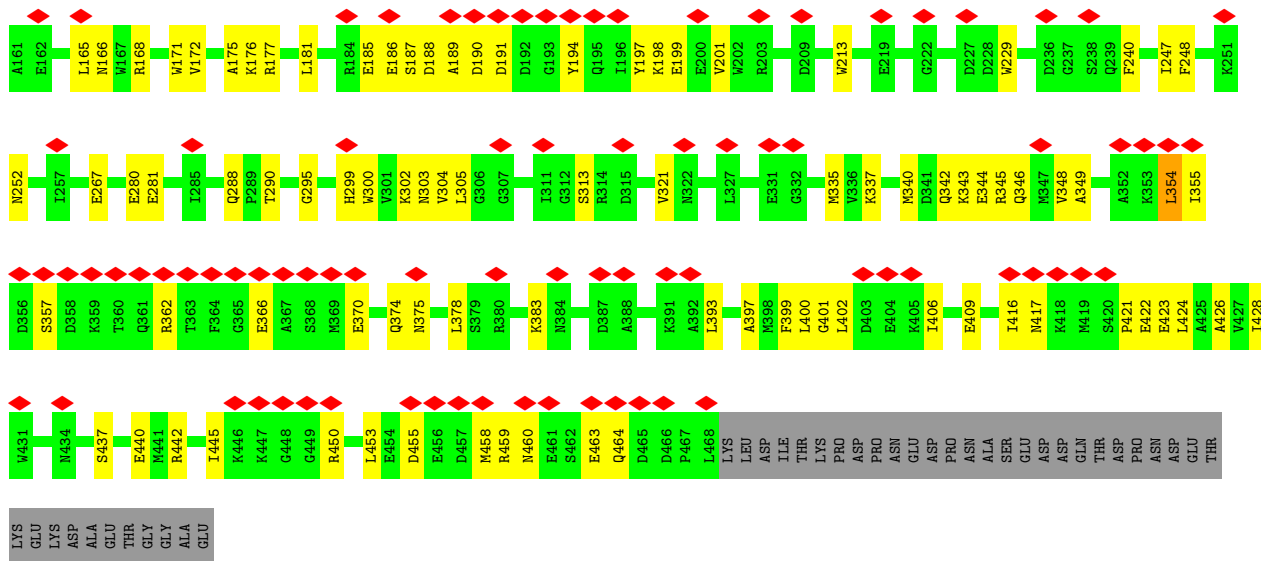
ASP
PRO
ASN
ALA
SER
GLU
ASP
ASP
GLN
THR
ASP
PRO
ASN
ASP
GLU
THR
LYS
GLU
LYS
ALA
GLU
THR
GLY
GLY
ALA
GLU

• Molecule 1: Portal protein

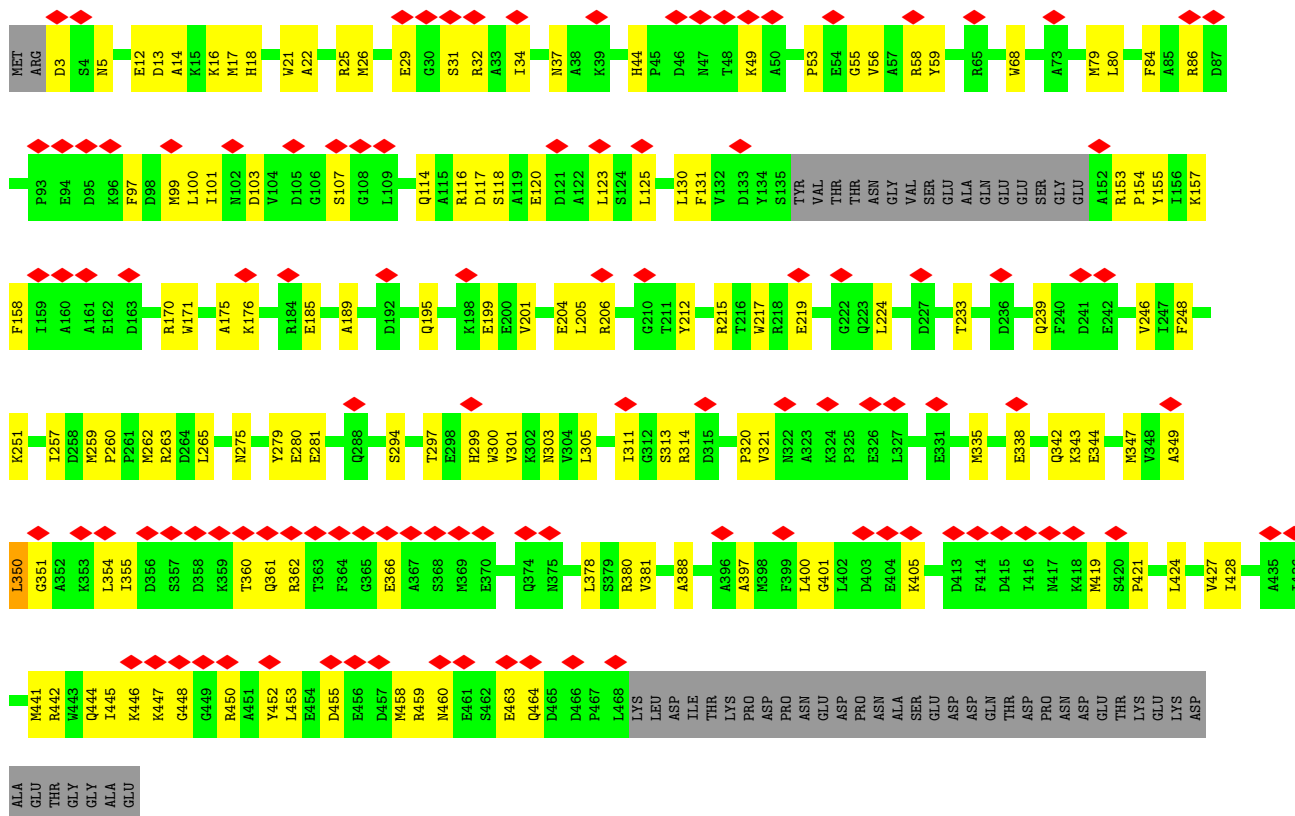


• Molecule 1: Portal protein



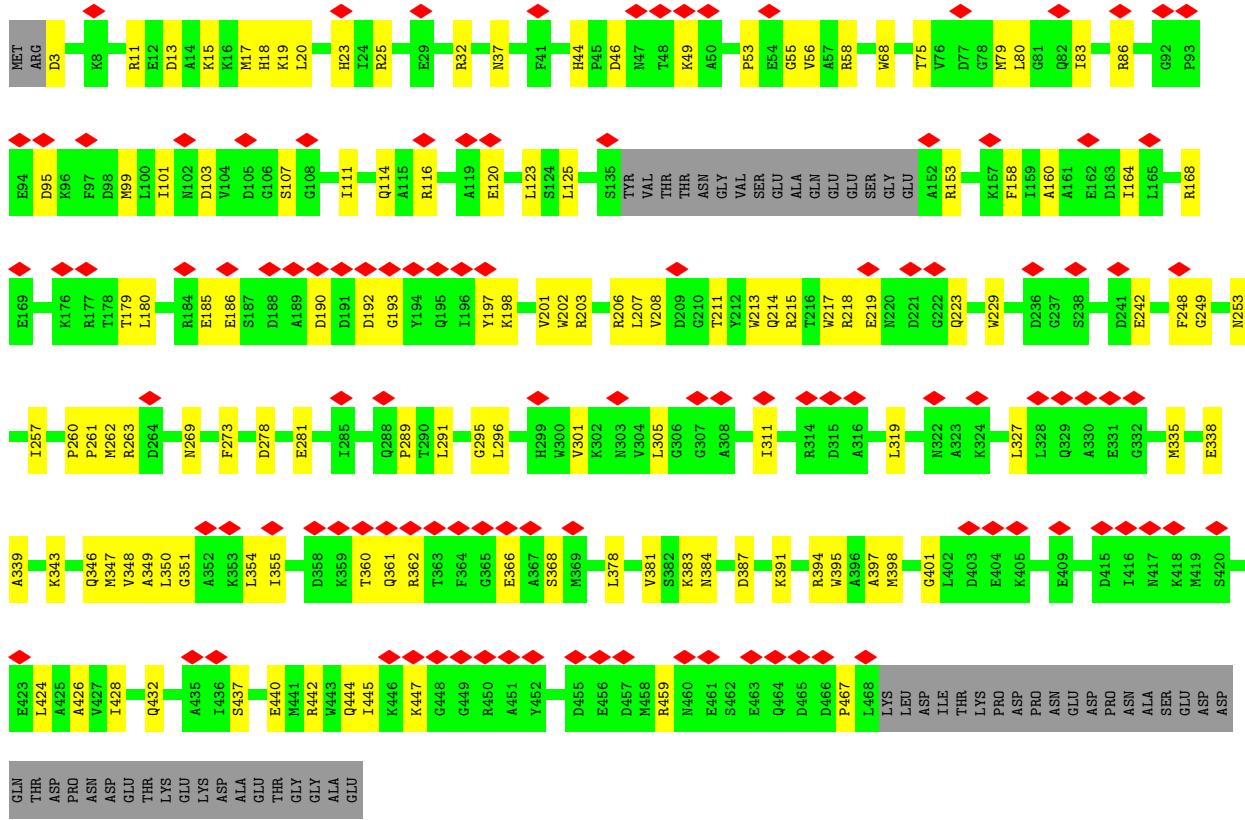


• Molecule 1: Portal protein

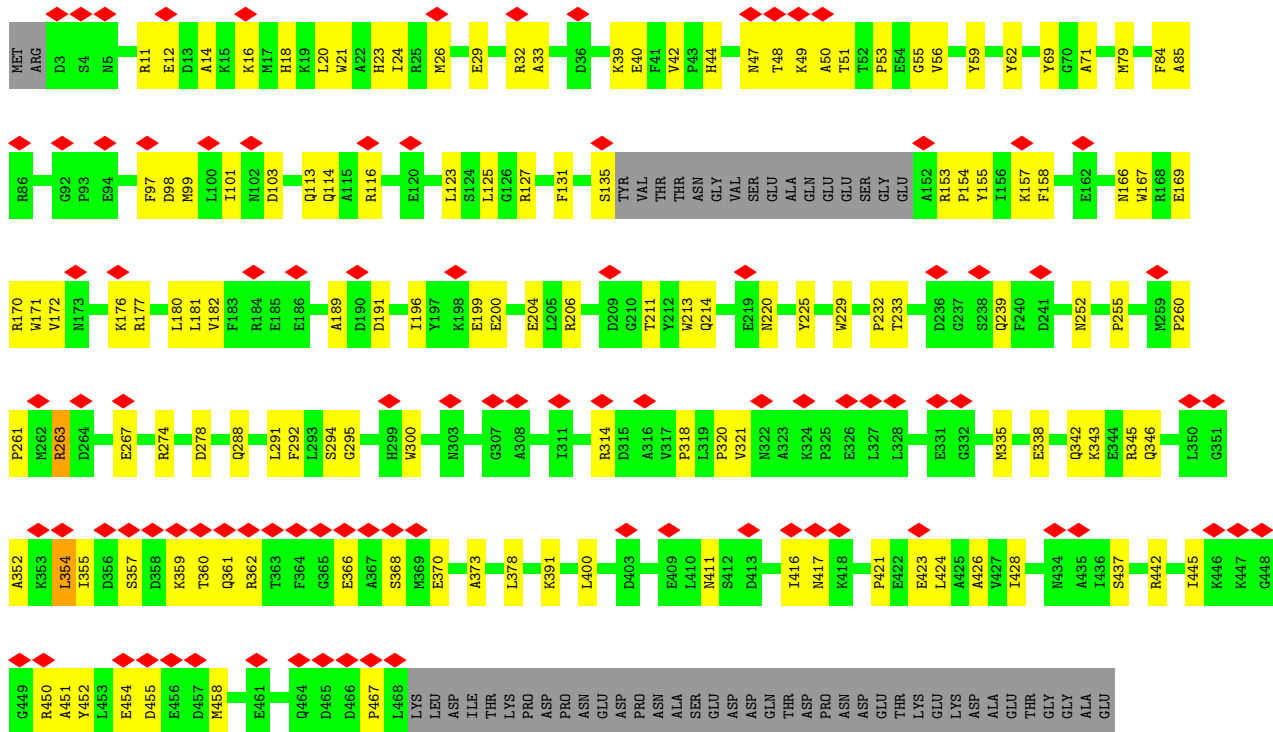


• Molecule 1: Portal protein

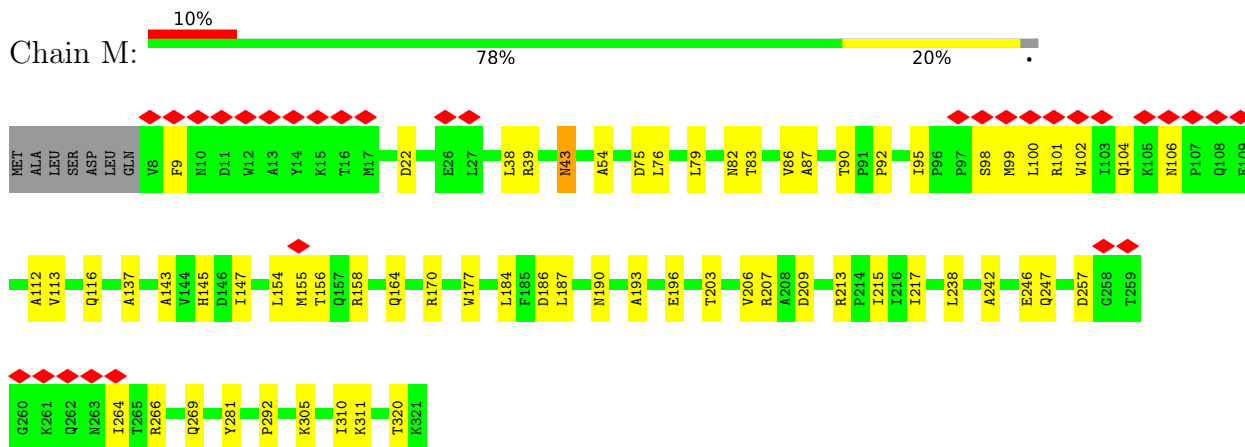




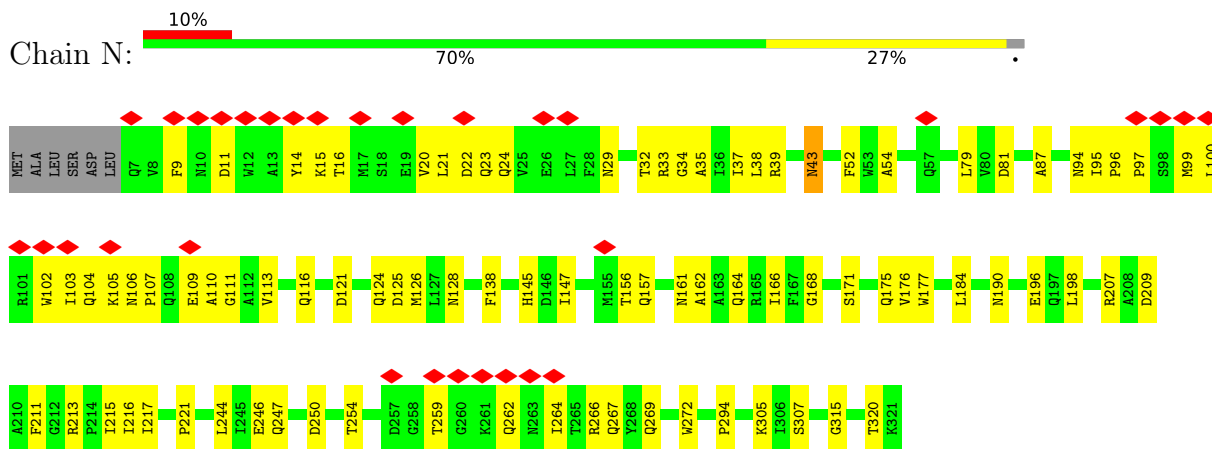
• Molecule 1: Portal protein



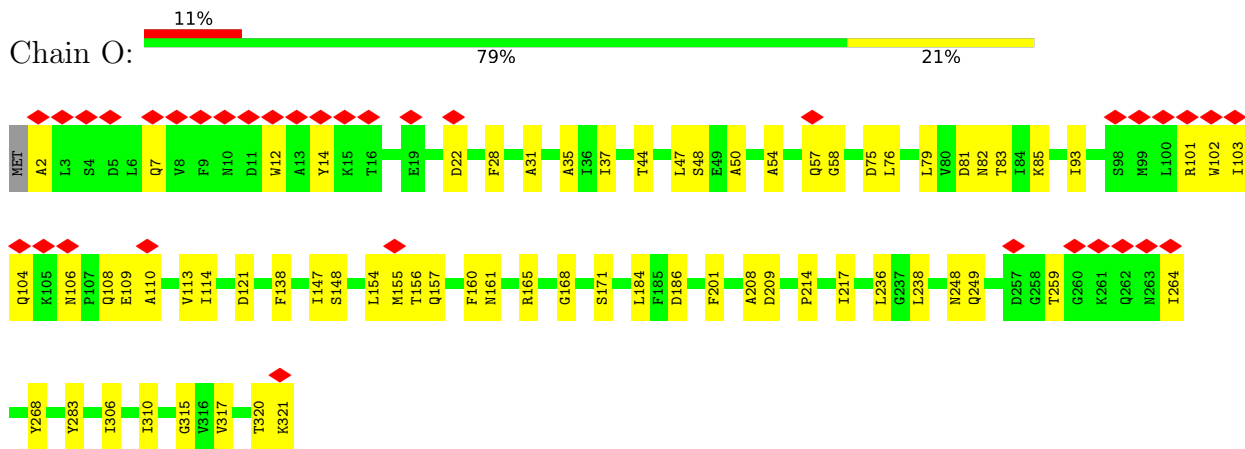
• Molecule 2: Major capsid protein



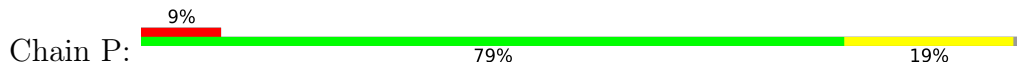
• Molecule 2: Major capsid protein

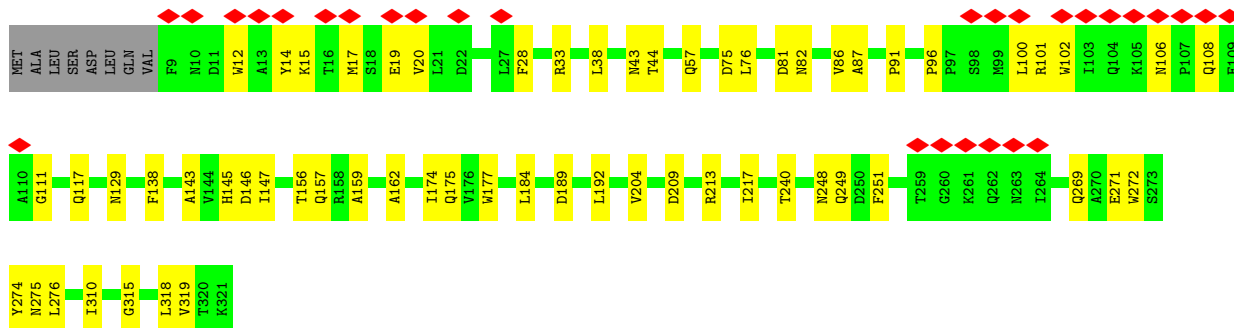


• Molecule 2: Major capsid protein

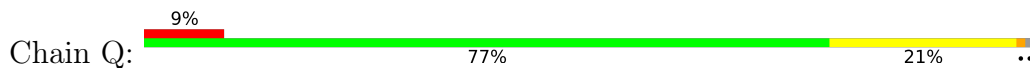


• Molecule 2: Major capsid protein

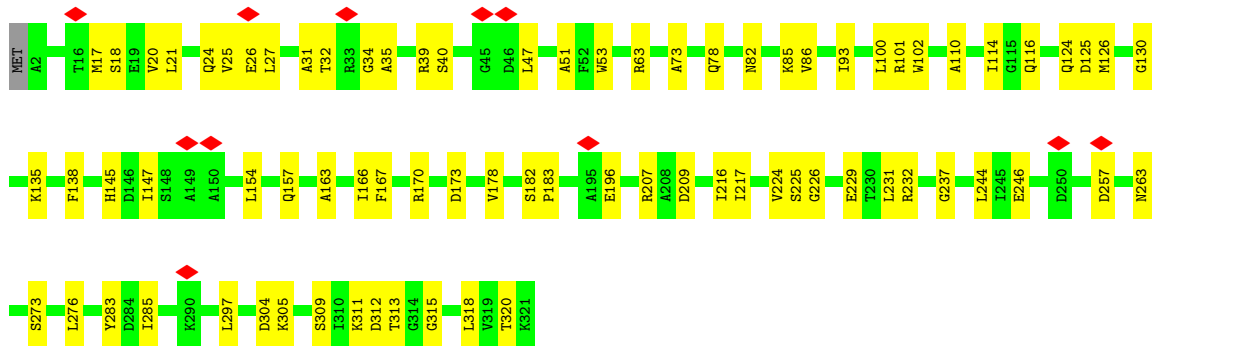
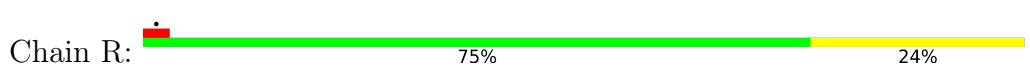




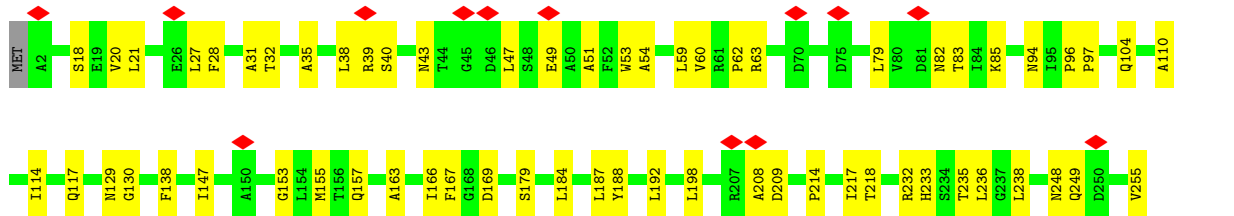
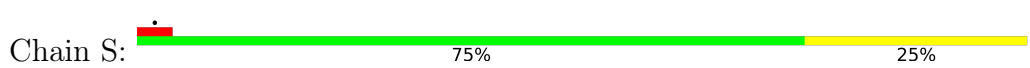
• Molecule 2: Major capsid protein



• Molecule 2: Major capsid protein

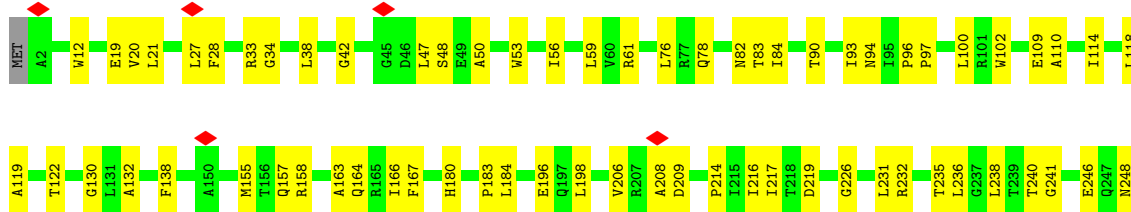
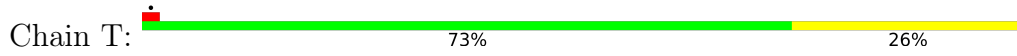


• Molecule 2: Major capsid protein

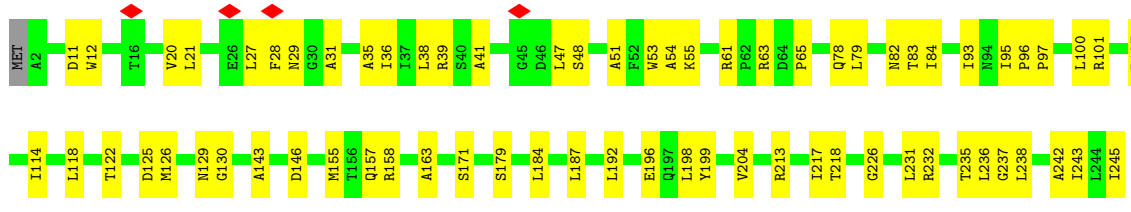




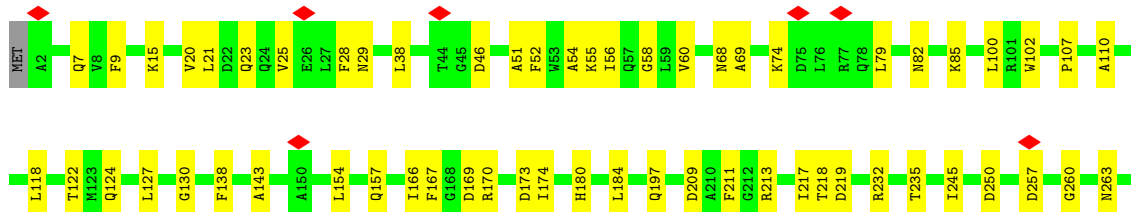
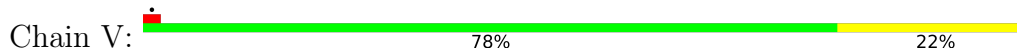
• Molecule 2: Major capsid protein



• Molecule 2: Major capsid protein



• Molecule 2: Major capsid protein



4 Experimental information

Property	Value	Source
EM reconstruction method	SINGLE PARTICLE	Depositor
Imposed symmetry	POINT, C1	Depositor
Number of particles used	72915	Depositor
Resolution determination method	FSC 0.143 CUT-OFF	Depositor
CTF correction method	PHASE FLIPPING AND AMPLITUDE CORRECTION	Depositor
Microscope	TFS KRIOS	Depositor
Voltage (kV)	300	Depositor
Electron dose ($e^-/\text{\AA}^2$)	40	Depositor
Minimum defocus (nm)	1200	Depositor
Maximum defocus (nm)	2500	Depositor
Magnification	Not provided	
Image detector	GATAN K3 (6k x 4k)	Depositor
Maximum map value	0.029	Depositor
Minimum map value	-0.013	Depositor
Average map value	-0.000	Depositor
Map value standard deviation	0.003	Depositor
Recommended contour level	0.008	Depositor
Map size (Å)	337.92, 337.92, 337.92	wwPDB
Map dimensions	256, 256, 256	wwPDB
Map angles (°)	90.0, 90.0, 90.0	wwPDB
Pixel spacing (Å)	1.32, 1.32, 1.32	Depositor

5 Model quality [i](#)

5.1 Standard geometry [i](#)

The Z score for a bond length (or angle) is the number of standard deviations the observed value is removed from the expected value. A bond length (or angle) with $|Z| > 5$ is considered an outlier worth inspection. RMSZ is the root-mean-square of all Z scores of the bond lengths (or angles).

Mol	Chain	Bond lengths		Bond angles	
		RMSZ	# Z >5	RMSZ	# Z >5
1	A	0.31	0/3659	0.51	0/4949
1	B	0.27	0/3659	0.51	0/4949
1	C	0.26	0/3659	0.49	0/4949
1	D	0.26	0/3659	0.51	0/4949
1	E	0.29	0/3659	0.51	0/4949
1	F	0.26	0/3659	0.50	0/4949
1	G	0.30	0/3621	0.52	0/4897
1	H	0.29	0/3659	0.50	0/4949
1	I	0.29	0/3659	0.49	0/4949
1	J	0.30	0/3659	0.51	0/4949
1	K	0.29	0/3659	0.51	0/4949
1	L	0.31	0/3659	0.51	0/4949
2	M	0.26	0/2401	0.52	0/3271
2	N	0.26	0/2410	0.53	0/3283
2	O	0.29	0/2445	0.52	0/3331
2	P	0.29	0/2394	0.52	0/3261
2	Q	0.33	0/2432	0.54	0/3313
2	R	0.31	0/2445	0.51	0/3331
2	S	0.26	0/2445	0.52	0/3331
2	T	0.27	0/2445	0.52	0/3331
2	U	0.30	0/2445	0.52	0/3331
2	V	0.26	0/2445	0.52	0/3331
All	All	0.29	0/68177	0.51	0/92450

Chiral center outliers are detected by calculating the chiral volume of a chiral center and verifying if the center is modelled as a planar moiety or with the opposite hand. A planarity outlier is detected by checking planarity of atoms in a peptide group, atoms in a mainchain group or atoms of a sidechain that are expected to be planar.

Mol	Chain	#Chirality outliers	#Planarity outliers
1	A	0	1
1	E	0	1
1	G	0	1

Continued on next page...

Continued from previous page...

Mol	Chain	#Chirality outliers	#Planarity outliers
1	L	0	1
2	Q	0	2
All	All	0	6

There are no bond length outliers.

There are no bond angle outliers.

There are no chirality outliers.

All (6) planarity outliers are listed below:

Mol	Chain	Res	Type	Group
1	A	380	ARG	Sidechain
1	E	450	ARG	Sidechain
1	G	263	ARG	Sidechain
1	L	263	ARG	Sidechain
2	Q	101	ARG	Sidechain
2	Q	266	ARG	Sidechain

5.2 Too-close contacts [i](#)

In the following table, the Non-H and H(model) columns list the number of non-hydrogen atoms and hydrogen atoms in the chain respectively. The H(added) column lists the number of hydrogen atoms added and optimized by MolProbity. The Clashes column lists the number of clashes within the asymmetric unit, whereas Symm-Clashes lists symmetry-related clashes.

Mol	Chain	Non-H	H(model)	H(added)	Clashes	Symm-Clashes
1	A	3583	0	3448	104	0
1	B	3583	0	3448	126	0
1	C	3583	0	3448	118	0
1	D	3583	0	3448	123	0
1	E	3583	0	3448	136	0
1	F	3583	0	3448	115	0
1	G	3545	0	3416	122	0
1	H	3583	0	3448	122	0
1	I	3583	0	3448	117	0
1	J	3583	0	3448	106	0
1	K	3583	0	3448	105	0
1	L	3583	0	3448	111	0
2	M	2357	0	2312	60	0
2	N	2366	0	2320	68	0
2	O	2401	0	2356	53	0

Continued on next page...

Continued from previous page...

Mol	Chain	Non-H	H(model)	H(added)	Clashes	Symm-Clashes
2	P	2350	0	2303	46	0
2	Q	2388	0	2340	56	0
2	R	2401	0	2356	57	0
2	S	2401	0	2356	60	0
2	T	2401	0	2356	73	0
2	U	2401	0	2356	70	0
2	V	2401	0	2356	51	0
All	All	66825	0	64755	1619	0

The all-atom clashscore is defined as the number of clashes found per 1000 atoms (including hydrogen atoms). The all-atom clashscore for this structure is 12.

All (1619) close contacts within the same asymmetric unit are listed below, sorted by their clash magnitude.

Atom-1	Atom-2	Interatomic distance (Å)	Clash overlap (Å)
1:A:79:MET:HG2	1:A:378:LEU:HD21	1.55	0.87
1:K:197:TYR:OH	2:U:101:ARG:NH2	2.08	0.86
1:K:17:MET:HG3	1:K:257:ILE:HG21	1.55	0.86
2:T:33:ARG:HH12	2:T:214:PRO:HG2	1.38	0.85
1:A:6:ASN:HB3	1:B:194:TYR:HB2	1.61	0.82
1:H:83:ILE:HD11	1:H:382:SER:HB2	1.62	0.82
2:R:18:SER:OG	2:R:116:GLN:NE2	2.13	0.81
2:O:81:ASP:OD1	2:O:82:ASN:N	2.12	0.81
1:I:343:LYS:NZ	1:J:280:GLU:OE2	2.14	0.80
1:K:278:ASP:OD1	1:L:288:GLN:NE2	2.15	0.80
2:S:232:ARG:HA	2:S:321:LYS:HA	1.63	0.80
1:A:103:ASP:O	1:A:153:ARG:NH2	2.14	0.80
1:C:352:ALA:HB3	1:C:354:LEU:HD23	1.64	0.80
2:R:25:VAL:HG11	2:R:124:GLN:HA	1.64	0.79
1:C:72:SER:OG	1:C:269:ASN:ND2	2.16	0.79
1:D:83:ILE:HG13	1:D:378:LEU:HD22	1.65	0.79
1:K:79:MET:HG2	1:K:378:LEU:HD21	1.65	0.79
1:H:252:ASN:ND2	1:I:117:ASP:OD2	2.15	0.78
1:K:19:LYS:HE3	2:Q:11:ASP:HA	1.65	0.78
1:C:437:SER:HB3	1:C:440:GLU:HG3	1.64	0.78
2:M:155:MET:HG2	2:M:158:ARG:HB2	1.66	0.78
1:I:366:GLU:HG3	1:J:362:ARG:HB3	1.66	0.78
1:G:347:MET:HB3	1:G:354:LEU:HD21	1.64	0.77
2:M:184:LEU:HD22	2:M:217:ILE:HG13	1.66	0.77
1:E:222:GLY:H	2:S:31:ALA:HB1	1.50	0.76
1:D:220:ASN:H	1:D:223:GLN:HB3	1.50	0.75

Continued on next page...

Continued from previous page...

Atom-1	Atom-2	Interatomic distance (Å)	Clash overlap (Å)
2:Q:184:LEU:HD22	2:Q:217:ILE:HG13	1.69	0.75
2:N:184:LEU:HD22	2:N:217:ILE:HG13	1.69	0.75
1:C:153:ARG:NH1	1:C:154:PRO:O	2.20	0.75
1:E:114:GLN:HE21	1:E:158:PHE:HB2	1.49	0.75
2:Q:175:GLN:HA	2:Q:213:ARG:HG2	1.69	0.74
1:I:114:GLN:HE21	1:I:158:PHE:HB2	1.51	0.74
1:B:242:GLU:OE2	1:B:395:TRP:NE1	2.20	0.74
1:I:103:ASP:O	1:I:153:ARG:NH2	2.21	0.73
1:D:349:ALA:HB1	1:E:355:ILE:HB	1.69	0.73
1:H:170:ARG:NH1	1:I:188:ASP:O	2.22	0.73
2:T:53:TRP:CD1	2:T:78:GLN:HG3	2.24	0.73
1:F:168:ARG:HH22	1:G:196:ILE:HA	1.52	0.72
2:O:48:SER:HB3	2:O:83:THR:HB	1.69	0.72
1:H:131:PHE:HB3	1:H:157:LYS:HB2	1.71	0.72
1:G:176:LYS:NZ	1:H:185:GLU:OE2	2.17	0.72
1:J:419:MET:HG3	1:J:448:GLY:HA3	1.72	0.72
2:T:155:MET:HE3	2:T:183:PRO:HB3	1.70	0.72
1:E:103:ASP:O	1:E:153:ARG:NH2	2.23	0.72
1:L:114:GLN:HE21	1:L:158:PHE:HB2	1.55	0.72
2:M:90:THR:O	2:M:269:GLN:NE2	2.23	0.72
1:D:154:PRO:HB3	1:D:399:PHE:HD2	1.55	0.71
2:N:95:ILE:HB	2:N:266:ARG:HB2	1.71	0.71
2:V:232:ARG:HD3	2:V:321:LYS:HB3	1.71	0.71
2:M:100:LEU:H	2:M:106:ASN:HD22	1.36	0.71
1:F:103:ASP:O	1:F:153:ARG:NH2	2.23	0.71
1:A:343:LYS:HE2	1:B:67:VAL:HG21	1.71	0.71
1:F:42:VAL:HG22	1:F:274:ARG:HG2	1.72	0.71
1:J:14:ALA:O	1:J:18:HIS:ND1	2.23	0.70
1:C:342:GLN:NE2	1:D:340:MET:SD	2.64	0.70
1:I:79:MET:HG2	1:I:378:LEU:HD21	1.72	0.70
1:B:99:MET:HG3	1:B:100:LEU:HD12	1.73	0.70
1:E:295:GLY:HA2	1:F:321:VAL:HA	1.72	0.70
1:B:60:LYS:NZ	2:M:98:SER:H	1.89	0.70
1:F:295:GLY:HA2	1:G:321:VAL:HA	1.73	0.70
1:F:349:ALA:HB1	1:G:355:ILE:HB	1.74	0.70
2:Q:100:LEU:H	2:Q:108:GLN:HB2	1.55	0.70
1:K:437:SER:HB2	1:L:458:MET:HG2	1.74	0.69
1:H:224:LEU:HD21	2:T:109:GLU:HG2	1.74	0.69
1:L:62:TYR:OH	1:L:278:ASP:OD1	2.10	0.69
1:B:168:ARG:HG2	1:B:180:LEU:HB3	1.73	0.69
1:B:174:GLY:O	1:C:157:LYS:NZ	2.25	0.69

Continued on next page...

Continued from previous page...

Atom-1	Atom-2	Interatomic distance (Å)	Clash overlap (Å)
1:E:390:THR:O	1:E:394:ARG:HG2	1.93	0.69
2:T:184:LEU:HD22	2:T:217:ILE:HG13	1.74	0.69
1:K:349:ALA:HB1	1:L:355:ILE:HB	1.72	0.69
2:S:43:ASN:O	2:S:85:LYS:NZ	2.23	0.69
2:U:184:LEU:HD22	2:U:217:ILE:HG13	1.75	0.69
2:O:7:GLN:NE2	2:T:246:GLU:OE2	2.26	0.69
1:A:14:ALA:O	1:A:18:HIS:ND1	2.25	0.69
1:L:103:ASP:O	1:L:153:ARG:NH2	2.26	0.69
1:H:65:ARG:HG2	1:H:280:GLU:HB3	1.73	0.68
2:R:39:ARG:HB2	2:R:246:GLU:HG2	1.75	0.68
1:I:267:GLU:OE2	1:J:32:ARG:NH2	2.26	0.68
1:E:423:GLU:OE1	1:F:450:ARG:NH2	2.26	0.68
1:H:345:ARG:NH2	1:I:344:GLU:OE1	2.26	0.68
1:G:262:MET:HA	1:G:265:LEU:HD13	1.76	0.68
2:N:94:ASN:OD1	2:N:267:GLN:NE2	2.27	0.68
2:U:155:MET:HG3	2:U:187:LEU:HD12	1.76	0.68
1:G:337:LYS:NZ	1:G:341:ASP:OD2	2.28	0.67
2:O:184:LEU:HD22	2:O:217:ILE:HG13	1.76	0.67
2:S:208:ALA:HA	2:S:214:PRO:HA	1.76	0.67
1:A:171:TRP:HE1	1:A:176:LYS:HG2	1.59	0.67
1:D:114:GLN:HE21	1:D:158:PHE:HB2	1.57	0.67
2:Q:205:ASN:HB3	2:V:211:PHE:HD2	1.60	0.67
1:F:224:LEU:HD11	2:O:249:GLN:HB2	1.75	0.67
1:I:304:VAL:HG23	1:I:305:LEU:HD12	1.76	0.67
2:P:177:TRP:NE1	2:P:209:ASP:OD2	2.27	0.67
2:T:246:GLU:O	2:T:275:ASN:N	2.28	0.67
1:F:62:TYR:OH	1:F:278:ASP:OD1	2.12	0.67
2:T:27:LEU:HD23	2:T:216:ILE:HG23	1.76	0.67
1:F:362:ARG:NH2	1:G:357:SER:O	2.28	0.67
1:B:350:LEU:O	1:C:74:ASN:ND2	2.27	0.67
1:I:349:ALA:HB1	1:J:355:ILE:HB	1.77	0.67
2:Q:101:ARG:HA	2:Q:109:GLU:HA	1.76	0.67
1:E:216:THR:OG1	1:E:227:ASP:OD2	2.13	0.66
2:O:22:ASP:HB2	2:T:311:LYS:HD2	1.77	0.66
2:Q:269:GLN:NE2	2:U:259:THR:O	2.29	0.66
1:H:437:SER:HB2	1:I:458:MET:HG2	1.77	0.66
1:L:411:ASN:HD21	1:L:416:ILE:HD11	1.60	0.66
1:C:366:GLU:HG3	1:D:362:ARG:HB3	1.77	0.66
1:G:390:THR:O	1:G:394:ARG:HG2	1.94	0.66
1:H:442:ARG:NH2	1:H:453:LEU:O	2.29	0.66
2:T:232:ARG:HA	2:T:321:LYS:HA	1.78	0.66

Continued on next page...

Continued from previous page...

Atom-1	Atom-2	Interatomic distance (Å)	Clash overlap (Å)
1:D:103:ASP:O	1:D:153:ARG:NH2	2.25	0.66
1:E:331:GLU:OE2	1:F:329:GLN:NE2	2.29	0.66
1:G:74:ASN:ND2	1:G:354:LEU:O	2.29	0.66
1:K:242:GLU:OE2	1:K:395:TRP:NE1	2.28	0.66
1:C:295:GLY:HA2	1:D:321:VAL:HA	1.78	0.65
1:F:444:GLN:HE22	1:G:450:ARG:HD2	1.61	0.65
1:L:211:THR:HG23	1:L:239:GLN:HG3	1.78	0.65
1:A:62:TYR:OH	1:A:278:ASP:OD1	2.14	0.65
1:F:171:TRP:HE1	1:G:187:SER:HB2	1.59	0.65
1:G:305:LEU:HD12	1:G:309:VAL:HG22	1.77	0.65
2:O:44:THR:HG22	2:S:104:GLN:HB3	1.77	0.65
1:H:260:PRO:O	1:H:263:ARG:NH1	2.27	0.65
2:S:179:SER:HB3	2:S:235:THR:HG23	1.77	0.65
1:H:249:GLY:O	1:H:384:ASN:ND2	2.27	0.65
1:H:295:GLY:HA2	1:I:321:VAL:HA	1.78	0.65
1:L:354:LEU:HD12	1:L:355:ILE:HG12	1.79	0.65
1:C:103:ASP:O	1:C:153:ARG:NH2	2.30	0.65
2:T:208:ALA:HA	2:T:214:PRO:HA	1.79	0.65
1:C:80:LEU:HD21	1:C:120:GLU:HA	1.79	0.64
2:R:47:LEU:HD21	2:R:285:ILE:HD11	1.78	0.64
1:J:275:ASN:HD22	1:J:343:LYS:HE3	1.62	0.64
2:S:153:GLY:H	2:S:321:LYS:HE3	1.61	0.64
2:V:23:GLN:HE21	2:V:124:GLN:HG3	1.62	0.64
1:B:362:ARG:NH2	1:C:357:SER:O	2.30	0.64
1:C:170:ARG:NH2	1:D:199:GLU:OE1	2.30	0.64
2:S:163:ALA:HB2	2:S:318:LEU:HD12	1.79	0.64
1:A:218:ARG:HH21	1:A:225:TYR:HB3	1.63	0.64
2:R:163:ALA:HB2	2:R:318:LEU:HD13	1.78	0.64
2:V:21:LEU:HD11	2:V:25:VAL:HG21	1.80	0.64
1:E:35:LYS:NZ	1:E:66:ALA:O	2.25	0.64
1:G:252:ASN:ND2	1:H:117:ASP:OD2	2.30	0.64
2:M:82:ASN:OD1	2:M:83:THR:N	2.30	0.64
2:T:226:GLY:HA3	2:T:231:LEU:HA	1.78	0.64
1:B:170:ARG:HD3	1:C:189:ALA:HA	1.80	0.64
1:D:5:ASN:OD1	1:E:195:GLN:NE2	2.27	0.64
1:E:413:ASP:OD2	1:F:86:ARG:NH2	2.31	0.64
1:L:131:PHE:HB3	1:L:157:LYS:HB2	1.79	0.64
2:U:179:SER:HB3	2:U:235:THR:HG23	1.80	0.64
1:E:218:ARG:NH1	1:E:227:ASP:OD2	2.31	0.63
1:K:366:GLU:HG3	1:L:362:ARG:HB3	1.80	0.63
1:D:13:ASP:HA	1:D:16:LYS:HG2	1.80	0.63

Continued on next page...

Continued from previous page...

Atom-1	Atom-2	Interatomic distance (Å)	Clash overlap (Å)
1:J:99:MET:O	1:J:153:ARG:NH2	2.31	0.63
2:M:238:LEU:HD12	2:M:242:ALA:HB3	1.80	0.63
1:D:14:ALA:O	1:D:18:HIS:ND1	2.21	0.63
1:H:171:TRP:HD1	1:I:187:SER:HB2	1.62	0.63
1:J:460:ASN:O	1:J:464:GLN:NE2	2.31	0.63
2:N:32:THR:HG22	2:N:35:ALA:HB3	1.81	0.63
2:T:163:ALA:HB2	2:T:318:LEU:HD13	1.80	0.63
1:B:103:ASP:O	1:B:153:ARG:NH2	2.31	0.63
1:B:354:LEU:HD12	1:B:355:ILE:HG23	1.80	0.63
1:K:335:MET:HA	1:K:338:GLU:HG2	1.81	0.63
2:S:184:LEU:HD22	2:S:217:ILE:HG13	1.81	0.63
2:U:262:GLN:NE2	2:V:69:ALA:O	2.32	0.63
1:G:168:ARG:HH12	1:H:196:ILE:HA	1.64	0.62
1:I:153:ARG:NH1	1:I:154:PRO:O	2.31	0.62
2:P:96:PRO:O	2:P:101:ARG:NH2	2.32	0.62
1:B:65:ARG:HG2	1:B:280:GLU:HB3	1.81	0.62
1:B:249:GLY:O	1:B:384:ASN:ND2	2.26	0.62
1:F:35:LYS:NZ	1:F:63:ILE:O	2.31	0.62
2:N:254:THR:OG1	2:R:257:ASP:OD2	2.17	0.62
2:P:184:LEU:HD23	2:P:217:ILE:HD11	1.81	0.62
1:D:223:GLN:HG2	1:D:225:TYR:CE1	2.35	0.62
1:J:176:LYS:O	1:K:107:SER:OG	2.16	0.62
1:A:366:GLU:HG3	1:B:362:ARG:HB3	1.82	0.62
1:A:5:ASN:HB3	1:B:193:GLY:HA2	1.82	0.62
1:A:99:MET:O	1:A:153:ARG:NH2	2.32	0.62
1:B:346:GLN:HG2	1:C:69:TYR:HE1	1.64	0.62
1:E:154:PRO:HD3	1:E:400:LEU:HD21	1.79	0.62
1:G:86:ARG:HG3	1:G:447:LYS:HA	1.82	0.62
1:I:290:THR:OG1	1:J:311:ILE:O	2.13	0.62
1:K:248:PHE:HA	1:K:253:ASN:HD22	1.65	0.62
2:V:130:GLY:HA2	2:V:276:LEU:HD11	1.80	0.62
1:D:252:ASN:ND2	1:E:117:ASP:OD2	2.33	0.62
2:S:157:GLN:NE2	2:S:209:ASP:OD2	2.32	0.62
1:I:252:ASN:ND2	1:J:117:ASP:OD2	2.33	0.61
1:C:234:LYS:NZ	1:C:398:MET:SD	2.73	0.61
1:D:86:ARG:HG3	1:D:447:LYS:HD3	1.82	0.61
1:D:218:ARG:HB3	1:D:225:TYR:HB2	1.81	0.61
1:C:194:TYR:HB3	2:R:31:ALA:HB2	1.82	0.61
1:F:90:PHE:HE1	1:F:393:LEU:HD13	1.65	0.61
1:L:42:VAL:HG22	1:L:274:ARG:HG2	1.82	0.61
1:B:414:PHE:O	1:C:418:LYS:NZ	2.34	0.61

Continued on next page...

Continued from previous page...

Atom-1	Atom-2	Interatomic distance (Å)	Clash overlap (Å)
1:D:202:TRP:HB2	1:D:217:TRP:HB2	1.82	0.61
1:F:305:LEU:HD12	1:F:309:VAL:HG22	1.82	0.61
2:T:33:ARG:NH1	2:T:214:PRO:HG2	2.13	0.61
1:A:125:LEU:HA	1:A:260:PRO:HB3	1.82	0.61
1:G:26:MET:SD	1:G:37:ASN:ND2	2.73	0.61
1:G:125:LEU:HA	1:G:260:PRO:HB3	1.83	0.61
1:J:361:GLN:O	1:K:361:GLN:NE2	2.31	0.61
2:U:157:GLN:NE2	2:U:199:TYR:OH	2.34	0.61
2:Q:54:ALA:HB2	2:Q:79:LEU:HG	1.83	0.61
1:E:185:GLU:OE1	1:E:203:ARG:NH1	2.32	0.61
1:L:14:ALA:O	1:L:18:HIS:ND1	2.34	0.61
2:T:157:GLN:HE22	2:T:209:ASP:HB3	1.64	0.61
1:A:362:ARG:HB3	1:L:366:GLU:HG3	1.81	0.61
1:G:239:GLN:HG2	1:G:240:PHE:H	1.63	0.61
2:T:90:THR:O	2:T:269:GLN:NE2	2.33	0.61
1:D:338:GLU:OE2	1:E:279:TYR:OH	2.15	0.61
2:M:98:SER:HB3	2:M:106:ASN:HB3	1.81	0.61
1:E:460:ASN:O	1:E:464:GLN:NE2	2.28	0.61
2:Q:95:ILE:HB	2:Q:266:ARG:HB2	1.82	0.61
2:S:188:TYR:O	2:S:192:LEU:HG	2.01	0.61
1:A:134:TYR:HD1	1:A:399:PHE:HD2	1.49	0.60
1:E:346:GLN:HG2	1:F:69:TYR:HE1	1.64	0.60
1:B:459:ARG:HH21	1:C:467:PRO:HG3	1.65	0.60
1:E:352:ALA:HB3	1:E:354:LEU:HD23	1.83	0.60
1:F:437:SER:HB2	1:G:458:MET:HG3	1.81	0.60
1:J:442:ARG:NH1	1:J:458:MET:SD	2.74	0.60
1:F:84:PHE:CE2	1:F:116:ARG:HA	2.36	0.60
1:J:260:PRO:O	1:J:263:ARG:NH1	2.31	0.60
2:T:97:PRO:HG3	2:T:266:ARG:HE	1.66	0.60
2:U:236:LEU:HA	2:U:317:VAL:HA	1.83	0.60
2:V:157:GLN:HE22	2:V:209:ASP:HB3	1.66	0.60
1:E:58:ARG:NH1	1:E:281:GLU:OE2	2.35	0.60
2:M:137:ALA:HB1	2:M:281:TYR:CD2	2.37	0.60
1:G:193:GLY:C	1:G:195:GLN:H	2.05	0.60
1:K:351:GLY:HA3	1:K:354:LEU:HD23	1.84	0.60
2:N:305:LYS:NZ	2:N:307:SER:O	2.34	0.60
2:U:48:SER:HB2	2:U:83:THR:HB	1.84	0.60
2:U:226:GLY:HA3	2:U:231:LEU:HA	1.84	0.60
1:C:99:MET:O	1:C:153:ARG:NH2	2.34	0.60
1:C:390:THR:HG22	1:C:408:TYR:H	1.67	0.60
1:H:430:ALA:HB2	1:I:424:LEU:HD21	1.84	0.60

Continued on next page...

Continued from previous page...

Atom-1	Atom-2	Interatomic distance (Å)	Clash overlap (Å)
1:K:80:LEU:HD21	1:K:116:ARG:HG2	1.84	0.60
2:R:47:LEU:HD11	2:R:285:ILE:HG13	1.82	0.60
2:U:27:LEU:HD21	2:U:218:THR:HB	1.82	0.60
1:B:15:LYS:HB3	2:R:39:ARG:HG2	1.82	0.60
1:J:103:ASP:O	1:J:153:ARG:NH2	2.35	0.60
1:K:263:ARG:NE	1:L:29:GLU:O	2.33	0.60
1:L:169:GLU:HB3	1:L:176:LYS:HD2	1.84	0.60
1:C:260:PRO:O	1:C:263:ARG:NH1	2.31	0.60
1:I:440:GLU:OE1	1:J:452:TYR:N	2.32	0.60
1:J:297:THR:HG23	1:J:300:TRP:H	1.66	0.60
2:U:47:LEU:HD11	2:U:82:ASN:HD21	1.67	0.60
1:B:22:ALA:O	1:B:26:MET:HG2	2.02	0.60
1:E:62:TYR:OH	1:E:278:ASP:OD1	2.16	0.60
1:A:295:GLY:HA2	1:B:321:VAL:HA	1.84	0.59
1:I:12:GLU:HG2	2:U:41:ALA:HB2	1.84	0.59
1:J:397:ALA:O	1:J:401:GLY:N	2.35	0.59
1:F:20:LEU:O	1:F:24:ILE:HD12	2.02	0.59
1:F:100:LEU:HD23	1:F:153:ARG:HH12	1.67	0.59
1:G:262:MET:HE3	1:G:265:LEU:HD22	1.84	0.59
1:J:281:GLU:OE2	1:L:314:ARG:NE	2.25	0.59
2:V:15:LYS:HE3	2:V:15:LYS:HA	1.84	0.59
1:D:13:ASP:O	1:D:16:LYS:HB2	2.01	0.59
1:J:86:ARG:HG3	1:J:447:LYS:HA	1.84	0.59
1:K:99:MET:O	1:K:153:ARG:NH1	2.35	0.59
2:N:176:VAL:HG13	2:N:216:ILE:HD13	1.83	0.59
2:P:15:LYS:HD3	2:U:53:TRP:CD1	2.37	0.59
1:E:177:ARG:NH1	1:F:106:GLY:O	2.31	0.59
1:E:437:SER:HB2	1:F:458:MET:HG2	1.83	0.59
1:H:397:ALA:O	1:H:401:GLY:N	2.35	0.59
1:I:348:VAL:HA	1:I:354:LEU:HD11	1.83	0.59
2:N:175:GLN:HG2	2:N:176:VAL:HG23	1.85	0.59
2:R:147:ILE:HD11	2:R:320:THR:HG23	1.84	0.59
2:U:163:ALA:HB2	2:U:318:LEU:HD12	1.85	0.59
2:Q:164:GLN:OE1	2:Q:165:ARG:NH1	2.35	0.59
1:A:5:ASN:HD21	2:M:38:LEU:HD23	1.67	0.59
1:B:260:PRO:O	1:B:263:ARG:NH1	2.35	0.59
1:C:218:ARG:HG3	1:C:225:TYR:HB2	1.84	0.59
1:C:289:PRO:HB2	1:C:327:LEU:HD12	1.83	0.59
1:C:460:ASN:O	1:C:464:GLN:NE2	2.35	0.59
1:H:71:ALA:HB3	1:H:269:ASN:HD21	1.67	0.59
1:K:114:GLN:HE21	1:K:158:PHE:HB2	1.68	0.59

Continued on next page...

Continued from previous page...

Atom-1	Atom-2	Interatomic distance (Å)	Clash overlap (Å)
1:K:440:GLU:OE2	1:L:452:TYR:N	2.36	0.59
1:L:362:ARG:HD2	1:L:366:GLU:HB3	1.85	0.59
1:C:75:THR:O	1:C:79:MET:HG2	2.03	0.59
2:M:196:GLU:OE1	2:M:196:GLU:N	2.34	0.59
1:D:366:GLU:HG3	1:E:362:ARG:HB3	1.84	0.59
1:K:18:HIS:HB3	2:Q:12:TRP:CZ2	2.38	0.59
2:Q:82:ASN:OD1	2:Q:83:THR:N	2.36	0.59
2:U:125:ASP:OD1	2:U:126:MET:N	2.36	0.59
1:A:219:GLU:HA	1:A:224:LEU:HA	1.84	0.58
1:A:289:PRO:HA	1:A:329:GLN:HB3	1.85	0.58
1:B:99:MET:O	1:B:153:ARG:NH2	2.35	0.58
1:C:423:GLU:OE1	1:D:450:ARG:NH2	2.36	0.58
1:I:400:LEU:HB3	1:I:402:LEU:HD23	1.85	0.58
1:K:387:ASP:OD2	1:L:113:GLN:NE2	2.36	0.58
1:G:331:GLU:OE1	1:H:329:GLN:NE2	2.36	0.58
1:I:10:VAL:HG22	1:I:165:LEU:HB2	1.84	0.58
1:I:176:LYS:HB2	1:J:107:SER:HB3	1.84	0.58
1:K:103:ASP:OD1	1:K:153:ARG:NH1	2.36	0.58
2:N:177:TRP:NE1	2:N:209:ASP:OD2	2.36	0.58
2:Q:248:ASN:ND2	2:Q:275:ASN:OD1	2.34	0.58
1:F:361:GLN:O	1:G:361:GLN:NE2	2.34	0.58
1:G:170:ARG:HE	1:H:190:ASP:H	1.49	0.58
1:K:58:ARG:NH2	1:K:281:GLU:OE2	2.35	0.58
1:K:394:ARG:O	1:K:398:MET:HG3	2.04	0.58
1:A:60:LYS:O	1:A:64:GLU:HG2	2.04	0.58
1:D:251:LYS:NZ	1:E:120:GLU:OE1	2.29	0.58
1:H:343:LYS:NZ	1:I:280:GLU:OE2	2.23	0.58
1:K:362:ARG:NH1	1:L:360:THR:O	2.37	0.58
1:K:459:ARG:HH21	1:L:467:PRO:HB3	1.69	0.58
2:N:156:THR:OG1	2:N:190:ASN:ND2	2.36	0.58
2:T:94:ASN:OD1	2:T:267:GLN:NE2	2.37	0.58
1:E:75:THR:O	1:E:79:MET:HG2	2.04	0.58
1:E:444:GLN:NE2	1:F:450:ARG:HG3	2.18	0.58
2:P:156:THR:HG23	2:P:157:GLN:H	1.67	0.58
1:C:419:MET:O	1:C:450:ARG:NH2	2.37	0.58
1:J:335:MET:HA	1:J:338:GLU:HG2	1.85	0.58
1:J:424:LEU:O	1:J:428:ILE:HG12	2.03	0.58
1:K:44:HIS:HD2	1:K:46:ASP:H	1.52	0.58
2:O:2:ALA:N	2:T:240:THR:O	2.37	0.58
1:A:387:ASP:OD2	1:B:113:GLN:NE2	2.36	0.58
1:C:371:ALA:O	1:C:375:ASN:ND2	2.37	0.58

Continued on next page...

Continued from previous page...

Atom-1	Atom-2	Interatomic distance (Å)	Clash overlap (Å)
1:F:170:ARG:NH2	1:G:189:ALA:HB1	2.18	0.58
2:U:232:ARG:HA	2:U:321:LYS:HA	1.86	0.58
1:A:413:ASP:HB3	1:A:447:LYS:HE3	1.85	0.57
1:C:455:ASP:OD1	1:C:456:GLU:N	2.37	0.57
1:G:41:PHE:O	1:G:274:ARG:NH2	2.37	0.57
1:L:154:PRO:HD3	1:L:400:LEU:HD21	1.85	0.57
1:L:343:LYS:HA	1:L:346:GLN:HE21	1.69	0.57
2:O:148:SER:HB3	2:O:321:LYS:HD2	1.86	0.57
1:E:176:LYS:HB3	1:F:107:SER:HB3	1.86	0.57
2:N:175:GLN:HA	2:N:213:ARG:HG3	1.84	0.57
1:D:98:ASP:OD1	1:D:99:MET:N	2.38	0.57
1:F:335:MET:HE3	1:G:283:CYS:HA	1.87	0.57
2:U:257:ASP:HB3	2:U:266:ARG:HD3	1.86	0.57
1:F:351:GLY:HA3	1:F:354:LEU:HD23	1.87	0.57
2:P:33:ARG:HG3	2:P:33:ARG:HH11	1.70	0.57
1:J:445:ILE:HG23	1:J:450:ARG:HB2	1.85	0.57
1:K:291:LEU:HD11	1:K:311:ILE:HD12	1.87	0.57
2:M:164:GLN:OE1	2:M:213:ARG:NH1	2.34	0.57
2:U:196:GLU:HG3	2:U:198:LEU:HD13	1.86	0.57
1:A:460:ASN:O	1:A:464:GLN:NE2	2.37	0.57
1:D:257:ILE:HD12	1:D:257:ILE:H	1.70	0.57
1:H:269:ASN:ND2	1:H:347:MET:SD	2.77	0.57
1:A:13:ASP:HA	1:A:16:LYS:HD3	1.87	0.57
1:E:204:GLU:OE1	1:E:215:ARG:NH2	2.36	0.57
1:C:301:VAL:HA	1:C:305:LEU:HB2	1.86	0.57
1:D:91:THR:HB	1:D:407:GLU:HB2	1.86	0.57
1:B:338:GLU:OE2	1:C:337:LYS:NZ	2.31	0.57
1:H:297:THR:HG23	1:H:300:TRP:H	1.68	0.57
1:H:278:ASP:OD1	1:I:288:GLN:NE2	2.38	0.57
1:I:53:PRO:HA	1:I:56:VAL:HG22	1.87	0.57
1:A:360:THR:O	1:L:362:ARG:NH1	2.38	0.56
1:C:168:ARG:NH2	1:D:191:ASP:OD1	2.32	0.56
1:C:397:ALA:O	1:C:401:GLY:N	2.38	0.56
1:G:442:ARG:NH2	1:G:453:LEU:O	2.38	0.56
1:I:342:GLN:HG3	1:I:345:ARG:HH21	1.69	0.56
1:J:301:VAL:HA	1:J:305:LEU:HB2	1.87	0.56
2:U:307:SER:HB3	2:U:312:ASP:HB2	1.87	0.56
1:B:127:ARG:NH1	1:B:257:ILE:HA	2.20	0.56
1:G:220:ASN:HB3	1:G:223:GLN:HB2	1.86	0.56
1:H:254:ASP:OD2	1:H:256:THR:OG1	2.23	0.56
1:J:185:GLU:HB3	1:J:201:VAL:HB	1.86	0.56

Continued on next page...

Continued from previous page...

Atom-1	Atom-2	Interatomic distance (Å)	Clash overlap (Å)
2:M:92:PRO:HG3	2:V:260:GLY:HA2	1.87	0.56
2:P:159:ALA:HB1	2:P:318:LEU:HD21	1.87	0.56
1:C:170:ARG:HH21	1:D:189:ALA:HA	1.70	0.56
1:D:71:ALA:HB3	1:D:269:ASN:HD21	1.70	0.56
1:D:223:GLN:HG3	1:D:224:LEU:N	2.20	0.56
1:G:354:LEU:HD12	1:G:355:ILE:HG12	1.88	0.56
1:K:289:PRO:HB2	1:K:327:LEU:HD22	1.87	0.56
1:K:301:VAL:HA	1:K:305:LEU:HB2	1.87	0.56
2:M:100:LEU:H	2:M:106:ASN:ND2	2.03	0.56
2:M:156:THR:HA	2:M:187:LEU:HG	1.87	0.56
2:N:54:ALA:HB2	2:N:79:LEU:HG	1.88	0.56
2:Q:159:ALA:HB1	2:Q:318:LEU:HD21	1.88	0.56
1:B:83:ILE:HD12	1:B:123:LEU:HD11	1.88	0.56
1:B:346:GLN:HG2	1:C:69:TYR:CE1	2.40	0.56
1:K:168:ARG:NH2	1:L:191:ASP:OD1	2.30	0.56
2:T:28:PHE:HE1	2:T:38:LEU:HB2	1.69	0.56
1:C:393:LEU:HB3	1:C:406:ILE:HD11	1.88	0.56
1:E:354:LEU:HD12	1:E:355:ILE:HG23	1.88	0.56
1:E:444:GLN:HE21	1:F:450:ARG:HG3	1.69	0.56
1:E:135:SER:HB3	1:E:155:TYR:HE2	1.70	0.56
2:V:20:VAL:HG23	2:V:21:LEU:H	1.70	0.56
1:A:117:ASP:OD2	1:L:252:ASN:ND2	2.39	0.56
1:B:14:ALA:O	1:B:18:HIS:ND1	2.39	0.56
1:C:343:LYS:NZ	1:D:280:GLU:OE2	2.34	0.56
1:D:72:SER:OG	1:D:269:ASN:OD1	2.23	0.56
1:F:260:PRO:O	1:F:263:ARG:NH1	2.33	0.56
2:R:305:LYS:HG3	2:R:313:THR:HG21	1.86	0.56
1:F:169:GLU:OE2	1:F:177:ARG:N	2.31	0.56
1:G:354:LEU:HD12	1:G:355:ILE:HG23	1.87	0.56
1:K:3:ASP:N	2:Q:16:THR:HG1	2.04	0.56
2:Q:96:PRO:HG2	2:Q:99:MET:HG2	1.88	0.56
1:A:106:GLY:O	1:L:177:ARG:NH1	2.39	0.56
1:A:170:ARG:HH21	1:B:190:ASP:H	1.54	0.56
1:B:16:LYS:HG2	2:R:40:SER:HB3	1.86	0.56
1:G:103:ASP:O	1:G:153:ARG:NH2	2.38	0.56
2:N:128:ASN:ND2	2:N:221:PRO:HD2	2.21	0.56
2:Q:12:TRP:O	2:Q:13:ALA:C	2.44	0.56
2:Q:278:VAL:HG23	2:Q:281:TYR:HB2	1.88	0.56
2:U:28:PHE:HE2	2:U:38:LEU:HD13	1.70	0.56
1:J:17:MET:HG3	1:J:257:ILE:HG21	1.88	0.55
2:O:259:THR:HG23	2:O:264:ILE:HA	1.86	0.55

Continued on next page...

Continued from previous page...

Atom-1	Atom-2	Interatomic distance (Å)	Clash overlap (Å)
2:R:157:GLN:HE22	2:R:209:ASP:HB3	1.71	0.55
1:E:301:VAL:HA	1:E:305:LEU:HB2	1.88	0.55
1:F:170:ARG:NH1	1:G:190:ASP:OD1	2.39	0.55
1:A:181:LEU:HD22	1:A:205:LEU:HD12	1.88	0.55
1:F:204:GLU:OE2	1:F:206:ARG:NH2	2.39	0.55
2:M:39:ARG:NH2	2:M:246:GLU:OE2	2.39	0.55
2:U:100:LEU:HD12	2:U:107:PRO:HA	1.89	0.55
2:U:261:LYS:HE3	2:V:68:ASN:OD1	2.06	0.55
1:K:444:GLN:HE21	1:L:450:ARG:HD3	1.71	0.55
2:S:94:ASN:ND2	2:S:267:GLN:OE1	2.39	0.55
2:S:262:GLN:OE1	2:T:61:ARG:NH1	2.39	0.55
2:T:56:ILE:HD11	2:T:76:LEU:HG	1.87	0.55
1:J:275:ASN:ND2	1:J:343:LYS:HE3	2.21	0.55
2:M:95:ILE:HB	2:M:266:ARG:HB3	1.88	0.55
2:M:177:TRP:NE1	2:M:209:ASP:OD2	2.37	0.55
2:N:102:TRP:HD1	2:N:103:ILE:HG23	1.71	0.55
2:S:40:SER:OG	2:S:249:GLN:OE1	2.24	0.55
1:A:29:GLU:HG2	1:A:33:ALA:HB2	1.89	0.55
1:A:294:SER:HA	1:B:319:LEU:HB2	1.88	0.55
1:J:114:GLN:HE21	1:J:158:PHE:HB2	1.71	0.55
2:U:51:ALA:HB1	2:U:78:GLN:HG2	1.88	0.55
1:E:442:ARG:NH2	1:E:453:LEU:O	2.39	0.55
1:L:11:ARG:NH1	1:L:167:TRP:O	2.39	0.55
1:A:84:PHE:CE2	1:A:116:ARG:HA	2.41	0.55
1:F:154:PRO:HB3	1:F:399:PHE:HD2	1.71	0.55
1:F:354:LEU:HD12	1:F:355:ILE:HG12	1.89	0.55
1:H:197:TYR:CZ	2:T:119:ALA:HB1	2.42	0.55
1:L:233:THR:HA	1:L:239:GLN:HA	1.89	0.55
1:F:131:PHE:HB3	1:F:157:LYS:HB2	1.89	0.55
1:B:247:ILE:HD12	1:B:255:PRO:HA	1.89	0.54
2:T:42:GLY:HA3	2:T:248:ASN:HA	1.89	0.54
1:C:354:LEU:HD12	1:C:355:ILE:HG23	1.89	0.54
1:C:368:SER:HB3	1:D:417:ASN:HD22	1.71	0.54
1:E:131:PHE:HB3	1:E:157:LYS:HB2	1.89	0.54
2:O:54:ALA:HB2	2:O:79:LEU:HD23	1.88	0.54
2:O:75:ASP:OD1	2:O:76:LEU:N	2.39	0.54
2:P:271:GLU:OE2	2:U:63:ARG:NE	2.40	0.54
2:S:155:MET:HG3	2:S:187:LEU:HD12	1.89	0.54
1:D:99:MET:O	1:D:153:ARG:NH2	2.41	0.54
1:G:233:THR:HA	1:G:239:GLN:HA	1.89	0.54
1:G:289:PRO:HB2	1:G:327:LEU:HD12	1.90	0.54

Continued on next page...

Continued from previous page...

Atom-1	Atom-2	Interatomic distance (Å)	Clash overlap (Å)
2:U:296:ALA:O	2:U:302:ASN:ND2	2.41	0.54
1:E:204:GLU:OE2	1:E:206:ARG:NH2	2.39	0.54
2:T:110:ALA:O	2:T:114:ILE:HG12	2.08	0.54
1:A:197:TYR:O	1:A:198:LYS:HD3	2.07	0.54
1:I:354:LEU:HD12	1:I:355:ILE:H	1.73	0.54
1:J:123:LEU:HD21	1:J:381:VAL:HG11	1.89	0.54
1:A:354:LEU:HD12	1:A:355:ILE:H	1.72	0.54
1:E:252:ASN:ND2	1:F:117:ASP:OD2	2.41	0.54
1:E:263:ARG:NH1	1:F:29:GLU:O	2.41	0.54
1:J:131:PHE:HB3	1:J:157:LYS:HB2	1.89	0.54
1:K:202:TRP:HB2	1:K:217:TRP:HB2	1.90	0.54
2:M:104:GLN:HB2	2:R:51:ALA:HB2	1.90	0.54
2:U:192:LEU:HD23	2:U:204:VAL:HG21	1.89	0.54
1:B:195:GLN:OE1	1:B:197:TYR:OH	2.16	0.54
1:B:295:GLY:HA2	1:C:321:VAL:HA	1.89	0.54
1:I:168:ARG:NH2	1:J:195:GLN:O	2.39	0.54
1:J:366:GLU:HG3	1:K:362:ARG:HB3	1.90	0.54
1:C:17:MET:HG3	1:C:257:ILE:HG21	1.90	0.54
1:D:354:LEU:HD12	1:D:355:ILE:HG12	1.90	0.54
1:F:16:LYS:O	2:O:108:GLN:NE2	2.40	0.54
1:G:295:GLY:HA2	1:H:321:VAL:HA	1.88	0.54
1:J:349:ALA:C	1:J:351:GLY:H	2.10	0.54
1:J:380:ARG:NH2	1:K:120:GLU:OE2	2.41	0.54
1:L:135:SER:HB3	1:L:155:TYR:HE2	1.73	0.54
1:L:180:LEU:HD13	1:L:206:ARG:HE	1.73	0.54
1:A:444:GLN:HE22	1:B:450:ARG:HD3	1.72	0.54
1:D:397:ALA:O	1:D:401:GLY:N	2.41	0.54
1:F:290:THR:OG1	1:G:311:ILE:O	2.25	0.54
2:M:154:LEU:HD23	2:M:186:ASP:HB2	1.90	0.54
2:O:109:GLU:HB3	2:T:53:TRP:CH2	2.43	0.54
2:T:28:PHE:CE1	2:T:38:LEU:HB2	2.43	0.54
1:F:397:ALA:O	1:F:401:GLY:N	2.41	0.54
2:M:75:ASP:OD1	2:M:76:LEU:N	2.41	0.54
2:N:39:ARG:NH1	2:N:246:GLU:OE2	2.41	0.54
2:N:43:ASN:C	2:N:43:ASN:HD22	2.10	0.54
2:P:43:ASN:HD21	2:P:275:ASN:ND2	2.06	0.54
2:P:81:ASP:OD1	2:P:82:ASN:N	2.41	0.54
1:D:20:LEU:HD22	1:E:32:ARG:HH12	1.73	0.53
1:F:13:ASP:HA	1:F:16:LYS:HD2	1.90	0.53
1:F:362:ARG:HH12	1:G:361:GLN:HA	1.73	0.53
1:K:444:GLN:NE2	1:L:450:ARG:HD3	2.24	0.53

Continued on next page...

Continued from previous page...

Atom-1	Atom-2	Interatomic distance (Å)	Clash overlap (Å)
2:M:22:ASP:HB2	2:R:311:LYS:HD2	1.88	0.53
1:B:289:PRO:HB2	1:B:327:LEU:HD12	1.90	0.53
1:G:13:ASP:O	1:G:16:LYS:HB2	2.09	0.53
1:K:295:GLY:HA2	1:L:321:VAL:HA	1.90	0.53
2:O:110:ALA:O	2:O:114:ILE:HG12	2.08	0.53
2:R:263:ASN:OD1	2:S:63:ARG:NH1	2.34	0.53
2:V:55:LYS:NZ	2:V:56:ILE:O	2.37	0.53
1:E:95:ASP:OD1	1:E:96:LYS:HD2	2.08	0.53
1:F:192:ASP:N	1:F:192:ASP:OD1	2.40	0.53
1:J:219:GLU:HB3	1:J:224:LEU:HD23	1.88	0.53
1:K:201:VAL:HG22	1:K:218:ARG:HG2	1.91	0.53
2:T:53:TRP:HD1	2:T:78:GLN:HG3	1.70	0.53
1:H:14:ALA:O	1:H:18:HIS:ND1	2.42	0.53
1:K:11:ARG:HD3	1:L:196:ILE:HG13	1.90	0.53
2:N:107:PRO:HA	2:S:53:TRP:HH2	1.73	0.53
1:B:100:LEU:HA	1:B:153:ARG:HH21	1.74	0.53
1:E:437:SER:HB3	1:E:440:GLU:HG2	1.90	0.53
1:G:49:LYS:O	1:G:55:GLY:HA3	2.08	0.53
1:J:22:ALA:O	1:J:26:MET:HG3	2.08	0.53
1:B:352:ALA:HB3	1:B:354:LEU:HD23	1.90	0.53
2:N:250:ASP:HB2	2:R:101:ARG:HD2	1.91	0.53
2:R:63:ARG:NH1	2:V:263:ASN:OD1	2.39	0.53
1:A:319:LEU:HB2	1:L:294:SER:HA	1.91	0.53
1:A:444:GLN:NE2	1:B:450:ARG:HA	2.23	0.53
1:B:127:ARG:HH12	1:B:257:ILE:HA	1.73	0.53
1:E:74:ASN:ND2	1:E:354:LEU:O	2.40	0.53
1:I:194:TYR:HB3	2:P:251:PHE:HB2	1.90	0.53
1:L:39:LYS:HD2	1:L:39:LYS:H	1.73	0.53
2:M:154:LEU:HD13	2:M:320:THR:HG21	1.91	0.53
2:N:104:GLN:HG3	2:N:106:ASN:H	1.74	0.53
2:O:106:ASN:HB3	2:O:109:GLU:HB2	1.91	0.53
2:U:237:GLY:N	2:U:316:VAL:O	2.40	0.53
1:G:216:THR:OG1	1:G:227:ASP:OD2	2.26	0.53
1:I:337:LYS:HA	1:I:340:MET:HG2	1.89	0.53
2:O:156:THR:HG23	2:O:157:GLN:H	1.74	0.53
2:R:20:VAL:HG23	2:R:21:LEU:H	1.74	0.53
1:E:354:LEU:HD12	1:E:355:ILE:HG12	1.91	0.53
1:G:297:THR:HG22	1:G:299:HIS:H	1.74	0.53
1:K:354:LEU:HD12	1:K:355:ILE:HG12	1.90	0.53
1:E:171:TRP:HE1	1:E:176:LYS:HE2	1.73	0.53
1:E:254:ASP:OD2	1:E:256:THR:OG1	2.27	0.53

Continued on next page...

Continued from previous page...

Atom-1	Atom-2	Interatomic distance (Å)	Clash overlap (Å)
1:I:131:PHE:CE2	1:I:133:ASP:HB3	2.44	0.53
1:J:294:SER:HA	1:K:319:LEU:HB2	1.91	0.53
1:A:80:LEU:HD22	1:A:120:GLU:HB2	1.90	0.52
1:A:343:LYS:NZ	1:B:280:GLU:OE2	2.32	0.52
1:J:459:ARG:O	1:J:463:GLU:HG3	2.09	0.52
1:D:204:GLU:OE1	1:E:194:TYR:OH	2.27	0.52
1:I:189:ALA:HB2	1:I:199:GLU:H	1.74	0.52
1:J:99:MET:HG2	1:J:100:LEU:HD22	1.91	0.52
1:K:362:ARG:NH2	1:L:357:SER:O	2.41	0.52
1:L:342:GLN:HG3	1:L:345:ARG:HH21	1.74	0.52
2:N:196:GLU:HG2	2:N:198:LEU:HD23	1.90	0.52
2:T:293:ASN:H	2:T:296:ALA:HB3	1.74	0.52
1:C:177:ARG:NH1	1:D:106:GLY:O	2.42	0.52
1:C:49:LYS:O	1:C:55:GLY:HA3	2.10	0.52
1:C:212:TYR:HB3	1:C:240:PHE:HB2	1.90	0.52
1:I:171:TRP:CZ2	1:I:176:LYS:HD3	2.45	0.52
1:L:23:HIS:NE2	1:L:40:GLU:OE2	2.40	0.52
1:A:442:ARG:HD3	1:A:458:MET:HE3	1.90	0.52
1:E:260:PRO:O	1:E:263:ARG:NE	2.40	0.52
1:F:83:ILE:HD12	1:F:123:LEU:HD11	1.90	0.52
1:H:83:ILE:HB	1:H:378:LEU:HD22	1.92	0.52
2:N:259:THR:HA	2:N:264:ILE:HA	1.90	0.52
2:U:238:LEU:HD12	2:U:242:ALA:HB3	1.91	0.52
1:A:26:MET:HE1	1:A:37:ASN:HB2	1.92	0.52
1:G:170:ARG:NE	1:H:190:ASP:H	2.07	0.52
2:O:109:GLU:HB3	2:T:53:TRP:HH2	1.73	0.52
2:Q:175:GLN:HE22	2:Q:240:THR:HG22	1.74	0.52
1:L:79:MET:HE3	1:L:123:LEU:HD13	1.90	0.52
1:L:189:ALA:HB2	1:L:199:GLU:HG3	1.90	0.52
1:L:424:LEU:O	1:L:428:ILE:HG12	2.10	0.52
1:E:39:LYS:NZ	2:S:43:ASN:HA	2.25	0.52
1:H:189:ALA:HB2	1:H:199:GLU:HG3	1.92	0.52
1:K:368:SER:HB3	1:L:417:ASN:HD21	1.74	0.52
2:Q:12:TRP:HB2	2:Q:108:GLN:HG3	1.90	0.52
2:R:231:LEU:C	2:R:232:ARG:HD2	2.31	0.52
1:A:424:LEU:O	1:A:428:ILE:HG12	2.10	0.52
1:B:135:SER:HB3	1:B:155:TYR:HE2	1.75	0.52
1:E:170:ARG:HD3	1:E:171:TRP:N	2.25	0.52
1:E:445:ILE:HG12	1:E:450:ARG:HB2	1.92	0.52
1:J:16:LYS:NZ	1:K:32:ARG:HH22	2.08	0.52
1:J:25:ARG:O	1:J:29:GLU:HG3	2.08	0.52

Continued on next page...

Continued from previous page...

Atom-1	Atom-2	Interatomic distance (Å)	Clash overlap (Å)
1:B:324:LYS:HE3	1:B:326:GLU:HG2	1.92	0.51
1:I:58:ARG:NH2	1:I:281:GLU:OE2	2.43	0.51
1:K:25:ARG:HD3	2:Q:105:LYS:HE2	1.93	0.51
1:K:214:GLN:NE2	1:K:215:ARG:O	2.43	0.51
2:M:43:ASN:N	2:M:43:ASN:HD22	2.06	0.51
2:M:99:MET:SD	2:M:100:LEU:HD22	2.50	0.51
2:V:7:GLN:HE21	2:V:9:PHE:HE1	1.58	0.51
1:B:343:LYS:HE3	1:C:67:VAL:HG21	1.92	0.51
1:I:397:ALA:O	1:I:401:GLY:N	2.43	0.51
2:Q:27:LEU:HD11	2:Q:218:THR:HB	1.93	0.51
2:R:100:LEU:HD11	2:R:110:ALA:HB2	1.92	0.51
1:A:459:ARG:O	1:A:462:SER:N	2.43	0.51
1:C:125:LEU:HA	1:C:260:PRO:HB3	1.93	0.51
1:E:39:LYS:HE2	1:E:40:GLU:OE2	2.10	0.51
1:H:170:ARG:HH12	1:I:189:ALA:HA	1.76	0.51
1:H:286:CYS:SG	1:J:313:SER:OG	2.61	0.51
1:I:99:MET:O	1:I:153:ARG:NH2	2.36	0.51
2:M:143:ALA:HB2	2:M:310:ILE:HD11	1.92	0.51
2:Q:258:GLY:HA3	2:Q:265:THR:H	1.75	0.51
2:T:47:LEU:HD23	2:T:48:SER:N	2.26	0.51
1:G:10:VAL:HG11	1:G:14:ALA:HB2	1.91	0.51
1:H:213:TRP:CZ3	1:H:229:TRP:HB3	2.46	0.51
2:M:54:ALA:HB2	2:M:79:LEU:HG	1.91	0.51
2:O:113:VAL:HG21	2:T:53:TRP:HE3	1.76	0.51
2:R:138:PHE:CZ	2:R:315:GLY:HA3	2.46	0.51
2:T:100:LEU:HD11	2:T:110:ALA:HB2	1.92	0.51
2:U:36:ILE:HG23	2:U:243:ILE:HB	1.92	0.51
1:B:168:ARG:NH1	1:C:189:ALA:O	2.43	0.51
1:F:444:GLN:NE2	1:G:450:ARG:O	2.44	0.51
1:I:22:ALA:HB2	2:P:12:TRP:CD2	2.46	0.51
2:M:43:ASN:N	2:M:43:ASN:ND2	2.59	0.51
2:M:257:ASP:OD1	2:M:266:ARG:NH1	2.43	0.51
2:N:22:ASP:HB2	2:S:311:LYS:HE3	1.92	0.51
1:A:321:VAL:HA	1:L:295:GLY:HA2	1.93	0.51
1:C:25:ARG:O	1:C:29:GLU:HG2	2.10	0.51
1:D:79:MET:HB3	1:D:378:LEU:HD21	1.93	0.51
1:H:58:ARG:HH12	1:J:314:ARG:HG3	1.75	0.51
1:B:24:ILE:HD13	1:B:266:VAL:HG21	1.92	0.51
1:B:37:ASN:HB3	1:B:40:GLU:OE2	2.10	0.51
1:B:60:LYS:HZ1	2:M:98:SER:H	1.59	0.51
1:H:104:VAL:HG22	1:H:156:ILE:HB	1.92	0.51

Continued on next page...

Continued from previous page...

Atom-1	Atom-2	Interatomic distance (Å)	Clash overlap (Å)
1:H:281:GLU:OE2	1:I:288:GLN:NE2	2.43	0.51
1:H:372:ALA:HB2	1:I:416:ILE:HG22	1.91	0.51
1:J:170:ARG:NE	1:K:190:ASP:HB2	2.25	0.51
2:T:20:VAL:HG23	2:T:21:LEU:HD23	1.91	0.51
1:C:264:ASP:N	1:C:264:ASP:OD1	2.44	0.51
1:H:168:ARG:HD3	1:I:190:ASP:OD1	2.11	0.51
1:L:220:ASN:HB3	1:L:225:TYR:HE2	1.76	0.51
2:U:101:ARG:HE	2:U:107:PRO:HD3	1.76	0.51
1:D:25:ARG:HE	1:D:125:LEU:HD11	1.74	0.51
1:G:24:ILE:O	1:G:28:MET:HG2	2.11	0.51
1:G:362:ARG:NH2	1:H:357:SER:O	2.44	0.51
1:H:349:ALA:O	1:H:351:GLY:N	2.43	0.51
1:E:168:ARG:NH2	1:F:195:GLN:O	2.40	0.51
1:E:428:ILE:O	1:E:432:GLN:HG2	2.11	0.51
2:P:143:ALA:HB2	2:P:310:ILE:HD11	1.92	0.51
2:S:32:THR:HB	2:S:35:ALA:HB3	1.93	0.51
1:B:347:MET:HB3	1:B:354:LEU:HD21	1.91	0.50
1:C:354:LEU:HD12	1:C:355:ILE:HG12	1.92	0.50
1:D:75:THR:O	1:D:79:MET:HG3	2.11	0.50
1:D:442:ARG:O	1:D:446:LYS:HG3	2.11	0.50
1:F:123:LEU:HD23	1:F:381:VAL:HG21	1.93	0.50
1:F:343:LYS:O	1:F:347:MET:HG3	2.11	0.50
1:L:335:MET:HA	1:L:338:GLU:HG2	1.93	0.50
2:P:19:GLU:O	2:U:55:LYS:HD3	2.11	0.50
1:C:440:GLU:OE2	1:D:452:TYR:N	2.43	0.50
1:D:294:SER:HA	1:E:319:LEU:HB2	1.92	0.50
1:B:413:ASP:HB2	1:B:447:LYS:NZ	2.27	0.50
1:H:370:GLU:O	1:H:370:GLU:HG2	2.11	0.50
1:K:37:ASN:HD21	2:Q:100:LEU:HD22	1.76	0.50
2:T:82:ASN:OD1	2:T:83:THR:N	2.44	0.50
1:C:48:THR:O	1:C:51:THR:OG1	2.29	0.50
1:K:125:LEU:HA	1:K:260:PRO:HB3	1.94	0.50
1:L:84:PHE:CE2	1:L:116:ARG:HA	2.47	0.50
1:B:51:THR:HA	2:M:102:TRP:HD1	1.76	0.50
1:H:444:GLN:NE2	1:I:450:ARG:HD3	2.27	0.50
2:P:100:LEU:HB3	2:P:102:TRP:HZ3	1.76	0.50
1:B:84:PHE:CE2	1:B:116:ARG:HA	2.47	0.50
1:C:13:ASP:OD1	1:C:14:ALA:N	2.45	0.50
1:D:184:ARG:HD2	1:D:185:GLU:N	2.26	0.50
1:G:423:GLU:OE1	1:H:450:ARG:NH2	2.41	0.50
2:N:121:ASP:HA	2:N:124:GLN:HG2	1.94	0.50

Continued on next page...

Continued from previous page...

Atom-1	Atom-2	Interatomic distance (Å)	Clash overlap (Å)
2:T:167:PHE:HZ	2:T:315:GLY:H	1.57	0.50
1:C:333:ASN:HA	1:C:337:LYS:HD3	1.94	0.50
1:D:362:ARG:NH2	1:E:357:SER:O	2.44	0.50
1:C:168:ARG:NH2	1:D:195:GLN:O	2.41	0.50
1:C:428:ILE:O	1:C:432:GLN:HG2	2.11	0.50
1:H:170:ARG:NH2	1:I:191:ASP:OD1	2.44	0.50
1:A:417:ASN:HD22	1:L:368:SER:HB3	1.77	0.50
1:B:60:LYS:HZ2	2:M:98:SER:H	1.59	0.50
1:C:436:ILE:HD11	1:D:445:ILE:HD13	1.94	0.50
1:F:459:ARG:O	1:F:463:GLU:HG2	2.11	0.50
1:H:349:ALA:HB1	1:I:355:ILE:HB	1.93	0.50
1:K:99:MET:SD	1:K:99:MET:N	2.84	0.50
2:Q:107:PRO:HD2	2:Q:109:GLU:HG3	1.94	0.50
1:B:32:ARG:O	1:B:36:ASP:HB2	2.12	0.49
1:C:419:MET:HG2	1:C:448:GLY:HA3	1.94	0.49
1:A:7:ILE:HG13	1:A:217:TRP:CZ2	2.47	0.49
1:E:80:LEU:HD21	1:E:116:ARG:HG2	1.94	0.49
1:E:289:PRO:HB2	1:E:327:LEU:HD22	1.93	0.49
1:H:49:LYS:O	1:H:55:GLY:HA3	2.12	0.49
1:I:194:TYR:HB3	2:P:251:PHE:CB	2.42	0.49
1:J:100:LEU:HA	1:J:153:ARG:HH21	1.76	0.49
2:N:32:THR:O	2:N:176:VAL:HG21	2.12	0.49
1:B:8:LYS:HZ1	1:C:197:TYR:HD1	1.59	0.49
1:B:207:LEU:HB2	1:B:243:ILE:HD11	1.93	0.49
1:C:11:ARG:HG2	1:D:196:ILE:HG13	1.93	0.49
1:E:41:PHE:O	1:E:274:ARG:NH2	2.42	0.49
1:E:222:GLY:HA2	2:S:27:LEU:HB3	1.93	0.49
1:F:135:SER:HB3	1:F:155:TYR:HE2	1.77	0.49
2:M:100:LEU:HA	2:M:102:TRP:HZ3	1.76	0.49
1:B:437:SER:HB3	1:B:440:GLU:HG3	1.95	0.49
1:H:218:ARG:HB3	1:H:225:TYR:HB2	1.94	0.49
2:R:207:ARG:HH12	2:R:217:ILE:HG22	1.76	0.49
2:S:20:VAL:HG23	2:S:21:LEU:HD23	1.93	0.49
1:D:97:PHE:HD1	1:D:100:LEU:HD12	1.77	0.49
1:I:189:ALA:H	1:I:198:LYS:HA	1.77	0.49
1:I:370:GLU:HB2	1:I:374:GLN:HE21	1.77	0.49
1:I:459:ARG:O	1:I:463:GLU:HG3	2.12	0.49
1:J:13:ASP:OD1	1:J:14:ALA:N	2.46	0.49
1:J:299:HIS:CE1	1:J:303:ASN:ND2	2.81	0.49
1:L:98:ASP:OD1	1:L:99:MET:N	2.46	0.49
1:L:103:ASP:OD1	1:L:103:ASP:N	2.45	0.49

Continued on next page...

Continued from previous page...

Atom-1	Atom-2	Interatomic distance (Å)	Clash overlap (Å)
2:O:79:LEU:HD12	2:O:306:ILE:HG23	1.94	0.49
2:O:168:GLY:O	2:O:171:SER:OG	2.21	0.49
1:A:170:ARG:HG2	1:A:171:TRP:H	1.78	0.49
1:A:218:ARG:N	1:A:225:TYR:O	2.46	0.49
1:B:15:LYS:HD2	1:B:18:HIS:HE1	1.76	0.49
1:C:459:ARG:O	1:C:463:GLU:HG3	2.12	0.49
1:I:118:SER:HB2	1:I:248:PHE:CZ	2.47	0.49
1:K:346:GLN:HG2	1:L:69:TYR:HE1	1.77	0.49
2:M:92:PRO:HG2	2:R:73:ALA:HA	1.94	0.49
1:A:12:GLU:HG2	2:M:116:GLN:HG2	1.94	0.49
1:D:343:LYS:NZ	1:E:67:VAL:HG21	2.28	0.49
1:G:204:GLU:OE1	1:H:194:TYR:OH	2.25	0.49
1:I:186:GLU:OE2	1:I:187:SER:N	2.45	0.49
2:Q:93:ILE:O	2:Q:267:GLN:HA	2.13	0.49
2:T:122:THR:HG22	2:T:272:TRP:CZ2	2.48	0.49
1:D:419:MET:HE3	1:D:448:GLY:HA3	1.93	0.49
1:A:168:ARG:HH21	1:B:196:ILE:HD13	1.77	0.49
1:A:215:ARG:NH1	1:A:227:ASP:O	2.46	0.49
1:B:375:ASN:HB3	1:B:414:PHE:HD2	1.77	0.49
1:F:171:TRP:NE1	1:G:187:SER:HB2	2.25	0.49
1:I:165:LEU:HD12	1:I:166:ASN:HB2	1.94	0.49
1:I:426:ALA:HB2	1:J:421:PRO:HB3	1.95	0.49
2:Q:138:PHE:HD2	2:Q:317:VAL:HG23	1.76	0.49
1:A:421:PRO:HG3	1:L:423:GLU:HG2	1.95	0.49
1:D:17:MET:HE2	1:D:259:MET:HA	1.95	0.49
1:H:187:SER:OG	1:H:188:ASP:N	2.44	0.49
1:K:17:MET:HE1	1:K:260:PRO:HD3	1.94	0.49
2:M:22:ASP:HA	2:R:170:ARG:NH2	2.28	0.49
2:N:87:ALA:HB2	2:R:102:TRP:HZ3	1.78	0.49
2:O:57:GLN:HG2	2:O:58:GLY:N	2.27	0.49
2:Q:12:TRP:HE3	2:Q:108:GLN:HG2	1.78	0.49
2:V:100:LEU:HD12	2:V:107:PRO:HA	1.95	0.49
1:C:154:PRO:HB3	1:C:399:PHE:HD2	1.77	0.48
1:F:251:LYS:HE3	1:G:120:GLU:OE1	2.13	0.48
1:K:426:ALA:HB2	1:L:421:PRO:HB3	1.94	0.48
1:A:75:THR:HG21	1:A:265:LEU:HD13	1.95	0.48
1:B:296:LEU:HD23	1:C:318:PRO:HB3	1.94	0.48
1:D:455:ASP:OD1	1:D:456:GLU:N	2.46	0.48
1:L:359:LYS:O	1:L:361:GLN:NE2	2.46	0.48
2:U:262:GLN:HB2	2:V:69:ALA:O	2.12	0.48
1:A:5:ASN:OD1	1:A:6:ASN:N	2.46	0.48

Continued on next page...

Continued from previous page...

Atom-1	Atom-2	Interatomic distance (Å)	Clash overlap (Å)
1:F:214:GLN:HE21	1:F:230:ILE:HD11	1.79	0.48
1:H:58:ARG:NH1	1:J:314:ARG:HG3	2.28	0.48
1:H:349:ALA:C	1:H:351:GLY:N	2.67	0.48
2:U:53:TRP:H	2:U:78:GLN:HG3	1.79	0.48
1:B:51:THR:O	2:M:102:TRP:NE1	2.46	0.48
1:E:218:ARG:O	1:E:225:TYR:N	2.37	0.48
1:H:305:LEU:HD22	1:H:309:VAL:HG22	1.96	0.48
2:N:207:ARG:NH1	2:N:215:ILE:O	2.46	0.48
2:Q:145:HIS:CE1	2:Q:162:ALA:HB1	2.47	0.48
1:B:338:GLU:OE1	1:C:279:TYR:OH	2.26	0.48
1:E:49:LYS:O	1:E:55:GLY:HA3	2.12	0.48
1:E:99:MET:O	1:E:153:ARG:NH2	2.40	0.48
1:G:101:ILE:HG23	1:G:111:ILE:HG22	1.95	0.48
1:H:90:PHE:HE1	1:H:393:LEU:HD13	1.79	0.48
1:J:80:LEU:HD21	1:J:120:GLU:HA	1.95	0.48
1:J:362:ARG:NH1	1:K:360:THR:O	2.46	0.48
2:T:84:ILE:HG12	2:T:292:PRO:HG3	1.95	0.48
2:T:97:PRO:HG3	2:T:266:ARG:NE	2.28	0.48
1:A:212:TYR:HB3	1:A:240:PHE:HB2	1.96	0.48
1:B:17:MET:HG3	1:B:257:ILE:HG21	1.95	0.48
1:C:361:GLN:O	1:D:361:GLN:NE2	2.47	0.48
1:G:179:THR:HA	1:G:207:LEU:HB3	1.94	0.48
1:K:296:LEU:HD23	1:L:318:PRO:HB3	1.96	0.48
2:R:86:VAL:HG21	2:R:297:LEU:HD11	1.96	0.48
1:A:82:GLN:HE21	1:L:373:ALA:HB2	1.78	0.48
1:A:343:LYS:O	1:A:347:MET:HG3	2.14	0.48
1:D:18:HIS:HD2	2:N:11:ASP:HB3	1.78	0.48
1:E:171:TRP:HE1	1:E:176:LYS:CE	2.26	0.48
1:F:95:ASP:OD1	1:F:96:LYS:N	2.47	0.48
1:F:132:VAL:HG12	1:F:399:PHE:CE2	2.48	0.48
1:J:233:THR:HA	1:J:239:GLN:HA	1.95	0.48
2:M:177:TRP:HB2	2:M:215:ILE:HG12	1.95	0.48
1:D:300:TRP:CE2	1:D:320:PRO:HD3	2.49	0.48
1:G:426:ALA:HB2	1:H:421:PRO:HB3	1.96	0.48
1:K:79:MET:HB3	1:K:123:LEU:HD13	1.96	0.48
1:L:214:GLN:HE21	1:L:232:PRO:HG3	1.79	0.48
2:M:113:VAL:HG21	2:R:53:TRP:CD1	2.49	0.48
2:P:175:GLN:NE2	2:P:240:THR:OG1	2.47	0.48
2:S:47:LEU:HD21	2:S:49:GLU:HG3	1.95	0.48
1:E:170:ARG:HD3	1:E:171:TRP:H	1.79	0.48
1:I:185:GLU:HG3	1:I:201:VAL:HB	1.96	0.48

Continued on next page...

Continued from previous page...

Atom-1	Atom-2	Interatomic distance (Å)	Clash overlap (Å)
1:L:44:HIS:CD2	1:L:59:TYR:HB2	2.48	0.48
1:L:99:MET:HB2	1:L:153:ARG:HE	1.79	0.48
2:P:91:PRO:HG3	2:U:61:ARG:HG2	1.96	0.48
2:Q:138:PHE:CZ	2:Q:315:GLY:HA3	2.49	0.48
2:U:232:ARG:HG3	2:U:321:LYS:HA	1.95	0.48
1:C:212:TYR:OH	1:C:214:GLN:OE1	2.26	0.48
1:C:383:LYS:NZ	1:C:412:SER:OG	2.41	0.48
1:D:17:MET:HE1	1:D:260:PRO:HD3	1.95	0.48
1:F:236:ASP:OD1	1:F:236:ASP:N	2.47	0.48
2:R:257:ASP:OD1	2:R:257:ASP:N	2.46	0.48
1:A:349:ALA:HB1	1:B:355:ILE:HG22	1.96	0.47
1:C:223:GLN:HA	2:R:17:MET:SD	2.55	0.47
1:D:80:LEU:HD11	1:D:116:ARG:HG3	1.96	0.47
1:D:424:LEU:HD12	1:D:450:ARG:HG3	1.95	0.47
1:D:440:GLU:OE2	1:E:452:TYR:N	2.41	0.47
1:G:19:LYS:HG3	1:H:32:ARG:HH12	1.78	0.47
1:G:193:GLY:O	1:G:195:GLN:N	2.47	0.47
2:N:102:TRP:CD1	2:N:103:ILE:HG12	2.49	0.47
2:P:175:GLN:OE1	2:P:175:GLN:N	2.48	0.47
1:E:21:TRP:CG	1:E:125:LEU:HD12	2.49	0.47
1:H:257:ILE:HD12	1:H:257:ILE:H	1.79	0.47
1:H:264:ASP:OD1	1:H:265:LEU:N	2.46	0.47
2:N:161:ASN:O	2:N:164:GLN:HG3	2.14	0.47
2:U:122:THR:O	2:U:126:MET:HG3	2.14	0.47
1:A:91:THR:HB	1:A:407:GLU:HB3	1.97	0.47
1:B:426:ALA:HB2	1:C:421:PRO:HB3	1.96	0.47
1:D:16:LYS:HE3	1:D:16:LYS:HA	1.95	0.47
1:E:370:GLU:O	1:E:374:GLN:HG3	2.14	0.47
1:F:44:HIS:CD2	1:F:59:TYR:HB2	2.48	0.47
1:F:60:LYS:O	1:F:64:GLU:HG2	2.14	0.47
1:G:53:PRO:HA	1:G:56:VAL:HG22	1.96	0.47
1:K:49:LYS:O	1:K:55:GLY:HA3	2.14	0.47
2:P:145:HIS:CE1	2:P:162:ALA:HB1	2.49	0.47
2:S:248:ASN:ND2	2:S:275:ASN:OD1	2.33	0.47
2:V:320:THR:O	2:V:321:LYS:HG3	2.13	0.47
1:E:394:ARG:O	1:E:398:MET:HG3	2.14	0.47
1:F:455:ASP:O	1:F:459:ARG:HG3	2.14	0.47
1:H:424:LEU:O	1:H:428:ILE:HG12	2.15	0.47
1:L:263:ARG:O	1:L:267:GLU:HG2	2.14	0.47
1:A:353:LYS:HE3	1:L:370:GLU:OE1	2.14	0.47
1:C:412:SER:OG	1:D:86:ARG:NH2	2.47	0.47

Continued on next page...

Continued from previous page...

Atom-1	Atom-2	Interatomic distance (Å)	Clash overlap (Å)
1:F:79:MET:HG2	1:F:378:LEU:HD21	1.95	0.47
1:G:362:ARG:HD2	1:G:366:GLU:HB3	1.95	0.47
1:I:172:VAL:HB	1:I:177:ARG:HG3	1.95	0.47
1:K:185:GLU:OE1	1:K:203:ARG:HG3	2.15	0.47
1:L:454:GLU:HG2	1:L:455:ASP:N	2.29	0.47
2:M:86:VAL:HG12	2:M:292:PRO:HG2	1.96	0.47
2:N:29:ASN:O	2:N:33:ARG:N	2.48	0.47
2:N:138:PHE:CZ	2:N:315:GLY:HA3	2.49	0.47
2:O:138:PHE:CZ	2:O:315:GLY:HA3	2.50	0.47
1:B:49:LYS:O	1:B:55:GLY:HA3	2.14	0.47
1:G:10:VAL:HG21	1:G:14:ALA:HB2	1.97	0.47
1:H:441:MET:O	1:H:445:ILE:HG12	2.14	0.47
1:J:26:MET:SD	1:J:37:ASN:ND2	2.86	0.47
1:J:189:ALA:HB2	1:J:199:GLU:CD	2.35	0.47
1:K:397:ALA:O	1:K:401:GLY:N	2.46	0.47
2:N:21:LEU:HG	2:N:23:GLN:H	1.78	0.47
2:Q:19:GLU:O	2:V:55:LYS:HD3	2.14	0.47
2:Q:22:ASP:N	2:Q:22:ASP:OD1	2.46	0.47
2:V:23:GLN:OE1	2:V:218:THR:OG1	2.33	0.47
2:V:38:LEU:HA	2:V:245:ILE:O	2.15	0.47
1:C:218:ARG:NH1	1:C:227:ASP:OD2	2.47	0.47
1:E:263:ARG:O	1:E:267:GLU:HG2	2.14	0.47
1:F:75:THR:HG23	1:F:354:LEU:HB3	1.96	0.47
1:H:8:LYS:HA	1:H:165:LEU:HD11	1.96	0.47
1:H:123:LEU:HD21	1:H:381:VAL:HG21	1.97	0.47
1:I:295:GLY:HA2	1:J:321:VAL:HA	1.95	0.47
1:I:424:LEU:O	1:I:428:ILE:HG12	2.14	0.47
1:J:446:LYS:NZ	1:J:453:LEU:O	2.25	0.47
1:K:339:ALA:HB1	1:K:343:LYS:NZ	2.30	0.47
1:K:424:LEU:O	1:K:428:ILE:HG12	2.15	0.47
1:L:442:ARG:HG2	1:L:455:ASP:HB3	1.95	0.47
2:S:82:ASN:OD1	2:S:83:THR:N	2.47	0.47
2:S:110:ALA:O	2:S:114:ILE:HG12	2.15	0.47
2:T:132:ALA:HB1	2:T:298:ALA:HB2	1.97	0.47
2:V:20:VAL:HG23	2:V:21:LEU:N	2.30	0.47
2:V:143:ALA:HB2	2:V:310:ILE:HD11	1.97	0.47
2:V:166:ILE:O	2:V:167:PHE:HB2	2.15	0.47
1:A:185:GLU:HB2	1:A:201:VAL:HG13	1.97	0.47
1:A:187:SER:HB2	1:L:171:TRP:HD1	1.79	0.47
1:B:90:PHE:HE1	1:B:393:LEU:HD13	1.79	0.47
1:D:17:MET:HG3	1:D:257:ILE:HG21	1.96	0.47

Continued on next page...

Continued from previous page...

Atom-1	Atom-2	Interatomic distance (Å)	Clash overlap (Å)
1:H:169:GLU:HB3	1:H:176:LYS:HD2	1.96	0.47
1:L:442:ARG:NH1	1:L:458:MET:HG3	2.30	0.47
1:A:426:ALA:HB2	1:B:421:PRO:HB3	1.96	0.47
1:G:300:TRP:CD1	1:G:320:PRO:HD3	2.49	0.47
2:P:20:VAL:HA	2:P:117:GLN:HG2	1.97	0.47
1:B:95:ASP:N	1:B:95:ASP:OD1	2.48	0.47
1:D:135:SER:HB3	1:D:155:TYR:HE2	1.80	0.47
1:D:249:GLY:O	1:D:384:ASN:ND2	2.44	0.47
1:D:309:VAL:HG13	1:D:317:VAL:HG11	1.97	0.47
1:D:437:SER:HB3	1:D:440:GLU:HG3	1.96	0.47
1:G:391:LYS:NZ	1:H:108:GLY:O	2.42	0.47
1:H:5:ASN:ND2	1:H:6:ASN:OD1	2.48	0.47
1:I:154:PRO:HD3	1:I:400:LEU:HD21	1.96	0.47
1:K:44:HIS:CD2	1:K:46:ASP:H	2.33	0.47
2:N:20:VAL:HG12	2:N:116:GLN:HE21	1.79	0.47
2:N:96:PRO:HB3	2:N:100:LEU:HD13	1.97	0.47
2:Q:257:ASP:HA	2:Q:266:ARG:HA	1.96	0.47
2:S:20:VAL:HG23	2:S:21:LEU:H	1.80	0.47
2:T:236:LEU:HD13	2:T:238:LEU:HD21	1.97	0.47
1:C:69:TYR:OH	1:C:355:ILE:HG21	2.15	0.46
1:C:233:THR:HG22	1:C:239:GLN:HG2	1.96	0.46
1:C:343:LYS:HE3	1:D:67:VAL:HG21	1.96	0.46
1:F:97:PHE:HD1	1:F:100:LEU:HD12	1.80	0.46
1:G:43:PRO:HG2	1:H:65:ARG:HH21	1.81	0.46
1:G:286:CYS:SG	1:I:313:SER:OG	2.73	0.46
1:H:53:PRO:O	1:H:56:VAL:HG12	2.15	0.46
1:I:198:LYS:NZ	2:P:106:ASN:HB2	2.29	0.46
1:I:299:HIS:ND1	1:I:303:ASN:OD1	2.42	0.46
1:J:246:VAL:HG21	1:J:388:ALA:HB1	1.97	0.46
1:L:32:ARG:HG3	1:L:33:ALA:N	2.30	0.46
2:M:100:LEU:HA	2:M:102:TRP:CZ3	2.50	0.46
2:O:28:PHE:H	2:O:31:ALA:HB3	1.79	0.46
1:C:83:ILE:HD12	1:C:123:LEU:HD11	1.96	0.46
1:D:154:PRO:HD3	1:D:400:LEU:HD21	1.96	0.46
1:D:301:VAL:HA	1:D:305:LEU:HB2	1.96	0.46
1:F:342:GLN:O	1:F:346:GLN:HG3	2.15	0.46
1:F:423:GLU:HG2	1:G:421:PRO:HG3	1.98	0.46
1:K:179:THR:HA	1:K:207:LEU:HB3	1.96	0.46
1:L:12:GLU:O	1:L:16:LYS:HG2	2.15	0.46
1:L:69:TYR:OH	1:L:355:ILE:HG21	2.14	0.46
2:Q:42:GLY:HA2	2:Q:248:ASN:HA	1.97	0.46

Continued on next page...

Continued from previous page...

Atom-1	Atom-2	Interatomic distance (Å)	Clash overlap (Å)
2:S:138:PHE:CZ	2:S:315:GLY:HA3	2.50	0.46
1:A:6:ASN:HA	2:M:247:GLN:NE2	2.29	0.46
1:A:86:ARG:HG3	1:A:447:LYS:HA	1.97	0.46
1:B:75:THR:OG1	1:B:354:LEU:HB3	2.16	0.46
1:B:442:ARG:HA	1:B:445:ILE:HG22	1.97	0.46
1:C:83:ILE:HG13	1:C:378:LEU:HD22	1.98	0.46
1:C:440:GLU:HG2	1:D:453:LEU:HD13	1.97	0.46
1:D:131:PHE:HB2	1:D:245:PHE:CE2	2.50	0.46
1:E:215:ARG:HG3	1:E:229:TRP:CE3	2.50	0.46
2:R:182:SER:OG	2:R:183:PRO:HD3	2.15	0.46
2:V:46:ASP:HA	2:V:85:LYS:HB3	1.96	0.46
2:V:100:LEU:HD11	2:V:110:ALA:HB2	1.96	0.46
2:V:110:ALA:O	2:V:114:ILE:HG12	2.15	0.46
1:F:53:PRO:HA	1:F:56:VAL:HG12	1.98	0.46
1:J:459:ARG:HH12	1:K:467:PRO:HG2	1.81	0.46
1:A:10:VAL:HA	1:A:165:LEU:O	2.15	0.46
1:B:16:LYS:HE3	1:B:16:LYS:HB3	1.78	0.46
1:D:24:ILE:O	1:D:28:MET:HG2	2.16	0.46
1:E:203:ARG:HD2	1:E:216:THR:HG22	1.97	0.46
1:F:257:ILE:HD12	1:F:257:ILE:H	1.80	0.46
1:H:288:GLN:HB3	1:I:313:SER:HB2	1.97	0.46
1:L:300:TRP:CE2	1:L:320:PRO:HD3	2.51	0.46
2:M:137:ALA:HB1	2:M:281:TYR:HD2	1.79	0.46
2:R:130:GLY:HA2	2:R:276:LEU:HD11	1.98	0.46
2:T:157:GLN:NE2	2:T:209:ASP:HB3	2.30	0.46
2:T:180:HIS:HB3	2:T:183:PRO:HD2	1.97	0.46
1:A:6:ASN:HA	2:M:247:GLN:HE22	1.81	0.46
1:F:354:LEU:HD12	1:F:355:ILE:HG23	1.97	0.46
2:P:145:HIS:CE1	2:P:147:ILE:HD11	2.51	0.46
2:Q:44:THR:HG21	2:U:12:TRP:CH2	2.50	0.46
2:R:224:VAL:HG13	2:R:225:SER:H	1.80	0.46
1:B:466:ASP:N	1:B:466:ASP:OD1	2.49	0.46
1:D:62:TYR:OH	1:D:278:ASP:OD1	2.24	0.46
1:F:49:LYS:O	1:F:55:GLY:HA3	2.15	0.46
1:I:90:PHE:HE1	1:I:393:LEU:HD13	1.81	0.46
1:I:409:GLU:OE1	1:I:409:GLU:N	2.46	0.46
1:J:215:ARG:HE	1:J:217:TRP:HE1	1.63	0.46
1:L:445:ILE:HG23	1:L:451:ALA:HB3	1.98	0.46
2:N:294:PRO:HD2	2:S:62:PRO:HB3	1.98	0.46
2:Q:101:ARG:HE	2:Q:110:ALA:HB2	1.81	0.46
2:Q:101:ARG:NH1	2:Q:266:ARG:HB3	2.31	0.46

Continued on next page...

Continued from previous page...

Atom-1	Atom-2	Interatomic distance (Å)	Clash overlap (Å)
1:C:424:LEU:O	1:C:428:ILE:HG12	2.15	0.46
1:E:185:GLU:HB3	1:E:201:VAL:HG13	1.97	0.46
1:E:290:THR:O	1:E:327:LEU:HA	2.15	0.46
1:F:28:MET:SD	1:F:124:SER:HB2	2.55	0.46
2:R:226:GLY:HA3	2:R:231:LEU:HA	1.97	0.46
2:U:130:GLY:HA3	2:U:245:ILE:HD11	1.98	0.46
1:B:163:ASP:HA	1:B:184:ARG:NH1	2.31	0.46
1:G:193:GLY:C	1:G:195:GLN:N	2.69	0.46
1:J:171:TRP:CZ2	1:K:185:GLU:HB3	2.50	0.46
1:L:79:MET:HG2	1:L:378:LEU:HD21	1.98	0.46
2:T:82:ASN:ND2	2:T:283:TYR:O	2.48	0.46
2:T:235:THR:O	2:T:318:LEU:N	2.49	0.46
2:U:11:ASP:OD1	2:U:12:TRP:N	2.48	0.46
1:D:466:ASP:N	1:D:466:ASP:OD1	2.49	0.46
1:F:212:TYR:CE2	1:F:232:PRO:HG2	2.51	0.46
1:I:29:GLU:OE1	1:I:33:ALA:HB2	2.16	0.46
1:I:300:TRP:O	1:I:304:VAL:HG22	2.16	0.46
1:K:75:THR:HG23	1:K:354:LEU:HB3	1.98	0.46
2:N:156:THR:HG22	2:N:157:GLN:OE1	2.16	0.46
2:O:82:ASN:ND2	2:O:283:TYR:O	2.49	0.46
2:P:14:TYR:HE2	2:P:106:ASN:HD21	1.64	0.46
2:P:192:LEU:HD23	2:P:204:VAL:HG21	1.96	0.46
2:R:85:LYS:H22	2:R:273:SER:HG	1.57	0.46
2:R:178:VAL:HG22	2:R:216:ILE:HB	1.98	0.46
1:A:188:ASP:O	1:L:170:ARG:HG3	2.15	0.45
1:C:281:GLU:OE2	1:E:314:ARG:NH1	2.37	0.45
1:F:276:SER:O	1:F:280:GLU:HG2	2.16	0.45
1:G:39:LYS:HE3	2:O:101:ARG:HH11	1.81	0.45
1:G:168:ARG:HG2	1:G:180:LEU:HB3	1.99	0.45
2:O:104:GLN:HE22	2:T:50:ALA:HA	1.79	0.45
2:Q:5:ASP:OD1	2:Q:11:ASP:N	2.49	0.45
2:T:138:PHE:CZ	2:T:315:GLY:HA3	2.51	0.45
1:A:75:THR:OG1	1:A:354:LEU:HB3	2.16	0.45
1:A:316:ALA:HB2	1:L:291:LEU:HD12	1.99	0.45
1:B:13:ASP:OD1	1:B:16:LYS:HG3	2.17	0.45
1:D:83:ILE:O	1:D:411:ASN:HB3	2.16	0.45
1:E:39:LYS:HG3	1:E:40:GLU:N	2.31	0.45
1:E:75:THR:OG1	1:E:354:LEU:HB3	2.16	0.45
1:F:366:GLU:HG3	1:G:362:ARG:HB3	1.98	0.45
1:H:84:PHE:HE2	1:H:119:ALA:HB3	1.81	0.45
1:H:366:GLU:O	1:H:369:MET:HG2	2.16	0.45

Continued on next page...

Continued from previous page...

Atom-1	Atom-2	Interatomic distance (Å)	Clash overlap (Å)
1:J:58:ARG:HG3	1:L:314:ARG:NH1	2.32	0.45
1:K:213:TRP:HB3	1:K:229:TRP:CE3	2.51	0.45
2:N:110:ALA:HA	2:N:113:VAL:HG22	1.98	0.45
2:U:129:ASN:ND2	2:U:274:TYR:OH	2.42	0.45
1:A:24:ILE:O	1:A:28:MET:HG2	2.16	0.45
1:A:39:LYS:HE2	2:M:264:ILE:HG13	1.96	0.45
1:A:440:GLU:OE1	1:B:453:LEU:HB2	2.16	0.45
1:B:175:ALA:HB2	1:C:155:TYR:CZ	2.52	0.45
1:C:133:ASP:OD1	1:C:133:ASP:N	2.48	0.45
1:F:424:LEU:O	1:F:428:ILE:HG12	2.15	0.45
1:G:301:VAL:HA	1:G:305:LEU:HB2	1.99	0.45
1:J:79:MET:HG2	1:J:378:LEU:HD21	1.98	0.45
1:L:442:ARG:HA	1:L:445:ILE:HG22	1.98	0.45
2:S:82:ASN:ND2	2:S:283:TYR:O	2.48	0.45
2:S:153:GLY:N	2:S:321:LYS:HE3	2.28	0.45
2:T:305:LYS:HG3	2:T:313:THR:HG21	1.96	0.45
1:D:223:GLN:HG3	1:D:224:LEU:H	1.80	0.45
1:E:83:ILE:HD12	1:E:123:LEU:HD11	1.99	0.45
1:E:281:GLU:OE2	1:G:314:ARG:NE	2.50	0.45
1:G:16:LYS:HB3	1:G:19:LYS:NZ	2.31	0.45
1:G:304:VAL:HG23	1:G:305:LEU:HD22	1.98	0.45
1:I:437:SER:OG	1:I:440:GLU:HG3	2.17	0.45
1:L:49:LYS:O	1:L:55:GLY:HA3	2.16	0.45
2:V:58:GLY:HA3	2:V:74:LYS:HE2	1.98	0.45
1:A:196:ILE:HG13	1:L:11:ARG:HG2	1.99	0.45
1:G:42:VAL:O	1:G:59:TYR:OH	2.28	0.45
1:G:442:ARG:HH11	1:G:458:MET:HE2	1.81	0.45
1:I:84:PHE:CE2	1:I:116:ARG:HA	2.52	0.45
1:I:362:ARG:HH12	1:J:361:GLN:HA	1.82	0.45
1:J:3:ASP:N	1:K:192:ASP:OD1	2.50	0.45
1:J:44:HIS:NE2	1:J:59:TYR:HB2	2.32	0.45
1:J:79:MET:HB3	1:J:123:LEU:HD13	1.98	0.45
2:N:161:ASN:OD1	2:N:164:GLN:NE2	2.47	0.45
2:V:180:HIS:CD2	2:V:219:ASP:HA	2.51	0.45
1:C:435:ALA:O	1:D:442:ARG:NH1	2.49	0.45
1:H:83:ILE:HG23	1:H:84:PHE:CD2	2.51	0.45
1:I:12:GLU:O	1:I:16:LYS:HG2	2.16	0.45
1:I:213:TRP:CE3	1:I:229:TRP:HB3	2.52	0.45
1:K:347:MET:O	1:K:354:LEU:HD21	2.17	0.45
1:K:348:VAL:HB	1:K:355:ILE:HD11	1.99	0.45
2:N:105:LYS:H	2:N:105:LYS:HE2	1.81	0.45

Continued on next page...

Continued from previous page...

Atom-1	Atom-2	Interatomic distance (Å)	Clash overlap (Å)
2:Q:15:LYS:HG2	2:V:51:ALA:O	2.16	0.45
1:A:170:ARG:HH21	1:B:190:ASP:N	2.14	0.45
1:H:84:PHE:CE2	1:H:116:ARG:HA	2.52	0.45
1:I:99:MET:SD	1:I:99:MET:N	2.90	0.45
1:J:427:VAL:HG12	1:J:441:MET:HG3	1.98	0.45
2:V:46:ASP:OD1	2:V:46:ASP:N	2.49	0.45
2:V:257:ASP:OD1	2:V:257:ASP:N	2.50	0.45
1:E:53:PRO:O	1:E:56:VAL:HG22	2.16	0.45
1:F:180:LEU:HD13	1:F:206:ARG:HE	1.82	0.45
1:G:22:ALA:O	1:G:26:MET:HG3	2.17	0.45
1:J:49:LYS:O	1:J:55:GLY:HA3	2.17	0.45
1:J:84:PHE:CE2	1:J:116:ARG:HA	2.52	0.45
1:K:197:TYR:HH	2:U:101:ARG:HH22	1.50	0.45
1:K:213:TRP:CE3	1:K:229:TRP:HB3	2.51	0.45
2:R:304:ASP:OD1	2:R:304:ASP:N	2.50	0.45
2:V:138:PHE:CZ	2:V:315:GLY:HA3	2.52	0.45
1:D:293:LEU:HD23	1:D:325:PRO:HB3	1.99	0.45
1:D:298:GLU:OE2	1:E:304:VAL:HG11	2.17	0.45
1:E:10:VAL:HG22	1:E:165:LEU:HB2	1.98	0.45
1:H:350:LEU:HD13	1:H:350:LEU:HA	1.77	0.45
1:I:14:ALA:O	1:I:18:HIS:ND1	2.50	0.45
1:J:262:MET:SD	1:J:265:LEU:HD12	2.57	0.45
1:K:86:ARG:HG3	1:K:447:LYS:HD3	1.98	0.45
2:R:32:THR:HB	2:R:35:ALA:HB3	1.98	0.45
2:R:229:GLU:H	2:R:229:GLU:CD	2.20	0.45
2:V:122:THR:HG22	2:V:272:TRP:CZ2	2.52	0.45
1:E:220:ASN:HA	2:S:31:ALA:HA	1.99	0.45
1:H:43:PRO:HG2	1:I:65:ARG:HH21	1.82	0.45
1:I:69:TYR:OH	1:I:355:ILE:HG21	2.17	0.45
1:K:442:ARG:HA	1:K:445:ILE:HG22	1.99	0.45
1:L:182:VAL:HG22	1:L:204:GLU:HA	1.99	0.45
2:O:160:PHE:CD2	2:O:209:ASP:HB2	2.52	0.45
2:P:129:ASN:ND2	2:P:274:TYR:OH	2.41	0.45
2:S:18:SER:HB2	2:S:117:GLN:HE21	1.82	0.45
2:S:232:ARG:HD3	2:S:321:LYS:HA	1.98	0.45
1:B:403:ASP:OD1	1:B:404:GLU:N	2.50	0.44
1:D:369:MET:HA	1:E:415:ASP:HB3	1.99	0.44
1:E:366:GLU:HG3	1:F:362:ARG:HB3	1.99	0.44
1:F:83:ILE:HG13	1:F:378:LEU:HD22	1.99	0.44
1:F:159:ILE:HG21	1:F:164:ILE:HG13	1.98	0.44
1:G:176:LYS:HG2	1:H:157:LYS:HZ2	1.82	0.44

Continued on next page...

Continued from previous page...

Atom-1	Atom-2	Interatomic distance (Å)	Clash overlap (Å)
1:H:44:HIS:CD2	1:H:50:ALA:HB2	2.52	0.44
1:H:343:LYS:HE3	1:I:67:VAL:HG21	1.99	0.44
1:I:175:ALA:HB2	1:J:155:TYR:CE2	2.52	0.44
1:J:21:TRP:CG	1:J:125:LEU:HD12	2.52	0.44
1:J:171:TRP:HA	1:J:175:ALA:O	2.17	0.44
2:N:14:TYR:CE2	2:N:15:LYS:HG3	2.52	0.44
2:N:126:MET:HE2	2:N:247:GLN:HG2	1.99	0.44
2:P:20:VAL:HG12	2:P:117:GLN:HG2	1.99	0.44
2:T:122:THR:HG22	2:T:272:TRP:CH2	2.52	0.44
2:U:284:ASP:OD2	2:U:287:THR:OG1	2.32	0.44
1:B:179:THR:HA	1:B:207:LEU:HB3	1.99	0.44
1:B:455:ASP:N	1:B:455:ASP:OD1	2.51	0.44
1:D:223:GLN:OE1	2:N:38:LEU:HB3	2.16	0.44
1:F:44:HIS:CD2	1:F:50:ALA:HB2	2.52	0.44
1:F:395:TRP:HD1	1:F:398:MET:HE3	1.81	0.44
1:G:223:GLN:HB3	1:G:225:TYR:CE1	2.53	0.44
1:H:165:LEU:H	1:H:165:LEU:HD23	1.82	0.44
1:I:49:LYS:O	1:I:55:GLY:HA3	2.18	0.44
1:J:125:LEU:HA	1:J:260:PRO:HB3	1.99	0.44
1:K:68:TRP:CE3	1:K:273:PHE:HB2	2.52	0.44
2:M:193:ALA:HA	2:R:196:GLU:OE2	2.17	0.44
2:N:145:HIS:CE1	2:N:162:ALA:HB1	2.52	0.44
2:O:50:ALA:HB3	2:O:81:ASP:HB3	1.99	0.44
2:U:79:LEU:HD13	2:U:306:ILE:O	2.16	0.44
1:B:8:LYS:HE2	1:C:198:LYS:H	1.81	0.44
1:C:445:ILE:HG23	1:C:450:ARG:HB3	1.99	0.44
1:I:181:LEU:HD11	1:I:247:ILE:HD11	2.00	0.44
1:I:400:LEU:CB	1:I:402:LEU:HD23	2.48	0.44
1:J:114:GLN:NE2	1:J:157:LYS:O	2.51	0.44
1:J:251:LYS:NZ	1:J:259:MET:H	2.14	0.44
2:O:161:ASN:O	2:O:165:ARG:HG2	2.17	0.44
2:P:269:GLN:HG2	2:T:264:ILE:HD11	1.98	0.44
2:S:43:ASN:HB2	2:S:275:ASN:OD1	2.17	0.44
2:S:129:ASN:ND2	2:S:274:TYR:OH	2.50	0.44
1:G:104:VAL:HG22	1:G:156:ILE:HB	1.99	0.44
1:I:100:LEU:HA	1:I:153:ARG:NH2	2.33	0.44
1:L:44:HIS:CG	1:L:50:ALA:HB2	2.53	0.44
2:Q:26:GLU:O	2:Q:27:LEU:HD23	2.18	0.44
2:R:125:ASP:OD1	2:R:126:MET:N	2.50	0.44
2:R:166:ILE:O	2:R:167:PHE:HB2	2.17	0.44
2:S:280:GLY:HA3	2:S:313:THR:HG22	1.98	0.44

Continued on next page...

Continued from previous page...

Atom-1	Atom-2	Interatomic distance (Å)	Clash overlap (Å)
2:V:28:PHE:CZ	2:V:127:LEU:HB3	2.52	0.44
1:F:13:ASP:O	1:F:16:LYS:HB2	2.17	0.44
1:G:188:ASP:OD1	1:G:188:ASP:N	2.49	0.44
1:G:218:ARG:NH1	1:G:219:GLU:O	2.50	0.44
1:H:394:ARG:O	1:H:398:MET:HG3	2.17	0.44
1:I:9:TYR:OH	2:U:39:ARG:HD3	2.17	0.44
2:O:113:VAL:HG21	2:T:53:TRP:CE3	2.53	0.44
2:O:236:LEU:HB3	2:O:317:VAL:HG23	1.98	0.44
2:Q:125:ASP:OD1	2:V:60:VAL:HG21	2.17	0.44
2:S:255:VAL:HG22	2:S:268:TYR:HD1	1.81	0.44
2:U:54:ALA:HB2	2:U:79:LEU:HG	1.99	0.44
1:A:455:ASP:OD1	1:A:456:GLU:N	2.51	0.44
1:B:213:TRP:CE3	1:B:229:TRP:HB3	2.52	0.44
1:J:80:LEU:HD13	1:J:80:LEU:HA	1.85	0.44
1:K:198:LYS:HA	1:K:198:LYS:HD3	1.57	0.44
1:K:391:LYS:HB2	1:K:391:LYS:HE2	1.82	0.44
1:L:69:TYR:CD2	1:L:71:ALA:HB2	2.52	0.44
2:M:43:ASN:HD22	2:M:43:ASN:H	1.65	0.44
2:S:51:ALA:HA	2:S:79:LEU:O	2.18	0.44
1:F:233:THR:OG1	1:F:237:GLY:HA2	2.18	0.44
1:G:97:PHE:O	1:G:101:ILE:HG12	2.18	0.44
1:H:220:ASN:HB3	1:H:225:TYR:CD2	2.53	0.44
1:I:445:ILE:HG23	1:I:450:ARG:HB2	2.00	0.44
2:N:272:TRP:HZ2	2:S:60:VAL:HG12	1.82	0.44
2:S:54:ALA:HB2	2:S:79:LEU:HG	2.00	0.44
1:A:379:SER:O	1:A:383:LYS:HG2	2.17	0.44
1:E:21:TRP:CD1	1:E:125:LEU:HD12	2.53	0.44
1:E:218:ARG:HB2	1:E:225:TYR:HB2	2.00	0.44
1:G:204:GLU:HB3	1:G:215:ARG:HG2	1.99	0.44
1:J:21:TRP:CD1	1:J:125:LEU:HD12	2.53	0.44
2:N:32:THR:HG22	2:N:32:THR:O	2.17	0.44
2:O:310:ILE:HD12	2:O:310:ILE:H	1.83	0.44
2:S:166:ILE:O	2:S:167:PHE:HB2	2.18	0.44
1:A:172:VAL:HG12	1:A:173:ASN:OD1	2.18	0.44
1:C:9:TYR:HE2	1:D:196:ILE:HG12	1.82	0.44
1:C:131:PHE:CE2	1:C:133:ASP:HB3	2.52	0.44
1:I:383:LYS:HD3	1:J:116:ARG:HH12	1.83	0.44
1:J:5:ASN:OD1	1:K:193:GLY:HA2	2.18	0.44
1:A:397:ALA:O	1:A:401:GLY:N	2.51	0.43
1:E:259:MET:HB3	1:E:263:ARG:CZ	2.48	0.43
1:G:176:LYS:HE3	1:H:157:LYS:HZ2	1.84	0.43

Continued on next page...

Continued from previous page...

Atom-1	Atom-2	Interatomic distance (Å)	Clash overlap (Å)
1:K:83:ILE:HD12	1:K:123:LEU:HD11	1.99	0.43
2:O:147:ILE:HD11	2:O:320:THR:HG22	2.00	0.43
2:R:24:GLN:HE21	2:R:26:GLU:HB2	1.83	0.43
2:U:27:LEU:HA	2:U:31:ALA:HB3	2.00	0.43
2:U:261:LYS:HA	2:U:261:LYS:HD2	1.85	0.43
2:V:54:ALA:HB2	2:V:79:LEU:HG	1.99	0.43
1:A:21:TRP:CG	1:A:125:LEU:HD12	2.53	0.43
1:B:133:ASP:N	1:B:133:ASP:OD1	2.51	0.43
1:B:335:MET:HE3	1:C:283:CYS:HA	1.99	0.43
1:C:171:TRP:CD1	1:C:176:LYS:HA	2.53	0.43
1:D:295:GLY:HA2	1:E:321:VAL:HA	1.99	0.43
1:D:446:LYS:NZ	1:D:453:LEU:O	2.43	0.43
1:E:41:PHE:HB3	1:E:270:ILE:HG23	2.00	0.43
1:I:189:ALA:HB2	1:I:199:GLU:N	2.34	0.43
1:J:130:LEU:HG	1:J:248:PHE:HE2	1.84	0.43
1:J:455:ASP:O	1:J:459:ARG:HG3	2.18	0.43
1:L:21:TRP:CD1	1:L:125:LEU:HD12	2.53	0.43
2:R:145:HIS:O	2:R:318:LEU:HD12	2.19	0.43
1:C:362:ARG:NH1	1:C:366:GLU:OE1	2.51	0.43
1:E:29:GLU:HG2	1:E:33:ALA:HB2	2.00	0.43
1:E:71:ALA:HB1	1:E:354:LEU:HD13	2.00	0.43
1:E:125:LEU:HA	1:E:260:PRO:HB3	2.00	0.43
1:G:80:LEU:HD11	1:G:120:GLU:HB2	2.00	0.43
1:G:99:MET:SD	1:G:100:LEU:HD22	2.59	0.43
1:J:205:LEU:HD22	1:J:212:TYR:OH	2.19	0.43
2:M:170:ARG:HG3	2:M:311:LYS:HB3	2.00	0.43
2:O:156:THR:HG23	2:O:157:GLN:N	2.33	0.43
2:P:76:LEU:HD23	2:P:76:LEU:H	1.82	0.43
1:A:294:SER:OG	1:A:324:LYS:O	2.26	0.43
1:A:421:PRO:HB3	1:L:426:ALA:HB2	2.01	0.43
1:C:103:ASP:OD1	1:C:103:ASP:N	2.51	0.43
1:J:195:GLN:CD	2:U:29:ASN:HD21	2.22	0.43
2:R:224:VAL:HG13	2:R:225:SER:N	2.33	0.43
2:S:20:VAL:HG23	2:S:21:LEU:N	2.34	0.43
2:S:28:PHE:CE2	2:S:38:LEU:HD13	2.53	0.43
1:A:171:TRP:HE1	1:A:176:LYS:CG	2.29	0.43
1:A:279:TYR:OH	1:L:338:GLU:OE2	2.34	0.43
1:D:53:PRO:HG3	2:N:262:GLN:C	2.39	0.43
1:F:207:LEU:HB2	1:F:243:ILE:HG13	2.00	0.43
1:G:393:LEU:HB3	1:G:406:ILE:HD12	2.01	0.43
1:H:442:ARG:HD3	1:H:458:MET:CE	2.49	0.43

Continued on next page...

Continued from previous page...

Atom-1	Atom-2	Interatomic distance (Å)	Clash overlap (Å)
1:K:123:LEU:HD23	1:K:381:VAL:HG21	1.99	0.43
1:K:180:LEU:HD13	1:K:206:ARG:HE	1.83	0.43
1:L:85:ALA:HB3	1:L:416:ILE:HG13	1.99	0.43
2:O:208:ALA:HA	2:O:214:PRO:HA	2.01	0.43
2:P:189:ASP:OD1	2:U:158:ARG:NH1	2.51	0.43
2:Q:201:PHE:HZ	2:V:209:ASP:HA	1.84	0.43
2:T:130:GLY:HA2	2:T:276:LEU:HD11	1.99	0.43
1:B:134:TYR:HB2	1:B:399:PHE:CE1	2.54	0.43
1:B:386:SER:HB3	1:B:409:GLU:HA	2.00	0.43
1:E:291:LEU:HD12	1:F:316:ALA:HB2	1.99	0.43
1:F:253:ASN:ND2	1:G:113:GLN:HE22	2.17	0.43
1:H:25:ARG:O	1:H:29:GLU:HG2	2.18	0.43
1:J:405:LYS:H	1:J:405:LYS:HG2	1.69	0.43
1:K:101:ILE:HD13	1:K:111:ILE:HG21	1.99	0.43
1:K:260:PRO:HA	1:K:261:PRO:HD3	1.92	0.43
1:L:391:LYS:HE3	1:L:391:LYS:HB3	1.75	0.43
2:P:251:PHE:HD1	2:P:272:TRP:HB3	1.84	0.43
2:R:237:GLY:O	2:R:315:GLY:HA2	2.18	0.43
2:S:27:LEU:HD21	2:S:218:THR:HB	2.01	0.43
2:T:246:GLU:HB2	2:T:275:ASN:HB2	1.99	0.43
1:A:283:CYS:HA	1:L:335:MET:SD	2.58	0.43
1:C:426:ALA:HB2	1:D:421:PRO:HB3	2.01	0.43
1:D:18:HIS:CD2	2:N:11:ASP:HB3	2.54	0.43
1:E:127:ARG:NH2	1:E:255:PRO:O	2.49	0.43
1:G:153:ARG:HE	1:G:155:TYR:HE1	1.67	0.43
1:H:193:GLY:HA3	1:H:195:GLN:NE2	2.33	0.43
1:I:342:GLN:O	1:I:346:GLN:HG3	2.19	0.43
1:I:442:ARG:HD2	1:I:442:ARG:HA	1.68	0.43
1:K:368:SER:HB3	1:L:417:ASN:ND2	2.32	0.43
1:L:213:TRP:CE3	1:L:229:TRP:HB3	2.53	0.43
2:N:125:ASP:HB2	2:S:60:VAL:HG21	2.01	0.43
1:B:118:SER:HB3	1:B:248:PHE:CZ	2.54	0.43
1:C:24:ILE:HD13	1:C:266:VAL:HG21	2.00	0.43
1:C:104:VAL:HG22	1:C:156:ILE:HB	2.01	0.43
1:C:169:GLU:H	1:D:188:ASP:HB2	1.84	0.43
1:D:168:ARG:NH1	1:E:191:ASP:O	2.40	0.43
1:D:168:ARG:NH2	1:E:191:ASP:OD1	2.48	0.43
1:E:44:HIS:CG	1:E:50:ALA:HB2	2.54	0.43
1:E:176:LYS:HD3	1:E:176:LYS:HA	1.85	0.43
1:F:168:ARG:HD2	1:F:180:LEU:HD23	2.01	0.43
1:G:131:PHE:CE2	1:G:133:ASP:HB3	2.53	0.43

Continued on next page...

Continued from previous page...

Atom-1	Atom-2	Interatomic distance (Å)	Clash overlap (Å)
1:I:455:ASP:O	1:I:459:ARG:HG2	2.19	0.43
2:O:201:PHE:CE2	2:T:206:VAL:HG21	2.53	0.43
2:Q:47:LEU:HD23	2:Q:47:LEU:HA	1.89	0.43
2:S:130:GLY:HA2	2:S:276:LEU:HD11	2.00	0.43
2:U:171:SER:O	2:U:213:ARG:NH2	2.52	0.43
2:U:251:PHE:HE1	2:U:253:SER:HB3	1.83	0.43
2:V:154:LEU:HD23	2:V:154:LEU:HA	1.86	0.43
1:B:25:ARG:HA	1:B:25:ARG:HD3	1.73	0.43
1:B:44:HIS:ND1	1:B:46:ASP:O	2.51	0.43
1:B:413:ASP:OD1	1:C:86:ARG:NH2	2.34	0.43
1:C:181:LEU:HD21	1:C:245:PHE:CD1	2.54	0.43
1:F:296:LEU:HD23	1:G:318:PRO:HB3	2.00	0.43
1:G:25:ARG:NH2	1:G:162:GLU:OE2	2.46	0.43
1:G:168:ARG:NH2	1:H:196:ILE:HD13	2.33	0.43
1:G:171:TRP:HZ2	1:H:201:VAL:HG11	1.84	0.43
1:H:60:LYS:O	1:H:64:GLU:HG2	2.19	0.43
1:H:300:TRP:CE2	1:H:320:PRO:HD3	2.53	0.43
1:I:197:TYR:CE1	2:P:108:GLN:HB3	2.54	0.43
1:J:44:HIS:CD2	1:J:59:TYR:HB2	2.54	0.43
1:J:118:SER:HB2	1:J:248:PHE:CZ	2.54	0.43
1:K:53:PRO:O	1:K:56:VAL:HG12	2.18	0.43
1:L:442:ARG:O	1:L:445:ILE:HG22	2.18	0.43
2:M:281:TYR:HE1	2:M:305:LYS:HG3	1.83	0.43
2:O:154:LEU:HD22	2:O:186:ASP:HB3	2.01	0.43
2:Q:235:THR:HG23	2:Q:318:LEU:HB3	2.00	0.43
2:R:82:ASN:HB3	2:R:283:TYR:H	1.84	0.43
2:S:304:ASP:OD1	2:S:304:ASP:N	2.50	0.43
2:T:34:GLY:O	2:T:241:GLY:N	2.40	0.43
2:T:158:ARG:H	2:T:158:ARG:HG2	1.57	0.43
2:U:261:LYS:HG3	2:U:262:GLN:H	1.84	0.43
2:U:304:ASP:OD1	2:U:304:ASP:N	2.52	0.43
1:C:202:TRP:HB2	1:C:217:TRP:HB2	2.00	0.43
1:D:369:MET:SD	1:D:369:MET:N	2.92	0.43
1:E:409:GLU:N	1:E:409:GLU:OE1	2.52	0.43
1:G:37:ASN:HD22	2:O:12:TRP:HZ2	1.65	0.43
1:H:224:LEU:HD11	2:T:109:GLU:CD	2.39	0.43
1:I:422:GLU:HG3	1:J:421:PRO:HG2	2.00	0.43
1:J:204:GLU:OE2	1:J:206:ARG:NH2	2.52	0.43
1:J:344:GLU:HA	1:J:347:MET:HE2	2.01	0.43
1:K:186:GLU:CG	1:K:198:LYS:HD2	2.49	0.43
2:N:52:PHE:HE2	2:N:81:ASP:HB2	1.84	0.43

Continued on next page...

Continued from previous page...

Atom-1	Atom-2	Interatomic distance (Å)	Clash overlap (Å)
2:Q:197:GLN:HG2	2:V:197:GLN:HB2	1.99	0.43
2:T:196:GLU:O	2:T:198:LEU:N	2.50	0.43
1:B:15:LYS:HA	1:B:18:HIS:ND1	2.34	0.42
1:B:104:VAL:HG22	1:B:156:ILE:HB	2.01	0.42
1:C:44:HIS:CD2	1:C:50:ALA:HB2	2.53	0.42
1:F:304:VAL:HG23	1:F:305:LEU:HD22	2.01	0.42
1:G:127:ARG:NH1	1:G:257:ILE:HA	2.33	0.42
1:H:368:SER:HB3	1:I:417:ASN:HD22	1.84	0.42
1:L:200:GLU:OE2	2:V:29:ASN:ND2	2.52	0.42
2:M:22:ASP:HA	2:R:170:ARG:HH22	1.84	0.42
2:N:16:THR:HG21	2:N:109:GLU:OE1	2.19	0.42
2:P:44:THR:HG21	2:T:12:TRP:CH2	2.53	0.42
2:P:146:ASP:HA	2:P:319:VAL:HB	2.01	0.42
2:V:52:PHE:CE1	2:V:306:ILE:HD12	2.54	0.42
2:V:173:ASP:OD1	2:V:173:ASP:N	2.51	0.42
1:D:459:ARG:O	1:D:463:GLU:HG2	2.19	0.42
1:E:337:LYS:HA	1:E:340:MET:HE3	2.01	0.42
1:F:6:ASN:HA	2:O:249:GLN:HE22	1.83	0.42
1:F:8:LYS:HE3	1:F:202:TRP:CZ2	2.54	0.42
1:F:184:ARG:HG3	1:F:202:TRP:NE1	2.33	0.42
1:G:184:ARG:HD3	1:G:200:GLU:OE1	2.20	0.42
1:G:465:ASP:OD1	1:G:465:ASP:N	2.52	0.42
1:H:130:LEU:HG	1:H:248:PHE:HE2	1.84	0.42
1:H:164:ILE:HD13	1:H:247:ILE:HD12	2.01	0.42
1:H:440:GLU:OE2	1:I:453:LEU:N	2.36	0.42
2:N:24:GLN:HG3	2:S:169:ASP:OD2	2.19	0.42
2:V:184:LEU:HD22	2:V:217:ILE:HG13	2.01	0.42
1:A:122:ALA:O	1:A:126:GLY:HA2	2.19	0.42
1:B:17:MET:HE1	1:B:20:LEU:HD23	2.01	0.42
1:B:213:TRP:HB3	1:B:229:TRP:CE3	2.55	0.42
1:D:168:ARG:NH2	1:E:193:GLY:O	2.51	0.42
1:D:240:PHE:CE2	1:D:399:PHE:HE1	2.37	0.42
1:E:264:ASP:O	1:E:268:LEU:HD23	2.19	0.42
1:E:339:ALA:O	1:E:342:GLN:HG2	2.19	0.42
1:E:443:TRP:O	1:E:447:LYS:HG2	2.18	0.42
1:G:296:LEU:HD23	1:H:318:PRO:HB3	2.00	0.42
1:I:13:ASP:OD1	1:I:14:ALA:N	2.52	0.42
1:K:262:MET:O	1:K:262:MET:HG3	2.19	0.42
1:L:47:ASN:OD1	1:L:48:THR:N	2.53	0.42
1:L:252:ASN:N	1:L:252:ASN:OD1	2.51	0.42
2:M:112:ALA:O	2:M:116:GLN:HG3	2.20	0.42

Continued on next page...

Continued from previous page...

Atom-1	Atom-2	Interatomic distance (Å)	Clash overlap (Å)
2:M:145:HIS:CE1	2:M:147:ILE:HD11	2.53	0.42
2:Q:103:ILE:HB	2:Q:107:PRO:HG3	2.01	0.42
2:Q:250:ASP:HB2	2:U:101:ARG:HD2	2.01	0.42
2:T:28:PHE:CZ	2:T:38:LEU:HD13	2.55	0.42
2:U:96:PRO:HA	2:U:97:PRO:HD3	1.95	0.42
2:U:146:ASP:HA	2:U:319:VAL:HB	2.01	0.42
1:A:291:LEU:HD11	1:L:292:PHE:CZ	2.54	0.42
1:D:97:PHE:O	1:D:101:ILE:HG12	2.19	0.42
1:E:466:ASP:OD1	1:E:466:ASP:N	2.52	0.42
1:K:208:VAL:O	1:K:211:THR:OG1	2.32	0.42
2:M:203:THR:O	2:M:206:VAL:HG13	2.18	0.42
2:P:86:VAL:HG21	2:P:276:LEU:HD12	2.01	0.42
2:V:305:LYS:HG3	2:V:313:THR:HG21	2.00	0.42
1:A:131:PHE:O	1:A:157:LYS:N	2.44	0.42
1:A:252:ASN:ND2	1:B:117:ASP:OD2	2.53	0.42
1:A:380:ARG:NH1	1:B:77:ASP:OD1	2.52	0.42
1:B:290:THR:OG1	1:C:311:ILE:O	2.32	0.42
1:D:208:VAL:HG22	1:D:213:TRP:CD1	2.55	0.42
1:D:335:MET:HA	1:D:338:GLU:HG3	2.01	0.42
1:E:45:PRO:HA	1:F:284:PHE:HZ	1.85	0.42
1:E:342:GLN:O	1:E:346:GLN:HG3	2.18	0.42
1:F:251:LYS:C	1:F:384:ASN:HD21	2.22	0.42
1:F:362:ARG:HH21	1:G:358:ASP:HA	1.85	0.42
1:G:176:LYS:HG2	1:H:157:LYS:NZ	2.34	0.42
1:G:177:ARG:HD3	1:G:177:ARG:HA	1.86	0.42
1:H:82:GLN:HE21	1:H:414:PHE:HB3	1.84	0.42
1:H:110:SER:OG	1:H:113:GLN:HG3	2.18	0.42
1:I:65:ARG:HG3	1:I:280:GLU:HB3	2.00	0.42
1:I:302:LYS:HD2	1:I:302:LYS:HA	1.80	0.42
2:N:15:LYS:HE3	2:N:15:LYS:HB2	1.89	0.42
2:R:32:THR:C	2:R:34:GLY:N	2.71	0.42
2:T:264:ILE:HD12	2:T:264:ILE:H	1.85	0.42
1:A:79:MET:SD	1:A:123:LEU:HD21	2.60	0.42
1:A:444:GLN:NE2	1:B:450:ARG:HD3	2.34	0.42
1:B:19:LYS:HE2	1:B:19:LYS:HB3	1.79	0.42
1:B:182:VAL:HG22	1:B:204:GLU:HG2	2.00	0.42
1:B:184:ARG:HH21	2:M:9:PHE:HD1	1.68	0.42
1:E:168:ARG:HD3	1:F:190:ASP:HA	2.02	0.42
1:E:222:GLY:HA2	2:S:27:LEU:CB	2.49	0.42
1:E:260:PRO:HA	1:E:261:PRO:HD3	1.86	0.42
1:E:335:MET:HE1	1:F:283:CYS:HA	2.01	0.42

Continued on next page...

Continued from previous page...

Atom-1	Atom-2	Interatomic distance (Å)	Clash overlap (Å)
1:F:97:PHE:O	1:F:101:ILE:HG12	2.19	0.42
1:G:208:VAL:O	1:G:211:THR:N	2.52	0.42
1:H:166:ASN:HB3	1:H:182:VAL:HG12	2.01	0.42
1:I:134:TYR:OH	1:I:152:ALA:HB1	2.20	0.42
2:Q:12:TRP:CE3	2:Q:108:GLN:HG2	2.54	0.42
2:S:43:ASN:H	2:S:248:ASN:ND2	2.17	0.42
2:U:20:VAL:HG23	2:U:21:LEU:N	2.35	0.42
2:U:114:ILE:O	2:U:118:LEU:HB2	2.19	0.42
1:A:461:GLU:OE1	1:L:437:SER:OG	2.35	0.42
1:D:95:ASP:OD1	1:D:96:LYS:N	2.52	0.42
1:D:167:TRP:HZ2	1:D:257:ILE:HD11	1.85	0.42
1:D:292:PHE:CE2	1:D:328:LEU:HD22	2.54	0.42
1:F:171:TRP:CZ3	1:G:157:LYS:HE3	2.54	0.42
2:M:101:ARG:HA	2:M:104:GLN:O	2.20	0.42
2:N:217:ILE:HD13	2:N:217:ILE:HA	1.88	0.42
2:O:47:LEU:HD22	2:O:82:ASN:OD1	2.20	0.42
2:O:155:MET:SD	2:O:155:MET:N	2.93	0.42
2:P:28:PHE:CG	2:P:38:LEU:HD22	2.55	0.42
2:P:175:GLN:HA	2:P:213:ARG:HG2	2.02	0.42
2:U:196:GLU:OE2	2:U:196:GLU:N	2.51	0.42
1:C:154:PRO:HD3	1:C:400:LEU:HD21	2.02	0.42
1:E:442:ARG:O	1:E:445:ILE:HG22	2.20	0.42
1:H:168:ARG:HB2	1:H:180:LEU:HB3	2.02	0.42
1:H:212:TYR:HB3	1:H:240:PHE:HB2	2.00	0.42
1:I:38:ALA:O	1:I:59:TYR:OH	2.37	0.42
1:I:131:PHE:HB3	1:I:157:LYS:HB2	2.01	0.42
1:L:20:LEU:O	1:L:24:ILE:HG12	2.19	0.42
2:N:145:HIS:ND1	2:N:166:ILE:HD11	2.35	0.42
1:A:11:ARG:HD3	1:A:167:TRP:CZ2	2.54	0.42
1:A:243:ILE:HA	1:A:244:PRO:HD3	1.92	0.42
1:B:48:THR:O	1:B:51:THR:OG1	2.37	0.42
1:B:53:PRO:O	1:B:56:VAL:HG22	2.20	0.42
1:B:265:LEU:HD11	1:B:352:ALA:HB2	2.02	0.42
1:B:271:ALA:O	1:B:274:ARG:HG2	2.19	0.42
1:C:125:LEU:HD11	1:C:161:ALA:HB3	2.01	0.42
1:D:49:LYS:O	1:D:55:GLY:HA3	2.20	0.42
1:D:444:GLN:HE22	1:E:450:ARG:HA	1.85	0.42
1:I:93:PRO:HB2	1:I:96:LYS:HB2	2.02	0.42
1:L:53:PRO:O	1:L:56:VAL:HG12	2.20	0.42
2:M:207:ARG:HA	2:M:207:ARG:HD3	1.89	0.42
2:N:21:LEU:HD11	2:N:124:GLN:OE1	2.20	0.42

Continued on next page...

Continued from previous page...

Atom-1	Atom-2	Interatomic distance (Å)	Clash overlap (Å)
2:P:251:PHE:HA	2:P:271:GLU:O	2.19	0.42
2:Q:99:MET:SD	2:Q:108:GLN:HB3	2.59	0.42
2:T:164:GLN:O	2:T:164:GLN:HG2	2.20	0.42
2:V:174:ILE:O	2:V:213:ARG:HD3	2.20	0.42
1:B:362:ARG:NH1	1:C:361:GLN:HA	2.34	0.42
1:B:445:ILE:HG12	1:B:450:ARG:HB2	2.00	0.42
1:E:130:LEU:HG	1:E:248:PHE:HE2	1.84	0.42
1:E:419:MET:HG3	1:E:423:GLU:HB2	2.02	0.42
1:G:168:ARG:CZ	1:H:196:ILE:HD13	2.50	0.42
1:G:298:GLU:OE1	1:G:298:GLU:N	2.52	0.42
1:H:233:THR:HG22	1:H:237:GLY:HA2	2.00	0.42
1:I:96:LYS:HE3	1:I:402:LEU:HD11	2.01	0.42
1:I:197:TYR:OH	2:P:111:GLY:N	2.53	0.42
2:N:147:ILE:HB	2:N:320:THR:HG22	2.02	0.42
2:O:47:LEU:HD23	2:O:47:LEU:HA	1.91	0.42
2:Q:162:ALA:O	2:Q:166:ILE:HG12	2.20	0.42
2:U:53:TRP:HA	2:U:78:GLN:HA	2.01	0.42
2:U:252:ASP:O	2:U:270:ALA:HA	2.20	0.42
1:C:260:PRO:HA	1:C:261:PRO:HD3	1.92	0.41
1:C:264:ASP:HA	1:C:267:GLU:HG2	2.02	0.41
1:F:60:LYS:HE2	1:F:60:LYS:HB2	1.88	0.41
1:H:249:GLY:HA3	1:H:258:ASP:OD2	2.20	0.41
1:H:362:ARG:NH2	1:I:357:SER:O	2.51	0.41
1:J:349:ALA:C	1:J:351:GLY:N	2.73	0.41
1:K:20:LEU:HD23	1:K:20:LEU:HA	1.85	0.41
2:P:248:ASN:O	2:P:249:GLN:HG2	2.20	0.41
2:S:236:LEU:HA	2:S:317:VAL:HA	2.02	0.41
1:B:176:LYS:HE2	1:C:157:LYS:HE2	2.02	0.41
1:B:381:VAL:O	1:B:385:VAL:HG23	2.20	0.41
1:C:127:ARG:HB3	1:C:161:ALA:HB1	2.02	0.41
1:D:268:LEU:HB3	1:D:347:MET:HG3	2.02	0.41
1:E:34:ILE:O	1:E:38:ALA:N	2.53	0.41
1:E:250:SER:O	1:E:380:ARG:HG2	2.20	0.41
1:E:296:LEU:HD23	1:F:318:PRO:HB3	2.02	0.41
1:J:130:LEU:HG	1:J:248:PHE:CE2	2.54	0.41
1:K:186:GLU:HG2	1:K:198:LYS:HD2	2.01	0.41
1:K:428:ILE:O	1:K:432:GLN:N	2.46	0.41
2:Q:200:VAL:O	2:Q:204:VAL:HG13	2.20	0.41
2:R:309:SER:OG	2:R:312:ASP:OD2	2.38	0.41
2:T:93:ILE:HD13	2:T:114:ILE:HD12	2.02	0.41
2:T:96:PRO:HA	2:T:97:PRO:HD3	1.95	0.41

Continued on next page...

Continued from previous page...

Atom-1	Atom-2	Interatomic distance (Å)	Clash overlap (Å)
2:U:293:ASN:HB2	2:U:294:PRO:HD2	2.03	0.41
1:C:241:ASP:OD1	1:C:241:ASP:N	2.52	0.41
1:D:176:LYS:HB3	1:E:107:SER:HB3	2.03	0.41
1:D:343:LYS:HZ2	1:E:67:VAL:HG21	1.85	0.41
1:E:104:VAL:HG22	1:E:156:ILE:HB	2.02	0.41
1:H:32:ARG:HD3	1:H:32:ARG:HA	1.87	0.41
1:H:405:LYS:H	1:H:405:LYS:HG2	1.64	0.41
1:I:335:MET:HE2	1:J:279:TYR:CE1	2.55	0.41
1:L:180:LEU:HD13	1:L:206:ARG:NE	2.35	0.41
2:M:106:ASN:CG	2:R:78:GLN:HE22	2.24	0.41
2:M:155:MET:HG3	2:M:156:THR:N	2.34	0.41
2:Q:171:SER:O	2:Q:213:ARG:NH2	2.54	0.41
2:R:135:LYS:HB3	2:R:135:LYS:HE2	1.67	0.41
2:S:295:THR:O	2:S:299:THR:HG23	2.20	0.41
1:B:259:MET:CE	1:C:29:GLU:HA	2.50	0.41
1:F:344:GLU:O	1:F:348:VAL:HG23	2.21	0.41
1:H:132:VAL:HG22	1:H:156:ILE:HG12	2.01	0.41
1:K:350:LEU:O	1:K:350:LEU:HD23	2.21	0.41
1:L:342:GLN:O	1:L:346:GLN:HG3	2.20	0.41
2:N:9:PHE:HZ	2:N:111:GLY:HA3	1.85	0.41
2:N:128:ASN:HD21	2:N:221:PRO:HD2	1.84	0.41
2:Q:32:THR:O	2:Q:176:VAL:HG21	2.21	0.41
2:S:59:LEU:HD23	2:S:59:LEU:HA	1.88	0.41
1:B:43:PRO:HG2	1:C:65:ARG:HH12	1.85	0.41
1:E:234:LYS:HD3	1:E:398:MET:HB3	2.03	0.41
1:H:368:SER:HB3	1:I:417:ASN:ND2	2.35	0.41
1:K:68:TRP:CH2	1:K:269:ASN:HB3	2.56	0.41
2:N:97:PRO:HD2	2:N:99:MET:HG2	2.02	0.41
2:O:12:TRP:HB3	2:O:104:GLN:HA	2.02	0.41
2:Q:96:PRO:HA	2:Q:97:PRO:HD3	1.95	0.41
2:Q:177:TRP:NE1	2:Q:209:ASP:OD2	2.54	0.41
2:S:28:PHE:HE2	2:S:38:LEU:HB2	1.85	0.41
2:T:102:TRP:CZ3	2:U:65:PRO:HG3	2.54	0.41
1:A:21:TRP:O	1:A:25:ARG:HG2	2.21	0.41
1:A:134:TYR:CE2	1:A:152:ALA:HB1	2.55	0.41
1:A:461:GLU:HA	1:A:464:GLN:HG2	2.01	0.41
1:B:202:TRP:HB2	1:B:217:TRP:HB2	2.01	0.41
1:D:221:ASP:HB2	2:N:38:LEU:HG	2.03	0.41
1:D:354:LEU:HD12	1:D:355:ILE:N	2.36	0.41
1:F:253:ASN:HD22	1:G:113:GLN:HE22	1.69	0.41
1:H:171:TRP:CZ2	1:H:176:LYS:HE3	2.55	0.41

Continued on next page...

Continued from previous page...

Atom-1	Atom-2	Interatomic distance (Å)	Clash overlap (Å)
1:I:240:PHE:CE2	1:I:399:PHE:HE1	2.37	0.41
1:K:68:TRP:HE3	1:K:273:PHE:HB2	1.85	0.41
1:K:383:LYS:HB2	1:K:383:LYS:HE2	1.82	0.41
1:L:170:ARG:NH2	1:L:172:VAL:HG12	2.36	0.41
1:L:220:ASN:HB3	1:L:225:TYR:CE2	2.54	0.41
2:M:156:THR:OG1	2:M:190:ASN:HB3	2.21	0.41
2:N:14:TYR:CE1	2:N:15:LYS:HE2	2.55	0.41
2:P:87:ALA:HB2	2:T:102:TRP:HZ3	1.84	0.41
2:T:118:LEU:O	2:T:122:THR:HG23	2.20	0.41
2:T:180:HIS:CE1	2:T:219:ASP:HA	2.56	0.41
1:A:95:ASP:OD1	1:A:95:ASP:N	2.53	0.41
1:B:134:TYR:HB2	1:B:399:PHE:CD1	2.56	0.41
1:C:112:HIS:ND1	1:C:408:TYR:OH	2.54	0.41
1:D:10:VAL:HG22	1:D:165:LEU:HD12	2.03	0.41
1:F:176:LYS:HA	1:F:176:LYS:HD2	1.87	0.41
1:H:131:PHE:HB2	1:H:245:PHE:CE2	2.55	0.41
1:I:96:LYS:HE3	1:I:402:LEU:CD1	2.51	0.41
1:K:19:LYS:HD2	1:K:23:HIS:HE2	1.86	0.41
1:K:160:ALA:O	1:K:164:ILE:HD12	2.21	0.41
1:L:97:PHE:O	1:L:101:ILE:HG12	2.21	0.41
2:N:99:MET:HG3	2:N:100:LEU:HD12	2.02	0.41
2:O:14:TYR:CG	2:O:14:TYR:O	2.74	0.41
2:R:154:LEU:HD23	2:R:154:LEU:HA	1.93	0.41
2:S:198:LEU:HD23	2:S:198:LEU:HA	1.89	0.41
2:T:166:ILE:O	2:T:167:PHE:HB2	2.20	0.41
1:A:187:SER:HB2	1:L:171:TRP:CD1	2.55	0.41
1:A:362:ARG:NH2	1:B:358:ASP:HA	2.36	0.41
1:C:170:ARG:HD3	1:C:171:TRP:N	2.34	0.41
1:D:465:ASP:OD1	1:D:465:ASP:N	2.54	0.41
1:E:95:ASP:OD1	1:E:96:LYS:N	2.53	0.41
1:E:234:LYS:HD3	1:E:398:MET:HE3	2.03	0.41
1:E:314:ARG:HD2	1:E:314:ARG:HA	1.80	0.41
1:E:418:LYS:NZ	1:E:450:ARG:HG2	2.36	0.41
1:H:24:ILE:HG12	1:H:266:VAL:HG21	2.03	0.41
1:H:349:ALA:C	1:H:351:GLY:H	2.24	0.41
1:K:13:ASP:HB3	1:K:257:ILE:HD13	2.03	0.41
2:N:168:GLY:O	2:N:171:SER:OG	2.20	0.41
2:O:85:LYS:HE2	2:O:248:ASN:HD21	1.85	0.41
2:V:235:THR:HG23	2:V:318:LEU:HB3	2.03	0.41
1:A:65:ARG:O	1:A:280:GLU:HG2	2.21	0.41
1:A:201:VAL:HG23	1:A:217:TRP:O	2.20	0.41

Continued on next page...

Continued from previous page...

Atom-1	Atom-2	Interatomic distance (Å)	Clash overlap (Å)
1:B:243:ILE:HD12	1:B:243:ILE:H	1.85	0.41
1:B:252:ASN:N	1:B:252:ASN:OD1	2.54	0.41
1:B:337:LYS:HE3	1:B:341:ASP:OD2	2.21	0.41
1:B:360:THR:HB	1:C:358:ASP:HB3	2.03	0.41
1:C:183:PHE:HE2	1:C:205:LEU:HD11	1.86	0.41
1:C:436:ILE:HD11	1:D:445:ILE:CD1	2.50	0.41
1:D:80:LEU:HD22	1:D:120:GLU:HG3	2.03	0.41
1:D:301:VAL:O	1:D:306:GLY:N	2.40	0.41
1:E:213:TRP:CE3	1:E:229:TRP:HB3	2.56	0.41
1:E:251:LYS:HB2	1:E:258:ASP:CG	2.41	0.41
1:F:16:LYS:HE3	2:O:109:GLU:OE2	2.21	0.41
1:F:99:MET:SD	1:F:99:MET:N	2.94	0.41
1:F:168:ARG:HD3	1:G:190:ASP:HA	2.03	0.41
1:F:175:ALA:HB2	1:G:155:TYR:CE2	2.56	0.41
1:F:300:TRP:O	1:F:304:VAL:HG22	2.20	0.41
1:G:59:TYR:HE2	2:O:101:ARG:HH12	1.69	0.41
1:G:166:ASN:ND2	1:H:194:TYR:HB3	2.36	0.41
1:G:403:ASP:OD1	1:G:404:GLU:N	2.54	0.41
1:H:86:ARG:HG3	1:H:447:LYS:HD3	2.03	0.41
1:H:304:VAL:HG23	1:H:305:LEU:N	2.36	0.41
1:K:15:LYS:HA	1:K:18:HIS:ND1	2.36	0.41
1:L:26:MET:O	1:L:29:GLU:HG3	2.21	0.41
1:L:127:ARG:NH2	1:L:255:PRO:O	2.48	0.41
1:L:166:ASN:O	1:L:181:LEU:HA	2.20	0.41
1:L:260:PRO:HA	1:L:261:PRO:HD3	1.92	0.41
2:N:211:PHE:HB2	2:N:213:ARG:HE	1.86	0.41
2:N:254:THR:HG22	2:N:269:GLN:HB2	2.03	0.41
2:O:35:ALA:HB1	2:O:238:LEU:HB3	2.03	0.41
2:O:93:ILE:HB	2:O:268:TYR:HB3	2.02	0.41
2:O:201:PHE:HZ	2:T:209:ASP:HA	1.86	0.41
2:P:57:GLN:HA	2:P:57:GLN:OE1	2.20	0.41
2:R:20:VAL:HG23	2:R:21:LEU:N	2.35	0.41
2:R:93:ILE:HD13	2:R:114:ILE:HD12	2.02	0.41
2:R:170:ARG:HD2	2:R:173:ASP:OD2	2.21	0.41
2:S:236:LEU:HD13	2:S:238:LEU:HD21	2.02	0.41
2:T:19:GLU:N	2:T:19:GLU:OE1	2.53	0.41
2:U:28:PHE:CE2	2:U:38:LEU:HB2	2.56	0.41
2:V:250:ASP:OD1	2:V:250:ASP:N	2.54	0.41
1:A:125:LEU:H	1:A:125:LEU:HD23	1.86	0.41
1:B:342:GLN:HA	1:B:345:ARG:HG2	2.03	0.41
1:D:328:LEU:HD21	1:E:327:LEU:HG	2.03	0.41

Continued on next page...

Continued from previous page...

Atom-1	Atom-2	Interatomic distance (Å)	Clash overlap (Å)
1:F:171:TRP:CH2	1:G:157:LYS:HE3	2.56	0.41
1:G:171:TRP:CZ3	1:G:174:GLY:HA2	2.56	0.41
1:H:426:ALA:HB2	1:I:421:PRO:HB3	2.02	0.41
1:J:16:LYS:HZ1	1:K:32:ARG:HH22	1.68	0.41
1:K:219:GLU:HA	1:K:223:GLN:O	2.21	0.41
2:M:87:ALA:HB2	2:V:102:TRP:HZ3	1.85	0.41
2:N:29:ASN:HA	2:N:34:GLY:HA2	2.03	0.41
2:S:233:HIS:HB2	2:S:320:THR:OG1	2.21	0.41
1:C:37:ASN:O	1:C:40:GLU:HG2	2.21	0.40
1:G:353:LYS:H	1:G:353:LYS:HD2	1.85	0.40
1:I:92:GLY:HA3	1:I:406:ILE:HG22	2.03	0.40
1:J:14:ALA:C	1:J:18:HIS:HD1	2.24	0.40
1:K:15:LYS:HD2	2:Q:14:TYR:O	2.21	0.40
2:O:102:TRP:CG	2:O:103:ILE:N	2.89	0.40
2:P:138:PHE:CZ	2:P:315:GLY:HA3	2.56	0.40
1:C:439:THR:HG23	1:D:461:GLU:OE2	2.22	0.40
1:D:296:LEU:HD12	1:E:318:PRO:HB3	2.03	0.40
1:D:354:LEU:HD12	1:D:355:ILE:HG23	2.02	0.40
1:G:419:MET:HE1	1:G:427:VAL:HG21	2.02	0.40
1:J:53:PRO:HA	1:J:56:VAL:HG12	2.03	0.40
1:L:352:ALA:HB3	1:L:354:LEU:HD23	2.03	0.40
2:O:121:ASP:OD2	2:T:59:LEU:HD12	2.21	0.40
2:U:47:LEU:HD11	2:U:82:ASN:ND2	2.35	0.40
1:B:428:ILE:O	1:B:432:GLN:HG3	2.21	0.40
1:D:53:PRO:HA	1:D:56:VAL:HG12	2.02	0.40
1:D:360:THR:HG22	1:E:359:LYS:HD3	2.04	0.40
1:F:183:PHE:CE1	1:F:203:ARG:HB2	2.56	0.40
1:G:11:ARG:HD2	1:G:12:GLU:HB2	2.04	0.40
1:G:171:TRP:HD1	1:H:187:SER:HG	1.66	0.40
1:H:175:ALA:HB2	1:I:155:TYR:CZ	2.57	0.40
1:I:3:ASP:N	2:P:17:MET:SD	2.94	0.40
1:J:12:GLU:HG2	1:J:13:ASP:N	2.36	0.40
1:L:21:TRP:CG	1:L:125:LEU:HD12	2.56	0.40
1:L:47:ASN:O	1:L:51:THR:HG23	2.22	0.40
2:P:174:ILE:O	2:P:213:ARG:HD3	2.21	0.40
2:S:96:PRO:HA	2:S:97:PRO:HD3	1.97	0.40
2:T:166:ILE:HG22	2:T:167:PHE:H	1.86	0.40
2:U:35:ALA:HB1	2:U:238:LEU:HB3	2.03	0.40
2:U:93:ILE:HG22	2:U:95:ILE:HG23	2.02	0.40
1:A:8:LYS:HG2	1:A:8:LYS:O	2.20	0.40
1:B:65:ARG:HD3	1:B:284:PHE:HB2	2.03	0.40

Continued on next page...

Continued from previous page...

Atom-1	Atom-2	Interatomic distance (Å)	Clash overlap (Å)
1:D:339:ALA:O	1:D:342:GLN:HG2	2.21	0.40
1:D:426:ALA:HB2	1:E:421:PRO:HB3	2.04	0.40
1:E:121:ASP:O	1:E:125:LEU:HD23	2.22	0.40
1:E:439:THR:HG23	1:F:461:GLU:OE2	2.21	0.40
1:F:69:TYR:HD2	1:F:71:ALA:HB2	1.87	0.40
1:F:390:THR:O	1:F:394:ARG:HG3	2.22	0.40
1:G:296:LEU:HD12	1:G:296:LEU:HA	1.90	0.40
1:H:215:ARG:NH2	1:H:229:TRP:CE2	2.87	0.40
1:I:362:ARG:NH1	1:J:360:THR:O	2.52	0.40
1:I:423:GLU:OE1	1:J:450:ARG:NH1	2.44	0.40
1:I:460:ASN:O	1:I:464:GLN:NE2	2.53	0.40
1:J:300:TRP:CE2	1:J:320:PRO:HD3	2.56	0.40
1:K:249:GLY:O	1:K:384:ASN:ND2	2.42	0.40
2:N:37:ILE:HD11	2:N:244:LEU:HD22	2.03	0.40
2:S:147:ILE:HG22	2:S:153:GLY:HA2	2.04	0.40
2:U:84:ILE:HG12	2:U:292:PRO:HG3	2.03	0.40
2:U:143:ALA:HB2	2:U:310:ILE:HD11	2.04	0.40
2:V:118:LEU:O	2:V:122:THR:HG23	2.21	0.40
1:B:413:ASP:HB3	1:C:418:LYS:HE3	2.04	0.40
1:G:127:ARG:NH2	1:G:255:PRO:O	2.41	0.40
1:G:289:PRO:HA	1:G:328:LEU:O	2.22	0.40
1:G:424:LEU:O	1:G:428:ILE:HD12	2.21	0.40
1:H:366:GLU:HG3	1:I:362:ARG:HB3	2.03	0.40
1:H:444:GLN:HE21	1:I:450:ARG:HD3	1.86	0.40
1:I:25:ARG:HA	1:I:25:ARG:HD2	1.79	0.40
1:J:31:SER:HB3	1:J:68:TRP:HB3	2.03	0.40
1:J:34:ILE:HG21	1:J:68:TRP:CE3	2.56	0.40
1:J:97:PHE:O	1:J:101:ILE:HG12	2.21	0.40
1:J:154:PRO:HG3	1:J:400:LEU:HD13	2.04	0.40
1:K:95:ASP:N	1:K:95:ASP:OD1	2.52	0.40
2:N:22:ASP:OD1	2:N:22:ASP:N	2.54	0.40
2:P:75:ASP:OD1	2:P:76:LEU:N	2.54	0.40
2:R:244:LEU:HD21	2:R:246:GLU:HG3	2.04	0.40
2:V:82:ASN:HD22	2:V:283:TYR:H	1.70	0.40
2:V:169:ASP:OD1	2:V:170:ARG:N	2.55	0.40

There are no symmetry-related clashes.

5.3 Torsion angles [i](#)

5.3.1 Protein backbone [i](#)

In the following table, the Percentiles column shows the percent Ramachandran outliers of the chain as a percentile score with respect to all PDB entries followed by that with respect to all EM entries.

The Analysed column shows the number of residues for which the backbone conformation was analysed, and the total number of residues.

Mol	Chain	Analysed	Favoured	Allowed	Outliers	Percentiles	
1	A	446/506 (88%)	428 (96%)	18 (4%)	0	100	100
1	B	446/506 (88%)	428 (96%)	18 (4%)	0	100	100
1	C	446/506 (88%)	431 (97%)	15 (3%)	0	100	100
1	D	446/506 (88%)	435 (98%)	11 (2%)	0	100	100
1	E	446/506 (88%)	430 (96%)	16 (4%)	0	100	100
1	F	446/506 (88%)	428 (96%)	18 (4%)	0	100	100
1	G	441/506 (87%)	423 (96%)	16 (4%)	2 (0%)	25	57
1	H	446/506 (88%)	426 (96%)	19 (4%)	1 (0%)	44	72
1	I	446/506 (88%)	430 (96%)	15 (3%)	1 (0%)	44	72
1	J	446/506 (88%)	426 (96%)	19 (4%)	1 (0%)	44	72
1	K	446/506 (88%)	436 (98%)	10 (2%)	0	100	100
1	L	446/506 (88%)	431 (97%)	15 (3%)	0	100	100
2	M	312/321 (97%)	295 (95%)	17 (5%)	0	100	100
2	N	313/321 (98%)	292 (93%)	21 (7%)	0	100	100
2	O	318/321 (99%)	302 (95%)	16 (5%)	0	100	100
2	P	311/321 (97%)	296 (95%)	15 (5%)	0	100	100
2	Q	316/321 (98%)	293 (93%)	21 (7%)	2 (1%)	22	54
2	R	318/321 (99%)	303 (95%)	15 (5%)	0	100	100
2	S	318/321 (99%)	301 (95%)	17 (5%)	0	100	100
2	T	318/321 (99%)	310 (98%)	8 (2%)	0	100	100
2	U	318/321 (99%)	309 (97%)	9 (3%)	0	100	100
2	V	318/321 (99%)	301 (95%)	17 (5%)	0	100	100
All	All	8507/9282 (92%)	8154 (96%)	346 (4%)	7 (0%)	50	78

All (7) Ramachandran outliers are listed below:

Mol	Chain	Res	Type
1	G	194	TYR
1	H	350	LEU
2	Q	107	PRO
1	J	350	LEU
2	Q	13	ALA
1	G	353	LYS
1	I	375	ASN

5.3.2 Protein sidechains [i](#)

In the following table, the Percentiles column shows the percent sidechain outliers of the chain as a percentile score with respect to all PDB entries followed by that with respect to all EM entries.

The Analysed column shows the number of residues for which the sidechain conformation was analysed, and the total number of residues.

Mol	Chain	Analysed	Rotameric	Outliers	Percentiles
1	A	377/425 (89%)	376 (100%)	1 (0%)	91 94
1	B	377/425 (89%)	377 (100%)	0	100 100
1	C	377/425 (89%)	376 (100%)	1 (0%)	91 94
1	D	377/425 (89%)	376 (100%)	1 (0%)	91 94
1	E	377/425 (89%)	375 (100%)	2 (0%)	86 92
1	F	377/425 (89%)	376 (100%)	1 (0%)	91 94
1	G	372/425 (88%)	370 (100%)	2 (0%)	86 92
1	H	377/425 (89%)	372 (99%)	5 (1%)	65 77
1	I	377/425 (89%)	374 (99%)	3 (1%)	79 85
1	J	377/425 (89%)	373 (99%)	4 (1%)	70 80
1	K	377/425 (89%)	377 (100%)	0	100 100
1	L	377/425 (89%)	376 (100%)	1 (0%)	91 94
2	M	243/249 (98%)	242 (100%)	1 (0%)	89 93
2	N	244/249 (98%)	243 (100%)	1 (0%)	89 93
2	O	248/249 (100%)	247 (100%)	1 (0%)	89 93
2	P	242/249 (97%)	242 (100%)	0	100 100
2	Q	247/249 (99%)	247 (100%)	0	100 100
2	R	248/249 (100%)	247 (100%)	1 (0%)	89 93
2	S	248/249 (100%)	247 (100%)	1 (0%)	89 93

Continued on next page...

Continued from previous page...

Mol	Chain	Analysed	Rotameric	Outliers	Percentiles	
2	T	248/249 (100%)	248 (100%)	0	100	100
2	U	248/249 (100%)	246 (99%)	2 (1%)	79	85
2	V	248/249 (100%)	247 (100%)	1 (0%)	89	93
All	All	6983/7590 (92%)	6954 (100%)	29 (0%)	88	93

All (29) residues with a non-rotameric sidechain are listed below:

Mol	Chain	Res	Type
1	A	354	LEU
1	C	39	LYS
1	D	214	GLN
1	E	18	HIS
1	E	87	ASP
1	F	450	ARG
1	G	58	ARG
1	G	218	ARG
1	H	69	TYR
1	H	214	GLN
1	H	350	LEU
1	H	354	LEU
1	H	355	ILE
1	I	58	ARG
1	I	75	THR
1	I	354	LEU
1	J	342	GLN
1	J	350	LEU
1	J	354	LEU
1	J	444	GLN
1	L	354	LEU
2	M	43	ASN
2	N	43	ASN
2	O	37	ILE
2	R	27	LEU
2	S	39	ARG
2	U	248	ASN
2	U	305	LYS
2	V	321	LYS

Sometimes sidechains can be flipped to improve hydrogen bonding and reduce clashes. All (34) such sidechains are listed below:

Mol	Chain	Res	Type
1	C	269	ASN
1	D	223	GLN
1	E	114	GLN
1	F	253	ASN
1	F	444	GLN
1	G	37	ASN
1	H	82	GLN
1	H	444	GLN
1	I	374	GLN
1	J	303	ASN
1	K	44	HIS
1	K	253	ASN
1	K	444	GLN
1	L	74	ASN
1	L	342	GLN
1	L	346	GLN
1	L	411	ASN
2	N	116	GLN
2	N	190	ASN
2	N	247	GLN
2	O	24	GLN
2	O	248	ASN
2	P	247	GLN
2	P	275	ASN
2	R	10	ASN
2	R	78	GLN
2	R	116	GLN
2	S	43	ASN
2	S	94	ASN
2	S	117	GLN
2	S	267	GLN
2	U	29	ASN
2	U	82	ASN
2	V	10	ASN

5.3.3 RNA [i](#)

There are no RNA molecules in this entry.

5.4 Non-standard residues in protein, DNA, RNA chains [i](#)

There are no non-standard protein/DNA/RNA residues in this entry.

5.5 Carbohydrates [i](#)

There are no oligosaccharides in this entry.

5.6 Ligand geometry [i](#)

There are no ligands in this entry.

5.7 Other polymers [i](#)

There are no such residues in this entry.

5.8 Polymer linkage issues [i](#)

There are no chain breaks in this entry.


6 Map visualisation [i](#)

This section contains visualisations of the EMDB entry EMD-38212. These allow visual inspection of the internal detail of the map and identification of artifacts.


Images derived from a raw map, generated by summing the deposited half-maps, are presented below the corresponding image components of the primary map to allow further visual inspection and comparison with those of the primary map.

6.1 Orthogonal projections [i](#)

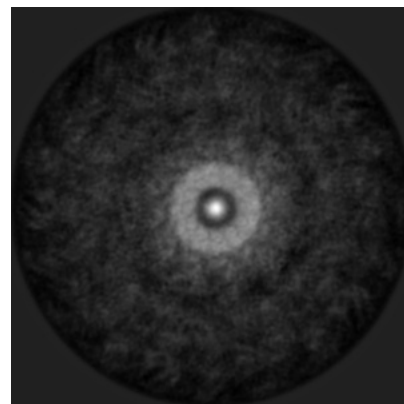
6.1.1 Primary map



X




Y




Z

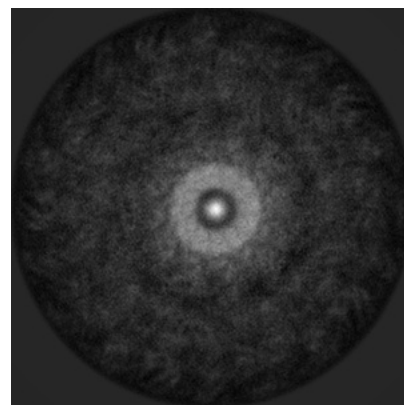
6.1.2 Raw map



X



Y

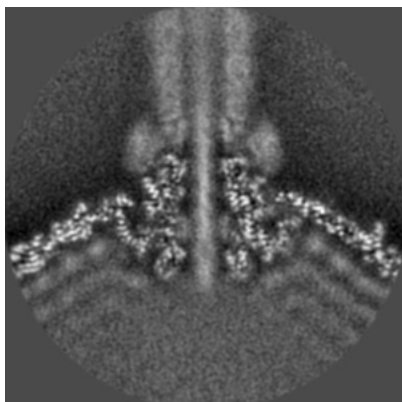


Z


The images above show the map projected in three orthogonal directions.

6.2 Central slices [i](#)

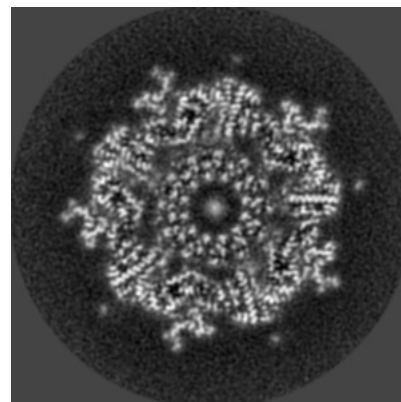
6.2.1 Primary map



X Index: 128

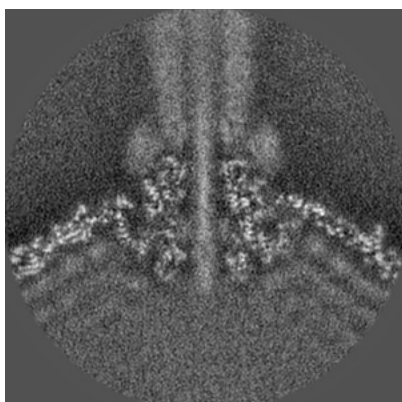


Y Index: 128




Z Index: 128

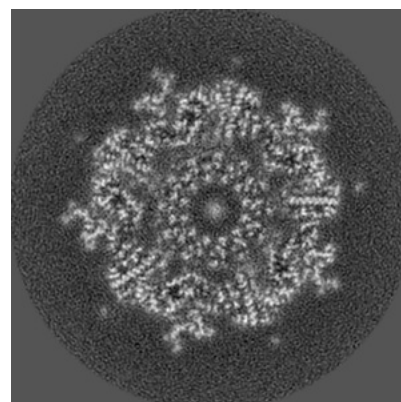
6.2.2 Raw map



X Index: 128



Y Index: 128

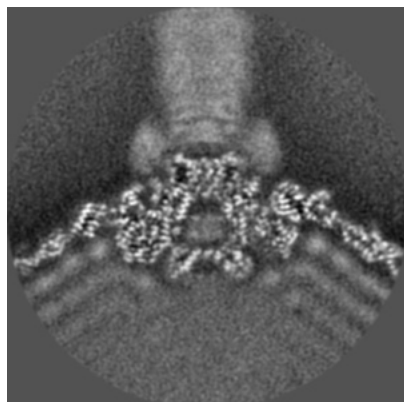


Z Index: 128


The images above show central slices of the map in three orthogonal directions.

6.3 Largest variance slices [i](#)

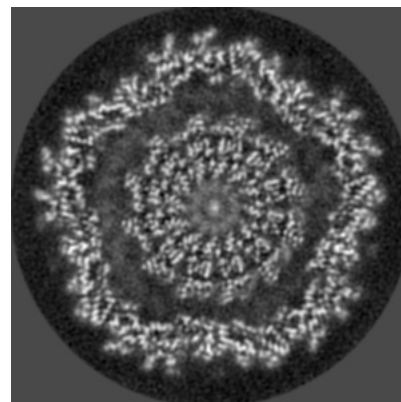
6.3.1 Primary map



X Index: 116

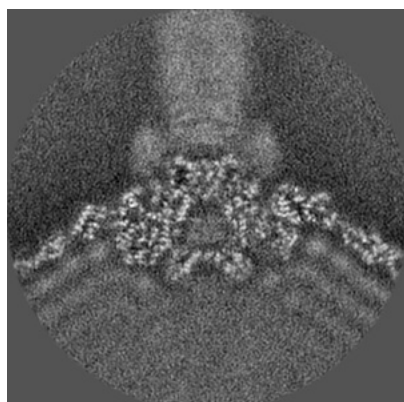


Y Index: 127




Z Index: 112

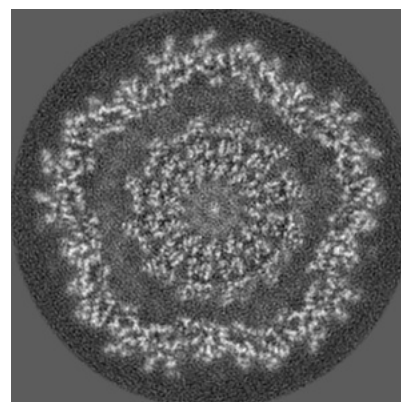
6.3.2 Raw map



X Index: 116



Y Index: 127




Z Index: 112


The images above show the largest variance slices of the map in three orthogonal directions.

6.4 Orthogonal standard-deviation projections (False-color) [i](#)


6.4.1 Primary map



X

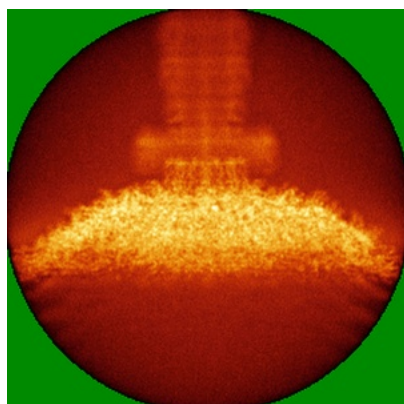


Y




Z


6.4.2 Raw map



X



Y




Z

The images above show the map standard deviation projections with false color in three orthogonal directions. Minimum values are shown in green, max in blue, and dark to light orange shades represent small to large values respectively.


6.5 Orthogonal surface views [i](#)

6.5.1 Primary map



The images above show the 3D surface view of the map at the recommended contour level 0.008. These images, in conjunction with the slice images, may facilitate assessment of whether an appropriate contour level has been provided.

6.5.2 Raw map



These images show the 3D surface of the raw map. The raw map's contour level was selected so that its surface encloses the same volume as the primary map does at its recommended contour level.

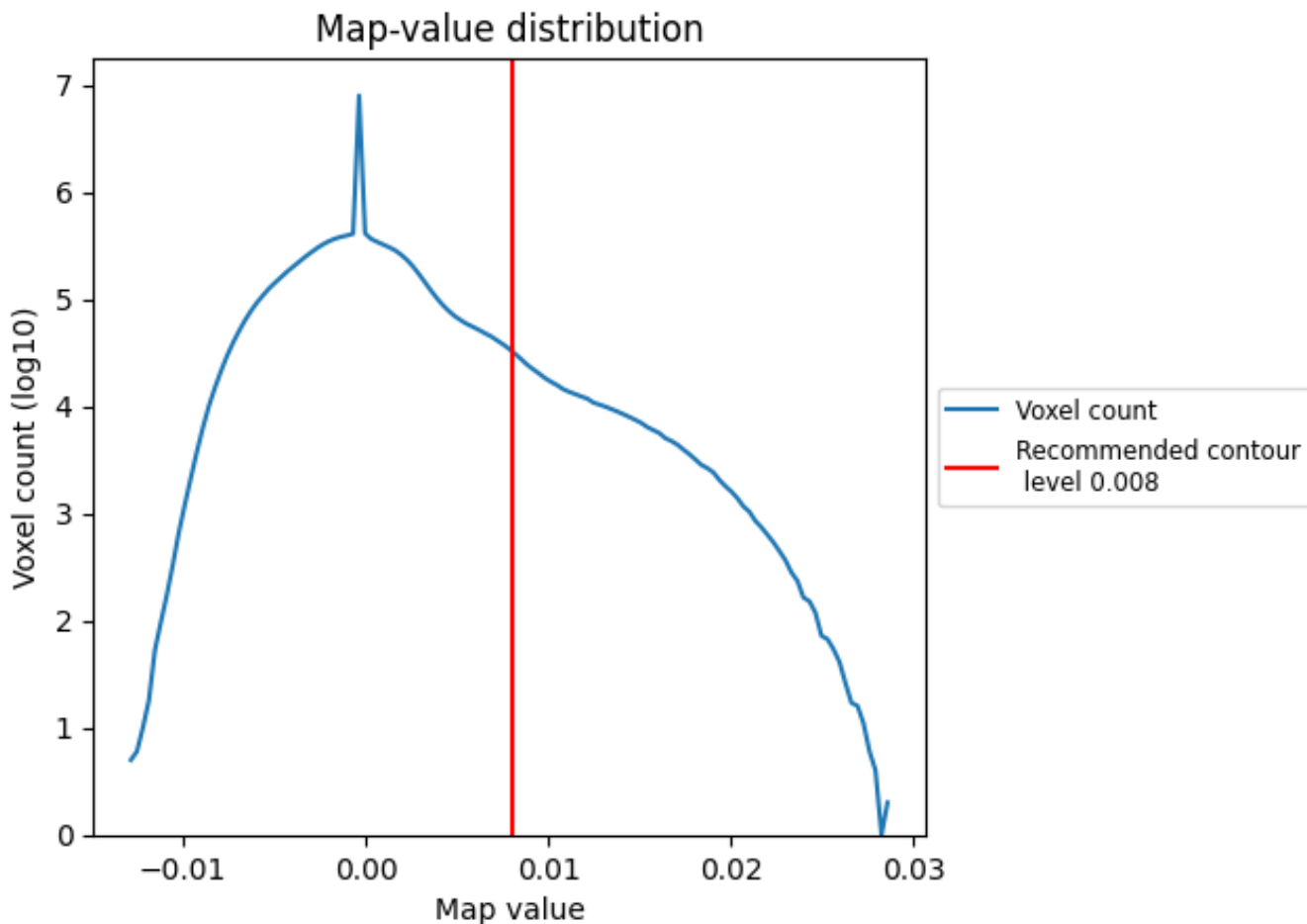
6.6 Mask visualisation [i](#)

This section was not generated. No masks/segmentation were deposited.

7 Map analysis [i](#)

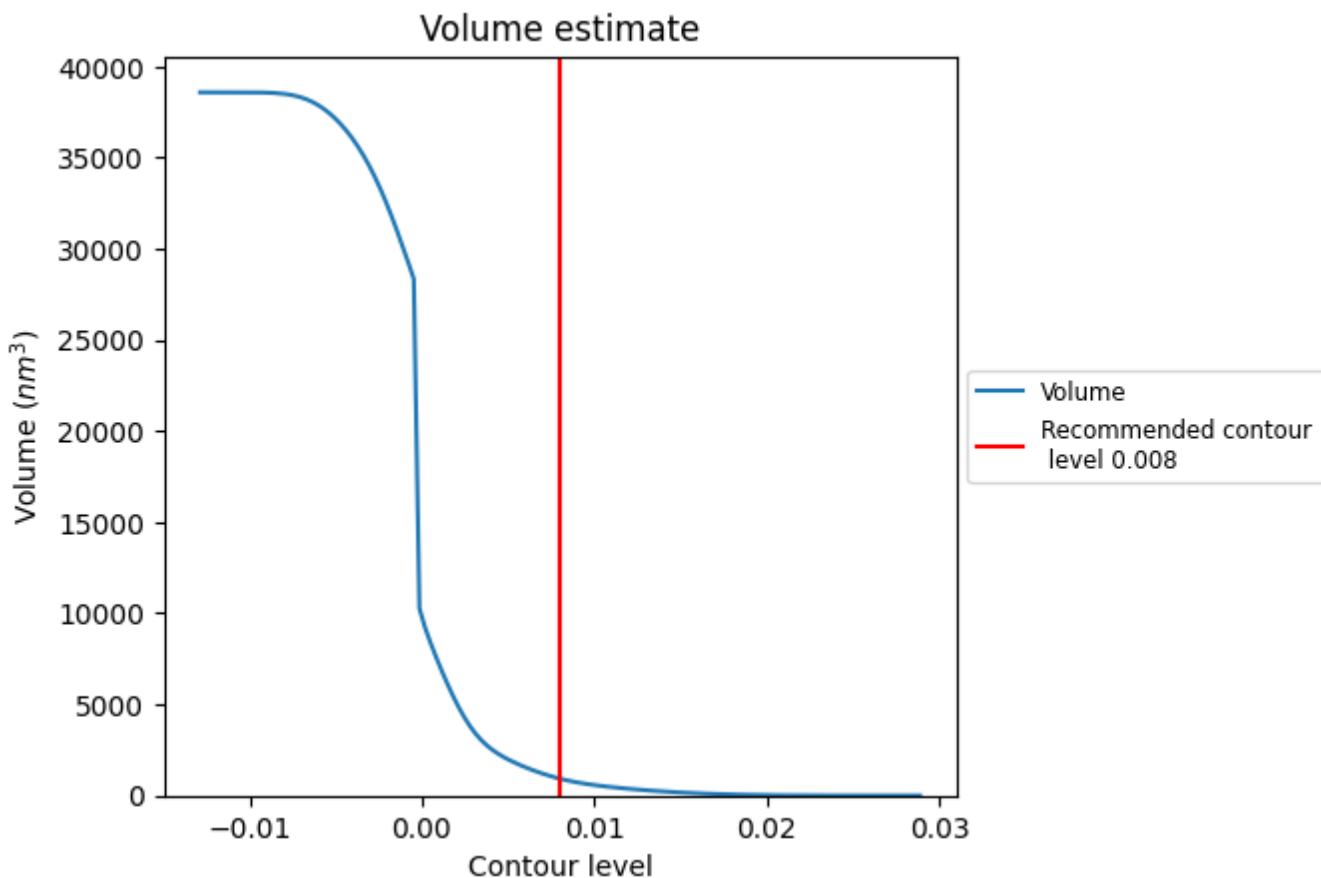
This section contains the results of statistical analysis of the map.

7.1 Map-value distribution [i](#)



The map-value distribution is plotted in 128 intervals along the x-axis. The y-axis is logarithmic. A spike in this graph at zero usually indicates that the volume has been masked.

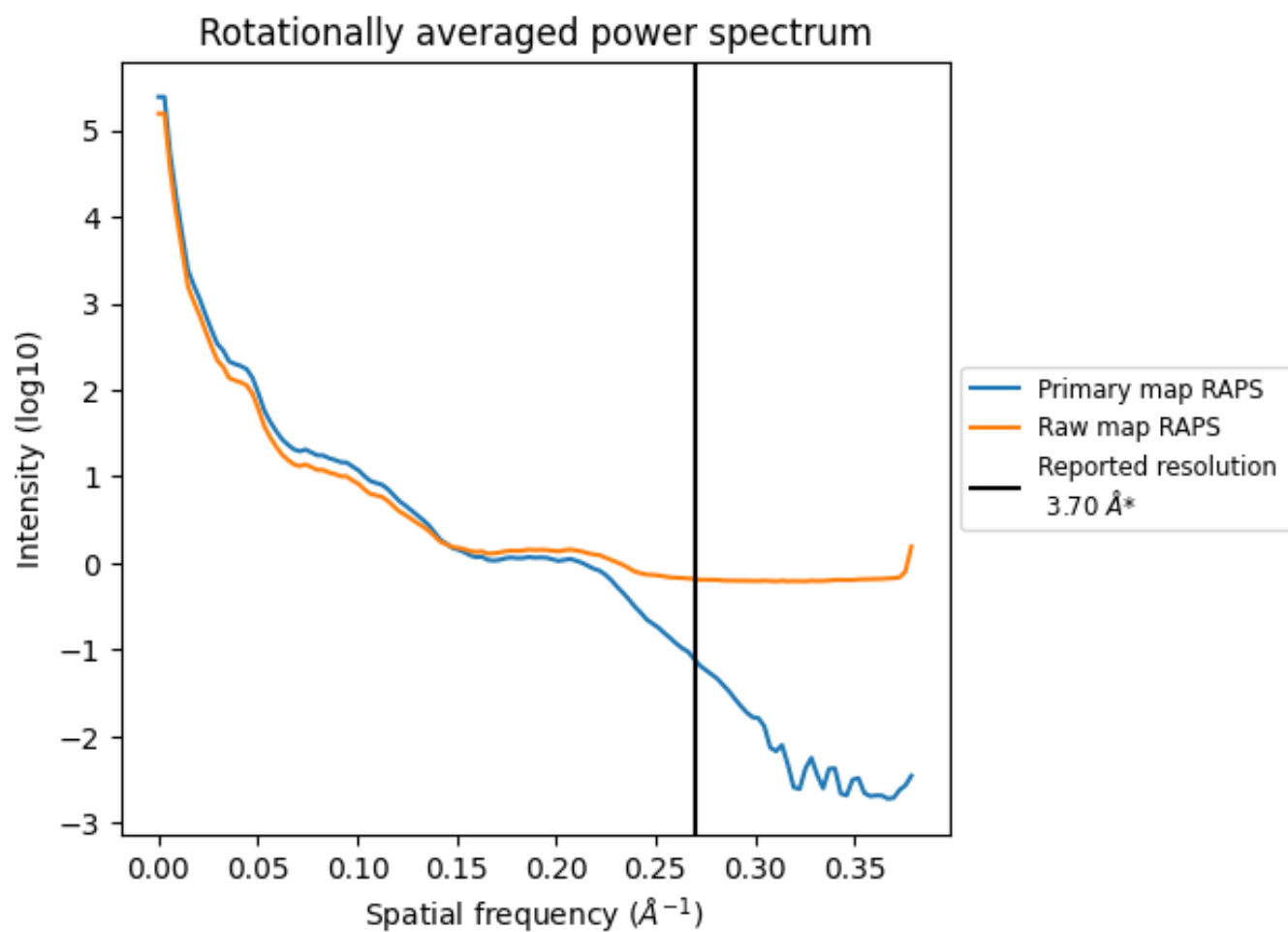
7.2 Volume estimate [\(i\)](#)



The volume at the recommended contour level is 928 nm³; this corresponds to an approximate mass of 839 kDa.

The volume estimate graph shows how the enclosed volume varies with the contour level. The recommended contour level is shown as a vertical line and the intersection between the line and the curve gives the volume of the enclosed surface at the given level.

7.3 Rotationally averaged power spectrum [i](#)

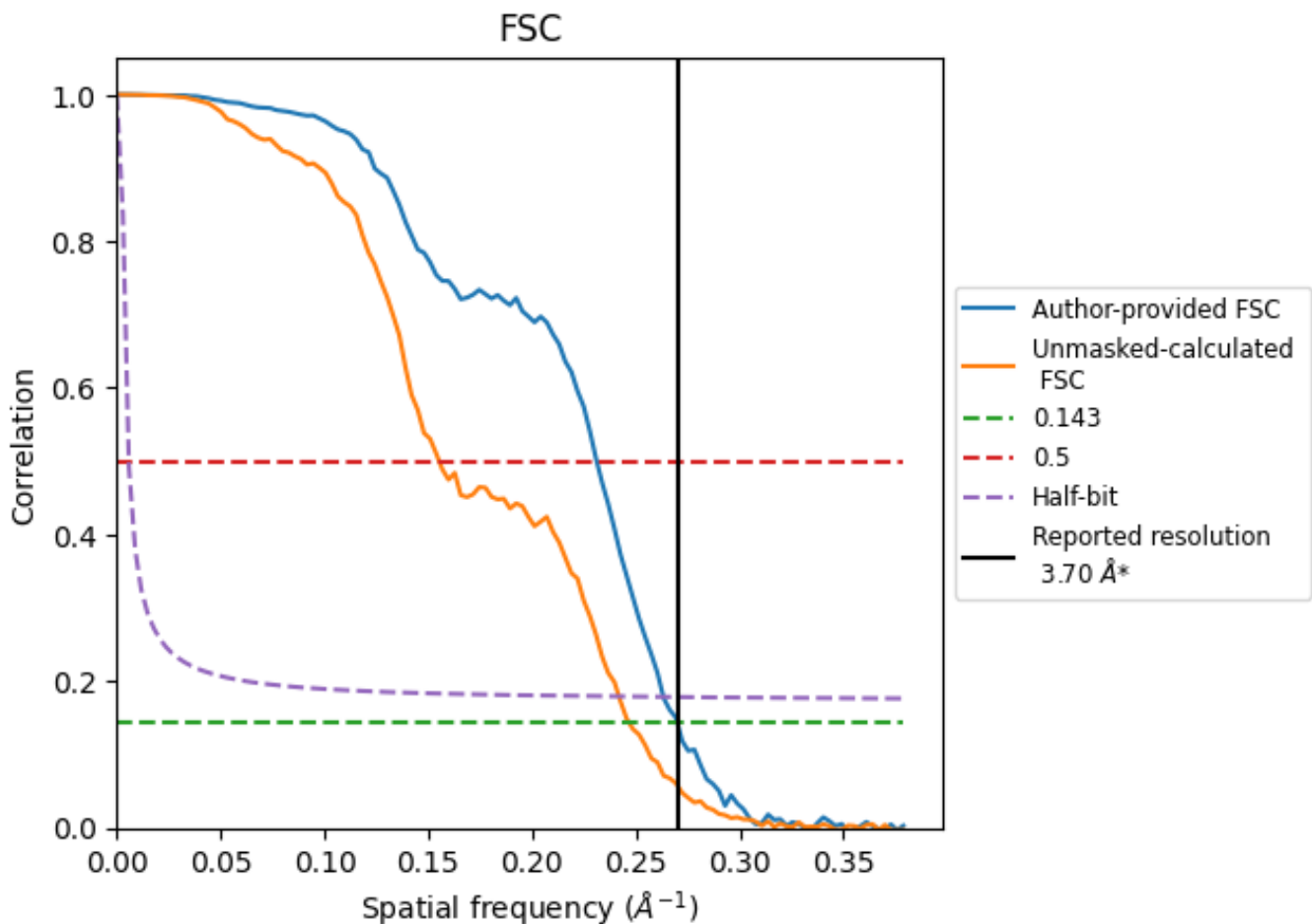


*Reported resolution corresponds to spatial frequency of 0.270 Å⁻¹

8 Fourier-Shell correlation [i](#)

Fourier-Shell Correlation (FSC) is the most commonly used method to estimate the resolution of single-particle and subtomogram-averaged maps. The shape of the curve depends on the imposed symmetry, mask and whether or not the two 3D reconstructions used were processed from a common reference. The reported resolution is shown as a black line. A curve is displayed for the half-bit criterion in addition to lines showing the 0.143 gold standard cut-off and 0.5 cut-off.

8.1 FSC [i](#)



*Reported resolution corresponds to spatial frequency of 0.270 Å⁻¹

8.2 Resolution estimates [i](#)

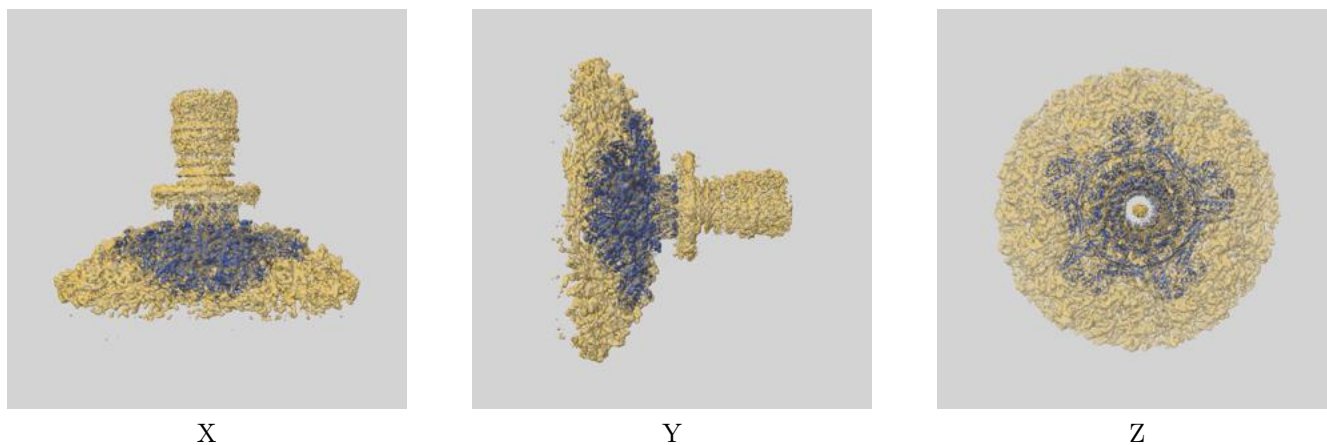
Resolution estimate (Å)	Estimation criterion (FSC cut-off)		
	0.143	0.5	Half-bit
Reported by author	3.70	-	-
Author-provided FSC curve	3.71	4.33	3.80
Unmasked-calculated*	4.05	6.44	4.13

*Resolution estimate based on FSC curve calculated by comparison of deposited half-maps.

9 Map-model fit [i](#)


This section contains information regarding the fit between EMDB map EMD-38212 and PDB model 8XB6. Per-residue inclusion information can be found in section 3 on page 6.

9.1 Map-model overlay [i](#)



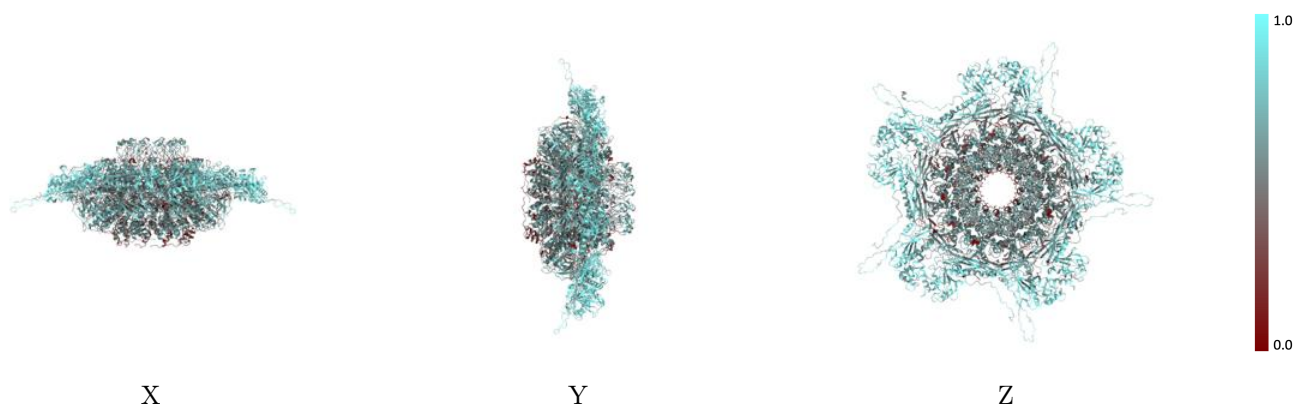
The images above show the 3D surface view of the map at the recommended contour level 0.008 at 50% transparency in yellow overlaid with a ribbon representation of the model coloured in blue. These images allow for the visual assessment of the quality of fit between the atomic model and the map.

9.2 Q-score mapped to coordinate model [i](#)



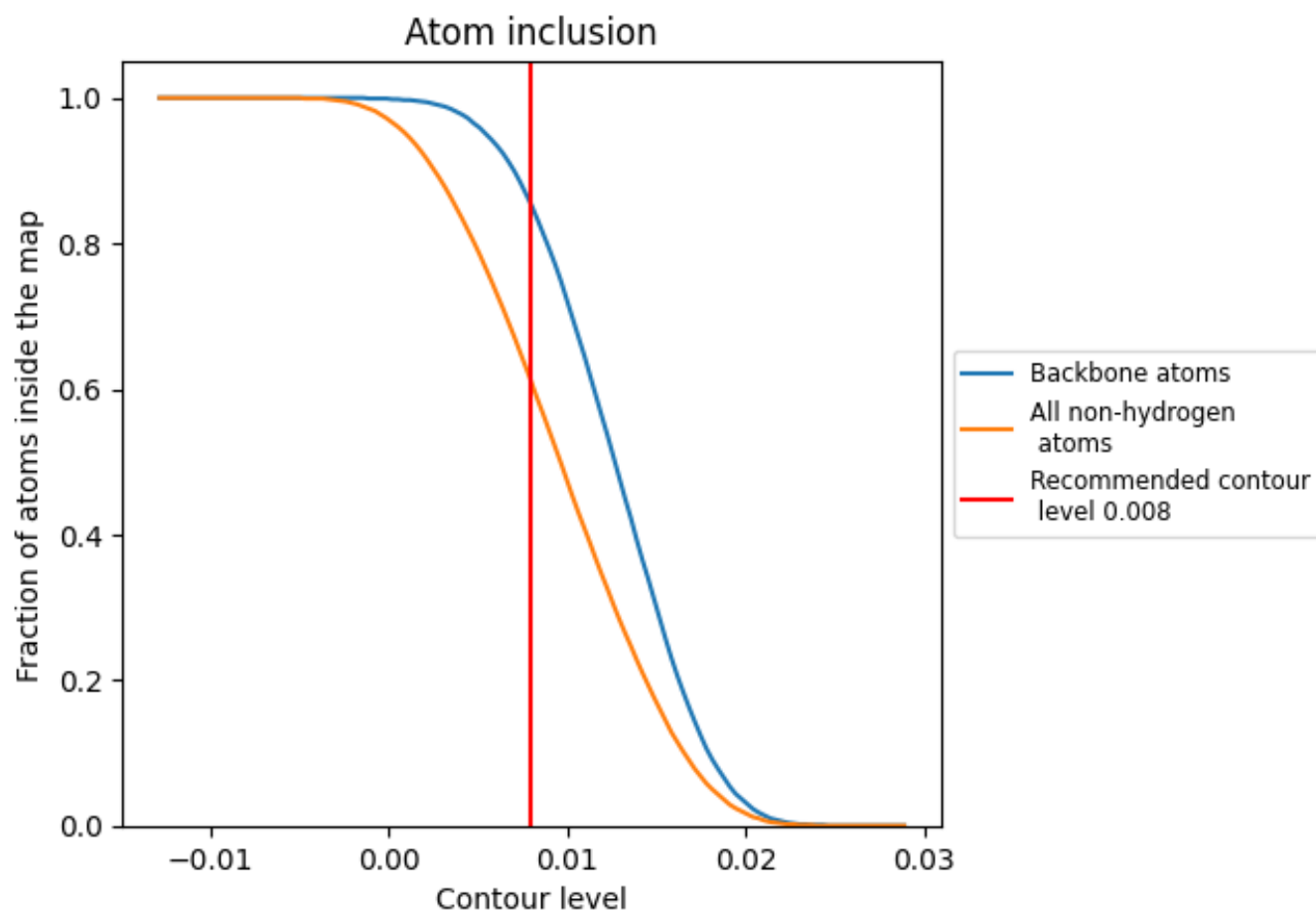
The images above show the model with each residue coloured according to its Q-score. This shows their resolvability in the map with higher Q-score values reflecting better resolvability. Please note: Q-score is calculating the resolvability of atoms, and thus high values are only expected at resolutions at which atoms can be resolved. Low Q-score values may therefore be expected for many entries.

9.3 Atom inclusion mapped to coordinate model [i](#)



The images above show the model with each residue coloured according to its atom inclusion. This shows to what extent they are inside the map at the recommended contour level (0.008).















































9.4 Atom inclusion [i](#)



At the recommended contour level, 85% of all backbone atoms, 61% of all non-hydrogen atoms, are inside the map.

9.5 Map-model fit summary

The table lists the average atom inclusion at the recommended contour level (0.008) and Q-score for the entire model and for each chain.

Chain	Atom inclusion	Q-score
All	 0.6090	 0.4030
A	 0.5680	 0.4020
B	 0.5450	 0.3940
C	 0.5470	 0.4050
D	 0.5390	 0.3980
E	 0.5500	 0.3980
F	 0.5460	 0.3980
G	 0.5210	 0.3870
H	 0.5220	 0.3900
I	 0.5320	 0.4010
J	 0.5480	 0.3980
K	 0.5450	 0.3920
L	 0.5720	 0.3980
M	 0.6930	 0.4020
N	 0.6970	 0.3960
O	 0.6870	 0.3950
P	 0.7030	 0.3930
Q	 0.6990	 0.3960
R	 0.7390	 0.4310
S	 0.7440	 0.4330
T	 0.7550	 0.4280
U	 0.7600	 0.4250
V	 0.7600	 0.4310

