



Full wwPDB X-ray Structure Validation Report ⓘ

Aug 15, 2023 – 11:30 AM EDT

PDB ID : 1XFB
Title : Human Brain Fructose 1,6-(bis)phosphate Aldolase (C isozyme)
Authors : Arakaki, T.L.; Pezza, J.A.; Cronin, M.A.; Hopkins, C.E.; Zimmer, D.B.; Tolan, D.R.; Allen, K.N.
Deposited on : 2004-09-14
Resolution : 3.00 Å(reported)

This is a Full wwPDB X-ray Structure Validation Report for a publicly released PDB entry.

We welcome your comments at validation@mail.wwpdb.org

A user guide is available at

<https://www.wwpdb.org/validation/2017/XrayValidationReportHelp>

with specific help available everywhere you see the ⓘ symbol.

The types of validation reports are described at

<http://www.wwpdb.org/validation/2017/FAQs#types>.

The following versions of software and data (see [references ⓘ](#)) were used in the production of this report:

MolProbity : 4.02b-467
Xtriage (Phenix) : 1.13
EDS : 2.35
Percentile statistics : 20191225.v01 (using entries in the PDB archive December 25th 2019)
Refmac : 5.8.0158
CCP4 : 7.0.044 (Gargrove)
Ideal geometry (proteins) : Engh & Huber (2001)
Ideal geometry (DNA, RNA) : Parkinson et al. (1996)
Validation Pipeline (wwPDB-VP) : 2.35

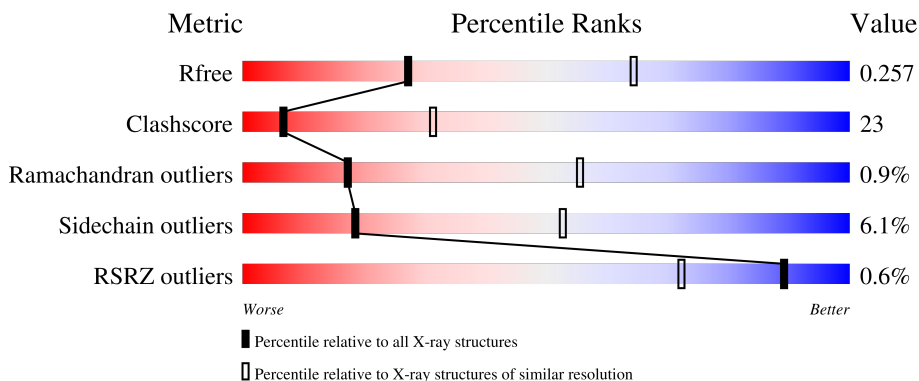
1 Overall quality at a glance

The following experimental techniques were used to determine the structure:

X-RAY DIFFRACTION

The reported resolution of this entry is 3.00 Å.

Percentile scores (ranging between 0-100) for global validation metrics of the entry are shown in the following graphic. The table shows the number of entries on which the scores are based.




Metric	Whole archive (#Entries)	Similar resolution (#Entries, resolution range(Å))
R_{free}	130704	2092 (3.00-3.00)
Clashscore	141614	2416 (3.00-3.00)
Ramachandran outliers	138981	2333 (3.00-3.00)
Sidechain outliers	138945	2336 (3.00-3.00)
RSRZ outliers	127900	1990 (3.00-3.00)

The table below summarises the geometric issues observed across the polymeric chains and their fit to the electron density. The red, orange, yellow and green segments of the lower bar indicate the fraction of residues that contain outliers for ≥ 3 , 2, 1 and 0 types of geometric quality criteria respectively. A grey segment represents the fraction of residues that are not modelled. The numeric value for each fraction is indicated below the corresponding segment, with a dot representing fractions $\leq 5\%$. The upper red bar (where present) indicates the fraction of residues that have poor fit to the electron density. The numeric value is given above the bar.

Mol	Chain	Length	Quality of chain
1	A	365	 2% (red), 55% (green), 35% (yellow), 6% (orange), 6% (grey)
1	B	365	 % (red), 55% (green), 36% (yellow), 6% (orange), 6% (grey)
1	C	365	 56% (green), 34% (yellow), 6% (orange), 6% (grey)
1	D	365	 % (red), 56% (green), 34% (yellow), 6% (orange), 6% (grey)
1	E	365	 55% (green), 35% (yellow), 6% (orange), 6% (grey)

Continued on next page...

Continued from previous page...

Mol	Chain	Length	Quality of chain
1	F	365	 55% 35% • 6%
1	G	365	%  56% 34% • 6%
1	H	365	%  55% 35% • 6%
1	I	365	%  56% 34% • 6%
1	J	365	%  55% 35% • 6%
1	K	365	 55% 36% • 6%
1	L	365	 54% 36% • 6%

2 Entry composition [i](#)

There is only 1 type of molecule in this entry. The entry contains 31476 atoms, of which 0 are hydrogens and 0 are deuteriums.

In the tables below, the ZeroOcc column contains the number of atoms modelled with zero occupancy, the AltConf column contains the number of residues with at least one atom in alternate conformation and the Trace column contains the number of residues modelled with at most 2 atoms.

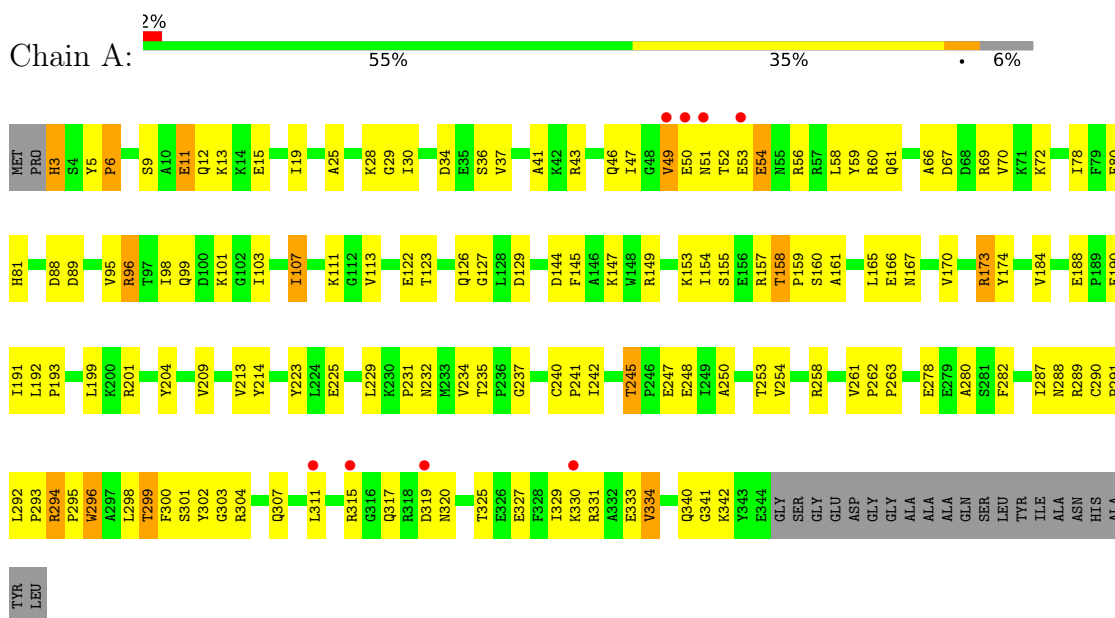
- Molecule 1 is a protein called Aldolase C.

Mol	Chain	Residues	Atoms					ZeroOcc	AltConf	Trace
			Total	C	N	O	S			
1	A	342	2623	1651	465	497	10	0	0	0
1	B	342	2623	1651	465	497	10	0	0	0
1	C	342	2623	1651	465	497	10	0	0	0
1	D	342	2623	1651	465	497	10	0	0	0
1	E	342	2623	1651	465	497	10	0	0	0
1	F	342	2623	1651	465	497	10	0	0	0
1	G	342	2623	1651	465	497	10	0	0	0
1	H	342	2623	1651	465	497	10	0	0	0
1	I	342	2623	1651	465	497	10	0	0	0
1	J	342	2623	1651	465	497	10	0	0	0
1	K	342	2623	1651	465	497	10	0	0	0
1	L	342	2623	1651	465	497	10	0	0	0

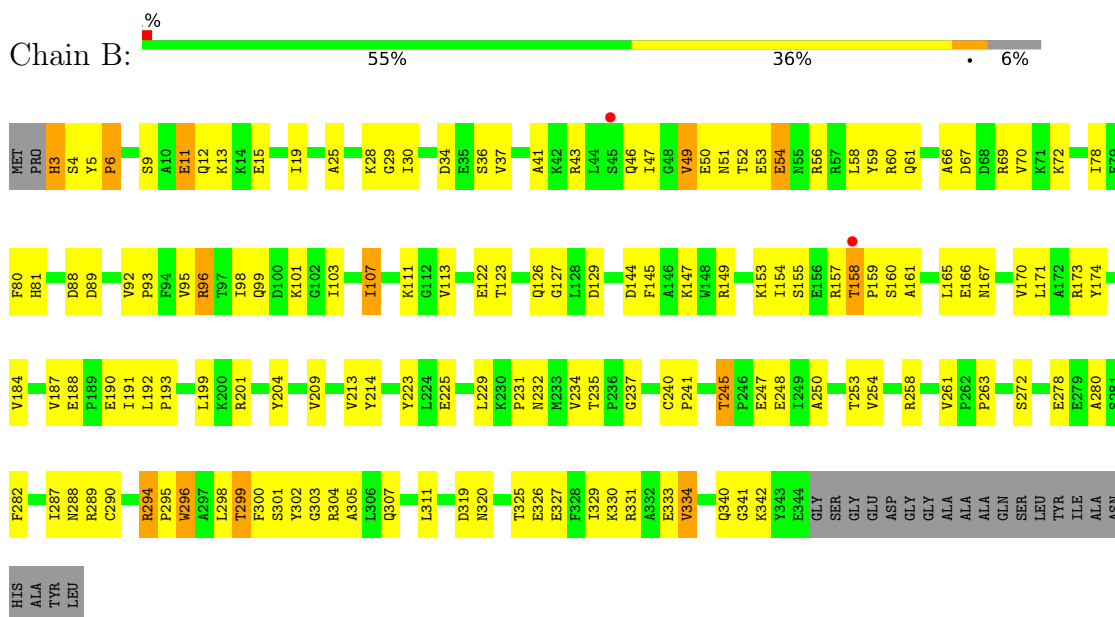
3 Residue-property plots [i](#)

These plots are drawn for all protein, RNA, DNA and oligosaccharide chains in the entry. The first graphic for a chain summarises the proportions of the various outlier classes displayed in the second graphic. The second graphic shows the sequence view annotated by issues in geometry and electron density. Residues are color-coded according to the number of geometric quality criteria for which they contain at least one outlier: green = 0, yellow = 1, orange = 2 and red = 3 or more. A red dot above a residue indicates a poor fit to the electron density ($RSRZ > 2$). Stretches of 2 or more consecutive residues without any outlier are shown as a green connector. Residues present in the sample, but not in the model, are shown in grey.

• Molecule 1: Aldolase C

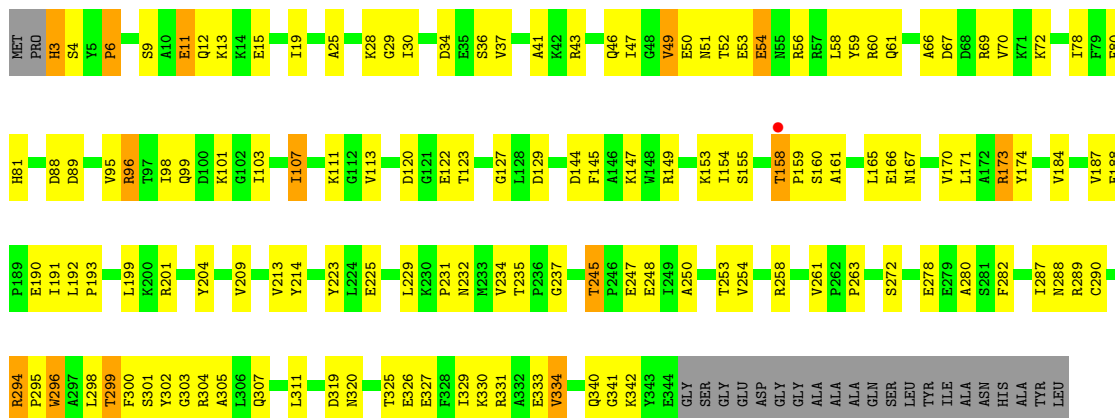


• Molecule 1: Aldolase C



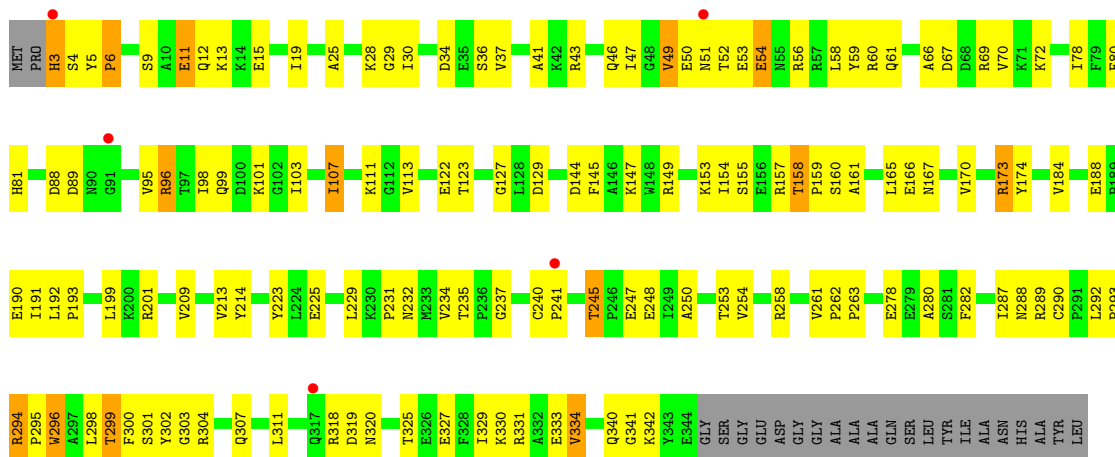
- Molecule 1: Aldolase C

Chain C:  56% 34% 6%



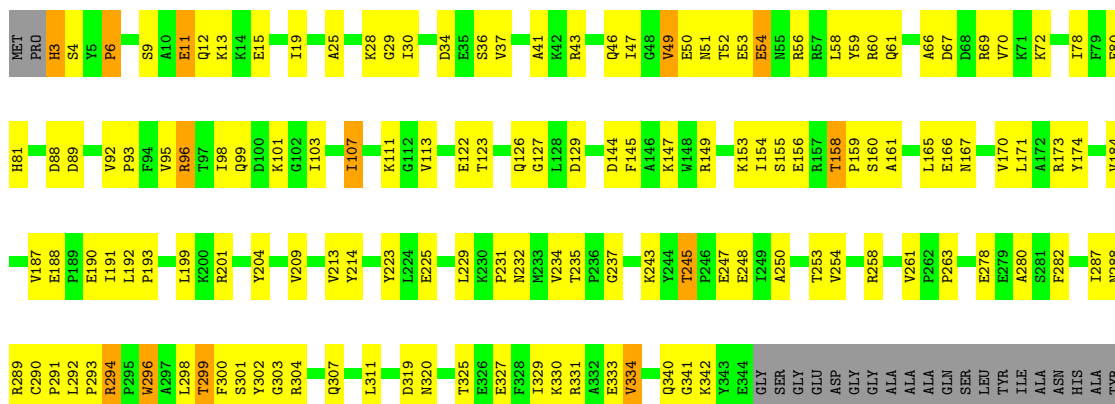
- Molecule 1: Aldolase C

Chain D:  56% 34% 6%



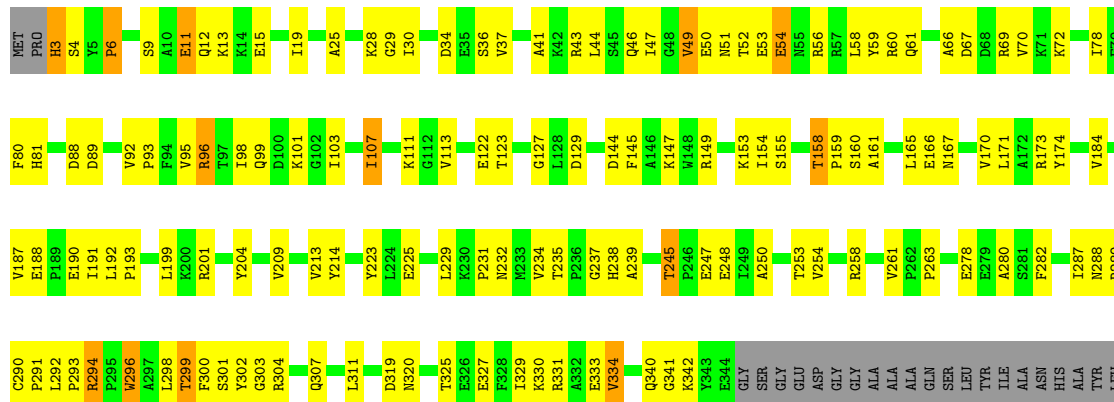
- Molecule 1: Aldolase C

Chain E:  55% 35% 6%

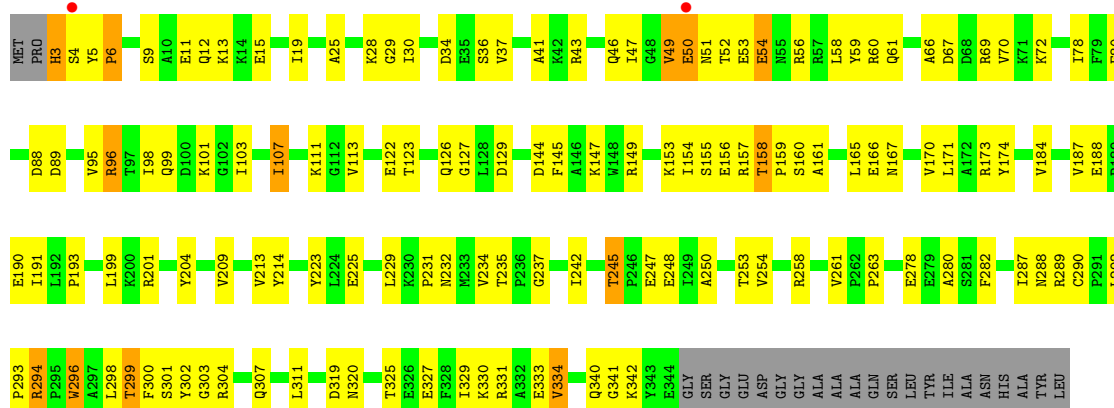


LEU

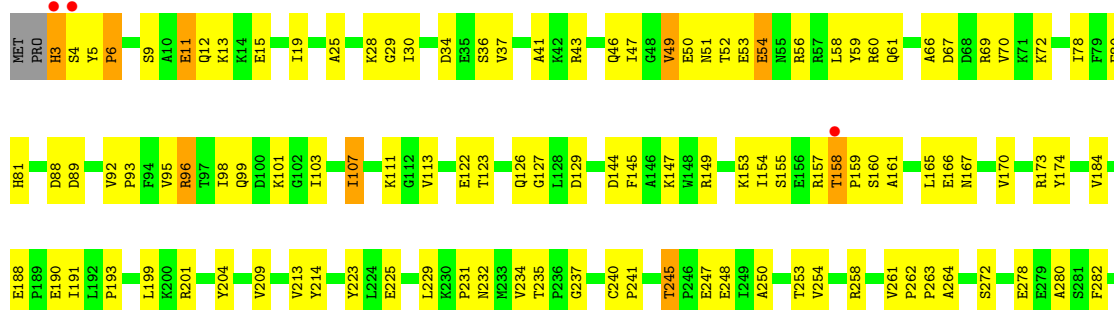
● Molecule 1: Aldolase C

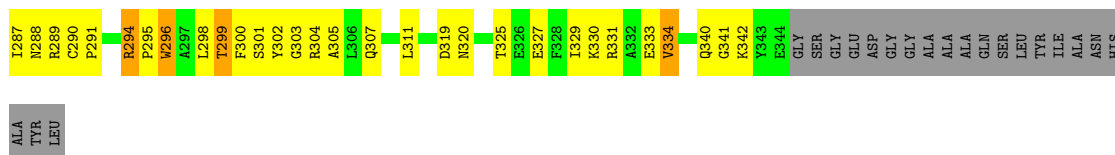
Chain F:  55% 35% 6%

● Molecule 1: Aldolase C

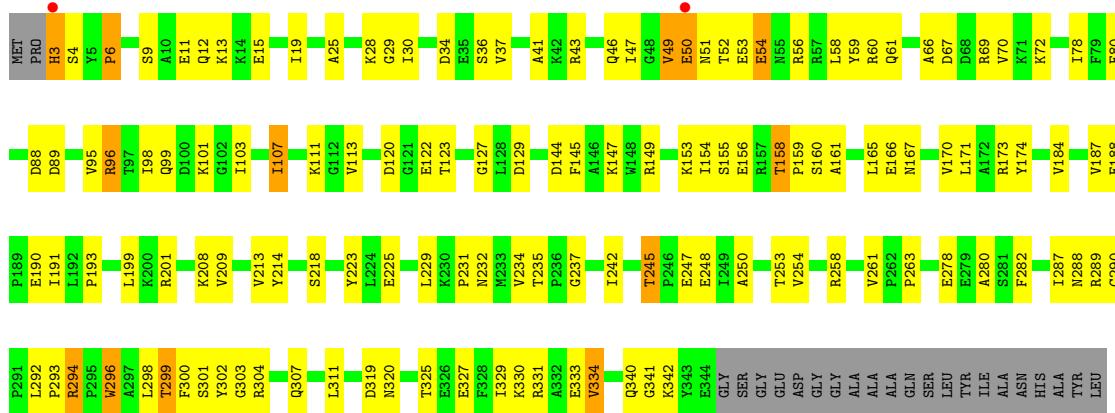
Chain G:  56% 34% 6%

● Molecule 1: Aldolase C

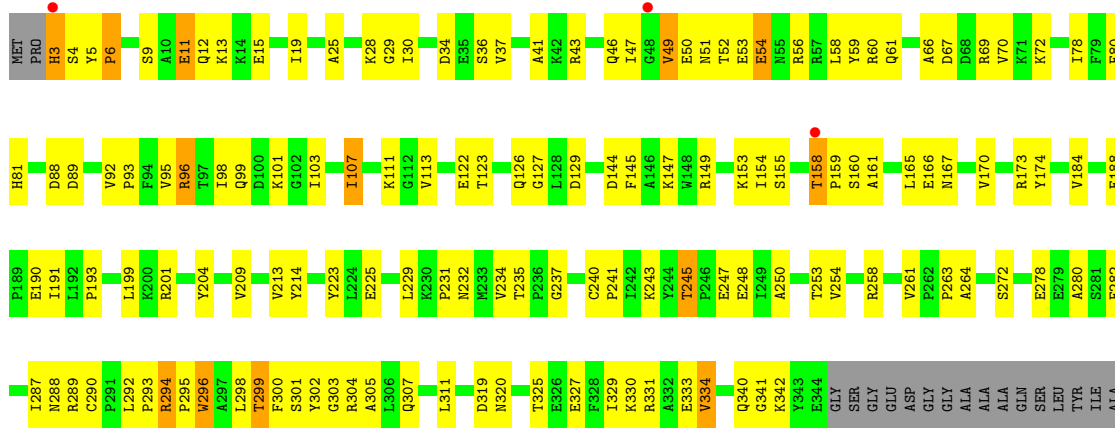
Chain H:  55% 35% 6%



• Molecule 1: Aldolase C

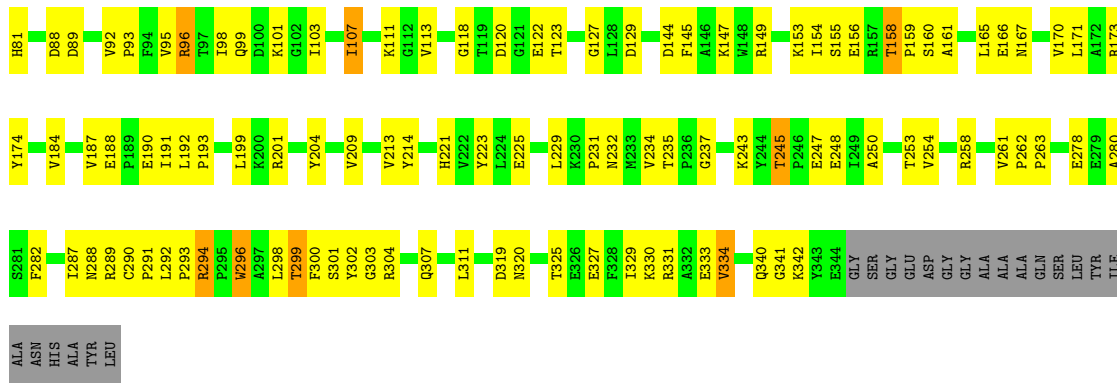


• Molecule 1: Aldolase C

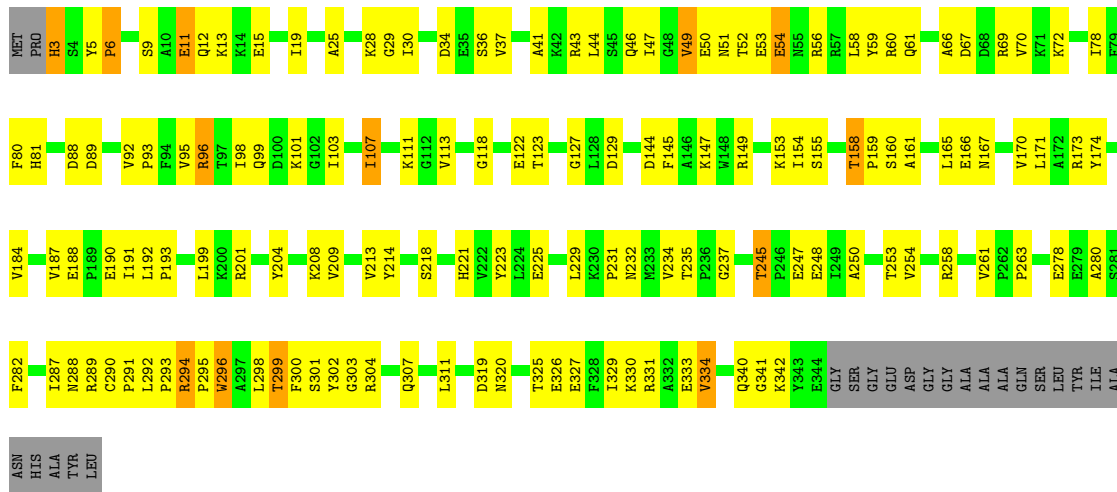


• Molecule 1: Aldolase C





• Molecule 1: Aldolase C



4 Data and refinement statistics

Property	Value	Source
Space group	P 1	Depositor
Cell constants a, b, c, α , β , γ	83.87Å 121.99Å 129.52Å 107.96° 108.58° 97.39°	Depositor
Resolution (Å)	79.24 – 3.00 79.24 – 2.76	Depositor EDS
% Data completeness (in resolution range)	97.2 (79.24-3.00) 95.0 (79.24-2.76)	Depositor EDS
R_{merge}	(Not available)	Depositor
R_{sym}	0.10	Depositor
$\langle I/\sigma(I) \rangle$ ¹	1.19 (at 2.77Å)	Xtrriage
Refinement program	CNS 1.1	Depositor
R, R_{free}	0.255 , 0.261 0.250 , 0.257	Depositor DCC
R_{free} test set	8700 reflections (7.99%)	wwPDB-VP
Wilson B-factor (Å ²)	40.7	Xtrriage
Anisotropy	0.266	Xtrriage
Bulk solvent k_{sol} (e/Å ³), B_{sol} (Å ²)	0.38 , 55.1	EDS
L-test for twinning ²	$\langle L \rangle = 0.49$, $\langle L^2 \rangle = 0.32$	Xtrriage
Estimated twinning fraction	No twinning to report.	Xtrriage
F_o, F_c correlation	0.87	EDS
Total number of atoms	31476	wwPDB-VP
Average B, all atoms (Å ²)	35.0	wwPDB-VP

Xtrriage's analysis on translational NCS is as follows: *The largest off-origin peak in the Patterson function is 3.29% of the height of the origin peak. No significant pseudotranslation is detected.*

¹Intensities estimated from amplitudes.

²Theoretical values of $\langle |L| \rangle$, $\langle L^2 \rangle$ for acentric reflections are 0.5, 0.333 respectively for untwinned datasets, and 0.375, 0.2 for perfectly twinned datasets.

5 Model quality

5.1 Standard geometry

The Z score for a bond length (or angle) is the number of standard deviations the observed value is removed from the expected value. A bond length (or angle) with $|Z| > 5$ is considered an outlier worth inspection. RMSZ is the root-mean-square of all Z scores of the bond lengths (or angles).

Mol	Chain	Bond lengths		Bond angles	
		RMSZ	# Z >5	RMSZ	# Z >5
1	A	0.40	0/2672	0.66	0/3623
1	B	0.40	0/2672	0.66	0/3623
1	C	0.40	0/2672	0.66	0/3623
1	D	0.40	0/2672	0.66	0/3623
1	E	0.40	0/2672	0.66	0/3623
1	F	0.40	0/2672	0.66	0/3623
1	G	0.40	0/2672	0.66	0/3623
1	H	0.40	0/2672	0.66	0/3623
1	I	0.40	0/2672	0.66	0/3623
1	J	0.40	0/2672	0.66	0/3623
1	K	0.40	0/2672	0.66	0/3623
1	L	0.40	0/2672	0.66	0/3623
All	All	0.40	0/32064	0.66	0/43476

Chiral center outliers are detected by calculating the chiral volume of a chiral center and verifying if the center is modelled as a planar moiety or with the opposite hand. A planarity outlier is detected by checking planarity of atoms in a peptide group, atoms in a mainchain group or atoms of a sidechain that are expected to be planar.

Mol	Chain	#Chirality outliers	#Planarity outliers
1	A	0	1
1	B	0	1
1	C	0	1
1	D	0	1
1	E	0	1
1	F	0	1
1	G	0	1
1	H	0	1
1	I	0	1
1	J	0	1
1	K	0	1
1	L	0	1
All	All	0	12

There are no bond length outliers.

There are no bond angle outliers.

There are no chirality outliers.

All (12) planarity outliers are listed below:

Mol	Chain	Res	Type	Group
1	A	214	TYR	Sidechain
1	B	214	TYR	Sidechain
1	C	214	TYR	Sidechain
1	D	214	TYR	Sidechain
1	E	214	TYR	Sidechain
1	F	214	TYR	Sidechain
1	G	214	TYR	Sidechain
1	H	214	TYR	Sidechain
1	I	214	TYR	Sidechain
1	J	214	TYR	Sidechain
1	K	214	TYR	Sidechain
1	L	214	TYR	Sidechain

5.2 Too-close contacts [i](#)

In the following table, the Non-H and H(model) columns list the number of non-hydrogen atoms and hydrogen atoms in the chain respectively. The H(added) column lists the number of hydrogen atoms added and optimized by MolProbity. The Clashes column lists the number of clashes within the asymmetric unit, whereas Symm-Clashes lists symmetry-related clashes.

Mol	Chain	Non-H	H(model)	H(added)	Clashes	Symm-Clashes
1	A	2623	0	2638	146	0
1	B	2623	0	2638	131	2
1	C	2623	0	2638	127	3
1	D	2623	0	2638	123	2
1	E	2623	0	2638	129	3
1	F	2623	0	2638	144	0
1	G	2623	0	2638	128	5
1	H	2623	0	2638	145	0
1	I	2623	0	2638	142	4
1	J	2623	0	2638	145	0
1	K	2623	0	2638	143	3
1	L	2623	0	2638	136	0
All	All	31476	0	31656	1474	11

The all-atom clashscore is defined as the number of clashes found per 1000 atoms (including hydrogen atoms). The all-atom clashscore for this structure is 23.

All (1474) close contacts within the same asymmetric unit are listed below, sorted by their clash magnitude.

Atom-1	Atom-2	Interatomic distance (Å)	Clash overlap (Å)
1:A:315:ARG:CG	1:H:291:PRO:HG3	1.32	1.58
1:F:238:HIS:HB3	1:J:243:LYS:CE	1.48	1.44
1:F:238:HIS:CB	1:J:243:LYS:NZ	1.80	1.43
1:F:238:HIS:CB	1:J:243:LYS:HZ3	1.30	1.43
1:A:315:ARG:HG2	1:H:291:PRO:CG	1.53	1.39
1:F:238:HIS:CA	1:J:243:LYS:HZ3	1.37	1.38
1:A:317:GLN:NE2	1:H:291:PRO:O	1.63	1.31
1:A:315:ARG:CD	1:H:291:PRO:HG3	1.61	1.27
1:F:238:HIS:HB3	1:J:243:LYS:NZ	1.38	1.26
1:F:238:HIS:CB	1:J:243:LYS:CE	2.14	1.22
1:F:238:HIS:CA	1:J:243:LYS:NZ	2.00	1.19
1:F:239:ALA:HA	1:J:243:LYS:HG2	1.36	1.08
1:A:315:ARG:HD3	1:H:291:PRO:CG	1.85	1.07
1:I:3:HIS:CD2	1:L:201:ARG:HH12	1.73	1.06
1:F:238:HIS:HA	1:J:243:LYS:HZ3	1.19	1.05
1:A:315:ARG:CG	1:H:291:PRO:CG	2.18	0.99
1:F:238:HIS:HB3	1:J:243:LYS:HE3	1.40	0.98
1:C:153:LYS:HD2	1:C:158:THR:HG21	1.46	0.97
1:J:153:LYS:HD2	1:J:158:THR:HG21	1.46	0.97
1:B:153:LYS:HD2	1:B:158:THR:HG21	1.46	0.97
1:F:238:HIS:CG	1:J:243:LYS:HZ3	1.83	0.96
1:H:153:LYS:HD2	1:H:158:THR:HG21	1.46	0.96
1:A:315:ARG:CD	1:H:291:PRO:CG	2.34	0.96
1:I:156:GLU:OE2	1:K:156:GLU:CG	2.14	0.96
1:D:153:LYS:HD2	1:D:158:THR:HG21	1.46	0.95
1:E:153:LYS:HD2	1:E:158:THR:HG21	1.46	0.95
1:I:153:LYS:HD2	1:I:158:THR:HG21	1.46	0.95
1:F:153:LYS:HD2	1:F:158:THR:HG21	1.46	0.95
1:G:153:LYS:HD2	1:G:158:THR:HG21	1.46	0.95
1:I:156:GLU:CG	1:K:156:GLU:OE2	2.15	0.94
1:L:153:LYS:HD2	1:L:158:THR:HG21	1.46	0.94
1:A:153:LYS:HD2	1:A:158:THR:HG21	1.46	0.94
1:J:107:ILE:HD12	1:J:107:ILE:H	1.32	0.94
1:K:153:LYS:HD2	1:K:158:THR:HG21	1.46	0.94
1:H:107:ILE:HD12	1:H:107:ILE:H	1.32	0.94
1:K:107:ILE:HD12	1:K:107:ILE:H	1.32	0.93
1:F:238:HIS:CA	1:J:243:LYS:CE	2.25	0.93
1:D:107:ILE:H	1:D:107:ILE:HD12	1.32	0.93
1:E:107:ILE:HD12	1:E:107:ILE:H	1.32	0.93
1:A:107:ILE:HD12	1:A:107:ILE:H	1.32	0.93

Continued on next page...

Continued from previous page...

Atom-1	Atom-2	Interatomic distance (Å)	Clash overlap (Å)
1:F:107:ILE:HD12	1:F:107:ILE:H	1.32	0.92
1:L:107:ILE:HD12	1:L:107:ILE:H	1.32	0.92
1:B:107:ILE:H	1:B:107:ILE:HD12	1.32	0.91
1:G:107:ILE:H	1:G:107:ILE:HD12	1.32	0.91
1:I:107:ILE:H	1:I:107:ILE:HD12	1.32	0.91
1:A:317:GLN:CD	1:H:291:PRO:O	2.08	0.91
1:C:107:ILE:HD12	1:C:107:ILE:H	1.32	0.91
1:I:156:GLU:OE2	1:K:156:GLU:HG3	1.71	0.90
1:I:201:ARG:HH12	1:L:3:HIS:CD2	1.91	0.89
1:H:234:VAL:HG13	1:H:253:THR:HA	1.55	0.88
1:J:234:VAL:HG13	1:J:253:THR:HA	1.55	0.88
1:A:229:LEU:HG	1:A:231:PRO:HD3	1.56	0.88
1:J:229:LEU:HG	1:J:231:PRO:HD3	1.56	0.88
1:D:229:LEU:HG	1:D:231:PRO:HD3	1.56	0.88
1:E:234:VAL:HG13	1:E:253:THR:HA	1.55	0.88
1:H:229:LEU:HG	1:H:231:PRO:HD3	1.56	0.88
1:K:234:VAL:HG13	1:K:253:THR:HA	1.55	0.88
1:C:234:VAL:HG13	1:C:253:THR:HA	1.55	0.88
1:A:315:ARG:HG2	1:H:291:PRO:HG3	0.88	0.88
1:B:234:VAL:HG13	1:B:253:THR:HA	1.55	0.87
1:A:315:ARG:HG2	1:H:291:PRO:CB	2.05	0.87
1:C:229:LEU:HG	1:C:231:PRO:HD3	1.56	0.87
1:E:229:LEU:HG	1:E:231:PRO:HD3	1.56	0.87
1:K:229:LEU:HG	1:K:231:PRO:HD3	1.56	0.87
1:I:156:GLU:HG3	1:K:156:GLU:OE2	1.74	0.87
1:B:229:LEU:HG	1:B:231:PRO:HD3	1.55	0.87
1:D:234:VAL:HG13	1:D:253:THR:HA	1.55	0.86
1:A:234:VAL:HG13	1:A:253:THR:HA	1.55	0.86
1:F:238:HIS:CG	1:J:243:LYS:NZ	2.41	0.86
1:G:229:LEU:HG	1:G:231:PRO:HD3	1.56	0.86
1:I:229:LEU:HG	1:I:231:PRO:HD3	1.56	0.86
1:I:234:VAL:HG13	1:I:253:THR:HA	1.55	0.86
1:G:234:VAL:HG13	1:G:253:THR:HA	1.55	0.86
1:F:234:VAL:HG13	1:F:253:THR:HA	1.55	0.86
1:F:238:HIS:HA	1:J:243:LYS:NZ	1.80	0.86
1:L:234:VAL:HG13	1:L:253:THR:HA	1.55	0.86
1:F:229:LEU:HG	1:F:231:PRO:HD3	1.56	0.86
1:L:229:LEU:HG	1:L:231:PRO:HD3	1.56	0.85
1:F:67:ASP:OD2	1:F:69:ARG:HG2	1.78	0.84
1:L:67:ASP:OD2	1:L:69:ARG:HG2	1.78	0.84
1:H:67:ASP:OD2	1:H:69:ARG:HG2	1.78	0.84

Continued on next page...

Continued from previous page...

Atom-1	Atom-2	Interatomic distance (Å)	Clash overlap (Å)
1:C:67:ASP:OD2	1:C:69:ARG:HG2	1.78	0.83
1:J:67:ASP:OD2	1:J:69:ARG:HG2	1.78	0.83
1:K:67:ASP:OD2	1:K:69:ARG:HG2	1.78	0.83
1:B:67:ASP:OD2	1:B:69:ARG:HG2	1.78	0.83
1:D:67:ASP:OD2	1:D:69:ARG:HG2	1.78	0.83
1:E:67:ASP:OD2	1:E:69:ARG:HG2	1.78	0.82
1:G:67:ASP:OD2	1:G:69:ARG:HG2	1.78	0.82
1:I:3:HIS:HD2	1:L:201:ARG:HH12	1.20	0.82
1:I:67:ASP:OD2	1:I:69:ARG:HG2	1.78	0.82
1:A:67:ASP:OD2	1:A:69:ARG:HG2	1.78	0.82
1:E:4:SER:HB3	1:H:204:TYR:CD1	2.15	0.81
1:C:166:GLU:O	1:C:167:ASN:HB2	1.82	0.80
1:B:166:GLU:O	1:B:167:ASN:HB2	1.82	0.80
1:G:107:ILE:HD12	1:G:107:ILE:N	1.97	0.80
1:H:107:ILE:HD12	1:H:107:ILE:N	1.97	0.80
1:H:166:GLU:O	1:H:167:ASN:HB2	1.82	0.80
1:I:107:ILE:HD12	1:I:107:ILE:N	1.97	0.80
1:J:107:ILE:HD12	1:J:107:ILE:N	1.97	0.80
1:F:201:ARG:HH12	1:G:3:HIS:CD2	2.00	0.79
1:F:238:HIS:HB3	1:J:243:LYS:HZ1	1.43	0.79
1:J:166:GLU:O	1:J:167:ASN:HB2	1.82	0.79
1:A:107:ILE:HD12	1:A:107:ILE:N	1.97	0.78
1:D:166:GLU:O	1:D:167:ASN:HB2	1.82	0.78
1:E:107:ILE:HD12	1:E:107:ILE:N	1.97	0.78
1:E:166:GLU:O	1:E:167:ASN:HB2	1.82	0.78
1:G:166:GLU:O	1:G:167:ASN:HB2	1.82	0.78
1:H:155:SER:OG	1:H:158:THR:HG23	1.84	0.78
1:I:166:GLU:O	1:I:167:ASN:HB2	1.82	0.78
1:A:166:GLU:O	1:A:167:ASN:HB2	1.82	0.78
1:B:107:ILE:HD12	1:B:107:ILE:N	1.97	0.78
1:D:107:ILE:HD12	1:D:107:ILE:N	1.97	0.78
1:J:155:SER:OG	1:J:158:THR:HG23	1.84	0.78
1:K:107:ILE:HD12	1:K:107:ILE:N	1.97	0.78
1:A:5:TYR:OH	1:B:157:ARG:HD3	1.83	0.78
1:K:166:GLU:O	1:K:167:ASN:HB2	1.82	0.78
1:C:107:ILE:HD12	1:C:107:ILE:N	1.97	0.78
1:K:155:SER:OG	1:K:158:THR:HG23	1.84	0.77
1:C:155:SER:OG	1:C:158:THR:HG23	1.84	0.77
1:E:155:SER:OG	1:E:158:THR:HG23	1.84	0.77
1:L:166:GLU:O	1:L:167:ASN:HB2	1.82	0.77
1:I:155:SER:OG	1:I:158:THR:HG23	1.84	0.77

Continued on next page...

Continued from previous page...

Atom-1	Atom-2	Interatomic distance (Å)	Clash overlap (Å)
1:B:155:SER:OG	1:B:158:THR:HG23	1.84	0.77
1:F:107:ILE:HD12	1:F:107:ILE:N	1.97	0.77
1:F:155:SER:OG	1:F:158:THR:HG23	1.84	0.77
1:F:166:GLU:O	1:F:167:ASN:HB2	1.82	0.77
1:G:155:SER:OG	1:G:158:THR:HG23	1.84	0.77
1:D:155:SER:OG	1:D:158:THR:HG23	1.84	0.77
1:L:155:SER:OG	1:L:158:THR:HG23	1.84	0.77
1:A:155:SER:OG	1:A:158:THR:HG23	1.84	0.76
1:H:158:THR:O	1:H:160:SER:N	2.20	0.75
1:J:158:THR:O	1:J:160:SER:N	2.20	0.75
1:D:158:THR:O	1:D:160:SER:N	2.20	0.75
1:G:5:TYR:OH	1:H:157:ARG:HD3	1.85	0.75
1:A:158:THR:O	1:A:160:SER:N	2.20	0.75
1:L:107:ILE:HD12	1:L:107:ILE:N	1.97	0.75
1:G:167:ASN:H	1:G:170:VAL:HG23	1.52	0.75
1:H:167:ASN:H	1:H:170:VAL:HG23	1.52	0.75
1:I:167:ASN:H	1:I:170:VAL:HG23	1.52	0.75
1:A:167:ASN:H	1:A:170:VAL:HG23	1.52	0.74
1:J:167:ASN:H	1:J:170:VAL:HG23	1.52	0.74
1:K:158:THR:O	1:K:160:SER:N	2.20	0.74
1:I:158:THR:O	1:I:160:SER:N	2.20	0.74
1:F:158:THR:O	1:F:160:SER:N	2.20	0.74
1:F:167:ASN:H	1:F:170:VAL:HG23	1.52	0.74
1:G:158:THR:O	1:G:160:SER:N	2.20	0.74
1:L:167:ASN:H	1:L:170:VAL:HG23	1.52	0.74
1:E:158:THR:O	1:E:160:SER:N	2.20	0.74
1:L:158:THR:O	1:L:160:SER:N	2.20	0.74
1:B:61:GLN:HE21	1:B:88:ASP:HB2	1.53	0.74
1:C:61:GLN:HE21	1:C:88:ASP:HB2	1.53	0.74
1:D:167:ASN:H	1:D:170:VAL:HG23	1.53	0.74
1:B:158:THR:O	1:B:160:SER:N	2.20	0.74
1:C:158:THR:O	1:C:160:SER:N	2.20	0.74
1:F:61:GLN:HE21	1:F:88:ASP:HB2	1.53	0.74
1:H:61:GLN:HE21	1:H:88:ASP:HB2	1.53	0.73
1:L:61:GLN:HE21	1:L:88:ASP:HB2	1.53	0.73
1:E:61:GLN:HE21	1:E:88:ASP:HB2	1.53	0.73
1:K:167:ASN:H	1:K:170:VAL:HG23	1.52	0.73
1:E:167:ASN:H	1:E:170:VAL:HG23	1.53	0.73
1:E:61:GLN:HE22	1:E:89:ASP:H	1.37	0.73
1:K:61:GLN:HE22	1:K:89:ASP:H	1.37	0.73
1:K:61:GLN:HE21	1:K:88:ASP:HB2	1.53	0.73

Continued on next page...

Continued from previous page...

Atom-1	Atom-2	Interatomic distance (Å)	Clash overlap (Å)
1:J:61:GLN:HE21	1:J:88:ASP:HB2	1.53	0.73
1:J:61:GLN:HE22	1:J:89:ASP:H	1.37	0.73
1:A:61:GLN:HE21	1:A:88:ASP:HB2	1.53	0.73
1:C:167:ASN:H	1:C:170:VAL:HG23	1.52	0.73
1:B:167:ASN:H	1:B:170:VAL:HG23	1.52	0.73
1:J:263:PRO:HG2	1:K:296:TRP:CH2	2.24	0.73
1:H:61:GLN:HE22	1:H:89:ASP:H	1.37	0.72
1:A:61:GLN:HE22	1:A:89:ASP:H	1.37	0.72
1:D:61:GLN:HE22	1:D:89:ASP:H	1.37	0.72
1:I:61:GLN:HE21	1:I:88:ASP:HB2	1.53	0.72
1:G:61:GLN:HE21	1:G:88:ASP:HB2	1.53	0.71
1:D:61:GLN:HE21	1:D:88:ASP:HB2	1.53	0.71
1:I:61:GLN:HE22	1:I:89:ASP:H	1.37	0.71
1:A:340:GLN:HB2	1:A:342:LYS:HG2	1.73	0.71
1:G:61:GLN:HE22	1:G:89:ASP:H	1.37	0.71
1:L:201:ARG:HG3	1:L:201:ARG:HH11	1.56	0.71
1:D:340:GLN:HB2	1:D:342:LYS:HG2	1.73	0.71
1:G:19:ILE:HD13	1:G:144:ASP:HB3	1.73	0.71
1:F:201:ARG:HH11	1:F:201:ARG:HG3	1.56	0.71
1:H:201:ARG:HG3	1:H:201:ARG:HH11	1.56	0.71
1:I:19:ILE:HD13	1:I:144:ASP:HB3	1.73	0.71
1:B:340:GLN:HB2	1:B:342:LYS:HG2	1.73	0.71
1:F:61:GLN:HE22	1:F:89:ASP:H	1.37	0.71
1:J:201:ARG:HG3	1:J:201:ARG:HH11	1.56	0.71
1:K:201:ARG:HH11	1:K:201:ARG:HG3	1.56	0.71
1:K:340:GLN:HB2	1:K:342:LYS:HG2	1.73	0.71
1:L:61:GLN:HE22	1:L:89:ASP:H	1.37	0.71
1:E:201:ARG:HG3	1:E:201:ARG:HH11	1.56	0.71
1:E:340:GLN:HB2	1:E:342:LYS:HG2	1.73	0.71
1:F:19:ILE:HD13	1:F:144:ASP:HB3	1.73	0.71
1:L:19:ILE:HD13	1:L:144:ASP:HB3	1.73	0.71
1:E:296:TRP:CH2	1:H:263:PRO:HG2	2.26	0.71
1:J:19:ILE:HD13	1:J:144:ASP:HB3	1.73	0.71
1:C:61:GLN:HE22	1:C:89:ASP:H	1.37	0.70
1:H:19:ILE:HD13	1:H:144:ASP:HB3	1.73	0.70
1:L:340:GLN:HB2	1:L:342:LYS:HG2	1.72	0.70
1:F:201:ARG:HH12	1:G:3:HIS:HD2	1.38	0.70
1:F:340:GLN:HB2	1:F:342:LYS:HG2	1.73	0.70
1:H:340:GLN:HB2	1:H:342:LYS:HG2	1.73	0.70
1:J:340:GLN:HB2	1:J:342:LYS:HG2	1.73	0.70
1:A:3:HIS:N	1:B:157:ARG:NH2	2.39	0.70

Continued on next page...

Continued from previous page...

Atom-1	Atom-2	Interatomic distance (Å)	Clash overlap (Å)
1:B:61:GLN:HE22	1:B:89:ASP:H	1.37	0.70
1:C:340:GLN:HB2	1:C:342:LYS:HG2	1.73	0.70
1:A:19:ILE:HD13	1:A:144:ASP:HB3	1.73	0.70
1:K:19:ILE:HD13	1:K:144:ASP:HB3	1.73	0.70
1:E:19:ILE:HD13	1:E:144:ASP:HB3	1.73	0.70
1:G:340:GLN:HB2	1:G:342:LYS:HG2	1.73	0.70
1:B:201:ARG:HG3	1:B:201:ARG:HH11	1.56	0.70
1:G:201:ARG:HG3	1:G:201:ARG:HH11	1.56	0.70
1:E:234:VAL:CG1	1:E:253:THR:HA	2.22	0.70
1:B:19:ILE:HD13	1:B:144:ASP:HB3	1.73	0.69
1:C:19:ILE:HD13	1:C:144:ASP:HB3	1.73	0.69
1:I:201:ARG:HG3	1:I:201:ARG:HH11	1.56	0.69
1:I:340:GLN:HB2	1:I:342:LYS:HG2	1.73	0.69
1:K:234:VAL:CG1	1:K:253:THR:HA	2.22	0.69
1:I:3:HIS:CD2	1:L:201:ARG:NH1	2.55	0.69
1:B:61:GLN:NE2	1:B:89:ASP:H	1.91	0.69
1:C:201:ARG:HG3	1:C:201:ARG:HH11	1.56	0.69
1:C:61:GLN:NE2	1:C:89:ASP:H	1.91	0.69
1:A:201:ARG:HH11	1:A:201:ARG:HG3	1.56	0.69
1:D:201:ARG:HG3	1:D:201:ARG:HH11	1.56	0.69
1:D:19:ILE:HD13	1:D:144:ASP:HB3	1.73	0.69
1:B:4:SER:HB3	1:C:204:TYR:CD1	2.27	0.69
1:D:234:VAL:CG1	1:D:253:THR:HA	2.22	0.69
1:I:61:GLN:NE2	1:I:89:ASP:H	1.90	0.69
1:G:61:GLN:NE2	1:G:89:ASP:H	1.91	0.69
1:H:234:VAL:CG1	1:H:253:THR:HA	2.22	0.69
1:A:61:GLN:NE2	1:A:89:ASP:H	1.91	0.68
1:A:113:VAL:HG22	1:A:123:THR:HB	1.76	0.68
1:B:52:THR:HG22	1:B:54:GLU:H	1.59	0.68
1:I:234:VAL:CG1	1:I:253:THR:HA	2.22	0.68
1:G:234:VAL:CG1	1:G:253:THR:HA	2.22	0.68
1:H:111:LYS:HG3	1:H:127:GLY:HA2	1.75	0.68
1:J:111:LYS:HG3	1:J:127:GLY:HA2	1.75	0.68
1:J:234:VAL:CG1	1:J:253:THR:HA	2.22	0.68
1:A:234:VAL:CG1	1:A:253:THR:HA	2.22	0.68
1:C:52:THR:HG22	1:C:54:GLU:H	1.59	0.68
1:D:113:VAL:HG22	1:D:123:THR:HB	1.76	0.68
1:H:61:GLN:NE2	1:H:89:ASP:H	1.91	0.68
1:A:52:THR:HG22	1:A:54:GLU:H	1.59	0.68
1:D:52:THR:HG22	1:D:54:GLU:H	1.59	0.68
1:K:61:GLN:NE2	1:K:89:ASP:H	1.90	0.68

Continued on next page...

Continued from previous page...

Atom-1	Atom-2	Interatomic distance (Å)	Clash overlap (Å)
1:B:191:ILE:H	1:B:232:ASN:HD22	1.42	0.68
1:C:113:VAL:HG22	1:C:123:THR:HB	1.75	0.68
1:C:234:VAL:CG1	1:C:253:THR:HA	2.22	0.68
1:D:111:LYS:HG3	1:D:127:GLY:HA2	1.75	0.68
1:E:191:ILE:H	1:E:232:ASN:ND2	1.92	0.68
1:F:234:VAL:CG1	1:F:253:THR:HA	2.22	0.68
1:J:61:GLN:NE2	1:J:89:ASP:H	1.91	0.68
1:L:234:VAL:CG1	1:L:253:THR:HA	2.22	0.68
1:K:191:ILE:H	1:K:232:ASN:ND2	1.92	0.68
1:E:61:GLN:NE2	1:E:89:ASP:H	1.90	0.68
1:F:52:THR:HG22	1:F:54:GLU:H	1.58	0.68
1:F:61:GLN:NE2	1:F:89:ASP:H	1.90	0.68
1:L:61:GLN:NE2	1:L:89:ASP:H	1.91	0.68
1:B:111:LYS:HG3	1:B:127:GLY:HA2	1.75	0.67
1:C:191:ILE:H	1:C:232:ASN:HD22	1.41	0.67
1:D:61:GLN:NE2	1:D:89:ASP:H	1.90	0.67
1:J:191:ILE:H	1:J:232:ASN:ND2	1.92	0.67
1:A:111:LYS:HG3	1:A:127:GLY:HA2	1.75	0.67
1:B:113:VAL:HG22	1:B:123:THR:HB	1.76	0.67
1:C:111:LYS:HG3	1:C:127:GLY:HA2	1.75	0.67
1:H:191:ILE:H	1:H:232:ASN:ND2	1.92	0.67
1:B:191:ILE:H	1:B:232:ASN:ND2	1.92	0.67
1:L:52:THR:HG22	1:L:54:GLU:H	1.59	0.67
1:A:191:ILE:H	1:A:232:ASN:ND2	1.92	0.67
1:F:3:HIS:CD2	1:G:201:ARG:HH12	2.13	0.67
1:C:191:ILE:H	1:C:232:ASN:ND2	1.92	0.67
1:H:113:VAL:HG22	1:H:123:THR:HB	1.76	0.67
1:I:113:VAL:HG22	1:I:123:THR:HB	1.76	0.67
1:I:191:ILE:H	1:I:232:ASN:HD22	1.41	0.67
1:J:113:VAL:HG22	1:J:123:THR:HB	1.76	0.67
1:F:191:ILE:H	1:F:232:ASN:ND2	1.92	0.67
1:L:111:LYS:HG3	1:L:127:GLY:HA2	1.75	0.67
1:L:191:ILE:H	1:L:232:ASN:ND2	1.92	0.67
1:D:330:LYS:O	1:D:334:VAL:HG12	1.95	0.67
1:G:191:ILE:H	1:G:232:ASN:HD22	1.41	0.67
1:I:111:LYS:HG3	1:I:127:GLY:HA2	1.75	0.67
1:K:113:VAL:HG22	1:K:123:THR:HB	1.76	0.67
1:A:330:LYS:O	1:A:334:VAL:HG12	1.95	0.67
1:B:234:VAL:CG1	1:B:253:THR:HA	2.22	0.67
1:D:191:ILE:H	1:D:232:ASN:ND2	1.92	0.67
1:G:111:LYS:HG3	1:G:127:GLY:HA2	1.75	0.67

Continued on next page...

Continued from previous page...

Atom-1	Atom-2	Interatomic distance (Å)	Clash overlap (Å)
1:F:111:LYS:HG3	1:F:127:GLY:HA2	1.75	0.67
1:F:113:VAL:HG22	1:F:123:THR:HB	1.76	0.67
1:G:52:THR:HG22	1:G:54:GLU:H	1.59	0.67
1:G:113:VAL:HG22	1:G:123:THR:HB	1.76	0.67
1:J:52:THR:HG22	1:J:54:GLU:H	1.59	0.67
1:D:191:ILE:H	1:D:232:ASN:HD22	1.41	0.67
1:E:330:LYS:O	1:E:334:VAL:HG12	1.95	0.66
1:I:52:THR:HG22	1:I:54:GLU:H	1.59	0.66
1:G:191:ILE:H	1:G:232:ASN:ND2	1.92	0.66
1:H:52:THR:HG22	1:H:54:GLU:H	1.59	0.66
1:I:156:GLU:HG2	1:K:156:GLU:OE2	1.93	0.66
1:J:204:TYR:CD1	1:K:4:SER:HB3	2.29	0.66
1:L:113:VAL:HG22	1:L:123:THR:HB	1.76	0.66
1:E:113:VAL:HG22	1:E:123:THR:HB	1.75	0.66
1:A:191:ILE:H	1:A:232:ASN:HD22	1.42	0.66
1:F:330:LYS:O	1:F:334:VAL:HG12	1.95	0.66
1:I:191:ILE:H	1:I:232:ASN:ND2	1.92	0.66
1:K:330:LYS:O	1:K:334:VAL:HG12	1.95	0.66
1:L:330:LYS:O	1:L:334:VAL:HG12	1.95	0.66
1:E:111:LYS:HG3	1:E:127:GLY:HA2	1.75	0.66
1:E:191:ILE:H	1:E:232:ASN:HD22	1.42	0.66
1:E:204:TYR:CG	1:H:4:SER:HB3	2.31	0.66
1:H:191:ILE:H	1:H:232:ASN:HD22	1.42	0.66
1:K:111:LYS:HG3	1:K:127:GLY:HA2	1.75	0.66
1:B:330:LYS:O	1:B:334:VAL:HG12	1.95	0.66
1:C:158:THR:OG1	1:C:159:PRO:HD3	1.96	0.66
1:K:191:ILE:H	1:K:232:ASN:HD22	1.42	0.66
1:F:191:ILE:H	1:F:232:ASN:HD22	1.42	0.66
1:G:129:ASP:OD1	1:H:126:GLN:HB2	1.96	0.66
1:G:158:THR:OG1	1:G:159:PRO:HD3	1.96	0.66
1:G:330:LYS:O	1:G:334:VAL:HG12	1.95	0.66
1:A:317:GLN:HG2	1:H:291:PRO:HA	1.78	0.66
1:B:158:THR:OG1	1:B:159:PRO:HD3	1.96	0.66
1:I:158:THR:OG1	1:I:159:PRO:HD3	1.96	0.66
1:J:191:ILE:H	1:J:232:ASN:HD22	1.42	0.66
1:I:330:LYS:O	1:I:334:VAL:HG12	1.95	0.66
1:K:52:THR:HG22	1:K:54:GLU:H	1.59	0.66
1:E:52:THR:HG22	1:E:54:GLU:H	1.59	0.65
1:L:191:ILE:H	1:L:232:ASN:HD22	1.42	0.65
1:H:158:THR:OG1	1:H:159:PRO:HD3	1.96	0.65
1:A:158:THR:OG1	1:A:159:PRO:HD3	1.96	0.65

Continued on next page...

Continued from previous page...

Atom-1	Atom-2	Interatomic distance (Å)	Clash overlap (Å)
1:F:158:THR:OG1	1:F:159:PRO:HD3	1.96	0.65
1:J:330:LYS:O	1:J:334:VAL:HG12	1.95	0.65
1:C:330:LYS:O	1:C:334:VAL:HG12	1.95	0.65
1:J:158:THR:OG1	1:J:159:PRO:HD3	1.96	0.65
1:E:158:THR:OG1	1:E:159:PRO:HD3	1.96	0.65
1:H:330:LYS:O	1:H:334:VAL:HG12	1.95	0.65
1:L:158:THR:OG1	1:L:159:PRO:HD3	1.96	0.65
1:K:158:THR:OG1	1:K:159:PRO:HD3	1.96	0.65
1:J:3:HIS:CD2	1:K:201:ARG:HH12	2.14	0.65
1:A:315:ARG:HD3	1:H:291:PRO:CD	2.26	0.64
1:F:98:ILE:HG23	1:F:103:ILE:HB	1.80	0.64
1:K:98:ILE:HG23	1:K:103:ILE:HB	1.79	0.64
1:L:98:ILE:HG23	1:L:103:ILE:HB	1.80	0.64
1:D:158:THR:OG1	1:D:159:PRO:HD3	1.96	0.64
1:E:98:ILE:HG23	1:E:103:ILE:HB	1.80	0.64
1:B:98:ILE:HG23	1:B:103:ILE:HB	1.80	0.64
1:I:156:GLU:CD	1:K:156:GLU:CD	2.55	0.64
1:E:263:PRO:CG	1:H:295:PRO:HG2	2.28	0.64
1:G:98:ILE:HG23	1:G:103:ILE:HB	1.80	0.64
1:A:263:PRO:HG2	1:D:296:TRP:CH2	2.32	0.64
1:C:129:ASP:HB2	1:D:129:ASP:OD2	1.98	0.64
1:I:98:ILE:HG23	1:I:103:ILE:HB	1.80	0.64
1:E:29:GLY:HA3	1:E:300:PHE:CZ	2.33	0.64
1:K:29:GLY:HA3	1:K:300:PHE:CZ	2.33	0.64
1:C:98:ILE:HG23	1:C:103:ILE:HB	1.79	0.64
1:E:147:LYS:HE3	1:E:188:GLU:OE1	1.98	0.64
1:J:4:SER:HB3	1:K:204:TYR:CG	2.34	0.63
1:J:98:ILE:HG23	1:J:103:ILE:HB	1.80	0.63
1:K:147:LYS:HE3	1:K:188:GLU:OE1	1.98	0.63
1:D:98:ILE:HG23	1:D:103:ILE:HB	1.79	0.63
1:F:147:LYS:HE3	1:F:188:GLU:OE1	1.98	0.63
1:A:98:ILE:HG23	1:A:103:ILE:HB	1.80	0.63
1:L:147:LYS:HE3	1:L:188:GLU:OE1	1.98	0.63
1:A:29:GLY:HA3	1:A:300:PHE:CZ	2.33	0.63
1:F:29:GLY:HA3	1:F:300:PHE:CZ	2.33	0.63
1:H:98:ILE:HG23	1:H:103:ILE:HB	1.80	0.63
1:D:29:GLY:HA3	1:D:300:PHE:CZ	2.33	0.63
1:G:29:GLY:HA3	1:G:300:PHE:CZ	2.33	0.63
1:I:29:GLY:HA3	1:I:300:PHE:CZ	2.33	0.63
1:L:29:GLY:HA3	1:L:300:PHE:CZ	2.33	0.63
1:I:156:GLU:OE2	1:K:156:GLU:HG2	1.96	0.63

Continued on next page...

Continued from previous page...

Atom-1	Atom-2	Interatomic distance (Å)	Clash overlap (Å)
1:G:294:ARG:HG2	1:G:298:LEU:HD11	1.81	0.63
1:I:294:ARG:HG2	1:I:298:LEU:HD11	1.81	0.63
1:B:204:TYR:CD1	1:C:4:SER:HB3	2.34	0.62
1:A:147:LYS:HE3	1:A:188:GLU:OE1	1.98	0.62
1:B:29:GLY:HA3	1:B:300:PHE:CZ	2.33	0.62
1:B:147:LYS:HE3	1:B:188:GLU:OE1	1.98	0.62
1:H:29:GLY:HA3	1:H:300:PHE:CZ	2.33	0.62
1:H:147:LYS:HE3	1:H:188:GLU:OE1	1.98	0.62
1:J:201:ARG:HH12	1:K:3:HIS:CD2	2.17	0.62
1:A:263:PRO:HB2	1:D:258:ARG:HB2	1.82	0.62
1:C:29:GLY:HA3	1:C:300:PHE:CZ	2.33	0.62
1:C:147:LYS:HE3	1:C:188:GLU:OE1	1.98	0.62
1:D:147:LYS:HE3	1:D:188:GLU:OE1	1.98	0.62
1:G:147:LYS:HE3	1:G:188:GLU:OE1	1.98	0.62
1:E:294:ARG:HG2	1:E:298:LEU:HD11	1.81	0.62
1:I:147:LYS:HE3	1:I:188:GLU:OE1	1.98	0.62
1:K:59:TYR:OH	1:K:307:GLN:HB2	2.00	0.62
1:B:59:TYR:OH	1:B:307:GLN:HB2	2.00	0.62
1:E:59:TYR:OH	1:E:307:GLN:HB2	2.00	0.62
1:I:3:HIS:NE2	1:L:201:ARG:NH2	2.48	0.62
1:J:29:GLY:HA3	1:J:300:PHE:CZ	2.33	0.62
1:J:147:LYS:HE3	1:J:188:GLU:OE1	1.98	0.62
1:F:294:ARG:HG2	1:F:298:LEU:HD11	1.81	0.62
1:K:294:ARG:HG2	1:K:298:LEU:HD11	1.81	0.62
1:I:52:THR:HG22	1:I:53:GLU:N	2.15	0.62
1:I:129:ASP:HB2	1:J:129:ASP:OD2	2.00	0.62
1:I:201:ARG:HH12	1:L:3:HIS:HD2	1.45	0.62
1:L:294:ARG:HG2	1:L:298:LEU:HD11	1.81	0.62
1:B:52:THR:HG22	1:B:53:GLU:N	2.15	0.62
1:C:52:THR:HG22	1:C:53:GLU:N	2.15	0.62
1:C:59:TYR:OH	1:C:307:GLN:HB2	2.00	0.62
1:G:52:THR:HG22	1:G:53:GLU:N	2.15	0.62
1:A:59:TYR:OH	1:A:307:GLN:HB2	2.00	0.61
1:I:156:GLU:CG	1:K:156:GLU:CD	2.68	0.61
1:C:294:ARG:HG2	1:C:298:LEU:HD11	1.81	0.61
1:J:59:TYR:OH	1:J:307:GLN:HB2	2.00	0.61
1:K:52:THR:HG22	1:K:53:GLU:N	2.15	0.61
1:D:52:THR:HG22	1:D:53:GLU:N	2.15	0.61
1:G:59:TYR:OH	1:G:307:GLN:HB2	2.00	0.61
1:H:59:TYR:OH	1:H:307:GLN:HB2	2.00	0.61
1:F:52:THR:HG22	1:F:53:GLU:N	2.15	0.61

Continued on next page...

Continued from previous page...

Atom-1	Atom-2	Interatomic distance (Å)	Clash overlap (Å)
1:J:294:ARG:HG2	1:J:298:LEU:HD11	1.81	0.61
1:L:52:THR:HG22	1:L:53:GLU:N	2.15	0.61
1:D:59:TYR:OH	1:D:307:GLN:HB2	2.00	0.61
1:I:59:TYR:OH	1:I:307:GLN:HB2	2.00	0.61
1:A:52:THR:HG22	1:A:53:GLU:N	2.15	0.61
1:E:52:THR:HG22	1:E:53:GLU:N	2.15	0.61
1:B:294:ARG:HG2	1:B:298:LEU:HD11	1.81	0.61
1:A:294:ARG:HG2	1:A:298:LEU:HD11	1.81	0.61
1:F:59:TYR:OH	1:F:307:GLN:HB2	2.00	0.61
1:J:3:HIS:HD2	1:K:201:ARG:HH12	1.49	0.61
1:L:59:TYR:OH	1:L:307:GLN:HB2	2.00	0.61
1:H:294:ARG:HG2	1:H:298:LEU:HD11	1.81	0.60
1:I:156:GLU:CD	1:K:156:GLU:CG	2.69	0.60
1:D:294:ARG:HG2	1:D:298:LEU:HD11	1.81	0.60
1:J:52:THR:HG22	1:J:53:GLU:N	2.15	0.60
1:B:25:ALA:O	1:B:28:LYS:HB2	2.02	0.60
1:C:25:ALA:O	1:C:28:LYS:HB2	2.02	0.60
1:H:25:ALA:O	1:H:28:LYS:HB2	2.02	0.60
1:H:52:THR:HG22	1:H:53:GLU:N	2.15	0.60
1:H:29:GLY:HA3	1:H:300:PHE:CE2	2.37	0.60
1:J:25:ALA:O	1:J:28:LYS:HB2	2.02	0.60
1:J:29:GLY:HA3	1:J:300:PHE:CE2	2.37	0.60
1:C:29:GLY:HA3	1:C:300:PHE:CE2	2.37	0.59
1:E:280:ALA:HB1	1:E:302:TYR:CE1	2.37	0.59
1:A:29:GLY:HA3	1:A:300:PHE:CE2	2.37	0.59
1:K:25:ALA:O	1:K:28:LYS:HB2	2.02	0.59
1:K:280:ALA:HB1	1:K:302:TYR:CE1	2.37	0.59
1:E:25:ALA:O	1:E:28:LYS:HB2	2.02	0.59
1:B:201:ARG:HG3	1:B:201:ARG:NH1	2.17	0.59
1:F:29:GLY:HA3	1:F:300:PHE:CE2	2.37	0.59
1:B:29:GLY:HA3	1:B:300:PHE:CE2	2.37	0.59
1:C:280:ALA:HB1	1:C:302:TYR:CE1	2.37	0.59
1:D:29:GLY:HA3	1:D:300:PHE:CE2	2.37	0.59
1:D:280:ALA:HB1	1:D:302:TYR:CE1	2.37	0.59
1:E:29:GLY:HA3	1:E:300:PHE:CE2	2.37	0.59
1:F:25:ALA:O	1:F:28:LYS:HB2	2.02	0.59
1:G:29:GLY:HA3	1:G:300:PHE:CE2	2.37	0.59
1:J:201:ARG:HG3	1:J:201:ARG:NH1	2.17	0.59
1:A:250:ALA:HB1	1:A:287:ILE:HA	1.85	0.59
1:F:280:ALA:HB1	1:F:302:TYR:CE1	2.37	0.59
1:G:280:ALA:HB1	1:G:302:TYR:CE1	2.37	0.59

Continued on next page...

Continued from previous page...

Atom-1	Atom-2	Interatomic distance (Å)	Clash overlap (Å)
1:I:25:ALA:O	1:I:28:LYS:HB2	2.02	0.59
1:I:29:GLY:HA3	1:I:300:PHE:CE2	2.37	0.59
1:J:280:ALA:HB1	1:J:302:TYR:CE1	2.37	0.59
1:L:29:GLY:HA3	1:L:300:PHE:CE2	2.37	0.59
1:D:25:ALA:O	1:D:28:LYS:HB2	2.02	0.59
1:G:25:ALA:O	1:G:28:LYS:HB2	2.02	0.59
1:H:201:ARG:HG3	1:H:201:ARG:NH1	2.17	0.59
1:K:29:GLY:HA3	1:K:300:PHE:CE2	2.37	0.59
1:L:280:ALA:HB1	1:L:302:TYR:CE1	2.37	0.59
1:A:280:ALA:HB1	1:A:302:TYR:CE1	2.37	0.59
1:D:201:ARG:HG3	1:D:201:ARG:NH1	2.17	0.59
1:D:250:ALA:HB1	1:D:287:ILE:HA	1.85	0.59
1:H:250:ALA:HB1	1:H:287:ILE:HA	1.85	0.59
1:J:250:ALA:HB1	1:J:287:ILE:HA	1.85	0.59
1:B:280:ALA:HB1	1:B:302:TYR:CE1	2.37	0.58
1:I:250:ALA:HB1	1:I:287:ILE:HA	1.85	0.58
1:I:280:ALA:HB1	1:I:302:TYR:CE1	2.37	0.58
1:L:25:ALA:O	1:L:28:LYS:HB2	2.02	0.58
1:C:201:ARG:HG3	1:C:201:ARG:NH1	2.17	0.58
1:H:280:ALA:HB1	1:H:302:TYR:CE1	2.37	0.58
1:A:3:HIS:CD2	1:D:201:ARG:HH12	2.21	0.58
1:E:201:ARG:HG3	1:E:201:ARG:NH1	2.17	0.58
1:G:250:ALA:HB1	1:G:287:ILE:HA	1.85	0.58
1:A:25:ALA:O	1:A:28:LYS:HB2	2.02	0.58
1:F:238:HIS:CB	1:J:243:LYS:HZ1	2.02	0.58
1:A:129:ASP:OD1	1:B:126:GLN:HB2	2.03	0.58
1:F:238:HIS:CB	1:J:243:LYS:HE2	2.03	0.58
1:K:201:ARG:HG3	1:K:201:ARG:NH1	2.17	0.58
1:L:201:ARG:HG3	1:L:201:ARG:NH1	2.17	0.58
1:B:296:TRP:CH2	1:C:263:PRO:HG2	2.37	0.58
1:G:126:GLN:HB2	1:H:129:ASP:OD1	2.03	0.58
1:F:201:ARG:HG3	1:F:201:ARG:NH1	2.17	0.58
1:F:250:ALA:HB1	1:F:287:ILE:HA	1.85	0.58
1:G:303:GLY:O	1:G:307:GLN:HG2	2.03	0.58
1:H:303:GLY:O	1:H:307:GLN:HG2	2.03	0.58
1:I:303:GLY:O	1:I:307:GLN:HG2	2.03	0.58
1:B:250:ALA:HB1	1:B:287:ILE:HA	1.85	0.57
1:E:263:PRO:HG3	1:H:295:PRO:HG2	1.86	0.57
1:K:303:GLY:O	1:K:307:GLN:HG2	2.03	0.57
1:L:250:ALA:HB1	1:L:287:ILE:HA	1.85	0.57
1:C:250:ALA:HB1	1:C:287:ILE:HA	1.85	0.57

Continued on next page...

Continued from previous page...

Atom-1	Atom-2	Interatomic distance (Å)	Clash overlap (Å)
1:J:261:VAL:O	1:J:296:TRP:CZ3	2.58	0.57
1:A:261:VAL:O	1:A:296:TRP:CZ3	2.58	0.57
1:E:303:GLY:O	1:E:307:GLN:HG2	2.03	0.57
1:F:261:VAL:O	1:F:296:TRP:CZ3	2.58	0.57
1:H:261:VAL:O	1:H:296:TRP:CZ3	2.58	0.57
1:L:261:VAL:O	1:L:296:TRP:CZ3	2.58	0.57
1:C:303:GLY:O	1:C:307:GLN:HG2	2.03	0.57
1:J:296:TRP:CH2	1:K:263:PRO:HG2	2.39	0.57
1:J:303:GLY:O	1:J:307:GLN:HG2	2.03	0.57
1:E:261:VAL:O	1:E:296:TRP:CZ3	2.58	0.57
1:F:46:GLN:HE22	1:F:304:ARG:NH2	2.03	0.57
1:F:204:TYR:CG	1:G:4:SER:HB3	2.39	0.57
1:F:303:GLY:O	1:F:307:GLN:HG2	2.03	0.57
1:K:250:ALA:HB1	1:K:287:ILE:HA	1.85	0.57
1:L:46:GLN:HE22	1:L:304:ARG:NH2	2.03	0.57
1:L:303:GLY:O	1:L:307:GLN:HG2	2.03	0.57
1:A:303:GLY:O	1:A:307:GLN:HG2	2.03	0.57
1:B:261:VAL:O	1:B:296:TRP:CZ3	2.58	0.57
1:D:303:GLY:O	1:D:307:GLN:HG2	2.03	0.57
1:E:250:ALA:HB1	1:E:287:ILE:HA	1.85	0.57
1:G:149:ARG:NH1	1:G:190:GLU:OE1	2.38	0.57
1:B:303:GLY:O	1:B:307:GLN:HG2	2.03	0.57
1:C:261:VAL:O	1:C:296:TRP:CZ3	2.58	0.57
1:D:261:VAL:O	1:D:296:TRP:CZ3	2.58	0.57
1:F:155:SER:N	1:F:158:THR:OG1	2.38	0.57
1:I:149:ARG:NH1	1:I:190:GLU:OE1	2.38	0.57
1:I:261:VAL:O	1:I:296:TRP:CZ3	2.58	0.57
1:A:46:GLN:HE22	1:A:304:ARG:NH2	2.03	0.57
1:G:261:VAL:O	1:G:296:TRP:CZ3	2.58	0.57
1:K:261:VAL:O	1:K:296:TRP:CZ3	2.58	0.57
1:L:155:SER:N	1:L:158:THR:OG1	2.38	0.57
1:A:149:ARG:NH1	1:A:190:GLU:OE1	2.38	0.56
1:C:149:ARG:NH1	1:C:190:GLU:OE1	2.38	0.56
1:D:149:ARG:NH1	1:D:190:GLU:OE1	2.38	0.56
1:E:56:ARG:O	1:E:60:ARG:HG2	2.05	0.56
1:K:56:ARG:O	1:K:60:ARG:HG2	2.05	0.56
1:K:155:SER:N	1:K:158:THR:OG1	2.38	0.56
1:C:46:GLN:HE22	1:C:304:ARG:NH2	2.03	0.56
1:E:155:SER:N	1:E:158:THR:OG1	2.38	0.56
1:K:46:GLN:HE22	1:K:304:ARG:NH2	2.03	0.56
1:B:46:GLN:HE22	1:B:304:ARG:NH2	2.03	0.56

Continued on next page...

Continued from previous page...

Atom-1	Atom-2	Interatomic distance (Å)	Clash overlap (Å)
1:D:46:GLN:HE22	1:D:304:ARG:NH2	2.03	0.56
1:E:46:GLN:HE22	1:E:304:ARG:NH2	2.03	0.56
1:G:201:ARG:HG3	1:G:201:ARG:NH1	2.17	0.56
1:H:46:GLN:HE22	1:H:304:ARG:NH2	2.03	0.56
1:H:155:SER:N	1:H:158:THR:OG1	2.38	0.56
1:J:155:SER:N	1:J:158:THR:OG1	2.38	0.56
1:B:149:ARG:NH1	1:B:190:GLU:OE1	2.38	0.56
1:E:156:GLU:CG	1:G:156:GLU:OE2	2.53	0.56
1:A:56:ARG:O	1:A:60:ARG:HG2	2.05	0.56
1:A:155:SER:N	1:A:158:THR:OG1	2.38	0.56
1:B:56:ARG:O	1:B:60:ARG:HG2	2.05	0.56
1:C:56:ARG:O	1:C:60:ARG:HG2	2.05	0.56
1:D:155:SER:N	1:D:158:THR:OG1	2.38	0.56
1:L:149:ARG:NH1	1:L:190:GLU:OE1	2.38	0.56
1:A:201:ARG:HG3	1:A:201:ARG:NH1	2.17	0.56
1:G:56:ARG:O	1:G:60:ARG:HG2	2.05	0.56
1:I:201:ARG:HG3	1:I:201:ARG:NH1	2.17	0.56
1:D:69:ARG:HB2	1:D:72:LYS:NZ	2.21	0.56
1:F:69:ARG:HB2	1:F:72:LYS:NZ	2.21	0.56
1:F:149:ARG:NH1	1:F:190:GLU:OE1	2.38	0.56
1:G:155:SER:N	1:G:158:THR:OG1	2.38	0.56
1:I:56:ARG:O	1:I:60:ARG:HG2	2.05	0.56
1:I:155:SER:N	1:I:158:THR:OG1	2.38	0.56
1:C:155:SER:N	1:C:158:THR:OG1	2.38	0.56
1:J:46:GLN:HE22	1:J:304:ARG:NH2	2.03	0.56
1:L:69:ARG:HB2	1:L:72:LYS:NZ	2.21	0.56
1:B:25:ALA:HB3	1:B:28:LYS:HD2	1.88	0.56
1:D:234:VAL:HG13	1:D:253:THR:CA	2.33	0.56
1:G:46:GLN:HE22	1:G:304:ARG:NH2	2.03	0.56
1:K:69:ARG:HB2	1:K:72:LYS:NZ	2.21	0.56
1:A:69:ARG:HB2	1:A:72:LYS:NZ	2.21	0.56
1:B:155:SER:N	1:B:158:THR:OG1	2.38	0.56
1:E:69:ARG:HB2	1:E:72:LYS:NZ	2.21	0.56
1:G:69:ARG:HB2	1:G:72:LYS:NZ	2.21	0.56
1:I:46:GLN:HE22	1:I:304:ARG:NH2	2.03	0.56
1:J:69:ARG:HB2	1:J:72:LYS:NZ	2.21	0.56
1:J:149:ARG:NH1	1:J:190:GLU:OE1	2.38	0.56
1:A:248:GLU:OE1	1:I:96:ARG:NH2	2.38	0.55
1:C:25:ALA:HB3	1:C:28:LYS:HD2	1.88	0.55
1:H:56:ARG:O	1:H:60:ARG:HG2	2.05	0.55
1:I:69:ARG:HB2	1:I:72:LYS:NZ	2.21	0.55

Continued on next page...

Continued from previous page...

Atom-1	Atom-2	Interatomic distance (Å)	Clash overlap (Å)
1:J:25:ALA:HB3	1:J:28:LYS:HD2	1.88	0.55
1:K:149:ARG:NH1	1:K:190:GLU:OE1	2.38	0.55
1:L:25:ALA:HB3	1:L:28:LYS:HD2	1.88	0.55
1:C:234:VAL:HG13	1:C:253:THR:CA	2.33	0.55
1:E:149:ARG:NH1	1:E:190:GLU:OE1	2.38	0.55
1:E:156:GLU:OE2	1:G:156:GLU:CG	2.53	0.55
1:L:56:ARG:O	1:L:60:ARG:HG2	2.05	0.55
1:L:289:ARG:HD2	1:L:341:GLY:O	2.07	0.55
1:B:72:LYS:HE2	1:B:333:GLU:HG2	1.89	0.55
1:B:234:VAL:HG13	1:B:253:THR:CA	2.33	0.55
1:F:25:ALA:HB3	1:F:28:LYS:HD2	1.88	0.55
1:F:289:ARG:HD2	1:F:341:GLY:O	2.07	0.55
1:H:25:ALA:HB3	1:H:28:LYS:HD2	1.88	0.55
1:C:72:LYS:HE2	1:C:333:GLU:HG2	1.89	0.55
1:D:289:ARG:HD2	1:D:341:GLY:O	2.07	0.55
1:E:3:HIS:CD2	1:H:201:ARG:HH12	2.24	0.55
1:F:72:LYS:HE2	1:F:333:GLU:HG2	1.88	0.55
1:J:56:ARG:O	1:J:60:ARG:HG2	2.05	0.55
1:B:69:ARG:HB2	1:B:72:LYS:NZ	2.21	0.55
1:B:263:PRO:HG2	1:C:296:TRP:CH2	2.41	0.55
1:E:4:SER:HB3	1:H:204:TYR:CE1	2.42	0.55
1:F:56:ARG:O	1:F:60:ARG:HG2	2.05	0.55
1:G:289:ARG:HD2	1:G:341:GLY:O	2.07	0.55
1:H:69:ARG:HB2	1:H:72:LYS:NZ	2.21	0.55
1:J:72:LYS:HE2	1:J:333:GLU:HG2	1.89	0.55
1:H:72:LYS:HE2	1:H:333:GLU:HG2	1.89	0.55
1:H:149:ARG:NH1	1:H:190:GLU:OE1	2.38	0.55
1:I:289:ARG:HD2	1:I:341:GLY:O	2.07	0.55
1:D:56:ARG:O	1:D:60:ARG:HG2	2.05	0.55
1:J:234:VAL:HG13	1:J:253:THR:CA	2.33	0.55
1:L:72:LYS:HE2	1:L:333:GLU:HG2	1.89	0.55
1:H:299:THR:OG1	1:H:300:PHE:N	2.39	0.55
1:A:289:ARG:HD2	1:A:341:GLY:O	2.07	0.55
1:D:25:ALA:HB3	1:D:28:LYS:HD2	1.88	0.55
1:E:299:THR:OG1	1:E:300:PHE:N	2.39	0.55
1:F:15:GLU:O	1:F:19:ILE:HG13	2.07	0.55
1:I:296:TRP:CH2	1:L:263:PRO:HG2	2.42	0.55
1:C:69:ARG:HB2	1:C:72:LYS:NZ	2.21	0.55
1:D:72:LYS:HE2	1:D:333:GLU:HG2	1.89	0.55
1:F:34:ASP:HB3	1:F:78:ILE:HG22	1.89	0.55
1:H:289:ARG:HD2	1:H:341:GLY:O	2.07	0.55

Continued on next page...

Continued from previous page...

Atom-1	Atom-2	Interatomic distance (Å)	Clash overlap (Å)
1:I:15:GLU:O	1:I:19:ILE:HG13	2.07	0.55
1:I:201:ARG:NH2	1:L:3:HIS:NE2	2.54	0.55
1:L:15:GLU:O	1:L:19:ILE:HG13	2.07	0.55
1:L:34:ASP:HB3	1:L:78:ILE:HG22	1.89	0.55
1:B:289:ARG:HD2	1:B:341:GLY:O	2.07	0.54
1:C:34:ASP:HB3	1:C:78:ILE:HG22	1.89	0.54
1:G:15:GLU:O	1:G:19:ILE:HG13	2.07	0.54
1:G:25:ALA:HB3	1:G:28:LYS:HD2	1.88	0.54
1:H:234:VAL:HG13	1:H:253:THR:CA	2.33	0.54
1:B:34:ASP:HB3	1:B:78:ILE:HG22	1.89	0.54
1:C:289:ARG:HD2	1:C:341:GLY:O	2.07	0.54
1:J:299:THR:OG1	1:J:300:PHE:N	2.39	0.54
1:A:72:LYS:HE2	1:A:333:GLU:HG2	1.89	0.54
1:F:238:HIS:ND1	1:J:243:LYS:NZ	2.54	0.54
1:K:299:THR:OG1	1:K:300:PHE:N	2.39	0.54
1:A:25:ALA:HB3	1:A:28:LYS:HD2	1.88	0.54
1:E:15:GLU:O	1:E:19:ILE:HG13	2.07	0.54
1:H:15:GLU:O	1:H:19:ILE:HG13	2.07	0.54
1:I:25:ALA:HB3	1:I:28:LYS:HD2	1.88	0.54
1:I:218:SER:O	1:L:208:LYS:NZ	2.40	0.54
1:J:289:ARG:HD2	1:J:341:GLY:O	2.07	0.54
1:G:72:LYS:HE2	1:G:333:GLU:HG2	1.89	0.54
1:I:72:LYS:HE2	1:I:333:GLU:HG2	1.88	0.54
1:D:15:GLU:O	1:D:19:ILE:HG13	2.07	0.54
1:E:72:LYS:HE2	1:E:333:GLU:HG2	1.89	0.54
1:F:296:TRP:CH2	1:G:263:PRO:HG2	2.42	0.54
1:F:299:THR:OG1	1:F:300:PHE:N	2.39	0.54
1:J:15:GLU:O	1:J:19:ILE:HG13	2.07	0.54
1:K:9:SER:OG	1:K:12:GLN:HG3	2.08	0.54
1:K:72:LYS:HE2	1:K:333:GLU:HG2	1.88	0.54
1:A:9:SER:OG	1:A:12:GLN:HG3	2.08	0.54
1:A:234:VAL:HG13	1:A:253:THR:CA	2.33	0.54
1:D:9:SER:OG	1:D:12:GLN:HG3	2.08	0.54
1:E:34:ASP:HB3	1:E:78:ILE:HG22	1.89	0.54
1:H:34:ASP:HB3	1:H:78:ILE:HG22	1.89	0.54
1:L:299:THR:OG1	1:L:300:PHE:N	2.39	0.54
1:C:299:THR:OG1	1:C:300:PHE:N	2.39	0.54
1:E:9:SER:OG	1:E:12:GLN:HG3	2.08	0.54
1:J:34:ASP:HB3	1:J:78:ILE:HG22	1.90	0.54
1:K:15:GLU:O	1:K:19:ILE:HG13	2.07	0.54
1:C:15:GLU:O	1:C:19:ILE:HG13	2.07	0.54

Continued on next page...

Continued from previous page...

Atom-1	Atom-2	Interatomic distance (Å)	Clash overlap (Å)
1:K:25:ALA:HB3	1:K:28:LYS:HD2	1.88	0.54
1:K:34:ASP:HB3	1:K:78:ILE:HG22	1.90	0.54
1:A:299:THR:OG1	1:A:300:PHE:N	2.39	0.54
1:F:9:SER:OG	1:F:12:GLN:HG3	2.08	0.54
1:J:9:SER:OG	1:J:12:GLN:HG3	2.08	0.53
1:A:15:GLU:O	1:A:19:ILE:HG13	2.07	0.53
1:B:15:GLU:O	1:B:19:ILE:HG13	2.07	0.53
1:E:25:ALA:HB3	1:E:28:LYS:HD2	1.88	0.53
1:E:204:TYR:CD2	1:H:4:SER:HB3	2.43	0.53
1:B:61:GLN:HE21	1:B:88:ASP:CB	2.22	0.53
1:H:9:SER:OG	1:H:12:GLN:HG3	2.08	0.53
1:I:34:ASP:HB3	1:I:78:ILE:HG22	1.89	0.53
1:L:9:SER:OG	1:L:12:GLN:HG3	2.08	0.53
1:E:289:ARG:HD2	1:E:341:GLY:O	2.07	0.53
1:B:9:SER:OG	1:B:12:GLN:HG3	2.08	0.53
1:C:61:GLN:HE21	1:C:88:ASP:CB	2.22	0.53
1:G:9:SER:OG	1:G:12:GLN:HG3	2.08	0.53
1:G:34:ASP:HB3	1:G:78:ILE:HG22	1.90	0.53
1:J:295:PRO:HG2	1:K:263:PRO:CG	2.39	0.53
1:K:289:ARG:HD2	1:K:341:GLY:O	2.07	0.53
1:A:296:TRP:CH2	1:D:263:PRO:HG2	2.44	0.53
1:A:315:ARG:HG2	1:H:291:PRO:HB3	1.90	0.53
1:B:299:THR:OG1	1:B:300:PHE:N	2.39	0.53
1:C:9:SER:OG	1:C:12:GLN:HG3	2.08	0.53
1:D:34:ASP:HB3	1:D:78:ILE:HG22	1.89	0.53
1:H:3:HIS:N	1:H:3:HIS:CD2	2.77	0.53
1:I:9:SER:OG	1:I:12:GLN:HG3	2.08	0.53
1:A:34:ASP:HB3	1:A:78:ILE:HG22	1.89	0.53
1:G:3:HIS:CD2	1:G:3:HIS:N	2.77	0.53
1:I:3:HIS:CD2	1:I:3:HIS:N	2.77	0.53
1:J:3:HIS:CD2	1:J:3:HIS:N	2.77	0.53
1:B:3:HIS:N	1:B:3:HIS:CD2	2.77	0.53
1:J:331:ARG:HA	1:J:334:VAL:CG1	2.39	0.53
1:C:3:HIS:N	1:C:3:HIS:CD2	2.77	0.53
1:D:299:THR:OG1	1:D:300:PHE:N	2.39	0.53
1:G:331:ARG:HA	1:G:334:VAL:CG1	2.39	0.53
1:H:331:ARG:HA	1:H:334:VAL:CG1	2.39	0.53
1:B:331:ARG:HA	1:B:334:VAL:CG1	2.39	0.52
1:E:331:ARG:HA	1:E:334:VAL:CG1	2.39	0.52
1:I:167:ASN:N	1:I:170:VAL:HG23	2.23	0.52
1:I:331:ARG:HA	1:I:334:VAL:CG1	2.39	0.52

Continued on next page...

Continued from previous page...

Atom-1	Atom-2	Interatomic distance (Å)	Clash overlap (Å)
1:K:331:ARG:HA	1:K:334:VAL:CG1	2.39	0.52
1:A:126:GLN:HB2	1:B:129:ASP:OD1	2.08	0.52
1:G:167:ASN:N	1:G:170:VAL:HG23	2.23	0.52
1:F:263:PRO:HG2	1:G:296:TRP:CH2	2.44	0.52
1:E:3:HIS:CD2	1:E:3:HIS:N	2.77	0.52
1:I:263:PRO:HB2	1:L:258:ARG:HB2	1.92	0.52
1:A:261:VAL:HB	1:A:296:TRP:CH2	2.45	0.52
1:C:331:ARG:HA	1:C:334:VAL:CG1	2.39	0.52
1:D:3:HIS:N	1:D:3:HIS:CD2	2.77	0.52
1:D:261:VAL:HB	1:D:296:TRP:CH2	2.45	0.52
1:I:258:ARG:HB2	1:L:263:PRO:HB2	1.92	0.52
1:D:167:ASN:N	1:D:170:VAL:HG23	2.23	0.52
1:G:299:THR:OG1	1:G:300:PHE:N	2.39	0.52
1:K:3:HIS:CD2	1:K:3:HIS:N	2.77	0.52
1:L:245:THR:HG22	1:L:247:GLU:OE1	2.10	0.52
1:L:261:VAL:HB	1:L:296:TRP:CH2	2.45	0.52
1:L:331:ARG:HA	1:L:334:VAL:CG1	2.39	0.52
1:A:315:ARG:HD3	1:H:291:PRO:HG2	1.86	0.52
1:E:261:VAL:HB	1:E:296:TRP:CH2	2.45	0.52
1:F:3:HIS:CD2	1:F:3:HIS:N	2.77	0.52
1:F:245:THR:HG22	1:F:247:GLU:OE1	2.10	0.52
1:I:299:THR:OG1	1:I:300:PHE:N	2.39	0.52
1:A:3:HIS:N	1:A:3:HIS:CD2	2.77	0.52
1:C:129:ASP:OD2	1:D:129:ASP:HB2	2.10	0.52
1:F:261:VAL:HB	1:F:296:TRP:CH2	2.45	0.52
1:F:331:ARG:HA	1:F:334:VAL:CG1	2.39	0.52
1:K:261:VAL:HB	1:K:296:TRP:CH2	2.45	0.52
1:L:3:HIS:CD2	1:L:3:HIS:N	2.77	0.52
1:A:331:ARG:HA	1:A:334:VAL:CG1	2.39	0.52
1:C:245:THR:HG22	1:C:247:GLU:OE1	2.10	0.52
1:D:245:THR:HG22	1:D:247:GLU:OE1	2.10	0.52
1:H:245:THR:HG22	1:H:247:GLU:OE1	2.10	0.52
1:H:261:VAL:HB	1:H:296:TRP:CH2	2.45	0.52
1:A:61:GLN:HE21	1:A:88:ASP:CB	2.22	0.52
1:A:245:THR:HG22	1:A:247:GLU:OE1	2.10	0.52
1:B:245:THR:HG22	1:B:247:GLU:OE1	2.10	0.52
1:B:261:VAL:HB	1:B:296:TRP:CH2	2.45	0.52
1:G:61:GLN:HE21	1:G:88:ASP:CB	2.22	0.52
1:H:167:ASN:N	1:H:170:VAL:HG23	2.23	0.52
1:I:61:GLN:HE21	1:I:88:ASP:CB	2.22	0.52
1:J:245:THR:HG22	1:J:247:GLU:OE1	2.10	0.52

Continued on next page...

Continued from previous page...

Atom-1	Atom-2	Interatomic distance (Å)	Clash overlap (Å)
1:A:167:ASN:N	1:A:170:VAL:HG23	2.23	0.51
1:B:167:ASN:N	1:B:170:VAL:HG23	2.23	0.51
1:C:261:VAL:HB	1:C:296:TRP:CH2	2.45	0.51
1:J:261:VAL:HB	1:J:296:TRP:CH2	2.45	0.51
1:B:325:THR:O	1:B:329:ILE:HG13	2.11	0.51
1:C:41:ALA:HB2	1:C:51:ASN:ND2	2.26	0.51
1:A:41:ALA:HB2	1:A:51:ASN:ND2	2.26	0.51
1:B:41:ALA:HB2	1:B:51:ASN:ND2	2.26	0.51
1:C:325:THR:O	1:C:329:ILE:HG13	2.11	0.51
1:G:234:VAL:HG13	1:G:253:THR:CA	2.33	0.51
1:G:261:VAL:HB	1:G:296:TRP:CH2	2.45	0.51
1:I:261:VAL:HB	1:I:296:TRP:CH2	2.45	0.51
1:A:242:ILE:HG12	1:I:99:GLN:OE1	2.09	0.51
1:A:258:ARG:HB2	1:D:263:PRO:HB2	1.91	0.51
1:A:325:THR:O	1:A:329:ILE:HG13	2.11	0.51
1:D:331:ARG:HA	1:D:334:VAL:CG1	2.39	0.51
1:E:156:GLU:HG3	1:G:156:GLU:OE2	2.11	0.51
1:D:41:ALA:HB2	1:D:51:ASN:ND2	2.26	0.51
1:D:325:THR:O	1:D:329:ILE:HG13	2.11	0.51
1:E:245:THR:HG22	1:E:247:GLU:OE1	2.10	0.51
1:F:325:THR:O	1:F:329:ILE:HG13	2.11	0.51
1:G:245:THR:HG22	1:G:247:GLU:OE1	2.10	0.51
1:H:41:ALA:HB2	1:H:51:ASN:ND2	2.25	0.51
1:I:245:THR:HG22	1:I:247:GLU:OE1	2.10	0.51
1:J:167:ASN:N	1:J:170:VAL:HG23	2.23	0.51
1:L:234:VAL:HG13	1:L:253:THR:CA	2.33	0.51
1:B:113:VAL:HG22	1:B:123:THR:CB	2.41	0.51
1:E:61:GLN:HE21	1:E:88:ASP:CB	2.22	0.51
1:I:234:VAL:HG13	1:I:253:THR:CA	2.33	0.51
1:K:245:THR:HG22	1:K:247:GLU:OE1	2.10	0.51
1:L:325:THR:O	1:L:329:ILE:HG13	2.11	0.51
1:C:120:ASP:HB2	1:D:5:TYR:CZ	2.45	0.51
1:K:41:ALA:HB2	1:K:51:ASN:ND2	2.25	0.51
1:A:3:HIS:N	1:B:157:ARG:CZ	2.74	0.51
1:D:59:TYR:CE1	1:D:311:LEU:HD13	2.46	0.51
1:E:325:THR:O	1:E:329:ILE:HG13	2.11	0.51
1:F:122:GLU:OE1	1:F:158:THR:O	2.29	0.51
1:G:113:VAL:HG22	1:G:123:THR:CB	2.41	0.51
1:G:157:ARG:HD3	1:H:5:TYR:OH	2.11	0.51
1:H:325:THR:O	1:H:329:ILE:HG13	2.11	0.51
1:I:113:VAL:HG22	1:I:123:THR:CB	2.41	0.51

Continued on next page...

Continued from previous page...

Atom-1	Atom-2	Interatomic distance (Å)	Clash overlap (Å)
1:J:41:ALA:HB2	1:J:51:ASN:ND2	2.26	0.51
1:K:325:THR:O	1:K:329:ILE:HG13	2.11	0.51
1:L:122:GLU:OE1	1:L:158:THR:O	2.29	0.51
1:D:61:GLN:HE21	1:D:88:ASP:CB	2.22	0.51
1:K:113:VAL:HG22	1:K:123:THR:CB	2.41	0.51
1:E:41:ALA:HB2	1:E:51:ASN:ND2	2.26	0.50
1:E:167:ASN:N	1:E:170:VAL:HG23	2.23	0.50
1:K:167:ASN:N	1:K:170:VAL:HG23	2.23	0.50
1:A:59:TYR:CE1	1:A:311:LEU:HD13	2.46	0.50
1:A:95:VAL:O	1:A:99:GLN:HG3	2.11	0.50
1:D:113:VAL:HG22	1:D:123:THR:CB	2.41	0.50
1:F:158:THR:HG1	1:F:159:PRO:HD3	1.75	0.50
1:F:234:VAL:HG13	1:F:253:THR:CA	2.33	0.50
1:G:41:ALA:HB2	1:G:51:ASN:ND2	2.26	0.50
1:K:61:GLN:HE21	1:K:88:ASP:CB	2.22	0.50
1:C:59:TYR:CE1	1:C:311:LEU:HD13	2.46	0.50
1:C:113:VAL:HG22	1:C:123:THR:CB	2.41	0.50
1:G:122:GLU:OE1	1:G:158:THR:O	2.29	0.50
1:I:41:ALA:HB2	1:I:51:ASN:ND2	2.26	0.50
1:I:59:TYR:CE1	1:I:311:LEU:HD13	2.46	0.50
1:J:325:THR:O	1:J:329:ILE:HG13	2.11	0.50
1:K:118:GLY:HA3	1:L:221:HIS:CD2	2.45	0.50
1:K:234:VAL:HG13	1:K:253:THR:CA	2.33	0.50
1:B:59:TYR:CE1	1:B:311:LEU:HD13	2.46	0.50
1:C:167:ASN:N	1:C:170:VAL:HG23	2.23	0.50
1:D:95:VAL:O	1:D:99:GLN:HG3	2.11	0.50
1:G:59:TYR:CE1	1:G:311:LEU:HD13	2.46	0.50
1:G:95:VAL:O	1:G:99:GLN:HG3	2.11	0.50
1:H:95:VAL:O	1:H:99:GLN:HG3	2.11	0.50
1:I:95:VAL:O	1:I:99:GLN:HG3	2.11	0.50
1:E:59:TYR:CE1	1:E:311:LEU:HD13	2.46	0.50
1:E:122:GLU:OE1	1:E:158:THR:O	2.29	0.50
1:F:41:ALA:HB2	1:F:51:ASN:ND2	2.26	0.50
1:G:325:THR:O	1:G:329:ILE:HG13	2.10	0.50
1:L:59:TYR:CE1	1:L:311:LEU:HD13	2.46	0.50
1:E:234:VAL:HG13	1:E:253:THR:CA	2.33	0.50
1:E:258:ARG:O	1:H:264:ALA:HB2	2.12	0.50
1:F:59:TYR:CE1	1:F:311:LEU:HD13	2.46	0.50
1:I:122:GLU:OE1	1:I:158:THR:O	2.29	0.50
1:I:263:PRO:HG2	1:L:296:TRP:CH2	2.47	0.50
1:K:59:TYR:CE1	1:K:311:LEU:HD13	2.46	0.50

Continued on next page...

Continued from previous page...

Atom-1	Atom-2	Interatomic distance (Å)	Clash overlap (Å)
1:K:122:GLU:OE1	1:K:158:THR:O	2.29	0.50
1:L:41:ALA:HB2	1:L:51:ASN:ND2	2.26	0.50
1:L:158:THR:HG1	1:L:159:PRO:HD3	1.75	0.50
1:C:122:GLU:OE1	1:C:158:THR:O	2.29	0.50
1:D:122:GLU:OE1	1:D:158:THR:O	2.29	0.50
1:I:325:THR:O	1:I:329:ILE:HG13	2.11	0.50
1:J:4:SER:HB3	1:K:204:TYR:CD1	2.47	0.50
1:J:122:GLU:OE1	1:J:158:THR:O	2.29	0.50
1:J:295:PRO:HG2	1:K:263:PRO:HG3	1.94	0.50
1:C:95:VAL:O	1:C:99:GLN:HG3	2.11	0.50
1:D:300:PHE:HB2	1:D:302:TYR:CD2	2.47	0.50
1:J:95:VAL:O	1:J:99:GLN:HG3	2.12	0.50
1:K:95:VAL:O	1:K:99:GLN:HG3	2.11	0.50
1:L:113:VAL:HG22	1:L:123:THR:CB	2.41	0.50
1:A:300:PHE:HB2	1:A:302:TYR:CD2	2.47	0.49
1:B:95:VAL:O	1:B:99:GLN:HG3	2.11	0.49
1:B:122:GLU:OE1	1:B:158:THR:O	2.29	0.49
1:F:113:VAL:HG22	1:F:123:THR:CB	2.41	0.49
1:H:59:TYR:CE1	1:H:311:LEU:HD13	2.46	0.49
1:A:122:GLU:OE1	1:A:158:THR:O	2.29	0.49
1:C:173:ARG:HD2	1:D:166:GLU:OE2	2.11	0.49
1:H:300:PHE:HB2	1:H:302:TYR:CD2	2.47	0.49
1:J:300:PHE:HB2	1:J:302:TYR:CD2	2.47	0.49
1:A:107:ILE:N	1:A:107:ILE:CD1	2.67	0.49
1:A:315:ARG:HD3	1:H:291:PRO:HD3	1.93	0.49
1:E:4:SER:HB3	1:H:204:TYR:CG	2.47	0.49
1:F:167:ASN:N	1:F:170:VAL:HG23	2.23	0.49
1:L:167:ASN:N	1:L:170:VAL:HG23	2.23	0.49
1:L:300:PHE:HB2	1:L:302:TYR:CD2	2.47	0.49
1:B:46:GLN:HE22	1:B:304:ARG:HH21	1.61	0.49
1:F:300:PHE:HB2	1:F:302:TYR:CD2	2.47	0.49
1:H:122:GLU:OE1	1:H:158:THR:O	2.29	0.49
1:J:61:GLN:HE21	1:J:88:ASP:CB	2.22	0.49
1:C:46:GLN:HE22	1:C:304:ARG:HH21	1.61	0.49
1:C:300:PHE:HB2	1:C:302:TYR:CD2	2.47	0.49
1:F:96:ARG:NH1	1:F:96:ARG:HG2	2.28	0.49
1:H:61:GLN:HE21	1:H:88:ASP:CB	2.22	0.49
1:E:113:VAL:HG22	1:E:123:THR:CB	2.41	0.49
1:E:158:THR:HG1	1:E:159:PRO:HD3	1.78	0.49
1:F:61:GLN:HE21	1:F:88:ASP:CB	2.22	0.49
1:F:238:HIS:CG	1:J:243:LYS:HZ1	2.26	0.49

Continued on next page...

Continued from previous page...

Atom-1	Atom-2	Interatomic distance (Å)	Clash overlap (Å)
1:G:96:ARG:NH1	1:G:96:ARG:HG2	2.28	0.49
1:I:96:ARG:HG2	1:I:96:ARG:NH1	2.28	0.49
1:J:59:TYR:CE1	1:J:311:LEU:HD13	2.46	0.49
1:K:158:THR:HG1	1:K:159:PRO:HD3	1.78	0.49
1:K:300:PHE:HB2	1:K:302:TYR:CD2	2.47	0.49
1:L:96:ARG:NH1	1:L:96:ARG:HG2	2.28	0.49
1:E:95:VAL:O	1:E:99:GLN:HG3	2.12	0.49
1:E:96:ARG:NH1	1:E:96:ARG:HG2	2.28	0.49
1:E:300:PHE:HB2	1:E:302:TYR:CD2	2.47	0.49
1:A:46:GLN:HE22	1:A:304:ARG:HH21	1.61	0.49
1:A:113:VAL:HG22	1:A:123:THR:CB	2.41	0.49
1:E:46:GLN:HE22	1:E:304:ARG:HH21	1.61	0.49
1:B:300:PHE:HB2	1:B:302:TYR:CD2	2.47	0.49
1:K:46:GLN:HE22	1:K:304:ARG:HH21	1.61	0.49
1:K:96:ARG:NH1	1:K:96:ARG:HG2	2.28	0.49
1:L:61:GLN:HE21	1:L:88:ASP:CB	2.22	0.49
1:B:96:ARG:NH1	1:B:96:ARG:HG2	2.28	0.48
1:D:43:ARG:HG2	1:D:304:ARG:HH22	1.78	0.48
1:G:46:GLN:HE22	1:G:304:ARG:HH21	1.61	0.48
1:A:43:ARG:HG2	1:A:304:ARG:HH22	1.79	0.48
1:B:263:PRO:CG	1:C:295:PRO:HG2	2.43	0.48
1:F:43:ARG:HG2	1:F:304:ARG:HH22	1.78	0.48
1:F:95:VAL:O	1:F:99:GLN:HG3	2.11	0.48
1:G:300:PHE:HB2	1:G:302:TYR:CD2	2.47	0.48
1:I:46:GLN:HE22	1:I:304:ARG:HH21	1.61	0.48
1:I:300:PHE:HB2	1:I:302:TYR:CD2	2.47	0.48
1:D:46:GLN:HE22	1:D:304:ARG:HH21	1.61	0.48
1:L:95:VAL:O	1:L:99:GLN:HG3	2.11	0.48
1:C:96:ARG:NH1	1:C:96:ARG:HG2	2.28	0.48
1:D:199:LEU:CD1	1:D:235:THR:HA	2.44	0.48
1:L:43:ARG:HG2	1:L:304:ARG:HH22	1.79	0.48
1:A:199:LEU:CD1	1:A:235:THR:HA	2.44	0.48
1:B:43:ARG:HG2	1:B:304:ARG:HH22	1.79	0.48
1:B:107:ILE:N	1:B:107:ILE:CD1	2.67	0.48
1:E:261:VAL:O	1:E:296:TRP:HZ3	1.96	0.48
1:H:96:ARG:NH1	1:H:96:ARG:HG2	2.28	0.48
1:H:113:VAL:HG22	1:H:123:THR:CB	2.41	0.48
1:A:96:ARG:NH1	1:A:96:ARG:HG2	2.28	0.48
1:D:261:VAL:O	1:D:296:TRP:HZ3	1.96	0.48
1:F:288:ASN:HA	1:F:294:ARG:NH2	2.29	0.48
1:G:158:THR:HG1	1:G:159:PRO:HD3	1.78	0.48

Continued on next page...

Continued from previous page...

Atom-1	Atom-2	Interatomic distance (Å)	Clash overlap (Å)
1:J:46:GLN:HE22	1:J:304:ARG:HH21	1.61	0.48
1:A:157:ARG:HD3	1:B:5:TYR:OH	2.13	0.48
1:A:242:ILE:HD11	1:I:99:GLN:HB3	1.96	0.48
1:D:96:ARG:NH1	1:D:96:ARG:HG2	2.28	0.48
1:G:61:GLN:HE22	1:G:89:ASP:N	2.10	0.48
1:H:46:GLN:HE22	1:H:304:ARG:HH21	1.61	0.48
1:I:43:ARG:HG2	1:I:304:ARG:HH22	1.79	0.48
1:I:158:THR:HG1	1:I:159:PRO:HD3	1.78	0.48
1:C:199:LEU:CD1	1:C:235:THR:HA	2.44	0.48
1:D:288:ASN:HA	1:D:294:ARG:NH2	2.29	0.48
1:G:43:ARG:HG2	1:G:304:ARG:HH22	1.79	0.48
1:I:61:GLN:HE22	1:I:89:ASP:N	2.10	0.48
1:J:113:VAL:HG22	1:J:123:THR:CB	2.41	0.48
1:K:261:VAL:O	1:K:296:TRP:HZ3	1.96	0.48
1:L:288:ASN:HA	1:L:294:ARG:NH2	2.29	0.48
1:C:43:ARG:HG2	1:C:304:ARG:HH22	1.79	0.48
1:G:288:ASN:HA	1:G:294:ARG:NH2	2.29	0.48
1:I:288:ASN:HA	1:I:294:ARG:NH2	2.29	0.48
1:A:288:ASN:HA	1:A:294:ARG:NH2	2.29	0.48
1:E:199:LEU:CD1	1:E:235:THR:HA	2.44	0.48
1:F:199:LEU:CD1	1:F:235:THR:HA	2.44	0.48
1:H:13:LYS:HB3	1:H:223:TYR:CZ	2.49	0.48
1:J:96:ARG:NH1	1:J:96:ARG:HG2	2.28	0.48
1:K:199:LEU:CD1	1:K:235:THR:HA	2.44	0.48
1:A:261:VAL:O	1:A:296:TRP:HZ3	1.96	0.47
1:B:261:VAL:O	1:B:296:TRP:HZ3	1.96	0.47
1:C:37:VAL:HG23	1:C:56:ARG:NH1	2.29	0.47
1:E:288:ASN:HA	1:E:294:ARG:NH2	2.29	0.47
1:F:4:SER:HB3	1:G:204:TYR:CD1	2.48	0.47
1:F:37:VAL:HG23	1:F:56:ARG:NH1	2.29	0.47
1:G:37:VAL:HG23	1:G:56:ARG:NH1	2.29	0.47
1:H:37:VAL:HG23	1:H:56:ARG:NH1	2.29	0.47
1:H:288:ASN:HA	1:H:294:ARG:NH2	2.29	0.47
1:J:37:VAL:HG23	1:J:56:ARG:NH1	2.29	0.47
1:J:165:LEU:C	1:J:165:LEU:HD23	2.35	0.47
1:J:288:ASN:HA	1:J:294:ARG:NH2	2.29	0.47
1:L:37:VAL:HG23	1:L:56:ARG:NH1	2.29	0.47
1:L:199:LEU:CD1	1:L:235:THR:HA	2.44	0.47
1:B:37:VAL:HG23	1:B:56:ARG:NH1	2.29	0.47
1:B:165:LEU:C	1:B:165:LEU:HD23	2.35	0.47
1:C:166:GLU:OE2	1:D:173:ARG:HD2	2.14	0.47

Continued on next page...

Continued from previous page...

Atom-1	Atom-2	Interatomic distance (Å)	Clash overlap (Å)
1:E:13:LYS:HB3	1:E:223:TYR:CZ	2.49	0.47
1:H:158:THR:HG1	1:H:159:PRO:HD3	1.78	0.47
1:H:165:LEU:C	1:H:165:LEU:HD23	2.35	0.47
1:J:13:LYS:HB3	1:J:223:TYR:CZ	2.49	0.47
1:J:43:ARG:HG2	1:J:304:ARG:HH22	1.78	0.47
1:J:199:LEU:CD1	1:J:235:THR:HA	2.44	0.47
1:K:13:LYS:HB3	1:K:223:TYR:CZ	2.49	0.47
1:K:288:ASN:HA	1:K:294:ARG:NH2	2.29	0.47
1:A:158:THR:HG1	1:A:159:PRO:HD3	1.79	0.47
1:B:199:LEU:CD1	1:B:235:THR:HA	2.44	0.47
1:F:13:LYS:HB3	1:F:223:TYR:CZ	2.49	0.47
1:F:165:LEU:C	1:F:165:LEU:HD23	2.35	0.47
1:H:199:LEU:CD1	1:H:235:THR:HA	2.44	0.47
1:H:278:GLU:OE2	1:H:331:ARG:NH2	2.48	0.47
1:I:37:VAL:HG23	1:I:56:ARG:NH1	2.29	0.47
1:K:165:LEU:HD23	1:K:165:LEU:C	2.35	0.47
1:L:13:LYS:HB3	1:L:223:TYR:CZ	2.49	0.47
1:L:46:GLN:HE22	1:L:304:ARG:HH21	1.61	0.47
1:L:165:LEU:C	1:L:165:LEU:HD23	2.35	0.47
1:B:278:GLU:OE2	1:B:331:ARG:NH2	2.48	0.47
1:B:288:ASN:HA	1:B:294:ARG:NH2	2.29	0.47
1:C:278:GLU:OE2	1:C:331:ARG:NH2	2.48	0.47
1:E:165:LEU:C	1:E:165:LEU:HD23	2.35	0.47
1:I:156:GLU:CD	1:K:156:GLU:HG3	2.34	0.47
1:J:278:GLU:OE2	1:J:331:ARG:NH2	2.48	0.47
1:K:43:ARG:HG2	1:K:304:ARG:HH22	1.79	0.47
1:L:278:GLU:OE2	1:L:331:ARG:NH2	2.48	0.47
1:C:154:ILE:HA	1:C:158:THR:HG1	1.80	0.47
1:C:165:LEU:C	1:C:165:LEU:HD23	2.35	0.47
1:C:288:ASN:HA	1:C:294:ARG:NH2	2.29	0.47
1:D:37:VAL:HG23	1:D:56:ARG:NH1	2.29	0.47
1:E:278:GLU:OE2	1:E:331:ARG:NH2	2.48	0.47
1:F:278:GLU:OE2	1:F:331:ARG:NH2	2.48	0.47
1:H:261:VAL:O	1:H:296:TRP:HZ3	1.96	0.47
1:J:261:VAL:O	1:J:296:TRP:HZ3	1.96	0.47
1:D:13:LYS:HB3	1:D:223:TYR:CZ	2.49	0.47
1:D:165:LEU:HD23	1:D:165:LEU:C	2.35	0.47
1:E:37:VAL:HG23	1:E:56:ARG:NH1	2.30	0.47
1:E:46:GLN:NE2	1:E:304:ARG:NH2	2.63	0.47
1:H:43:ARG:HG2	1:H:304:ARG:HH22	1.79	0.47
1:I:199:LEU:CD1	1:I:235:THR:HA	2.44	0.47

Continued on next page...

Continued from previous page...

Atom-1	Atom-2	Interatomic distance (Å)	Clash overlap (Å)
1:K:37:VAL:HG23	1:K:56:ARG:NH1	2.29	0.47
1:L:245:THR:HB	1:L:248:GLU:H	1.80	0.47
1:A:13:LYS:HB3	1:A:223:TYR:CZ	2.49	0.47
1:A:165:LEU:C	1:A:165:LEU:HD23	2.35	0.47
1:B:4:SER:HB3	1:C:204:TYR:CG	2.49	0.47
1:B:59:TYR:CZ	1:B:311:LEU:HD13	2.50	0.47
1:B:154:ILE:HA	1:B:158:THR:HG1	1.80	0.47
1:C:59:TYR:CZ	1:C:311:LEU:HD13	2.50	0.47
1:C:261:VAL:O	1:C:296:TRP:HZ3	1.96	0.47
1:E:43:ARG:HG2	1:E:304:ARG:HH22	1.79	0.47
1:E:204:TYR:CD1	1:H:4:SER:HB3	2.50	0.47
1:F:46:GLN:HE22	1:F:304:ARG:HH21	1.61	0.47
1:F:204:TYR:CD1	1:G:4:SER:HB3	2.49	0.47
1:F:245:THR:HB	1:F:248:GLU:H	1.80	0.47
1:G:165:LEU:C	1:G:165:LEU:HD23	2.35	0.47
1:G:191:ILE:HB	1:G:232:ASN:ND2	2.30	0.47
1:G:278:GLU:OE2	1:G:331:ARG:NH2	2.48	0.47
1:I:191:ILE:HB	1:I:232:ASN:ND2	2.30	0.47
1:K:46:GLN:NE2	1:K:304:ARG:NH2	2.63	0.47
1:K:129:ASP:OD2	1:L:129:ASP:N	2.45	0.47
1:K:221:HIS:CD2	1:L:118:GLY:HA3	2.50	0.47
1:K:278:GLU:OE2	1:K:331:ARG:NH2	2.48	0.47
1:A:154:ILE:HA	1:A:158:THR:HG1	1.80	0.47
1:B:13:LYS:HB3	1:B:223:TYR:CZ	2.49	0.47
1:E:59:TYR:CZ	1:E:311:LEU:HD13	2.50	0.47
1:E:191:ILE:HB	1:E:232:ASN:ND2	2.30	0.47
1:G:261:VAL:O	1:G:296:TRP:HZ3	1.96	0.47
1:I:59:TYR:CZ	1:I:311:LEU:HD13	2.50	0.47
1:I:278:GLU:OE2	1:I:331:ARG:NH2	2.48	0.47
1:J:46:GLN:NE2	1:J:304:ARG:NH2	2.63	0.47
1:K:191:ILE:HB	1:K:232:ASN:ND2	2.30	0.47
1:A:37:VAL:HG23	1:A:56:ARG:NH1	2.29	0.47
1:C:13:LYS:HB3	1:C:223:TYR:CZ	2.49	0.47
1:C:129:ASP:OD2	1:D:129:ASP:N	2.44	0.47
1:G:46:GLN:NE2	1:G:304:ARG:NH2	2.63	0.47
1:G:59:TYR:CZ	1:G:311:LEU:HD13	2.50	0.47
1:G:199:LEU:CD1	1:G:235:THR:HA	2.44	0.47
1:I:13:LYS:HB3	1:I:223:TYR:CZ	2.49	0.47
1:I:165:LEU:HD23	1:I:165:LEU:C	2.35	0.47
1:I:261:VAL:O	1:I:296:TRP:HZ3	1.96	0.47
1:A:191:ILE:HB	1:A:232:ASN:ND2	2.30	0.47

Continued on next page...

Continued from previous page...

Atom-1	Atom-2	Interatomic distance (Å)	Clash overlap (Å)
1:G:245:THR:HB	1:G:248:GLU:H	1.80	0.47
1:I:46:GLN:NE2	1:I:304:ARG:NH2	2.63	0.47
1:J:264:ALA:HB2	1:K:258:ARG:O	2.15	0.47
1:C:245:THR:HB	1:C:248:GLU:H	1.80	0.46
1:E:11:GLU:H	1:E:11:GLU:HG2	1.51	0.46
1:F:61:GLN:HE22	1:F:89:ASP:N	2.10	0.46
1:G:13:LYS:HB3	1:G:223:TYR:CZ	2.49	0.46
1:H:11:GLU:H	1:H:11:GLU:HG2	1.50	0.46
1:H:46:GLN:NE2	1:H:304:ARG:NH2	2.63	0.46
1:H:191:ILE:HB	1:H:232:ASN:ND2	2.30	0.46
1:I:245:THR:HB	1:I:248:GLU:H	1.80	0.46
1:K:59:TYR:CZ	1:K:311:LEU:HD13	2.50	0.46
1:E:201:ARG:HH12	1:H:3:HIS:HD2	1.63	0.46
1:F:59:TYR:CZ	1:F:311:LEU:HD13	2.50	0.46
1:H:154:ILE:HA	1:H:158:THR:HG1	1.80	0.46
1:H:245:THR:HB	1:H:248:GLU:H	1.80	0.46
1:L:61:GLN:HE22	1:L:89:ASP:N	2.10	0.46
1:D:154:ILE:HA	1:D:158:THR:HG1	1.80	0.46
1:J:154:ILE:HA	1:J:158:THR:HG1	1.80	0.46
1:L:59:TYR:CZ	1:L:311:LEU:HD13	2.50	0.46
1:A:46:GLN:NE2	1:A:304:ARG:NH2	2.63	0.46
1:D:278:GLU:OE2	1:D:331:ARG:NH2	2.48	0.46
1:G:154:ILE:HA	1:G:158:THR:HG1	1.80	0.46
1:I:154:ILE:HA	1:I:158:THR:HG1	1.80	0.46
1:J:191:ILE:HB	1:J:232:ASN:ND2	2.30	0.46
1:L:154:ILE:HA	1:L:158:THR:HG1	1.80	0.46
1:B:61:GLN:HE22	1:B:89:ASP:N	2.10	0.46
1:B:158:THR:HG1	1:B:159:PRO:HD3	1.78	0.46
1:D:245:THR:HB	1:D:248:GLU:H	1.80	0.46
1:J:245:THR:HB	1:J:248:GLU:H	1.80	0.46
1:K:154:ILE:HA	1:K:158:THR:HG1	1.80	0.46
1:A:278:GLU:OE2	1:A:331:ARG:NH2	2.48	0.46
1:B:204:TYR:CE1	1:C:4:SER:HB3	2.50	0.46
1:C:191:ILE:HB	1:C:232:ASN:ND2	2.30	0.46
1:F:46:GLN:NE2	1:F:304:ARG:NH2	2.63	0.46
1:F:258:ARG:HB2	1:G:263:PRO:HB2	1.98	0.46
1:H:59:TYR:CZ	1:H:311:LEU:HD13	2.50	0.46
1:K:245:THR:HB	1:K:248:GLU:H	1.80	0.46
1:B:245:THR:HB	1:B:248:GLU:H	1.80	0.46
1:C:46:GLN:NE2	1:C:304:ARG:NH2	2.63	0.46
1:I:4:SER:HB3	1:L:204:TYR:CG	2.51	0.46

Continued on next page...

Continued from previous page...

Atom-1	Atom-2	Interatomic distance (Å)	Clash overlap (Å)
1:K:11:GLU:H	1:K:11:GLU:HG2	1.51	0.46
1:L:46:GLN:NE2	1:L:304:ARG:NH2	2.63	0.46
1:A:157:ARG:NH2	1:B:3:HIS:N	2.64	0.46
1:B:46:GLN:NE2	1:B:304:ARG:NH2	2.63	0.46
1:D:46:GLN:NE2	1:D:304:ARG:NH2	2.63	0.46
1:F:154:ILE:HA	1:F:158:THR:HG1	1.80	0.46
1:D:59:TYR:CZ	1:D:311:LEU:HD13	2.50	0.46
1:F:261:VAL:O	1:F:296:TRP:HZ3	1.96	0.46
1:J:158:THR:HG1	1:J:159:PRO:HD3	1.79	0.46
1:E:154:ILE:HA	1:E:158:THR:HG1	1.80	0.46
1:E:245:THR:HB	1:E:248:GLU:H	1.80	0.46
1:J:294:ARG:HA	1:J:295:PRO:HD3	1.79	0.46
1:L:191:ILE:HB	1:L:232:ASN:ND2	2.30	0.46
1:J:59:TYR:CZ	1:J:311:LEU:HD13	2.50	0.45
1:A:245:THR:HB	1:A:248:GLU:H	1.80	0.45
1:B:191:ILE:HB	1:B:232:ASN:ND2	2.30	0.45
1:F:191:ILE:HB	1:F:232:ASN:ND2	2.30	0.45
1:H:30:ILE:HB	1:H:301:SER:HA	1.99	0.45
1:L:261:VAL:O	1:L:296:TRP:HZ3	1.96	0.45
1:B:30:ILE:HB	1:B:301:SER:HA	1.99	0.45
1:C:30:ILE:HB	1:C:301:SER:HA	1.99	0.45
1:C:158:THR:HG1	1:C:159:PRO:HD3	1.79	0.45
1:D:61:GLN:HE22	1:D:89:ASP:N	2.10	0.45
1:D:191:ILE:HB	1:D:232:ASN:ND2	2.30	0.45
1:E:263:PRO:HG3	1:H:263:PRO:HG3	1.98	0.45
1:J:30:ILE:HB	1:J:301:SER:HA	1.99	0.45
1:K:129:ASP:N	1:L:129:ASP:OD2	2.45	0.45
1:A:59:TYR:CZ	1:A:311:LEU:HD13	2.50	0.45
1:B:11:GLU:H	1:B:11:GLU:HG2	1.50	0.45
1:G:30:ILE:HB	1:G:301:SER:HA	1.99	0.45
1:A:52:THR:HG22	1:A:53:GLU:H	1.82	0.45
1:H:294:ARG:HA	1:H:295:PRO:HD3	1.79	0.45
1:I:30:ILE:HB	1:I:301:SER:HA	1.99	0.45
1:J:11:GLU:H	1:J:11:GLU:HG2	1.50	0.45
1:L:30:ILE:HB	1:L:301:SER:HA	1.98	0.45
1:A:317:GLN:CG	1:H:291:PRO:HA	2.44	0.45
1:F:30:ILE:HB	1:F:301:SER:HA	1.99	0.45
1:A:292:LEU:HA	1:A:293:PRO:HD3	1.78	0.45
1:D:52:THR:HG22	1:D:53:GLU:H	1.82	0.45
1:D:158:THR:HG1	1:D:159:PRO:HD3	1.80	0.45
1:I:52:THR:HG22	1:I:53:GLU:H	1.82	0.45

Continued on next page...

Continued from previous page...

Atom-1	Atom-2	Interatomic distance (Å)	Clash overlap (Å)
1:B:47:ILE:HG13	1:B:49:VAL:HG23	1.99	0.45
1:C:47:ILE:HG13	1:C:49:VAL:HG23	1.99	0.45
1:G:47:ILE:HG13	1:G:49:VAL:HG23	1.99	0.45
1:I:201:ARG:NH1	1:L:3:HIS:CD2	2.74	0.45
1:K:30:ILE:HB	1:K:301:SER:HA	1.99	0.45
1:A:61:GLN:HE22	1:A:89:ASP:N	2.10	0.45
1:B:3:HIS:CD2	1:C:201:ARG:HH12	2.35	0.45
1:C:61:GLN:HE22	1:C:89:ASP:N	2.10	0.45
1:E:30:ILE:HB	1:E:301:SER:HA	1.99	0.45
1:G:52:THR:HG22	1:G:53:GLU:H	1.82	0.45
1:I:47:ILE:HG13	1:I:49:VAL:HG23	1.98	0.45
1:J:52:THR:HG22	1:J:53:GLU:H	1.82	0.45
1:L:320:ASN:N	1:L:320:ASN:HD22	2.15	0.45
1:C:11:GLU:H	1:C:11:GLU:HG2	1.50	0.44
1:D:47:ILE:HG13	1:D:49:VAL:HG23	1.99	0.44
1:D:292:LEU:HA	1:D:293:PRO:HD3	1.78	0.44
1:E:201:ARG:HH12	1:H:3:HIS:CD2	2.34	0.44
1:F:201:ARG:NH2	1:G:3:HIS:NE2	2.65	0.44
1:F:320:ASN:N	1:F:320:ASN:HD22	2.16	0.44
1:F:52:THR:HG22	1:F:53:GLU:H	1.82	0.44
1:H:47:ILE:HG13	1:H:49:VAL:HG23	1.99	0.44
1:K:192:LEU:HA	1:K:193:PRO:HD3	1.77	0.44
1:E:320:ASN:N	1:E:320:ASN:HD22	2.15	0.44
1:H:52:THR:HG22	1:H:53:GLU:H	1.82	0.44
1:A:240:CYS:HA	1:A:241:PRO:HD3	1.83	0.44
1:A:278:GLU:OE1	1:A:282:PHE:HE1	2.01	0.44
1:B:4:SER:HB3	1:C:204:TYR:CE1	2.52	0.44
1:C:52:THR:HG22	1:C:53:GLU:H	1.82	0.44
1:C:278:GLU:OE1	1:C:282:PHE:HE1	2.01	0.44
1:C:294:ARG:HA	1:C:295:PRO:HD3	1.79	0.44
1:J:47:ILE:HG13	1:J:49:VAL:HG23	1.99	0.44
1:K:129:ASP:HB2	1:L:129:ASP:OD2	2.16	0.44
1:K:165:LEU:HD23	1:K:166:GLU:N	2.33	0.44
1:K:320:ASN:HD22	1:K:320:ASN:N	2.16	0.44
1:A:11:GLU:H	1:A:11:GLU:HG2	1.51	0.44
1:E:165:LEU:HD23	1:E:166:GLU:N	2.33	0.44
1:I:156:GLU:HG3	1:K:156:GLU:CD	2.34	0.44
1:A:47:ILE:HG13	1:A:49:VAL:HG23	1.99	0.44
1:B:278:GLU:OE1	1:B:282:PHE:HE1	2.01	0.44
1:C:320:ASN:N	1:C:320:ASN:HD22	2.15	0.44
1:D:30:ILE:HB	1:D:301:SER:HA	1.98	0.44

Continued on next page...

Continued from previous page...

Atom-1	Atom-2	Interatomic distance (Å)	Clash overlap (Å)
1:D:278:GLU:OE1	1:D:282:PHE:HE1	2.01	0.44
1:E:263:PRO:HG2	1:H:296:TRP:CH2	2.52	0.44
1:I:209:VAL:O	1:I:213:VAL:HG23	2.18	0.44
1:L:52:THR:HG22	1:L:53:GLU:H	1.82	0.44
1:L:278:GLU:OE1	1:L:282:PHE:HE1	2.01	0.44
1:A:30:ILE:HB	1:A:301:SER:HA	1.99	0.44
1:D:294:ARG:HA	1:D:295:PRO:HD3	1.79	0.44
1:E:47:ILE:HG13	1:E:49:VAL:HG23	1.99	0.44
1:E:209:VAL:O	1:E:213:VAL:HG23	2.18	0.44
1:F:3:HIS:HD2	1:G:201:ARG:HH12	1.64	0.44
1:F:278:GLU:OE1	1:F:282:PHE:HE1	2.01	0.44
1:G:3:HIS:N	1:H:157:ARG:NH2	2.65	0.44
1:K:209:VAL:O	1:K:213:VAL:HG23	2.18	0.44
1:B:209:VAL:O	1:B:213:VAL:HG23	2.18	0.44
1:G:209:VAL:O	1:G:213:VAL:HG23	2.18	0.44
1:I:165:LEU:HD23	1:I:166:GLU:N	2.33	0.44
1:B:192:LEU:HA	1:B:193:PRO:HD3	1.77	0.44
1:E:61:GLN:HE22	1:E:89:ASP:N	2.10	0.44
1:E:156:GLU:OE2	1:G:156:GLU:HG3	2.18	0.44
1:G:165:LEU:HD23	1:G:166:GLU:N	2.33	0.44
1:J:204:TYR:CG	1:K:4:SER:HB3	2.53	0.44
1:K:47:ILE:HG13	1:K:49:VAL:HG23	1.99	0.44
1:K:278:GLU:OE1	1:K:282:PHE:HE1	2.01	0.44
1:B:294:ARG:HA	1:B:295:PRO:HD3	1.79	0.43
1:B:320:ASN:N	1:B:320:ASN:HD22	2.16	0.43
1:D:240:CYS:HA	1:D:241:PRO:HD3	1.83	0.43
1:J:209:VAL:O	1:J:213:VAL:HG23	2.18	0.43
1:K:52:THR:HG22	1:K:53:GLU:H	1.82	0.43
1:K:61:GLN:HE22	1:K:89:ASP:N	2.10	0.43
1:G:278:GLU:OE1	1:G:282:PHE:HE1	2.01	0.43
1:I:278:GLU:OE1	1:I:282:PHE:HE1	2.01	0.43
1:K:262:PRO:HA	1:K:263:PRO:HD3	1.93	0.43
1:B:52:THR:HG22	1:B:53:GLU:H	1.82	0.43
1:E:52:THR:HG22	1:E:53:GLU:H	1.82	0.43
1:F:47:ILE:HG13	1:F:49:VAL:HG23	1.99	0.43
1:I:3:HIS:CD2	1:L:201:ARG:HH22	2.35	0.43
1:B:165:LEU:HD23	1:B:166:GLU:N	2.33	0.43
1:C:209:VAL:O	1:C:213:VAL:HG23	2.18	0.43
1:F:11:GLU:H	1:F:11:GLU:HG2	1.51	0.43
1:F:44:LEU:HD23	1:F:44:LEU:HA	1.87	0.43
1:F:160:SER:O	1:F:161:ALA:C	2.57	0.43

Continued on next page...

Continued from previous page...

Atom-1	Atom-2	Interatomic distance (Å)	Clash overlap (Å)
1:I:320:ASN:N	1:I:320:ASN:HD22	2.16	0.43
1:L:11:GLU:H	1:L:11:GLU:HG2	1.50	0.43
1:L:47:ILE:HG13	1:L:49:VAL:HG23	1.99	0.43
1:L:160:SER:O	1:L:161:ALA:C	2.57	0.43
1:A:290:CYS:HA	1:A:291:PRO:HD3	1.87	0.43
1:D:165:LEU:HD23	1:D:166:GLU:N	2.33	0.43
1:E:278:GLU:OE1	1:E:282:PHE:HE1	2.01	0.43
1:G:320:ASN:N	1:G:320:ASN:HD22	2.16	0.43
1:H:209:VAL:O	1:H:213:VAL:HG23	2.18	0.43
1:A:193:PRO:O	1:A:237:GLY:HA2	2.19	0.43
1:D:160:SER:O	1:D:161:ALA:C	2.57	0.43
1:G:160:SER:O	1:G:161:ALA:C	2.57	0.43
1:C:165:LEU:HD23	1:C:166:GLU:N	2.33	0.43
1:I:160:SER:O	1:I:161:ALA:C	2.57	0.43
1:J:254:VAL:HG12	1:J:258:ARG:HD2	2.01	0.43
1:L:165:LEU:HD23	1:L:166:GLU:N	2.33	0.43
1:D:193:PRO:O	1:D:237:GLY:HA2	2.19	0.43
1:D:262:PRO:HA	1:D:263:PRO:HD3	1.93	0.43
1:H:254:VAL:HG12	1:H:258:ARG:HD2	2.01	0.43
1:H:262:PRO:HA	1:H:263:PRO:HD3	1.93	0.43
1:J:320:ASN:N	1:J:320:ASN:HD22	2.16	0.43
1:K:160:SER:O	1:K:161:ALA:C	2.57	0.43
1:L:44:LEU:HD23	1:L:44:LEU:HA	1.87	0.43
1:A:320:ASN:N	1:A:320:ASN:HD22	2.16	0.43
1:D:209:VAL:O	1:D:213:VAL:HG23	2.18	0.43
1:E:192:LEU:HA	1:E:193:PRO:HD3	1.77	0.43
1:F:165:LEU:HD23	1:F:166:GLU:N	2.33	0.43
1:H:320:ASN:N	1:H:320:ASN:HD22	2.16	0.43
1:A:165:LEU:HD23	1:A:166:GLU:N	2.33	0.43
1:B:28:LYS:O	1:B:299:THR:HG21	2.19	0.43
1:C:331:ARG:HA	1:C:334:VAL:HG13	2.01	0.43
1:E:160:SER:O	1:E:161:ALA:C	2.57	0.43
1:F:193:PRO:O	1:F:237:GLY:HA2	2.19	0.43
1:H:28:LYS:O	1:H:299:THR:HG21	2.19	0.43
1:J:28:LYS:O	1:J:299:THR:HG21	2.19	0.43
1:J:165:LEU:HD23	1:J:166:GLU:N	2.33	0.43
1:L:209:VAL:O	1:L:213:VAL:HG23	2.18	0.43
1:B:193:PRO:O	1:B:237:GLY:HA2	2.19	0.42
1:E:28:LYS:O	1:E:299:THR:HG21	2.19	0.42
1:F:209:VAL:O	1:F:213:VAL:HG23	2.18	0.42
1:H:165:LEU:HD23	1:H:166:GLU:N	2.33	0.42

Continued on next page...

Continued from previous page...

Atom-1	Atom-2	Interatomic distance (Å)	Clash overlap (Å)
1:J:278:GLU:OE1	1:J:282:PHE:HE1	2.01	0.42
1:L:292:LEU:HA	1:L:293:PRO:HD3	1.78	0.42
1:A:209:VAL:O	1:A:213:VAL:HG23	2.18	0.42
1:A:254:VAL:HG12	1:A:258:ARG:HD2	2.01	0.42
1:B:331:ARG:HA	1:B:334:VAL:HG13	2.01	0.42
1:C:28:LYS:O	1:C:299:THR:HG21	2.19	0.42
1:D:331:ARG:HA	1:D:334:VAL:HG13	2.01	0.42
1:F:263:PRO:HB2	1:G:258:ARG:HB2	2.01	0.42
1:H:278:GLU:OE1	1:H:282:PHE:HE1	2.01	0.42
1:I:223:TYR:CZ	1:I:225:GLU:HG2	2.54	0.42
1:I:254:VAL:HG12	1:I:258:ARG:HD2	2.01	0.42
1:L:28:LYS:O	1:L:299:THR:HG21	2.19	0.42
1:A:28:LYS:O	1:A:299:THR:HG21	2.19	0.42
1:A:160:SER:O	1:A:161:ALA:C	2.57	0.42
1:B:263:PRO:HG3	1:C:263:PRO:HG3	2.00	0.42
1:C:223:TYR:CZ	1:C:225:GLU:HG2	2.54	0.42
1:D:320:ASN:N	1:D:320:ASN:HD22	2.16	0.42
1:E:292:LEU:HA	1:E:293:PRO:HD3	1.78	0.42
1:F:331:ARG:HA	1:F:334:VAL:HG13	2.01	0.42
1:G:223:TYR:CZ	1:G:225:GLU:HG2	2.54	0.42
1:I:28:LYS:O	1:I:299:THR:HG21	2.19	0.42
1:J:223:TYR:CZ	1:J:225:GLU:HG2	2.55	0.42
1:K:28:LYS:O	1:K:299:THR:HG21	2.19	0.42
1:K:129:ASP:OD2	1:L:129:ASP:HB2	2.20	0.42
1:L:193:PRO:O	1:L:237:GLY:HA2	2.19	0.42
1:L:331:ARG:HA	1:L:334:VAL:HG13	2.01	0.42
1:E:258:ARG:O	1:H:264:ALA:N	2.51	0.42
1:F:28:LYS:O	1:F:299:THR:HG21	2.19	0.42
1:I:261:VAL:O	1:I:296:TRP:CH2	2.73	0.42
1:A:3:HIS:HD2	1:D:201:ARG:HH12	1.65	0.42
1:G:28:LYS:O	1:G:299:THR:HG21	2.19	0.42
1:G:254:VAL:HG12	1:G:258:ARG:HD2	2.01	0.42
1:G:261:VAL:O	1:G:296:TRP:CH2	2.73	0.42
1:H:223:TYR:CZ	1:H:225:GLU:HG2	2.55	0.42
1:I:292:LEU:HA	1:I:293:PRO:HD3	1.78	0.42
1:K:261:VAL:O	1:K:296:TRP:CH2	2.73	0.42
1:L:261:VAL:O	1:L:296:TRP:CH2	2.73	0.42
1:B:160:SER:O	1:B:161:ALA:C	2.57	0.42
1:C:193:PRO:O	1:C:237:GLY:HA2	2.19	0.42
1:C:254:VAL:HG12	1:C:258:ARG:HD2	2.01	0.42
1:D:254:VAL:HG12	1:D:258:ARG:HD2	2.01	0.42

Continued on next page...

Continued from previous page...

Atom-1	Atom-2	Interatomic distance (Å)	Clash overlap (Å)
1:F:261:VAL:O	1:F:296:TRP:CH2	2.73	0.42
1:B:223:TYR:CZ	1:B:225:GLU:HG2	2.55	0.42
1:E:261:VAL:O	1:E:296:TRP:CH2	2.73	0.42
1:E:331:ARG:HA	1:E:334:VAL:HG13	2.01	0.42
1:F:245:THR:C	1:F:247:GLU:N	2.73	0.42
1:G:331:ARG:HA	1:G:334:VAL:HG13	2.01	0.42
1:K:331:ARG:HA	1:K:334:VAL:HG13	2.01	0.42
1:L:245:THR:C	1:L:247:GLU:N	2.73	0.42
1:L:290:CYS:HA	1:L:291:PRO:HD3	1.87	0.42
1:A:331:ARG:HA	1:A:334:VAL:HG13	2.01	0.42
1:B:290:CYS:O	1:B:294:ARG:NH1	2.53	0.42
1:C:261:VAL:O	1:C:296:TRP:CH2	2.73	0.42
1:C:290:CYS:O	1:C:294:ARG:NH1	2.53	0.42
1:D:28:LYS:O	1:D:299:THR:HG21	2.19	0.42
1:D:36:SER:HA	1:D:80:PHE:CE1	2.55	0.42
1:E:290:CYS:O	1:E:294:ARG:NH1	2.53	0.42
1:F:292:LEU:HA	1:F:293:PRO:HD3	1.78	0.42
1:G:292:LEU:HA	1:G:293:PRO:HD3	1.78	0.42
1:H:261:VAL:O	1:H:296:TRP:CH2	2.73	0.42
1:I:263:PRO:HG3	1:L:295:PRO:HG2	2.01	0.42
1:K:107:ILE:N	1:K:107:ILE:CD1	2.67	0.42
1:L:36:SER:HA	1:L:80:PHE:CE1	2.55	0.42
1:A:36:SER:HA	1:A:80:PHE:CE1	2.55	0.42
1:B:254:VAL:HG12	1:B:258:ARG:HD2	2.01	0.42
1:B:263:PRO:HG3	1:C:295:PRO:HG2	2.01	0.42
1:E:36:SER:HA	1:E:80:PHE:CE1	2.55	0.42
1:E:223:TYR:CZ	1:E:225:GLU:HG2	2.54	0.42
1:F:36:SER:HA	1:F:80:PHE:CE1	2.55	0.42
1:F:290:CYS:O	1:F:294:ARG:NH1	2.53	0.42
1:F:290:CYS:HA	1:F:291:PRO:HD3	1.87	0.42
1:H:92:VAL:HA	1:H:93:PRO:HD3	1.88	0.42
1:I:193:PRO:O	1:I:237:GLY:HA2	2.19	0.42
1:I:331:ARG:HA	1:I:334:VAL:HG13	2.01	0.42
1:J:261:VAL:O	1:J:296:TRP:CH2	2.73	0.42
1:K:223:TYR:CZ	1:K:225:GLU:HG2	2.55	0.42
1:K:254:VAL:HG12	1:K:258:ARG:HD2	2.01	0.42
1:L:290:CYS:O	1:L:294:ARG:NH1	2.53	0.42
1:B:261:VAL:O	1:B:296:TRP:CH2	2.73	0.42
1:D:52:THR:CG2	1:D:53:GLU:N	2.83	0.42
1:D:320:ASN:N	1:D:320:ASN:ND2	2.68	0.42
1:E:254:VAL:HG12	1:E:258:ARG:HD2	2.01	0.42

Continued on next page...

Continued from previous page...

Atom-1	Atom-2	Interatomic distance (Å)	Clash overlap (Å)
1:F:66:ALA:O	1:F:101:LYS:HE3	2.20	0.42
1:F:201:ARG:HH22	1:G:3:HIS:CD2	2.37	0.42
1:G:245:THR:C	1:G:247:GLU:N	2.73	0.42
1:G:290:CYS:O	1:G:294:ARG:NH1	2.53	0.42
1:H:160:SER:O	1:H:161:ALA:C	2.57	0.42
1:I:245:THR:C	1:I:247:GLU:N	2.73	0.42
1:I:290:CYS:O	1:I:294:ARG:NH1	2.53	0.42
1:J:193:PRO:O	1:J:237:GLY:HA2	2.19	0.42
1:K:290:CYS:O	1:K:294:ARG:NH1	2.53	0.42
1:L:66:ALA:O	1:L:101:LYS:HE3	2.20	0.42
1:E:193:PRO:O	1:E:237:GLY:HA2	2.19	0.41
1:G:193:PRO:O	1:G:237:GLY:HA2	2.19	0.41
1:H:193:PRO:O	1:H:237:GLY:HA2	2.19	0.41
1:J:160:SER:O	1:J:161:ALA:C	2.57	0.41
1:J:264:ALA:N	1:K:258:ARG:O	2.52	0.41
1:K:36:SER:HA	1:K:80:PHE:CE1	2.55	0.41
1:K:290:CYS:HA	1:K:291:PRO:HD3	1.87	0.41
1:A:320:ASN:N	1:A:320:ASN:ND2	2.68	0.41
1:B:66:ALA:O	1:B:101:LYS:HE3	2.20	0.41
1:C:66:ALA:O	1:C:101:LYS:HE3	2.20	0.41
1:D:261:VAL:O	1:D:296:TRP:CH2	2.73	0.41
1:F:92:VAL:HA	1:F:93:PRO:HD3	1.88	0.41
1:J:61:GLN:HE22	1:J:89:ASP:N	2.10	0.41
1:L:223:TYR:CZ	1:L:225:GLU:HG2	2.54	0.41
1:A:294:ARG:HA	1:A:295:PRO:HD3	1.79	0.41
1:C:160:SER:O	1:C:161:ALA:C	2.57	0.41
1:F:223:TYR:CZ	1:F:225:GLU:HG2	2.55	0.41
1:H:66:ALA:O	1:H:101:LYS:HE3	2.20	0.41
1:H:331:ARG:HA	1:H:334:VAL:HG13	2.01	0.41
1:J:92:VAL:HA	1:J:93:PRO:HD3	1.88	0.41
1:K:120:ASP:HB2	1:L:5:TYR:CZ	2.56	0.41
1:L:254:VAL:HG12	1:L:258:ARG:HD2	2.01	0.41
1:A:192:LEU:HA	1:A:193:PRO:HD3	1.77	0.41
1:B:80:PHE:O	1:B:81:HIS:C	2.59	0.41
1:E:92:VAL:HA	1:E:93:PRO:HD3	1.88	0.41
1:J:58:LEU:O	1:J:61:GLN:HB3	2.21	0.41
1:J:66:ALA:O	1:J:101:LYS:HE3	2.20	0.41
1:K:193:PRO:O	1:K:237:GLY:HA2	2.19	0.41
1:K:292:LEU:HA	1:K:293:PRO:HD3	1.78	0.41
1:A:173:ARG:HD2	1:B:166:GLU:OE2	2.21	0.41
1:A:223:TYR:CZ	1:A:225:GLU:HG2	2.54	0.41

Continued on next page...

Continued from previous page...

Atom-1	Atom-2	Interatomic distance (Å)	Clash overlap (Å)
1:B:36:SER:HA	1:B:80:PHE:CE1	2.55	0.41
1:D:223:TYR:CZ	1:D:225:GLU:HG2	2.54	0.41
1:E:129:ASP:OD1	1:F:127:GLY:N	2.52	0.41
1:I:120:ASP:HB2	1:J:5:TYR:CZ	2.56	0.41
1:I:129:ASP:OD1	1:J:126:GLN:HB2	2.21	0.41
1:J:290:CYS:O	1:J:294:ARG:NH1	2.53	0.41
1:A:245:THR:C	1:A:247:GLU:N	2.73	0.41
1:C:80:PHE:O	1:C:81:HIS:C	2.59	0.41
1:D:58:LEU:O	1:D:61:GLN:HB3	2.21	0.41
1:E:145:PHE:HA	1:E:184:VAL:O	2.21	0.41
1:F:254:VAL:HG12	1:F:258:ARG:HD2	2.01	0.41
1:G:320:ASN:N	1:G:320:ASN:ND2	2.68	0.41
1:H:58:LEU:O	1:H:61:GLN:HB3	2.21	0.41
1:J:331:ARG:HA	1:J:334:VAL:HG13	2.01	0.41
1:K:145:PHE:HA	1:K:184:VAL:O	2.21	0.41
1:A:290:CYS:O	1:A:294:ARG:NH1	2.53	0.41
1:B:320:ASN:N	1:B:320:ASN:ND2	2.68	0.41
1:C:58:LEU:O	1:C:61:GLN:HB3	2.21	0.41
1:D:145:PHE:HA	1:D:184:VAL:O	2.21	0.41
1:D:290:CYS:O	1:D:294:ARG:NH1	2.53	0.41
1:G:145:PHE:HA	1:G:184:VAL:O	2.21	0.41
1:H:240:CYS:HA	1:H:241:PRO:HD3	1.83	0.41
1:I:320:ASN:N	1:I:320:ASN:ND2	2.68	0.41
1:A:46:GLN:NE2	1:A:304:ARG:HH21	2.19	0.41
1:A:52:THR:CG2	1:A:53:GLU:N	2.83	0.41
1:A:145:PHE:HA	1:A:184:VAL:O	2.21	0.41
1:A:262:PRO:HA	1:A:263:PRO:HD3	1.93	0.41
1:H:61:GLN:HE22	1:H:89:ASP:N	2.10	0.41
1:H:290:CYS:O	1:H:294:ARG:NH1	2.53	0.41
1:I:145:PHE:HA	1:I:184:VAL:O	2.21	0.41
1:J:240:CYS:HA	1:J:241:PRO:HD3	1.83	0.41
1:K:320:ASN:N	1:K:320:ASN:ND2	2.68	0.41
1:L:92:VAL:HA	1:L:93:PRO:HD3	1.88	0.41
1:A:58:LEU:O	1:A:61:GLN:HB3	2.21	0.41
1:B:58:LEU:O	1:B:61:GLN:HB3	2.21	0.41
1:B:240:CYS:HA	1:B:241:PRO:HD3	1.83	0.41
1:C:3:HIS:N	1:D:157:ARG:CZ	2.84	0.41
1:C:171:LEU:HD13	1:C:187:VAL:CG1	2.51	0.41
1:D:46:GLN:NE2	1:D:304:ARG:HH21	2.19	0.41
1:E:58:LEU:O	1:E:61:GLN:HB3	2.21	0.41
1:E:66:ALA:O	1:E:101:LYS:HE3	2.20	0.41

Continued on next page...

Continued from previous page...

Atom-1	Atom-2	Interatomic distance (Å)	Clash overlap (Å)
1:G:36:SER:HA	1:G:80:PHE:CE1	2.55	0.41
1:H:36:SER:HA	1:H:80:PHE:CE1	2.55	0.41
1:H:80:PHE:O	1:H:81:HIS:C	2.59	0.41
1:H:166:GLU:O	1:H:167:ASN:CB	2.58	0.41
1:I:36:SER:HA	1:I:80:PHE:CE1	2.55	0.41
1:I:66:ALA:O	1:I:101:LYS:HE3	2.20	0.41
1:I:208:LYS:NZ	1:L:218:SER:O	2.53	0.41
1:J:36:SER:HA	1:J:80:PHE:CE1	2.55	0.41
1:J:52:THR:CG2	1:J:53:GLU:N	2.83	0.41
1:J:166:GLU:O	1:J:167:ASN:CB	2.58	0.41
1:K:58:LEU:O	1:K:61:GLN:HB3	2.21	0.41
1:K:80:PHE:O	1:K:81:HIS:C	2.59	0.41
1:L:192:LEU:HA	1:L:193:PRO:HD3	1.77	0.41
1:A:261:VAL:O	1:A:296:TRP:CH2	2.73	0.41
1:C:36:SER:HA	1:C:80:PHE:CE1	2.55	0.41
1:C:145:PHE:HA	1:C:184:VAL:O	2.21	0.41
1:F:171:LEU:HD13	1:F:187:VAL:CG1	2.51	0.41
1:G:58:LEU:O	1:G:61:GLN:HB3	2.21	0.41
1:G:66:ALA:O	1:G:101:LYS:HE3	2.20	0.41
1:I:58:LEU:O	1:I:61:GLN:HB3	2.21	0.41
1:J:292:LEU:HA	1:J:293:PRO:HD3	1.78	0.41
1:J:320:ASN:N	1:J:320:ASN:ND2	2.68	0.41
1:K:171:LEU:HD13	1:K:187:VAL:CG1	2.51	0.41
1:A:66:ALA:O	1:A:101:LYS:HE3	2.20	0.40
1:B:69:ARG:NH2	1:B:326:GLU:OE2	2.54	0.40
1:B:166:GLU:O	1:B:167:ASN:CB	2.58	0.40
1:C:166:GLU:HG3	1:C:167:ASN:N	2.37	0.40
1:D:66:ALA:O	1:D:101:LYS:HE3	2.20	0.40
1:E:171:LEU:HD13	1:E:187:VAL:CG1	2.51	0.40
1:L:171:LEU:HD13	1:L:187:VAL:CG1	2.51	0.40
1:A:204:TYR:CD1	1:D:4:SER:HB3	2.56	0.40
1:D:11:GLU:H	1:D:11:GLU:HG2	1.51	0.40
1:D:80:PHE:O	1:D:81:HIS:C	2.59	0.40
1:E:80:PHE:O	1:E:81:HIS:C	2.59	0.40
1:F:192:LEU:HA	1:F:193:PRO:HD3	1.77	0.40
1:H:145:PHE:HA	1:H:184:VAL:O	2.21	0.40
1:H:272:SER:HB2	1:H:305:ALA:HB2	2.04	0.40
1:H:320:ASN:N	1:H:320:ASN:ND2	2.68	0.40
1:I:52:THR:CG2	1:I:53:GLU:N	2.83	0.40
1:B:145:PHE:HA	1:B:184:VAL:O	2.21	0.40
1:B:171:LEU:HD13	1:B:187:VAL:CG1	2.51	0.40

Continued on next page...

Continued from previous page...

Atom-1	Atom-2	Interatomic distance (Å)	Clash overlap (Å)
1:B:272:SER:HB2	1:B:305:ALA:HB2	2.04	0.40
1:C:46:GLN:NE2	1:C:304:ARG:HH21	2.19	0.40
1:C:192:LEU:HA	1:C:193:PRO:HD3	1.77	0.40
1:C:272:SER:HB2	1:C:305:ALA:HB2	2.04	0.40
1:E:166:GLU:HG3	1:E:167:ASN:N	2.37	0.40
1:F:80:PHE:O	1:F:81:HIS:C	2.59	0.40
1:G:171:LEU:HD13	1:G:187:VAL:CG1	2.51	0.40
1:I:4:SER:HB3	1:L:204:TYR:CD1	2.57	0.40
1:I:61:GLN:NE2	1:I:89:ASP:N	2.65	0.40
1:I:166:GLU:HG3	1:I:167:ASN:N	2.37	0.40
1:K:66:ALA:O	1:K:101:LYS:HE3	2.20	0.40
1:K:120:ASP:HB2	1:L:5:TYR:CE1	2.56	0.40
1:K:166:GLU:HG3	1:K:167:ASN:N	2.37	0.40
1:L:80:PHE:O	1:L:81:HIS:C	2.59	0.40
1:L:145:PHE:HA	1:L:184:VAL:O	2.21	0.40
1:A:80:PHE:O	1:A:81:HIS:C	2.59	0.40
1:B:166:GLU:HG3	1:B:167:ASN:N	2.37	0.40
1:C:320:ASN:N	1:C:320:ASN:ND2	2.68	0.40
1:E:126:GLN:HB2	1:F:129:ASP:OD1	2.22	0.40
1:E:290:CYS:HA	1:E:291:PRO:HD3	1.87	0.40
1:F:46:GLN:NE2	1:F:304:ARG:HH21	2.19	0.40
1:F:58:LEU:O	1:F:61:GLN:HB3	2.21	0.40
1:F:145:PHE:HA	1:F:184:VAL:O	2.21	0.40
1:G:153:LYS:O	1:G:159:PRO:HG3	2.22	0.40
1:G:166:GLU:HG3	1:G:167:ASN:N	2.37	0.40
1:I:153:LYS:O	1:I:159:PRO:HG3	2.22	0.40
1:I:171:LEU:HD13	1:I:187:VAL:CG1	2.51	0.40
1:J:272:SER:HB2	1:J:305:ALA:HB2	2.04	0.40
1:L:320:ASN:N	1:L:320:ASN:ND2	2.68	0.40
1:B:92:VAL:HA	1:B:93:PRO:HD3	1.88	0.40
1:C:69:ARG:NH2	1:C:326:GLU:OE2	2.54	0.40
1:D:192:LEU:HA	1:D:193:PRO:HD3	1.77	0.40
1:F:320:ASN:N	1:F:320:ASN:ND2	2.68	0.40
1:G:52:THR:CG2	1:G:53:GLU:N	2.83	0.40
1:J:80:PHE:O	1:J:81:HIS:C	2.59	0.40
1:J:145:PHE:HA	1:J:184:VAL:O	2.21	0.40
1:J:204:TYR:CE1	1:K:4:SER:HB3	2.57	0.40
1:K:92:VAL:HA	1:K:93:PRO:HD3	1.88	0.40
1:L:58:LEU:O	1:L:61:GLN:HB3	2.21	0.40
1:L:69:ARG:NH2	1:L:326:GLU:OE2	2.54	0.40

All (11) symmetry-related close contacts are listed below. The label for Atom-2 includes the

symmetry operator and encoded unit-cell translations to be applied.

Atom-1	Atom-2	Interatomic distance (Å)	Clash overlap (Å)
1:B:67:ASP:OD1	1:K:243:LYS:NZ[1_454]	1.57	0.63
1:G:242:ILE:CD1	1:I:50:GLU:OE1[1_565]	1.60	0.60
1:G:50:GLU:OE1	1:I:242:ILE:CD1[1_665]	1.65	0.55
1:D:318:ARG:NH1	1:K:99:GLN:O[1_544]	1.78	0.42
1:D:248:GLU:OE2	1:G:96:ARG:NH2[1_444]	1.93	0.27
1:B:67:ASP:CG	1:K:243:LYS:NZ[1_454]	2.03	0.17
1:C:67:ASP:OD1	1:E:243:LYS:NZ[1_445]	2.06	0.14
1:C:67:ASP:CB	1:E:243:LYS:NZ[1_445]	2.09	0.11
1:C:67:ASP:CG	1:E:243:LYS:NZ[1_445]	2.10	0.10
1:G:50:GLU:CD	1:I:242:ILE:CG2[1_665]	2.11	0.09
1:G:50:GLU:OE2	1:I:242:ILE:CG2[1_665]	2.19	0.01

5.3 Torsion angles [i](#)

5.3.1 Protein backbone [i](#)

In the following table, the Percentiles column shows the percent Ramachandran outliers of the chain as a percentile score with respect to all X-ray entries followed by that with respect to entries of similar resolution.

The Analysed column shows the number of residues for which the backbone conformation was analysed, and the total number of residues.

Mol	Chain	Analysed	Favoured	Allowed	Outliers	Percentiles	
1	A	340/365 (93%)	313 (92%)	24 (7%)	3 (1%)	17	55
1	B	340/365 (93%)	313 (92%)	24 (7%)	3 (1%)	17	55
1	C	340/365 (93%)	313 (92%)	24 (7%)	3 (1%)	17	55
1	D	340/365 (93%)	313 (92%)	24 (7%)	3 (1%)	17	55
1	E	340/365 (93%)	313 (92%)	24 (7%)	3 (1%)	17	55
1	F	340/365 (93%)	313 (92%)	24 (7%)	3 (1%)	17	55
1	G	340/365 (93%)	313 (92%)	24 (7%)	3 (1%)	17	55
1	H	340/365 (93%)	313 (92%)	24 (7%)	3 (1%)	17	55
1	I	340/365 (93%)	313 (92%)	24 (7%)	3 (1%)	17	55
1	J	340/365 (93%)	313 (92%)	24 (7%)	3 (1%)	17	55
1	K	340/365 (93%)	313 (92%)	24 (7%)	3 (1%)	17	55
1	L	340/365 (93%)	313 (92%)	24 (7%)	3 (1%)	17	55

Continued on next page...

Continued from previous page...

Mol	Chain	Analysed	Favoured	Allowed	Outliers	Percentiles	
All	All	4080/4380 (93%)	3756 (92%)	288 (7%)	36 (1%)	17	55

All (36) Ramachandran outliers are listed below:

Mol	Chain	Res	Type
1	A	49	VAL
1	B	49	VAL
1	C	49	VAL
1	D	49	VAL
1	E	49	VAL
1	F	49	VAL
1	G	49	VAL
1	H	49	VAL
1	I	49	VAL
1	J	49	VAL
1	K	49	VAL
1	L	49	VAL
1	A	6	PRO
1	B	6	PRO
1	C	6	PRO
1	D	6	PRO
1	E	6	PRO
1	F	6	PRO
1	G	6	PRO
1	H	6	PRO
1	I	6	PRO
1	J	6	PRO
1	K	6	PRO
1	L	6	PRO
1	A	158	THR
1	B	158	THR
1	C	158	THR
1	D	158	THR
1	E	158	THR
1	F	158	THR
1	G	158	THR
1	H	158	THR
1	I	158	THR
1	J	158	THR
1	K	158	THR
1	L	158	THR

5.3.2 Protein sidechains [i](#)

In the following table, the Percentiles column shows the percent sidechain outliers of the chain as a percentile score with respect to all X-ray entries followed by that with respect to entries of similar resolution.

The Analysed column shows the number of residues for which the sidechain conformation was analysed, and the total number of residues.

Mol	Chain	Analysed	Rotameric	Outliers	Percentiles	
1	A	277/291 (95%)	260 (94%)	17 (6%)	18	53
1	B	277/291 (95%)	260 (94%)	17 (6%)	18	53
1	C	277/291 (95%)	260 (94%)	17 (6%)	18	53
1	D	277/291 (95%)	260 (94%)	17 (6%)	18	53
1	E	277/291 (95%)	260 (94%)	17 (6%)	18	53
1	F	277/291 (95%)	260 (94%)	17 (6%)	18	53
1	G	277/291 (95%)	260 (94%)	17 (6%)	18	53
1	H	277/291 (95%)	260 (94%)	17 (6%)	18	53
1	I	277/291 (95%)	260 (94%)	17 (6%)	18	53
1	J	277/291 (95%)	260 (94%)	17 (6%)	18	53
1	K	277/291 (95%)	260 (94%)	17 (6%)	18	53
1	L	277/291 (95%)	260 (94%)	17 (6%)	18	53
All	All	3324/3492 (95%)	3120 (94%)	204 (6%)	18	53

All (204) residues with a non-rotameric sidechain are listed below:

Mol	Chain	Res	Type
1	A	3	HIS
1	A	6	PRO
1	A	11	GLU
1	A	50	GLU
1	A	54	GLU
1	A	70	VAL
1	A	96	ARG
1	A	107	ILE
1	A	173	ARG
1	A	174	TYR
1	A	245	THR
1	A	294	ARG
1	A	296	TRP
1	A	299	THR

Continued on next page...

Continued from previous page...

Mol	Chain	Res	Type
1	A	319	ASP
1	A	327	GLU
1	A	334	VAL
1	B	3	HIS
1	B	6	PRO
1	B	11	GLU
1	B	50	GLU
1	B	54	GLU
1	B	70	VAL
1	B	96	ARG
1	B	107	ILE
1	B	173	ARG
1	B	174	TYR
1	B	245	THR
1	B	294	ARG
1	B	296	TRP
1	B	299	THR
1	B	319	ASP
1	B	327	GLU
1	B	334	VAL
1	C	3	HIS
1	C	6	PRO
1	C	11	GLU
1	C	50	GLU
1	C	54	GLU
1	C	70	VAL
1	C	96	ARG
1	C	107	ILE
1	C	173	ARG
1	C	174	TYR
1	C	245	THR
1	C	294	ARG
1	C	296	TRP
1	C	299	THR
1	C	319	ASP
1	C	327	GLU
1	C	334	VAL
1	D	3	HIS
1	D	6	PRO
1	D	11	GLU
1	D	50	GLU
1	D	54	GLU

Continued on next page...

Continued from previous page...

Mol	Chain	Res	Type
1	D	70	VAL
1	D	96	ARG
1	D	107	ILE
1	D	173	ARG
1	D	174	TYR
1	D	245	THR
1	D	294	ARG
1	D	296	TRP
1	D	299	THR
1	D	319	ASP
1	D	327	GLU
1	D	334	VAL
1	E	3	HIS
1	E	6	PRO
1	E	11	GLU
1	E	50	GLU
1	E	54	GLU
1	E	70	VAL
1	E	96	ARG
1	E	107	ILE
1	E	173	ARG
1	E	174	TYR
1	E	245	THR
1	E	294	ARG
1	E	296	TRP
1	E	299	THR
1	E	319	ASP
1	E	327	GLU
1	E	334	VAL
1	F	3	HIS
1	F	6	PRO
1	F	11	GLU
1	F	50	GLU
1	F	54	GLU
1	F	70	VAL
1	F	96	ARG
1	F	107	ILE
1	F	173	ARG
1	F	174	TYR
1	F	245	THR
1	F	294	ARG
1	F	296	TRP

Continued on next page...

Continued from previous page...

Mol	Chain	Res	Type
1	F	299	THR
1	F	319	ASP
1	F	327	GLU
1	F	334	VAL
1	G	3	HIS
1	G	6	PRO
1	G	11	GLU
1	G	50	GLU
1	G	54	GLU
1	G	70	VAL
1	G	96	ARG
1	G	107	ILE
1	G	173	ARG
1	G	174	TYR
1	G	245	THR
1	G	294	ARG
1	G	296	TRP
1	G	299	THR
1	G	319	ASP
1	G	327	GLU
1	G	334	VAL
1	H	3	HIS
1	H	6	PRO
1	H	11	GLU
1	H	50	GLU
1	H	54	GLU
1	H	70	VAL
1	H	96	ARG
1	H	107	ILE
1	H	173	ARG
1	H	174	TYR
1	H	245	THR
1	H	294	ARG
1	H	296	TRP
1	H	299	THR
1	H	319	ASP
1	H	327	GLU
1	H	334	VAL
1	I	3	HIS
1	I	6	PRO
1	I	11	GLU
1	I	50	GLU

Continued on next page...

Continued from previous page...

Mol	Chain	Res	Type
1	I	54	GLU
1	I	70	VAL
1	I	96	ARG
1	I	107	ILE
1	I	173	ARG
1	I	174	TYR
1	I	245	THR
1	I	294	ARG
1	I	296	TRP
1	I	299	THR
1	I	319	ASP
1	I	327	GLU
1	I	334	VAL
1	J	3	HIS
1	J	6	PRO
1	J	11	GLU
1	J	50	GLU
1	J	54	GLU
1	J	70	VAL
1	J	96	ARG
1	J	107	ILE
1	J	173	ARG
1	J	174	TYR
1	J	245	THR
1	J	294	ARG
1	J	296	TRP
1	J	299	THR
1	J	319	ASP
1	J	327	GLU
1	J	334	VAL
1	K	3	HIS
1	K	6	PRO
1	K	11	GLU
1	K	50	GLU
1	K	54	GLU
1	K	70	VAL
1	K	96	ARG
1	K	107	ILE
1	K	173	ARG
1	K	174	TYR
1	K	245	THR
1	K	294	ARG

Continued on next page...

Continued from previous page...

Mol	Chain	Res	Type
1	K	296	TRP
1	K	299	THR
1	K	319	ASP
1	K	327	GLU
1	K	334	VAL
1	L	3	HIS
1	L	6	PRO
1	L	11	GLU
1	L	50	GLU
1	L	54	GLU
1	L	70	VAL
1	L	96	ARG
1	L	107	ILE
1	L	173	ARG
1	L	174	TYR
1	L	245	THR
1	L	294	ARG
1	L	296	TRP
1	L	299	THR
1	L	319	ASP
1	L	327	GLU
1	L	334	VAL

Sometimes sidechains can be flipped to improve hydrogen bonding and reduce clashes. All (74) such sidechains are listed below:

Mol	Chain	Res	Type
1	A	46	GLN
1	A	61	GLN
1	A	180	GLN
1	A	232	ASN
1	A	283	ASN
1	A	317	GLN
1	A	320	ASN
1	B	46	GLN
1	B	61	GLN
1	B	180	GLN
1	B	232	ASN
1	B	283	ASN
1	B	320	ASN
1	C	46	GLN
1	C	61	GLN
1	C	180	GLN

Continued on next page...

Continued from previous page...

Mol	Chain	Res	Type
1	C	232	ASN
1	C	283	ASN
1	C	320	ASN
1	D	46	GLN
1	D	61	GLN
1	D	180	GLN
1	D	232	ASN
1	D	283	ASN
1	D	320	ASN
1	E	46	GLN
1	E	61	GLN
1	E	180	GLN
1	E	232	ASN
1	E	283	ASN
1	E	320	ASN
1	F	46	GLN
1	F	61	GLN
1	F	180	GLN
1	F	232	ASN
1	F	283	ASN
1	F	320	ASN
1	G	3	HIS
1	G	46	GLN
1	G	61	GLN
1	G	180	GLN
1	G	232	ASN
1	G	283	ASN
1	G	320	ASN
1	H	46	GLN
1	H	61	GLN
1	H	180	GLN
1	H	232	ASN
1	H	283	ASN
1	H	320	ASN
1	I	46	GLN
1	I	61	GLN
1	I	180	GLN
1	I	232	ASN
1	I	283	ASN
1	I	320	ASN
1	J	46	GLN
1	J	61	GLN

Continued on next page...

Continued from previous page...

Mol	Chain	Res	Type
1	J	180	GLN
1	J	232	ASN
1	J	283	ASN
1	J	320	ASN
1	K	46	GLN
1	K	61	GLN
1	K	180	GLN
1	K	232	ASN
1	K	283	ASN
1	K	320	ASN
1	L	46	GLN
1	L	61	GLN
1	L	180	GLN
1	L	232	ASN
1	L	283	ASN
1	L	320	ASN

5.3.3 RNA [i](#)

There are no RNA molecules in this entry.

5.4 Non-standard residues in protein, DNA, RNA chains [i](#)

There are no non-standard protein/DNA/RNA residues in this entry.

5.5 Carbohydrates [i](#)

There are no monosaccharides in this entry.

5.6 Ligand geometry [i](#)

There are no ligands in this entry.

5.7 Other polymers [i](#)

There are no such residues in this entry.

5.8 Polymer linkage issues

There are no chain breaks in this entry.

6 Fit of model and data i

6.1 Protein, DNA and RNA chains i

In the following table, the column labelled ‘#RSRZ > 2’ contains the number (and percentage) of RSRZ outliers, followed by percent RSRZ outliers for the chain as percentile scores relative to all X-ray entries and entries of similar resolution. The OWAB column contains the minimum, median, 95th percentile and maximum values of the occupancy-weighted average B-factor per residue. The column labelled ‘Q < 0.9’ lists the number of (and percentage) of residues with an average occupancy less than 0.9.

Mol	Chain	Analysed	<RSRZ>	#RSRZ>2	OWAB(Å ²)	Q<0.9
1	A	342/365 (93%)	-0.12	8 (2%) 60 31	8, 30, 70, 94	0
1	B	342/365 (93%)	-0.27	2 (0%) 89 72	8, 30, 70, 94	0
1	C	342/365 (93%)	-0.33	1 (0%) 94 84	8, 30, 70, 94	0
1	D	342/365 (93%)	-0.21	5 (1%) 73 46	8, 30, 70, 94	0
1	E	342/365 (93%)	-0.32	0 100 100	8, 30, 70, 94	0
1	F	342/365 (93%)	-0.30	0 100 100	8, 30, 70, 94	0
1	G	342/365 (93%)	-0.18	2 (0%) 89 72	8, 30, 70, 94	0
1	H	342/365 (93%)	-0.28	3 (0%) 84 63	8, 30, 70, 94	0
1	I	342/365 (93%)	-0.10	2 (0%) 89 72	8, 30, 70, 94	0
1	J	342/365 (93%)	-0.31	3 (0%) 84 63	8, 30, 70, 94	0
1	K	342/365 (93%)	-0.29	0 100 100	8, 30, 70, 94	0
1	L	342/365 (93%)	-0.27	0 100 100	8, 30, 70, 94	0
All	All	4104/4380 (93%)	-0.25	26 (0%) 89 72	8, 30, 72, 94	0

All (26) RSRZ outliers are listed below:

Mol	Chain	Res	Type	RSRZ
1	I	50	GLU	3.0
1	C	158	THR	2.9
1	A	315	ARG	2.8
1	A	319	ASP	2.8
1	H	158	THR	2.8
1	J	48	GLY	2.8
1	G	4	SER	2.7
1	A	49	VAL	2.6
1	I	3	HIS	2.6
1	J	158	THR	2.6
1	D	51	ASN	2.5

Continued on next page...

Continued from previous page...

Mol	Chain	Res	Type	RSRZ
1	A	53	GLU	2.5
1	B	45	SER	2.4
1	A	50	GLU	2.4
1	A	311	LEU	2.4
1	H	3	HIS	2.4
1	D	241	PRO	2.4
1	D	3	HIS	2.4
1	H	4	SER	2.3
1	J	3	HIS	2.3
1	D	317	GLN	2.2
1	B	158	THR	2.2
1	A	51	ASN	2.1
1	G	50	GLU	2.1
1	D	91	GLY	2.1
1	A	330	LYS	2.0

6.2 Non-standard residues in protein, DNA, RNA chains [i](#)

There are no non-standard protein/DNA/RNA residues in this entry.

6.3 Carbohydrates [i](#)

There are no monosaccharides in this entry.

6.4 Ligands [i](#)

There are no ligands in this entry.

6.5 Other polymers [i](#)

There are no such residues in this entry.