



Full wwPDB X-ray Structure Validation Report ⓘ

Aug 23, 2023 – 02:10 AM JST

PDB ID : 7XYZ
Title : TRIM E3 ubiquitin ligase
Authors : Park, S.H.; Song, H.K.
Deposited on : 2022-06-02
Resolution : 4.62 Å(reported)

This is a Full wwPDB X-ray Structure Validation Report for a publicly released PDB entry.

We welcome your comments at validation@mail.wwpdb.org

A user guide is available at

<https://www.wwpdb.org/validation/2017/XrayValidationReportHelp>

with specific help available everywhere you see the ⓘ symbol.

The types of validation reports are described at

<http://www.wwpdb.org/validation/2017/FAQs#types>.

The following versions of software and data (see [references ⓘ](#)) were used in the production of this report:

MolProbity : 4.02b-467
Xtriage (Phenix) : 1.13
EDS : 2.35
buster-report : 1.1.7 (2018)
Percentile statistics : 20191225.v01 (using entries in the PDB archive December 25th 2019)
Refmac : 5.8.0158
CCP4 : 7.0.044 (Gargrove)
Ideal geometry (proteins) : Engh & Huber (2001)
Ideal geometry (DNA, RNA) : Parkinson et al. (1996)
Validation Pipeline (wwPDB-VP) : 2.35

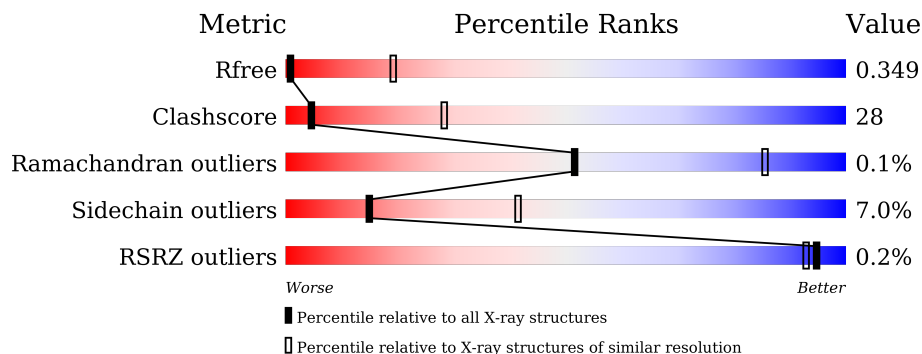
1 Overall quality at a glance

The following experimental techniques were used to determine the structure:

X-RAY DIFFRACTION

The reported resolution of this entry is 4.62 Å.

Percentile scores (ranging between 0-100) for global validation metrics of the entry are shown in the following graphic. The table shows the number of entries on which the scores are based.



Metric	Whole archive (#Entries)	Similar resolution (#Entries, resolution range(Å))
R_{free}	130704	1062 (5.40-3.80)
Clashscore	141614	1130 (5.40-3.80)
Ramachandran outliers	138981	1074 (5.40-3.80)
Sidechain outliers	138945	1055 (5.40-3.80)
RSRZ outliers	127900	1114 (5.54-3.70)

The table below summarises the geometric issues observed across the polymeric chains and their fit to the electron density. The red, orange, yellow and green segments of the lower bar indicate the fraction of residues that contain outliers for ≥ 3 , 2, 1 and 0 types of geometric quality criteria respectively. A grey segment represents the fraction of residues that are not modelled. The numeric value for each fraction is indicated below the corresponding segment, with a dot representing fractions $\leq 5\%$. The upper red bar (where present) indicates the fraction of residues that have poor fit to the electron density. The numeric value is given above the bar.

Mol	Chain	Length	Quality of chain
1	A	466	 47% 46% . .
1	B	466	 47% 47% . .
1	C	466	 50% 44% . .
1	D	466	 45% 49% . .

2 Entry composition [i](#)

There are 2 unique types of molecules in this entry. The entry contains 14236 atoms, of which 0 are hydrogens and 0 are deuteriums.

In the tables below, the ZeroOcc column contains the number of atoms modelled with zero occupancy, the AltConf column contains the number of residues with at least one atom in alternate conformation and the Trace column contains the number of residues modelled with at most 2 atoms.

- Molecule 1 is a protein called Tripartite motif-containing protein 72.

Mol	Chain	Residues	Atoms					ZeroOcc	AltConf	Trace
			Total	C	N	O	S			
1	A	453	3545	2229	638	656	22	0	0	0
1	B	456	3569	2244	644	659	22	0	0	0
1	C	452	3537	2225	637	653	22	0	0	0
1	D	456	3569	2244	644	659	22	0	0	0

There are 28 discrepancies between the modelled and reference sequences:

Chain	Residue	Modelled	Actual	Comment	Reference
A	5	GLY	-	expression tag	UNP Q1XH17
A	6	SER	-	expression tag	UNP Q1XH17
A	55	SER	CYS	engineered mutation	UNP Q1XH17
A	144	SER	CYS	engineered mutation	UNP Q1XH17
A	242	SER	CYS	engineered mutation	UNP Q1XH17
A	279	HIS	LYS	engineered mutation	UNP Q1XH17
A	283	HIS	ALA	engineered mutation	UNP Q1XH17
B	5	GLY	-	expression tag	UNP Q1XH17
B	6	SER	-	expression tag	UNP Q1XH17
B	55	SER	CYS	engineered mutation	UNP Q1XH17
B	144	SER	CYS	engineered mutation	UNP Q1XH17
B	242	SER	CYS	engineered mutation	UNP Q1XH17
B	279	HIS	LYS	engineered mutation	UNP Q1XH17
B	283	HIS	ALA	engineered mutation	UNP Q1XH17
C	5	GLY	-	expression tag	UNP Q1XH17
C	6	SER	-	expression tag	UNP Q1XH17
C	55	SER	CYS	engineered mutation	UNP Q1XH17
C	144	SER	CYS	engineered mutation	UNP Q1XH17
C	242	SER	CYS	engineered mutation	UNP Q1XH17
C	279	HIS	LYS	engineered mutation	UNP Q1XH17
C	283	HIS	ALA	engineered mutation	UNP Q1XH17

Continued on next page...

Continued from previous page...

Chain	Residue	Modelled	Actual	Comment	Reference
D	5	GLY	-	expression tag	UNP Q1XH17
D	6	SER	-	expression tag	UNP Q1XH17
D	55	SER	CYS	engineered mutation	UNP Q1XH17
D	144	SER	CYS	engineered mutation	UNP Q1XH17
D	242	SER	CYS	engineered mutation	UNP Q1XH17
D	279	HIS	LYS	engineered mutation	UNP Q1XH17
D	283	HIS	ALA	engineered mutation	UNP Q1XH17

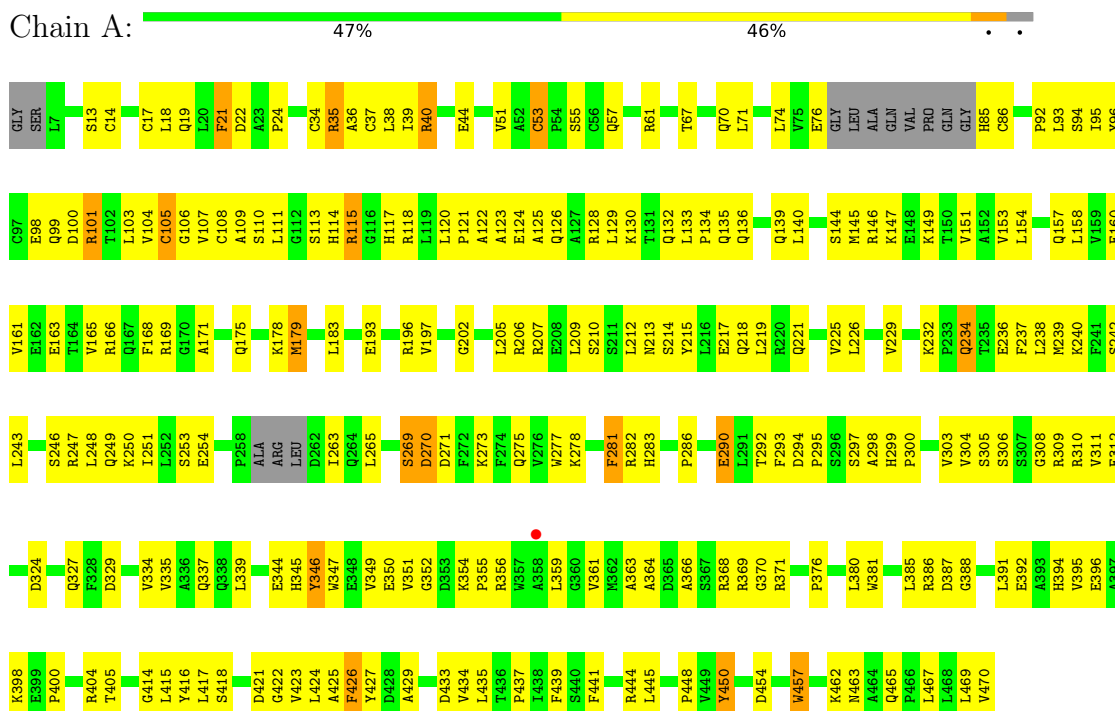
- Molecule 2 is ZINC ION (three-letter code: ZN) (formula: Zn) (labeled as "Ligand of Interest" by depositor).

Mol	Chain	Residues	Atoms	ZeroOcc	AltConf
2	A	4	Total Zn 4 4	0	0
2	B	4	Total Zn 4 4	0	0
2	C	4	Total Zn 4 4	0	0
2	D	4	Total Zn 4 4	0	0

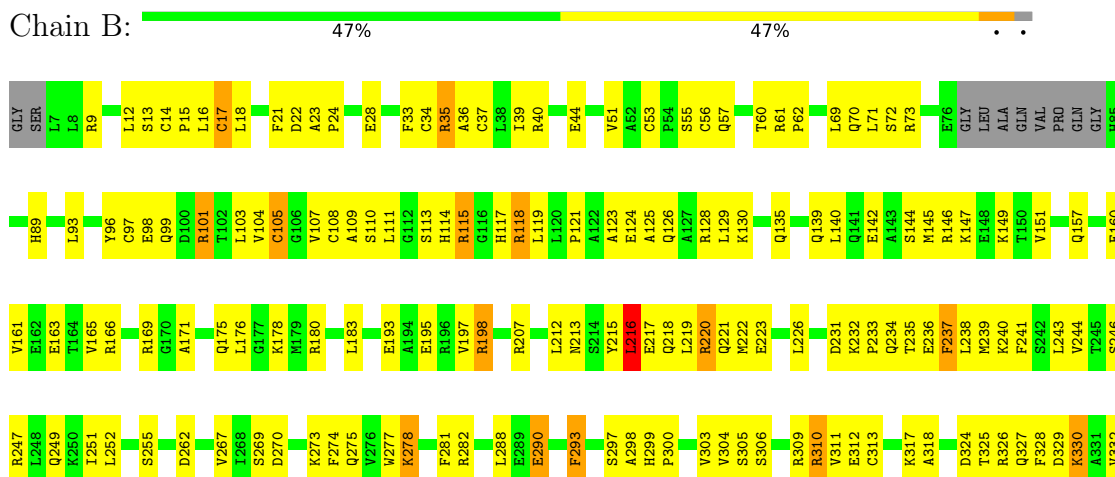
3 Residue-property plots

These plots are drawn for all protein, RNA, DNA and oligosaccharide chains in the entry. The first graphic for a chain summarises the proportions of the various outlier classes displayed in the second graphic. The second graphic shows the sequence view annotated by issues in geometry and electron density. Residues are color-coded according to the number of geometric quality criteria for which they contain at least one outlier: green = 0, yellow = 1, orange = 2 and red = 3 or more. A red dot above a residue indicates a poor fit to the electron density ($RSRZ > 2$). Stretches of 2 or more consecutive residues without any outlier are shown as a green connector. Residues present in the sample, but not in the model, are shown in grey.

- Molecule 1: Tripartite motif-containing protein 72



- Molecule 1: Tripartite motif-containing protein 72



4 Data and refinement statistics

Property	Value	Source
Space group	P 31	Depositor
Cell constants a, b, c, α , β , γ	174.38Å 174.38Å 224.94Å 90.00° 90.00° 120.00°	Depositor
Resolution (Å)	35.79 – 4.62 35.79 – 4.62	Depositor EDS
% Data completeness (in resolution range)	88.7 (35.79-4.62) 88.6 (35.79-4.62)	Depositor EDS
R_{merge}	(Not available)	Depositor
R_{sym}	(Not available)	Depositor
$\langle I/\sigma(I) \rangle$ ¹	1.58 (at 4.62Å)	Xtriage
Refinement program	PHENIX 1.20.1_4487	Depositor
R, R_{free}	0.312 , 0.348 0.314 , 0.349	Depositor DCC
R_{free} test set	1806 reflections (4.85%)	wwPDB-VP
Wilson B-factor (Å ²)	172.0	Xtriage
Anisotropy	0.553	Xtriage
Bulk solvent k_{sol} (e/Å ³), B_{sol} (Å ²)	0.16 , 298.4	EDS
L-test for twinning ²	$\langle L \rangle = 0.41$, $\langle L^2 \rangle = 0.24$	Xtriage
Estimated twinning fraction	0.218 for -h,-k,l 0.278 for h,-h-k,-l 0.216 for -k,-h,-l	Xtriage
F_o, F_c correlation	0.93	EDS
Total number of atoms	14236	wwPDB-VP
Average B, all atoms (Å ²)	332.0	wwPDB-VP

Xtriage's analysis on translational NCS is as follows: *The largest off-origin peak in the Patterson function is 6.90% of the height of the origin peak. No significant pseudotranslation is detected.*

¹Intensities estimated from amplitudes.

²Theoretical values of $\langle |L| \rangle$, $\langle L^2 \rangle$ for acentric reflections are 0.5, 0.333 respectively for untwinned datasets, and 0.375, 0.2 for perfectly twinned datasets.

5 Model quality [i](#)

5.1 Standard geometry [i](#)

Bond lengths and bond angles in the following residue types are not validated in this section:
ZN

The Z score for a bond length (or angle) is the number of standard deviations the observed value is removed from the expected value. A bond length (or angle) with $|Z| > 5$ is considered an outlier worth inspection. RMSZ is the root-mean-square of all Z scores of the bond lengths (or angles).

Mol	Chain	Bond lengths		Bond angles	
		RMSZ	# Z >5	RMSZ	# Z >5
1	A	0.29	0/3619	0.63	0/4901
1	B	0.30	0/3644	0.67	3/4936 (0.1%)
1	C	0.30	0/3611	0.65	1/4890 (0.0%)
1	D	0.31	0/3644	0.66	1/4936 (0.0%)
All	All	0.30	0/14518	0.65	5/19663 (0.0%)

Chiral center outliers are detected by calculating the chiral volume of a chiral center and verifying if the center is modelled as a planar moiety or with the opposite hand. A planarity outlier is detected by checking planarity of atoms in a peptide group, atoms in a mainchain group or atoms of a sidechain that are expected to be planar.

Mol	Chain	#Chirality outliers	#Planarity outliers
1	A	0	1
1	C	0	1
All	All	0	2

There are no bond length outliers.

All (5) bond angle outliers are listed below:

Mol	Chain	Res	Type	Atoms	Z	Observed(°)	Ideal(°)
1	B	449	VAL	C-N-CA	-8.46	100.55	121.70
1	C	449	VAL	C-N-CA	-7.92	101.91	121.70
1	B	317	LYS	C-N-CA	-5.81	107.17	121.70
1	B	216	LEU	CA-CB-CG	5.51	127.97	115.30
1	D	383	LEU	CA-CB-CG	5.17	127.19	115.30

There are no chirality outliers.

All (2) planarity outliers are listed below:

Mol	Chain	Res	Type	Group
1	A	122	ALA	Peptide
1	C	368	ARG	Sidechain

5.2 Too-close contacts [i](#)

In the following table, the Non-H and H(model) columns list the number of non-hydrogen atoms and hydrogen atoms in the chain respectively. The H(added) column lists the number of hydrogen atoms added and optimized by MolProbity. The Clashes column lists the number of clashes within the asymmetric unit, whereas Symm-Clashes lists symmetry-related clashes.

Mol	Chain	Non-H	H(model)	H(added)	Clashes	Symm-Clashes
1	A	3545	0	3537	217	1
1	B	3569	0	3567	220	1
1	C	3537	0	3533	204	0
1	D	3569	0	3567	220	0
2	A	4	0	0	0	0
2	B	4	0	0	0	0
2	C	4	0	0	0	0
2	D	4	0	0	0	0
All	All	14236	0	14204	806	1

The all-atom clashscore is defined as the number of clashes found per 1000 atoms (including hydrogen atoms). The all-atom clashscore for this structure is 28.

All (806) close contacts within the same asymmetric unit are listed below, sorted by their clash magnitude.

Atom-1	Atom-2	Interatomic distance (Å)	Clash overlap (Å)
1:C:179:MET:CA	1:C:284:LEU:HD11	1.68	1.22
1:D:114:HIS:ND1	1:D:117:HIS:ND1	1.89	1.20
1:C:179:MET:HA	1:C:284:LEU:CD1	1.86	1.05
1:C:179:MET:HA	1:C:284:LEU:HD11	1.07	1.03
1:D:114:HIS:ND1	1:D:117:HIS:CE1	2.27	1.01
1:B:363:ALA:O	1:B:368:ARG:NH2	1.94	1.00
1:C:280:MET:HE3	1:C:284:LEU:HD13	1.43	0.99
1:C:280:MET:CE	1:C:284:LEU:CD1	2.42	0.98
1:A:394:HIS:ND1	1:A:395:VAL:O	1.96	0.97
1:C:280:MET:HE1	1:C:284:LEU:HD12	1.45	0.96
1:C:280:MET:CE	1:C:284:LEU:HD12	1.96	0.95
1:B:362:MET:HG3	1:B:368:ARG:HH21	1.31	0.92
1:C:178:LYS:HB2	1:C:284:LEU:HD21	1.51	0.91
1:D:34:CYS:HB2	1:D:37:CYS:SG	2.12	0.89

Continued on next page...

Continued from previous page...

Atom-1	Atom-2	Interatomic distance (Å)	Clash overlap (Å)
1:B:16:LEU:HB2	1:B:37:CYS:HB3	1.55	0.88
1:B:395:VAL:HG12	1:B:396:GLU:H	1.37	0.88
1:C:280:MET:HE1	1:C:284:LEU:CD1	2.03	0.83
1:D:232:LYS:H	1:D:237:PHE:HE1	1.26	0.83
1:C:267:VAL:HG12	1:C:268:ILE:H	1.44	0.82
1:B:89:HIS:HE1	1:B:108:CYS:SG	1.98	0.82
1:C:376:PRO:HG3	1:C:381:TRP:HA	1.61	0.81
1:D:278:LYS:HB3	1:D:434:VAL:HG21	1.62	0.81
1:C:297:SER:HB2	1:C:327:GLN:HG2	1.62	0.81
1:D:35:ARG:H	1:D:35:ARG:HD3	1.46	0.81
1:B:376:PRO:HG3	1:B:381:TRP:HA	1.63	0.81
1:A:310:ARG:HH12	1:A:312:GLU:HB2	1.45	0.80
1:D:422:GLY:HA3	1:D:444:ARG:HA	1.64	0.80
1:C:53:CYS:O	1:D:207:ARG:NH1	2.16	0.79
1:C:207:ARG:HH11	1:D:57:GLN:HG3	1.46	0.79
1:C:282:ARG:NE	1:C:432:PRO:O	2.17	0.77
1:D:376:PRO:HG3	1:D:381:TRP:HA	1.65	0.76
1:A:132:GLN:HB3	1:A:136:GLN:HE22	1.49	0.76
1:C:280:MET:HE3	1:C:284:LEU:CD1	2.07	0.75
1:C:280:MET:CE	1:C:284:LEU:HD13	2.09	0.75
1:C:363:ALA:HA	1:C:449:VAL:HB	1.68	0.75
1:D:300:PRO:HG3	1:D:319:PRO:HD2	1.69	0.74
1:D:96:TYR:HD2	1:D:120:LEU:HB2	1.52	0.74
1:A:354:LYS:HZ3	1:A:465:GLN:H	1.35	0.74
1:A:99:GLN:HB2	1:A:117:HIS:HB3	1.68	0.74
1:A:34:CYS:HB2	1:A:37:CYS:SG	2.28	0.73
1:D:135:GLN:HE21	1:D:136:GLN:HE21	1.33	0.73
1:B:350:GLU:HG2	1:B:468:LEU:HD13	1.69	0.73
1:C:182:PHE:HE2	1:C:283:HIS:HB3	1.52	0.73
1:C:395:VAL:O	1:C:401:ARG:NH2	2.22	0.73
1:B:366:ALA:O	1:B:368:ARG:NH1	2.22	0.72
1:C:339:LEU:HD13	1:C:450:TYR:CD2	2.24	0.72
1:C:89:HIS:HE1	1:C:108:CYS:SG	2.12	0.72
1:B:17:CYS:SG	1:B:18:LEU:N	2.64	0.71
1:D:195:GLU:OE2	1:D:198:ARG:NH2	2.23	0.71
1:D:262:ASP:OD1	1:D:264:GLN:NE2	2.24	0.71
1:B:24:PRO:HD3	1:B:72:SER:HB3	1.71	0.71
1:C:351:VAL:HB	1:C:413:ILE:HD11	1.72	0.71
1:D:351:VAL:HB	1:D:413:ILE:HD11	1.73	0.71
1:B:312:GLU:OE2	1:B:354:LYS:NZ	2.24	0.70
1:A:99:GLN:HG2	1:A:118:ARG:HG2	1.73	0.70

Continued on next page...

Continued from previous page...

Atom-1	Atom-2	Interatomic distance (Å)	Clash overlap (Å)
1:B:426:PHE:O	1:B:426:PHE:CD1	2.45	0.70
1:A:146:ARG:HA	1:A:149:LYS:HE2	1.74	0.70
1:B:344:GLU:O	1:B:345:HIS:ND1	2.24	0.70
1:D:226:LEU:HA	1:D:229:VAL:HG22	1.73	0.70
1:C:93:LEU:HD13	1:D:235:THR:HG23	1.73	0.69
1:C:294:ASP:H	1:C:336:ALA:HA	1.56	0.69
1:C:463:ASN:O	1:C:463:ASN:ND2	2.24	0.69
1:A:175:GLN:HA	1:A:178:LYS:HE2	1.75	0.69
1:B:217:GLU:O	1:B:221:GLN:NE2	2.24	0.69
1:C:105:CYS:O	1:C:109:ALA:N	2.25	0.69
1:D:248:LEU:HD13	1:D:251:ILE:HD11	1.73	0.69
1:D:36:ALA:HA	1:D:39:ILE:HB	1.75	0.69
1:D:330:LYS:HE2	1:D:371:ARG:HB3	1.73	0.69
1:A:376:PRO:HG3	1:A:381:TRP:HA	1.75	0.69
1:B:463:ASN:ND2	1:B:463:ASN:O	2.26	0.69
1:A:99:GLN:HG2	1:A:118:ARG:H	1.57	0.69
1:D:313:CYS:SG	1:D:458:HIS:NE2	2.66	0.69
1:C:179:MET:CB	1:C:284:LEU:HD11	2.23	0.68
1:D:217:GLU:O	1:D:221:GLN:NE2	2.26	0.68
1:A:147:LYS:HD2	1:B:216:LEU:HB2	1.76	0.68
1:A:394:HIS:CE1	1:A:395:VAL:O	2.46	0.68
1:A:130:LYS:HD3	1:B:237:PHE:HE2	1.58	0.68
1:B:16:LEU:HD12	1:B:33:PHE:HE1	1.58	0.68
1:A:219:LEU:HD11	1:B:140:LEU:HG	1.74	0.68
1:A:422:GLY:HA3	1:A:444:ARG:HA	1.74	0.68
1:B:351:VAL:HB	1:B:413:ILE:HD11	1.74	0.68
1:D:395:VAL:HG12	1:D:396:GLU:H	1.59	0.68
1:D:164:THR:HA	1:D:167:GLN:CD	2.14	0.68
1:A:239:MET:HB3	1:B:9:ARG:HH12	1.57	0.68
1:D:363:ALA:HA	1:D:449:VAL:HB	1.75	0.68
1:D:392:GLU:HG3	1:D:400:PRO:HB2	1.76	0.67
1:B:105:CYS:O	1:B:109:ALA:N	2.27	0.67
1:A:418:SER:HB3	1:A:423:VAL:HB	1.76	0.67
1:B:337:GLN:C	1:B:450:TYR:OH	2.33	0.67
1:D:426:PHE:HZ	1:D:441:PHE:HB2	1.60	0.67
1:C:139:GLN:NE2	1:C:142:GLU:OE1	2.27	0.67
1:C:297:SER:OG	1:C:326:ARG:NH1	2.28	0.67
1:D:232:LYS:O	1:D:237:PHE:CE1	2.47	0.67
1:D:329:ASP:HB3	1:D:370:GLY:H	1.60	0.67
1:B:171:ALA:O	1:B:175:GLN:NE2	2.28	0.66
1:C:137:LYS:O	1:C:141:GLN:NE2	2.29	0.66

Continued on next page...

Continued from previous page...

Atom-1	Atom-2	Interatomic distance (Å)	Clash overlap (Å)
1:D:171:ALA:O	1:D:175:GLN:NE2	2.29	0.66
1:B:300:PRO:HB2	1:B:318:ALA:HB1	1.76	0.66
1:C:397:ALA:O	1:C:401:ARG:NH2	2.28	0.66
1:C:341:SER:HB2	1:C:448:PRO:HD3	1.75	0.66
1:A:290:GLU:OE2	1:A:309:ARG:NH1	2.29	0.66
1:C:344:GLU:O	1:C:345:HIS:ND1	2.28	0.66
1:C:382:LEU:HB2	1:C:394:HIS:HB2	1.78	0.66
1:D:232:LYS:N	1:D:237:PHE:HE1	1.92	0.66
1:B:70:GLN:HG2	1:B:71:LEU:HD12	1.76	0.66
1:D:24:PRO:HG2	1:D:67:THR:HA	1.78	0.65
1:D:100:ASP:OD1	1:D:100:ASP:N	2.28	0.65
1:B:426:PHE:O	1:B:426:PHE:HD1	1.78	0.65
1:C:300:PRO:HB2	1:C:318:ALA:HB1	1.77	0.65
1:D:291:LEU:HB3	1:D:338:GLN:NE2	2.10	0.65
1:B:146:ARG:HA	1:B:149:LYS:HE2	1.78	0.65
1:B:99:GLN:HB3	1:B:117:HIS:HB3	1.77	0.65
1:D:469:LEU:HD12	1:D:470:VAL:H	1.61	0.65
1:C:14:CYS:SG	1:C:37:CYS:HB2	2.36	0.65
1:B:282:ARG:HG3	1:B:435:LEU:HD13	1.78	0.65
1:D:17:CYS:SG	1:D:19:GLN:NE2	2.70	0.65
1:C:207:ARG:NH1	1:D:53:CYS:O	2.30	0.65
1:D:347:TRP:NE1	1:D:415:LEU:HB2	2.12	0.65
1:C:404:ARG:NH2	1:C:437:PRO:O	2.30	0.64
1:A:93:LEU:HD12	1:B:239:MET:HG2	1.78	0.64
1:B:34:CYS:HB2	1:B:37:CYS:SG	2.36	0.64
1:C:99:GLN:HG2	1:C:118:ARG:HG2	1.79	0.64
1:A:96:TYR:HA	1:A:103:LEU:HA	1.78	0.64
1:B:305:SER:O	1:B:309:ARG:N	2.29	0.64
1:A:217:GLU:O	1:A:221:GLN:NE2	2.31	0.64
1:C:393:ALA:O	1:C:401:ARG:NH1	2.30	0.64
1:C:277:TRP:HE1	1:D:277:TRP:HE1	1.43	0.64
1:A:281:PHE:HE2	1:A:435:LEU:H	1.45	0.64
1:A:283:HIS:ND1	1:A:283:HIS:O	2.31	0.64
1:B:366:ALA:HB2	1:B:380:LEU:HD22	1.80	0.64
1:A:286:PRO:HG2	1:A:346:TYR:HB3	1.79	0.64
1:C:163:GLU:HG3	1:C:166:ARG:HH21	1.63	0.64
1:A:115:ARG:H	1:A:115:ARG:HD3	1.63	0.63
1:D:328:PHE:HA	1:D:368:ARG:HB3	1.79	0.63
1:C:267:VAL:HG12	1:C:268:ILE:N	2.13	0.63
1:D:95:ILE:HG12	1:D:104:VAL:H	1.64	0.63
1:D:376:PRO:HD3	1:D:382:LEU:HG	1.80	0.63

Continued on next page...

Continued from previous page...

Atom-1	Atom-2	Interatomic distance (Å)	Clash overlap (Å)
1:A:100:ASP:N	1:A:100:ASP:OD1	2.30	0.63
1:A:469:LEU:HD12	1:A:470:VAL:H	1.64	0.63
1:B:163:GLU:HG3	1:B:166:ARG:HH21	1.64	0.63
1:C:144:SER:HA	1:C:147:LYS:HD3	1.81	0.62
1:D:424:LEU:H	1:D:424:LEU:HD23	1.63	0.62
1:D:114:HIS:CE1	1:D:117:HIS:HD1	2.14	0.62
1:A:163:GLU:HG3	1:A:166:ARG:HH21	1.62	0.62
1:B:35:ARG:H	1:B:35:ARG:HD3	1.63	0.62
1:A:19:GLN:HG2	1:A:40:ARG:HH22	1.65	0.62
1:C:294:ASP:HB2	1:C:337:GLN:HB2	1.82	0.62
1:B:393:ALA:O	1:B:400:PRO:HA	2.00	0.62
1:A:469:LEU:HG	1:A:470:VAL:HG23	1.81	0.62
1:A:424:LEU:H	1:A:424:LEU:HD23	1.64	0.62
1:B:344:GLU:HA	1:B:417:LEU:O	2.00	0.62
1:A:98:GLU:HB3	1:A:118:ARG:HG3	1.82	0.62
1:A:293:PHE:HB2	1:A:334:VAL:HG21	1.81	0.62
1:B:51:VAL:HG21	1:B:62:PRO:HD3	1.82	0.62
1:C:288:LEU:HD13	1:C:347:TRP:HA	1.80	0.61
1:C:350:GLU:HA	1:C:412:ARG:HA	1.80	0.61
1:C:424:LEU:HD23	1:C:424:LEU:H	1.65	0.61
1:D:164:THR:HA	1:D:167:GLN:OE1	1.99	0.61
1:A:355:PRO:HB2	1:A:388:GLY:H	1.64	0.61
1:B:327:GLN:O	1:B:369:ARG:NE	2.29	0.61
1:B:341:SER:HB2	1:B:448:PRO:HD3	1.82	0.61
1:A:86:CYS:HB2	1:A:93:LEU:HD23	1.83	0.61
1:B:361:VAL:HG13	1:B:381:TRP:CE3	2.36	0.61
1:A:281:PHE:HZ	1:A:435:LEU:HB2	1.64	0.61
1:A:344:GLU:O	1:A:345:HIS:ND1	2.34	0.61
1:B:354:LYS:HB2	1:B:467:LEU:HD21	1.83	0.61
1:D:115:ARG:HD3	1:D:115:ARG:H	1.65	0.61
1:D:290:GLU:OE1	1:D:309:ARG:NH1	2.33	0.61
1:A:36:ALA:HA	1:A:39:ILE:HB	1.82	0.61
1:A:350:GLU:OE2	1:A:352:GLY:N	2.29	0.60
1:A:24:PRO:HD2	1:A:67:THR:HB	1.82	0.60
1:B:339:LEU:HD22	1:B:450:TYR:CE2	2.36	0.60
1:C:35:ARG:O	1:C:39:ILE:HG12	2.01	0.60
1:B:303:VAL:HG22	1:B:310:ARG:HH22	1.66	0.60
1:A:178:LYS:HG3	1:A:179:MET:SD	2.42	0.60
1:A:356:ARG:HA	1:A:385:LEU:O	2.01	0.60
1:B:422:GLY:HA3	1:B:444:ARG:HA	1.82	0.60
1:C:115:ARG:H	1:C:115:ARG:HD3	1.67	0.60

Continued on next page...

Continued from previous page...

Atom-1	Atom-2	Interatomic distance (Å)	Clash overlap (Å)
1:D:96:TYR:CD2	1:D:120:LEU:HB2	2.36	0.60
1:A:144:SER:HB2	1:B:220:ARG:HH12	1.66	0.60
1:A:329:ASP:HB3	1:A:369:ARG:HA	1.83	0.60
1:B:139:GLN:NE2	1:B:142:GLU:OE1	2.35	0.60
1:B:363:ALA:HA	1:B:449:VAL:HB	1.83	0.60
1:C:312:GLU:OE2	1:C:354:LYS:NZ	2.35	0.60
1:C:366:ALA:O	1:C:368:ARG:NH1	2.34	0.60
1:B:395:VAL:O	1:B:397:ALA:N	2.32	0.59
1:C:336:ALA:HB3	1:C:450:TYR:OH	2.03	0.59
1:C:347:TRP:CE2	1:C:415:LEU:HB2	2.37	0.59
1:D:95:ILE:HB	1:D:119:LEU:HD23	1.83	0.59
1:B:23:ALA:HA	1:B:69:LEU:HD22	1.84	0.59
1:C:114:HIS:HA	1:C:117:HIS:CD2	2.38	0.59
1:C:171:ALA:O	1:C:175:GLN:NE2	2.34	0.59
1:D:124:GLU:OE2	1:D:128:ARG:NE	2.35	0.59
1:D:163:GLU:O	1:D:167:GLN:OE1	2.20	0.59
1:A:95:ILE:HG23	1:A:121:PRO:HA	1.84	0.59
1:A:270:ASP:O	1:A:273:LYS:NZ	2.35	0.59
1:A:385:LEU:HD13	1:A:391:LEU:HD23	1.85	0.59
1:D:236:GLU:HB2	1:D:240:LYS:HE3	1.83	0.59
1:A:107:VAL:O	1:A:111:LEU:HB3	2.03	0.59
1:C:362:MET:HG3	1:C:368:ARG:HH21	1.68	0.59
1:A:70:GLN:HG2	1:A:71:LEU:H	1.68	0.58
1:C:178:LYS:HB2	1:C:284:LEU:CD2	2.29	0.58
1:A:292:THR:HG21	1:A:309:ARG:HG2	1.85	0.58
1:A:278:LYS:HB3	1:A:434:VAL:HG21	1.85	0.58
1:A:376:PRO:HA	1:A:380:LEU:H	1.68	0.58
1:B:252:LEU:O	1:B:255:SER:OG	2.15	0.58
1:B:288:LEU:HG	1:B:290:GLU:H	1.68	0.58
1:C:412:ARG:H	1:C:430:SER:HA	1.67	0.58
1:A:242:SER:HB2	1:B:103:LEU:HD13	1.84	0.58
1:B:386:ARG:O	1:B:390:ILE:HB	2.02	0.58
1:C:179:MET:HG2	1:C:284:LEU:CD1	2.34	0.58
1:C:268:ILE:HD11	1:D:168:PHE:HA	1.86	0.58
1:B:36:ALA:HA	1:B:39:ILE:HB	1.86	0.58
1:B:233:PRO:O	1:B:237:PHE:HB2	2.03	0.57
1:D:164:THR:HG22	1:D:167:GLN:HE22	1.69	0.57
1:A:277:TRP:CZ2	1:B:277:TRP:HZ2	2.22	0.57
1:B:469:LEU:HD12	1:B:470:VAL:H	1.70	0.57
1:B:99:GLN:HA	1:B:101:ARG:HH21	1.70	0.57
1:B:395:VAL:HG12	1:B:396:GLU:N	2.13	0.57

Continued on next page...

Continued from previous page...

Atom-1	Atom-2	Interatomic distance (Å)	Clash overlap (Å)
1:B:431:ASN:HD21	1:B:433:ASP:HB2	1.69	0.57
1:C:135:GLN:NE2	1:C:139:GLN:OE1	2.37	0.57
1:D:22:ASP:OD2	1:D:35:ARG:NH2	2.38	0.57
1:D:329:ASP:HB3	1:D:370:GLY:N	2.19	0.57
1:A:144:SER:HA	1:A:147:LYS:HD3	1.86	0.57
1:B:114:HIS:HA	1:B:117:HIS:CE1	2.40	0.57
1:B:309:ARG:HB3	1:B:469:LEU:HD23	1.86	0.57
1:D:301:SER:OG	1:D:313:CYS:SG	2.62	0.57
1:D:295:PRO:HA	1:D:334:VAL:HG23	1.87	0.57
1:D:300:PRO:HG3	1:D:318:ALA:HA	1.87	0.57
1:D:305:SER:OG	1:D:310:ARG:NH2	2.35	0.57
1:B:98:GLU:OE2	1:B:118:ARG:NH1	2.37	0.57
1:D:163:GLU:HG3	1:D:166:ARG:HH21	1.70	0.57
1:A:218:GLN:NE2	1:B:15:PRO:O	2.38	0.56
1:B:424:LEU:HD23	1:B:424:LEU:H	1.70	0.56
1:C:368:ARG:HD2	1:C:368:ARG:N	2.20	0.56
1:A:247:ARG:NH2	1:B:13:SER:O	2.38	0.56
1:B:298:ALA:O	1:B:327:GLN:NE2	2.38	0.56
1:C:178:LYS:CB	1:C:284:LEU:HD21	2.30	0.56
1:D:86:CYS:HB3	1:D:89:HIS:H	1.70	0.56
1:A:113:SER:HB2	1:A:114:HIS:CE1	2.41	0.56
1:A:251:ILE:HD12	1:A:254:GLU:HB3	1.86	0.56
1:B:324:ASP:OD1	1:B:325:THR:N	2.38	0.56
1:D:344:GLU:O	1:D:345:HIS:ND1	2.38	0.56
1:A:281:PHE:CZ	1:A:435:LEU:HB2	2.40	0.56
1:B:93:LEU:HD12	1:B:93:LEU:H	1.71	0.56
1:B:299:HIS:HB3	1:B:332:VAL:HG12	1.87	0.56
1:A:361:VAL:HG13	1:A:381:TRP:HE3	1.71	0.56
1:A:168:PHE:HE1	1:B:267:VAL:HG13	1.71	0.56
1:B:124:GLU:OE2	1:B:128:ARG:NE	2.38	0.56
1:B:270:ASP:O	1:B:273:LYS:NZ	2.39	0.56
1:A:293:PHE:HE1	1:A:304:VAL:HG11	1.71	0.56
1:C:361:VAL:HG13	1:C:381:TRP:CE3	2.40	0.56
1:A:193:GLU:O	1:A:196:ARG:HG3	2.06	0.55
1:B:339:LEU:HD22	1:B:450:TYR:CZ	2.41	0.55
1:D:164:THR:HA	1:D:167:GLN:NE2	2.21	0.55
1:A:339:LEU:HG	1:A:448:PRO:HB2	1.89	0.55
1:A:135:GLN:OE1	1:A:136:GLN:NE2	2.35	0.55
1:A:248:LEU:HA	1:A:251:ILE:HG22	1.89	0.55
1:C:399:GLU:O	1:C:401:ARG:NH1	2.40	0.55
1:D:361:VAL:HG13	1:D:381:TRP:HE3	1.71	0.55

Continued on next page...

Continued from previous page...

Atom-1	Atom-2	Interatomic distance (Å)	Clash overlap (Å)
1:D:146:ARG:HA	1:D:149:LYS:HE2	1.88	0.55
1:A:327:GLN:HE21	1:A:369:ARG:HH22	1.55	0.55
1:A:392:GLU:HG3	1:A:400:PRO:HB2	1.89	0.55
1:B:105:CYS:SG	1:B:108:CYS:HB2	2.47	0.55
1:C:9:ARG:HB3	1:C:13:SER:HB2	1.88	0.55
1:C:179:MET:CA	1:C:284:LEU:CD1	2.59	0.55
1:C:274:PHE:CE2	1:D:423:VAL:HG11	2.41	0.55
1:A:329:ASP:HB3	1:A:370:GLY:H	1.71	0.55
1:B:383:LEU:HD11	1:B:391:LEU:HD11	1.89	0.55
1:D:282:ARG:NH1	1:D:432:PRO:O	2.39	0.55
1:C:297:SER:O	1:C:327:GLN:NE2	2.30	0.55
1:A:269:SER:OG	1:A:271:ASP:OD1	2.16	0.55
1:B:175:GLN:HA	1:B:178:LYS:HE3	1.89	0.55
1:C:267:VAL:CG1	1:C:268:ILE:H	2.19	0.55
1:A:35:ARG:NH1	1:A:36:ALA:H	2.05	0.54
1:C:135:GLN:OE1	1:C:136:GLN:NE2	2.38	0.54
1:C:401:ARG:H	1:C:401:ARG:HD2	1.72	0.54
1:D:232:LYS:N	1:D:237:PHE:CE1	2.70	0.54
1:A:95:ILE:HA	1:A:121:PRO:O	2.07	0.54
1:A:207:ARG:NH1	1:B:53:CYS:O	2.40	0.54
1:B:96:TYR:HD1	1:B:103:LEU:HB3	1.72	0.54
1:C:100:ASP:OD2	1:C:114:HIS:HE1	1.90	0.54
1:C:291:LEU:O	1:C:338:GLN:NE2	2.41	0.54
1:C:393:ALA:O	1:C:401:ARG:HD2	2.07	0.54
1:D:429:ALA:HB2	1:D:435:LEU:HG	1.89	0.54
1:A:135:GLN:NE2	1:A:139:GLN:OE1	2.40	0.54
1:C:179:MET:CB	1:C:284:LEU:CD1	2.86	0.54
1:D:356:ARG:NH2	1:D:463:ASN:OD1	2.41	0.54
1:A:100:ASP:OD2	1:A:114:HIS:HE1	1.79	0.54
1:B:337:GLN:C	1:B:450:TYR:HH	2.10	0.54
1:A:427:TYR:CG	1:A:437:PRO:HA	2.42	0.54
1:B:135:GLN:NE2	1:B:139:GLN:OE1	2.40	0.54
1:B:115:ARG:H	1:B:115:ARG:HD3	1.73	0.54
1:C:57:GLN:OE1	1:D:207:ARG:NH2	2.40	0.54
1:C:182:PHE:CE2	1:C:283:HIS:HB3	2.40	0.54
1:D:165:VAL:HG12	1:D:169:ARG:HE	1.73	0.54
1:B:15:PRO:HD2	1:B:33:PHE:HZ	1.73	0.54
1:B:350:GLU:HA	1:B:412:ARG:HA	1.90	0.54
1:C:271:ASP:O	1:C:275:GLN:NE2	2.39	0.54
1:A:395:VAL:HG12	1:A:396:GLU:H	1.73	0.54
1:D:114:HIS:CG	1:D:117:HIS:ND1	2.75	0.54

Continued on next page...

Continued from previous page...

Atom-1	Atom-2	Interatomic distance (Å)	Clash overlap (Å)
1:D:323:GLU:HA	1:D:369:ARG:HH21	1.73	0.54
1:C:179:MET:N	1:C:284:LEU:HD11	2.22	0.53
1:D:347:TRP:CE2	1:D:415:LEU:HB2	2.43	0.53
1:B:231:ASP:OD1	1:B:232:LYS:NZ	2.40	0.53
1:D:9:ARG:HG3	1:D:10:GLN:HB3	1.91	0.53
1:D:322:GLY:HA3	1:D:327:GLN:HG3	1.90	0.53
1:D:414:GLY:HA3	1:D:435:LEU:HD21	1.90	0.53
1:A:51:VAL:HG12	1:A:61:ARG:HH11	1.74	0.53
1:B:24:PRO:HD2	1:B:69:LEU:HA	1.91	0.53
1:C:179:MET:HG2	1:C:284:LEU:HD13	1.90	0.53
1:D:232:LYS:HB2	1:D:237:PHE:CE1	2.43	0.53
1:D:376:PRO:HB3	1:D:381:TRP:CD1	2.43	0.53
1:B:22:ASP:HA	1:B:72:SER:HB2	1.90	0.53
1:C:75:VAL:HG12	1:C:76:GLU:HG3	1.90	0.53
1:C:361:VAL:HA	1:C:451:PRO:HA	1.91	0.53
1:D:100:ASP:OD2	1:D:102:THR:OG1	2.26	0.53
1:A:109:ALA:O	1:A:114:HIS:N	2.32	0.53
1:C:98:GLU:HB3	1:C:118:ARG:HG3	1.90	0.53
1:D:339:LEU:HG	1:D:448:PRO:HB2	1.91	0.53
1:B:346:TYR:HB2	1:B:416:TYR:CD2	2.44	0.53
1:C:361:VAL:HG13	1:C:381:TRP:HE3	1.72	0.53
1:D:281:PHE:HE2	1:D:435:LEU:H	1.56	0.53
1:C:422:GLY:HA3	1:C:444:ARG:HA	1.91	0.53
1:D:61:ARG:HE	1:D:62:PRO:HD2	1.73	0.53
1:A:124:GLU:OE2	1:A:128:ARG:NE	2.41	0.53
1:B:346:TYR:HB2	1:B:416:TYR:CE2	2.43	0.53
1:B:376:PRO:HB3	1:B:381:TRP:CD1	2.43	0.53
1:C:363:ALA:O	1:C:368:ARG:NH2	2.42	0.53
1:C:35:ARG:HG2	1:C:36:ALA:N	2.24	0.52
1:A:329:ASP:N	1:A:329:ASP:OD1	2.41	0.52
1:D:179:MET:SD	1:D:179:MET:N	2.81	0.52
1:A:110:SER:O	1:A:115:ARG:HB3	2.09	0.52
1:D:135:GLN:NE2	1:D:136:GLN:HE21	2.06	0.52
1:D:296:SER:OG	1:D:326:ARG:NE	2.42	0.52
1:D:53:CYS:SG	1:D:56:CYS:N	2.81	0.52
1:D:75:VAL:HG23	1:D:76:GLU:H	1.74	0.52
1:D:174:GLU:O	1:D:178:LYS:HG2	2.09	0.52
1:A:70:GLN:OE1	1:A:70:GLN:N	2.31	0.52
1:A:71:LEU:HA	1:A:74:LEU:HB3	1.92	0.52
1:C:124:GLU:OE2	1:C:128:ARG:NE	2.42	0.52
1:B:15:PRO:HD2	1:B:33:PHE:CZ	2.44	0.52

Continued on next page...

Continued from previous page...

Atom-1	Atom-2	Interatomic distance (Å)	Clash overlap (Å)
1:C:14:CYS:H	1:C:18:LEU:HG	1.74	0.52
1:D:394:HIS:ND1	1:D:395:VAL:O	2.43	0.52
1:B:246:SER:O	1:B:249:GLN:HG2	2.10	0.52
1:C:394:HIS:HA	1:C:401:ARG:NH1	2.24	0.52
1:A:93:LEU:CD1	1:B:239:MET:HG2	2.40	0.52
1:B:235:THR:O	1:B:239:MET:HG3	2.10	0.52
1:B:299:HIS:CG	1:B:332:VAL:HA	2.44	0.52
1:C:225:VAL:O	1:C:229:VAL:HG23	2.10	0.52
1:C:427:TYR:CD1	1:C:437:PRO:HA	2.45	0.52
1:A:327:GLN:HB3	1:A:369:ARG:NH2	2.25	0.52
1:A:329:ASP:HB3	1:A:370:GLY:N	2.25	0.52
1:C:299:HIS:NE2	1:C:327:GLN:OE1	2.43	0.52
1:C:395:VAL:HG12	1:C:396:GLU:H	1.75	0.52
1:D:27:ALA:HB3	1:D:33:PHE:HE1	1.75	0.52
1:D:143:ALA:O	1:D:147:LYS:HE3	2.10	0.52
1:B:305:SER:HB3	1:B:310:ARG:NE	2.25	0.52
1:C:329:ASP:N	1:C:329:ASP:OD1	2.43	0.52
1:A:171:ALA:O	1:A:175:GLN:NE2	2.41	0.51
1:A:381:TRP:CH2	1:A:445:LEU:HD11	2.45	0.51
1:B:350:GLU:HB2	1:B:412:ARG:HG2	1.92	0.51
1:D:297:SER:HB3	1:D:327:GLN:HA	1.91	0.51
1:D:427:TYR:CD1	1:D:437:PRO:HA	2.45	0.51
1:A:324:ASP:H	1:A:369:ARG:NH2	2.09	0.51
1:A:347:TRP:CE2	1:A:415:LEU:HB2	2.45	0.51
1:B:330:LYS:NZ	1:B:371:ARG:H	2.07	0.51
1:C:347:TRP:NE1	1:C:415:LEU:HB2	2.25	0.51
1:B:311:VAL:O	1:B:467:LEU:HB2	2.10	0.51
1:D:137:LYS:O	1:D:140:LEU:HG	2.11	0.51
1:A:106:GLY:O	1:A:110:SER:OG	2.24	0.51
1:A:125:ALA:O	1:A:129:LEU:HG	2.10	0.51
1:A:366:ALA:O	1:A:368:ARG:NH1	2.43	0.51
1:B:234:GLN:O	1:B:238:LEU:HG	2.10	0.51
1:B:339:LEU:HD13	1:B:450:TYR:CE2	2.45	0.51
1:D:314:SER:O	1:D:458:HIS:NE2	2.43	0.51
1:D:329:ASP:OD1	1:D:329:ASP:N	2.40	0.51
1:A:129:LEU:HD13	1:B:241:PHE:HB3	1.92	0.51
1:C:216:LEU:HB3	1:D:147:LYS:HD3	1.93	0.51
1:D:191:ASP:O	1:D:195:GLU:HG2	2.11	0.51
1:D:349:VAL:HB	1:D:413:ILE:HB	1.92	0.51
1:D:450:TYR:CD1	1:D:452:ILE:HD11	2.46	0.51
1:A:98:GLU:O	1:A:101:ARG:NH1	2.44	0.51

Continued on next page...

Continued from previous page...

Atom-1	Atom-2	Interatomic distance (Å)	Clash overlap (Å)
1:A:207:ARG:NH2	1:B:57:GLN:OE1	2.42	0.51
1:C:37:CYS:SG	1:C:38:LEU:N	2.84	0.51
1:D:376:PRO:HA	1:D:380:LEU:H	1.76	0.51
1:A:183:LEU:HD13	1:B:176:LEU:HD22	1.92	0.51
1:C:297:SER:C	1:C:327:GLN:HE21	2.13	0.51
1:D:450:TYR:HD1	1:D:452:ILE:HD11	1.76	0.51
1:A:179:MET:SD	1:A:179:MET:N	2.75	0.50
1:A:234:GLN:HA	1:A:237:PHE:HB2	1.93	0.50
1:D:104:VAL:HB	1:D:109:ALA:HB2	1.93	0.50
1:B:51:VAL:HG22	1:B:61:ARG:HD3	1.94	0.50
1:B:165:VAL:HG12	1:B:169:ARG:HE	1.76	0.50
1:B:349:VAL:HG13	1:B:469:LEU:HD13	1.93	0.50
1:C:421:ASP:HB2	1:C:423:VAL:HG22	1.92	0.50
1:D:372:LEU:O	1:D:374:ALA:N	2.44	0.50
1:A:36:ALA:O	1:A:40:ARG:NE	2.43	0.50
1:A:427:TYR:CD1	1:A:437:PRO:HA	2.46	0.50
1:B:328:PHE:CD2	1:B:368:ARG:HB3	2.47	0.50
1:B:368:ARG:HD2	1:B:368:ARG:N	2.25	0.50
1:B:337:GLN:O	1:B:450:TYR:OH	2.26	0.50
1:D:281:PHE:HZ	1:D:435:LEU:HB2	1.76	0.50
1:A:275:GLN:OE1	1:A:275:GLN:N	2.40	0.50
1:A:351:VAL:HG22	1:A:354:LYS:HB3	1.92	0.50
1:C:93:LEU:HD12	1:C:93:LEU:H	1.77	0.50
1:D:295:PRO:HB2	1:D:298:ALA:HB2	1.93	0.50
1:A:123:ALA:HA	1:A:126:GLN:HE21	1.77	0.50
1:A:297:SER:HB2	1:A:327:GLN:HA	1.94	0.50
1:B:362:MET:HG3	1:B:368:ARG:NH2	2.14	0.50
1:A:250:LYS:O	1:A:253:SER:OG	2.25	0.50
1:B:312:GLU:HG3	1:B:313:CYS:H	1.77	0.50
1:D:428:ASP:OD1	1:D:430:SER:N	2.44	0.50
1:A:161:VAL:O	1:A:165:VAL:HG23	2.11	0.50
1:D:271:ASP:HB2	1:D:275:GLN:HE22	1.77	0.50
1:A:349:VAL:HG22	1:A:469:LEU:HD13	1.93	0.49
1:D:356:ARG:HA	1:D:385:LEU:O	2.12	0.49
1:A:109:ALA:HB1	1:A:114:HIS:HB2	1.94	0.49
1:C:288:LEU:HA	1:C:346:TYR:O	2.12	0.49
1:B:297:SER:HB2	1:B:328:PHE:CE1	2.46	0.49
1:B:427:TYR:CG	1:B:437:PRO:HA	2.47	0.49
1:A:311:VAL:HG22	1:A:467:LEU:HB2	1.93	0.49
1:C:327:GLN:OE1	1:C:328:PHE:N	2.45	0.49
1:D:247:ARG:HA	1:D:250:LYS:HE2	1.93	0.49

Continued on next page...

Continued from previous page...

Atom-1	Atom-2	Interatomic distance (Å)	Clash overlap (Å)
1:D:375:VAL:HG12	1:D:382:LEU:HD11	1.94	0.49
1:A:132:GLN:HB3	1:A:136:GLN:NE2	2.22	0.49
1:A:226:LEU:HA	1:A:229:VAL:HG12	1.93	0.49
1:A:295:PRO:HB2	1:A:298:ALA:HB2	1.95	0.49
1:C:207:ARG:NH2	1:D:44:GLU:OE2	2.41	0.49
1:C:233:PRO:O	1:C:237:PHE:HB2	2.12	0.49
1:B:161:VAL:O	1:B:165:VAL:HG23	2.12	0.49
1:C:125:ALA:O	1:C:129:LEU:HG	2.12	0.49
1:B:340:LEU:O	1:B:448:PRO:HB3	2.13	0.49
1:B:361:VAL:HG13	1:B:381:TRP:HE3	1.75	0.49
1:A:356:ARG:HB2	1:A:386:ARG:HA	1.94	0.49
1:B:247:ARG:O	1:B:251:ILE:HG12	2.12	0.49
1:B:345:HIS:O	1:B:416:TYR:HA	2.13	0.49
1:D:421:ASP:HB2	1:D:423:VAL:HG23	1.95	0.49
1:D:443:GLU:OE1	1:D:444:ARG:N	2.39	0.49
1:A:92:PRO:HB3	1:B:235:THR:HG21	1.94	0.49
1:A:94:SER:H	1:A:105:CYS:HA	1.78	0.49
1:C:193:GLU:O	1:C:197:VAL:HG23	2.13	0.49
1:D:114:HIS:CE1	1:D:117:HIS:CE1	3.00	0.49
1:A:368:ARG:HD2	1:A:368:ARG:N	2.29	0.48
1:B:144:SER:HA	1:B:147:LYS:HD3	1.95	0.48
1:A:303:VAL:O	1:A:311:VAL:HA	2.13	0.48
1:A:376:PRO:HA	1:A:380:LEU:N	2.28	0.48
1:A:394:HIS:CD2	1:A:400:PRO:HG3	2.48	0.48
1:B:277:TRP:CZ3	1:B:278:LYS:HD3	2.48	0.48
1:D:225:VAL:O	1:D:229:VAL:HG13	2.13	0.48
1:D:178:LYS:HD3	1:D:284:LEU:HD23	1.95	0.48
1:D:206:ARG:HA	1:D:209:LEU:HB2	1.95	0.48
1:A:299:HIS:HB3	1:A:300:PRO:HD2	1.95	0.48
1:A:104:VAL:HG12	1:A:105:CYS:H	1.79	0.48
1:D:229:VAL:O	1:D:232:LYS:HG2	2.14	0.48
1:B:53:CYS:SG	1:B:55:SER:OG	2.65	0.48
1:C:312:GLU:HG3	1:C:313:CYS:H	1.78	0.48
1:A:294:ASP:HB2	1:A:337:GLN:CD	2.33	0.48
1:A:376:PRO:HG2	1:A:395:VAL:HA	1.94	0.48
1:A:350:GLU:OE2	1:A:351:VAL:N	2.43	0.48
1:A:386:ARG:NH1	1:A:387:ASP:OD2	2.46	0.48
1:B:195:GLU:OE1	1:B:198:ARG:NE	2.41	0.48
1:B:299:HIS:CD2	1:B:327:GLN:HE22	2.31	0.48
1:B:459:ASP:HB3	1:B:462:LYS:NZ	2.29	0.48
1:C:113:SER:O	1:C:117:HIS:NE2	2.47	0.48

Continued on next page...

Continued from previous page...

Atom-1	Atom-2	Interatomic distance (Å)	Clash overlap (Å)
1:D:235:THR:O	1:D:239:MET:HG3	2.12	0.48
1:C:386:ARG:O	1:C:390:ILE:HB	2.14	0.48
1:B:104:VAL:HG12	1:B:105:CYS:N	2.28	0.48
1:B:213:ASN:HA	1:B:216:LEU:HD22	1.95	0.48
1:C:235:THR:O	1:C:239:MET:HG3	2.13	0.48
1:D:232:LYS:CA	1:D:237:PHE:HE1	2.26	0.48
1:A:17:CYS:SG	1:A:18:LEU:N	2.87	0.47
1:B:327:GLN:OE1	1:B:328:PHE:N	2.47	0.47
1:C:268:ILE:HD12	1:D:171:ALA:HB3	1.96	0.47
1:D:299:HIS:CG	1:D:332:VAL:HG12	2.49	0.47
1:D:427:TYR:HE1	1:D:439:PHE:H	1.62	0.47
1:A:213:ASN:OD1	1:A:214:SER:N	2.47	0.47
1:A:424:LEU:HD11	1:A:441:PHE:HB3	1.95	0.47
1:B:239:MET:O	1:B:243:LEU:HG	2.14	0.47
1:C:297:SER:CB	1:C:327:GLN:HG2	2.40	0.47
1:D:299:HIS:HB3	1:D:300:PRO:HD2	1.95	0.47
1:B:98:GLU:O	1:B:101:ARG:NE	2.47	0.47
1:B:376:PRO:HB3	1:B:381:TRP:HD1	1.77	0.47
1:A:263:ILE:HG12	1:A:265:LEU:H	1.79	0.47
1:B:157:GLN:O	1:B:160:GLU:HG2	2.14	0.47
1:B:304:VAL:HA	1:B:310:ARG:O	2.14	0.47
1:B:350:GLU:HG3	1:B:351:VAL:N	2.29	0.47
1:D:31:HIS:HB2	1:D:33:PHE:CZ	2.49	0.47
1:D:350:GLU:OE2	1:D:351:VAL:N	2.47	0.47
1:D:395:VAL:HG12	1:D:396:GLU:N	2.28	0.47
1:C:44:GLU:CD	1:C:48:ASP:HB2	2.35	0.47
1:C:223:GLU:O	1:C:226:LEU:HG	2.14	0.47
1:D:93:LEU:H	1:D:93:LEU:HD23	1.78	0.47
1:D:459:ASP:HB2	1:D:463:ASN:HB2	1.95	0.47
1:B:125:ALA:O	1:B:129:LEU:HG	2.15	0.47
1:A:165:VAL:HG12	1:A:169:ARG:HE	1.80	0.47
1:A:239:MET:O	1:A:243:LEU:HG	2.15	0.47
1:A:414:GLY:HA3	1:A:435:LEU:HD21	1.96	0.47
1:C:110:SER:O	1:C:115:ARG:HB3	2.14	0.47
1:C:147:LYS:HZ3	1:C:148:GLU:HG2	1.80	0.47
1:C:304:VAL:HA	1:C:310:ARG:O	2.15	0.47
1:D:291:LEU:HD23	1:D:338:GLN:HG3	1.96	0.47
1:A:239:MET:SD	1:B:9:ARG:NH2	2.75	0.47
1:A:394:HIS:HD1	1:A:395:VAL:N	2.12	0.47
1:C:376:PRO:HB3	1:C:381:TRP:CD1	2.50	0.47
1:B:180:ARG:O	1:B:183:LEU:HG	2.14	0.47

Continued on next page...

Continued from previous page...

Atom-1	Atom-2	Interatomic distance (Å)	Clash overlap (Å)
1:C:293:PHE:HE2	1:C:309:ARG:HD3	1.79	0.47
1:C:355:PRO:O	1:C:387:ASP:N	2.47	0.47
1:D:427:TYR:OH	1:D:440:SER:HB3	2.15	0.47
1:D:468:LEU:HD23	1:D:469:LEU:N	2.30	0.47
1:A:103:LEU:HD13	1:B:238:LEU:HB3	1.96	0.46
1:B:123:ALA:HA	1:B:126:GLN:HE21	1.80	0.46
1:B:223:GLU:O	1:B:226:LEU:HG	2.15	0.46
1:C:195:GLU:OE1	1:C:198:ARG:NE	2.44	0.46
1:D:180:ARG:O	1:D:183:LEU:HG	2.14	0.46
1:D:299:HIS:CD2	1:D:332:VAL:HG12	2.50	0.46
1:C:327:GLN:O	1:C:369:ARG:NE	2.37	0.46
1:C:424:LEU:H	1:C:424:LEU:CD2	2.29	0.46
1:A:299:HIS:CE1	1:A:327:GLN:HG3	2.50	0.46
1:A:415:LEU:HG	1:A:426:PHE:HB3	1.96	0.46
1:C:147:LYS:HD2	1:D:216:LEU:HB3	1.96	0.46
1:D:431:ASN:HD21	1:D:433:ASP:HB2	1.80	0.46
1:A:394:HIS:HD2	1:A:400:PRO:HG3	1.79	0.46
1:B:107:VAL:HG12	1:B:111:LEU:HD23	1.97	0.46
1:C:147:LYS:O	1:C:151:VAL:HG23	2.15	0.46
1:C:350:GLU:OE1	1:C:412:ARG:NH1	2.49	0.46
1:A:113:SER:O	1:A:117:HIS:NE2	2.48	0.46
1:A:277:TRP:CE3	1:A:278:LYS:HD2	2.50	0.46
1:B:357:TRP:CZ2	1:B:385:LEU:HD22	2.50	0.46
1:D:144:SER:O	1:D:147:LYS:HG2	2.15	0.46
1:B:35:ARG:HG2	1:B:36:ALA:N	2.30	0.46
1:C:132:GLN:HB3	1:C:136:GLN:HE22	1.81	0.46
1:C:339:LEU:HD22	1:C:450:TYR:CE2	2.50	0.46
1:A:212:LEU:HD13	1:A:215:TYR:HD2	1.81	0.46
1:B:213:ASN:HA	1:B:216:LEU:CD2	2.46	0.46
1:B:275:GLN:OE1	1:B:275:GLN:N	2.37	0.46
1:C:273:LYS:NZ	1:D:344:GLU:OE1	2.41	0.46
1:D:232:LYS:HB2	1:D:237:PHE:HE1	1.79	0.46
1:A:429:ALA:HB2	1:A:435:LEU:HG	1.98	0.46
1:B:356:ARG:NH1	1:B:456:CYS:SG	2.89	0.46
1:D:97:CYS:SG	1:D:100:ASP:CG	2.92	0.46
1:A:225:VAL:O	1:A:229:VAL:HG12	2.16	0.46
1:B:35:ARG:HD3	1:B:35:ARG:N	2.31	0.46
1:B:249:GLN:HA	1:B:252:LEU:HG	1.98	0.46
1:B:305:SER:OG	1:B:306:SER:N	2.49	0.46
1:D:178:LYS:HG3	1:D:179:MET:SD	2.56	0.46
1:D:277:TRP:CE3	1:D:278:LYS:HD2	2.51	0.46

Continued on next page...

Continued from previous page...

Atom-1	Atom-2	Interatomic distance (Å)	Clash overlap (Å)
1:A:105:CYS:SG	1:A:108:CYS:HB2	2.55	0.46
1:A:157:GLN:O	1:A:160:GLU:HG2	2.16	0.46
1:B:28:GLU:N	1:B:60:THR:OG1	2.43	0.46
1:B:329:ASP:OD1	1:B:329:ASP:N	2.48	0.46
1:B:356:ARG:HA	1:B:385:LEU:O	2.16	0.46
1:C:97:CYS:HB3	1:C:101:ARG:N	2.31	0.46
1:C:232:LYS:HA	1:C:232:LYS:HD3	1.73	0.46
1:D:29:CYS:SG	1:D:58:ALA:HB3	2.56	0.46
1:A:133:LEU:HB2	1:A:134:PRO:HD3	1.99	0.45
1:A:344:GLU:HA	1:A:417:LEU:O	2.15	0.45
1:C:418:SER:O	1:C:423:VAL:HB	2.15	0.45
1:A:310:ARG:NH2	1:A:312:GLU:OE1	2.50	0.45
1:B:232:LYS:HB2	1:B:237:PHE:HD1	1.82	0.45
1:D:23:ALA:HB3	1:D:35:ARG:HD2	1.98	0.45
1:D:35:ARG:HG2	1:D:36:ALA:N	2.30	0.45
1:D:297:SER:CB	1:D:327:GLN:HA	2.46	0.45
1:A:130:LYS:HD3	1:B:237:PHE:CE2	2.47	0.45
1:A:295:PRO:CB	1:A:298:ALA:HB2	2.46	0.45
1:B:339:LEU:HD22	1:B:450:TYR:OH	2.17	0.45
1:C:94:SER:OG	1:C:106:GLY:N	2.49	0.45
1:A:376:PRO:HB3	1:A:381:TRP:CD1	2.51	0.45
1:B:145:MET:O	1:B:149:LYS:HG3	2.17	0.45
1:B:110:SER:O	1:B:115:ARG:HB3	2.15	0.45
1:D:88:GLU:HB3	1:D:89:HIS:NE2	2.32	0.45
1:D:89:HIS:CD2	1:D:107:VAL:HB	2.51	0.45
1:B:212:LEU:HD13	1:B:215:TYR:HD2	1.81	0.45
1:B:236:GLU:HB2	1:B:240:LYS:HE3	1.98	0.45
1:C:246:SER:O	1:C:249:GLN:HG2	2.17	0.45
1:C:324:ASP:H	1:C:369:ARG:NH2	2.14	0.45
1:D:329:ASP:N	1:D:368:ARG:O	2.48	0.45
1:A:242:SER:CB	1:B:103:LEU:HD13	2.47	0.45
1:A:416:TYR:HB3	1:A:425:ALA:HB3	1.99	0.45
1:C:284:LEU:C	1:C:284:LEU:HD23	2.36	0.45
1:D:161:VAL:O	1:D:165:VAL:HG23	2.17	0.45
1:D:411:ALA:O	1:D:412:ARG:HG3	2.16	0.45
1:D:416:TYR:HB3	1:D:425:ALA:HB3	1.98	0.45
1:A:140:LEU:HG	1:B:219:LEU:HD11	1.98	0.45
1:A:219:LEU:HD11	1:B:140:LEU:CG	2.45	0.45
1:B:232:LYS:HA	1:B:232:LYS:HD3	1.70	0.45
1:B:361:VAL:HA	1:B:451:PRO:HA	1.99	0.45
1:C:237:PHE:HE2	1:D:130:LYS:HE3	1.80	0.45

Continued on next page...

Continued from previous page...

Atom-1	Atom-2	Interatomic distance (Å)	Clash overlap (Å)
1:C:356:ARG:HA	1:C:385:LEU:O	2.17	0.45
1:D:300:PRO:CG	1:D:319:PRO:HD2	2.43	0.45
1:D:356:ARG:NH1	1:D:456:CYS:SG	2.90	0.45
1:A:206:ARG:HA	1:A:209:LEU:HB2	1.99	0.45
1:A:405:THR:O	1:A:405:THR:OG1	2.31	0.45
1:B:354:LYS:HE2	1:B:455:VAL:HG23	1.99	0.45
1:D:109:ALA:O	1:D:114:HIS:N	2.34	0.45
1:A:70:GLN:HG2	1:A:71:LEU:N	2.29	0.45
1:A:93:LEU:HD23	1:A:105:CYS:HB3	2.00	0.45
1:B:244:VAL:HA	1:B:247:ARG:HG2	1.98	0.45
1:B:309:ARG:NH2	1:B:470:VAL:OXT	2.44	0.45
1:C:156:HIS:NE2	1:C:160:GLU:OE1	2.50	0.45
1:D:234:GLN:O	1:D:238:LEU:HG	2.16	0.45
1:A:147:LYS:O	1:A:151:VAL:HG23	2.18	0.44
1:A:277:TRP:HE1	1:B:277:TRP:HE1	1.59	0.44
1:A:363:ALA:O	1:A:368:ARG:NH2	2.50	0.44
1:A:421:ASP:OD2	1:B:269:SER:OG	2.34	0.44
1:B:395:VAL:CG1	1:B:396:GLU:H	2.20	0.44
1:C:354:LYS:HE2	1:C:455:VAL:HG23	1.99	0.44
1:C:357:TRP:CE2	1:C:385:LEU:HD22	2.52	0.44
1:D:145:MET:O	1:D:149:LYS:HG3	2.17	0.44
1:D:376:PRO:HA	1:D:380:LEU:N	2.33	0.44
1:A:145:MET:O	1:A:149:LYS:HG3	2.17	0.44
1:C:140:LEU:HG	1:D:219:LEU:HD11	1.99	0.44
1:C:305:SER:O	1:C:309:ARG:N	2.39	0.44
1:A:104:VAL:HB	1:A:109:ALA:HB2	2.00	0.44
1:A:212:LEU:HD12	1:B:147:LYS:HB2	1.99	0.44
1:C:237:PHE:CE2	1:D:130:LYS:HE3	2.52	0.44
1:C:293:PHE:HB3	1:C:336:ALA:CB	2.47	0.44
1:A:193:GLU:O	1:A:197:VAL:HG23	2.18	0.44
1:B:126:GLN:HB2	1:B:130:LYS:NZ	2.33	0.44
1:C:353:ASP:OD1	1:C:353:ASP:N	2.44	0.44
1:C:469:LEU:HD12	1:C:470:VAL:H	1.82	0.44
1:D:75:VAL:HG23	1:D:76:GLU:N	2.33	0.44
1:A:154:LEU:O	1:A:158:LEU:HG	2.18	0.44
1:A:271:ASP:OD2	1:B:442:HIS:NE2	2.35	0.44
1:C:263:ILE:HG13	1:C:265:LEU:H	1.83	0.44
1:C:354:LYS:NZ	1:C:463:ASN:O	2.49	0.44
1:D:275:GLN:HA	1:D:278:LYS:HD3	1.99	0.44
1:C:126:GLN:HB2	1:C:130:LYS:NZ	2.33	0.44
1:C:340:LEU:O	1:C:448:PRO:HB3	2.17	0.44

Continued on next page...

Continued from previous page...

Atom-1	Atom-2	Interatomic distance (Å)	Clash overlap (Å)
1:D:9:ARG:HG3	1:D:10:GLN:N	2.32	0.44
1:D:114:HIS:CG	1:D:117:HIS:HD1	2.26	0.44
1:D:193:GLU:O	1:D:197:VAL:HG23	2.17	0.44
1:A:53:CYS:H	1:A:57:GLN:HA	1.83	0.44
1:A:277:TRP:CZ3	1:A:278:LYS:HD2	2.53	0.44
1:A:304:VAL:HG12	1:A:308:GLY:HA2	1.99	0.44
1:A:85:HIS:HA	1:B:235:THR:HG21	1.99	0.43
1:B:144:SER:OG	1:B:147:LYS:NZ	2.42	0.43
1:B:415:LEU:HD23	1:B:426:PHE:HB3	1.99	0.43
1:B:421:ASP:HB2	1:B:423:VAL:HG22	1.99	0.43
1:C:147:LYS:HD2	1:D:216:LEU:CB	2.48	0.43
1:C:236:GLU:HA	1:C:239:MET:HE2	2.00	0.43
1:D:281:PHE:CZ	1:D:435:LEU:HB2	2.53	0.43
1:D:424:LEU:HD21	1:D:441:PHE:HD1	1.82	0.43
1:A:96:TYR:HD1	1:A:120:LEU:HB2	1.84	0.43
1:A:193:GLU:OE2	1:A:196:ARG:NE	2.45	0.43
1:C:71:LEU:O	1:C:75:VAL:HG23	2.18	0.43
1:C:395:VAL:O	1:C:397:ALA:N	2.49	0.43
1:A:246:SER:O	1:A:249:GLN:HG2	2.17	0.43
1:A:427:TYR:HB2	1:A:435:LEU:HD23	2.00	0.43
1:B:412:ARG:HB2	1:B:429:ALA:O	2.18	0.43
1:C:61:ARG:HD3	1:C:62:PRO:HD2	2.00	0.43
1:D:97:CYS:HB3	1:D:102:THR:H	1.83	0.43
1:D:107:VAL:O	1:D:111:LEU:HB3	2.18	0.43
1:D:125:ALA:O	1:D:129:LEU:HG	2.18	0.43
1:D:350:GLU:OE2	1:D:352:GLY:N	2.29	0.43
1:D:405:THR:O	1:D:405:THR:OG1	2.36	0.43
1:A:239:MET:HB3	1:B:9:ARG:NH1	2.31	0.43
1:A:469:LEU:HD12	1:A:470:VAL:N	2.32	0.43
1:B:347:TRP:NE1	1:B:415:LEU:HD13	2.33	0.43
1:C:277:TRP:CZ2	1:D:277:TRP:HZ2	2.36	0.43
1:A:324:ASP:O	1:A:369:ARG:NH2	2.51	0.43
1:B:303:VAL:O	1:B:310:ARG:NH1	2.45	0.43
1:C:267:VAL:HG11	1:D:168:PHE:CZ	2.54	0.43
1:D:123:ALA:HA	1:D:126:GLN:HE21	1.83	0.43
1:D:305:SER:HG	1:D:310:ARG:HH21	1.63	0.43
1:D:418:SER:OG	1:D:423:VAL:HB	2.18	0.43
1:A:462:LYS:O	1:A:465:GLN:NE2	2.45	0.43
1:C:298:ALA:O	1:C:327:GLN:NE2	2.51	0.43
1:C:161:VAL:O	1:C:165:VAL:HG23	2.19	0.43
1:A:19:GLN:NE2	1:A:22:ASP:OD1	2.52	0.43

Continued on next page...

Continued from previous page...

Atom-1	Atom-2	Interatomic distance (Å)	Clash overlap (Å)
1:A:294:ASP:HB3	1:A:335:VAL:O	2.18	0.43
1:B:113:SER:O	1:B:117:HIS:HE1	2.01	0.43
1:B:147:LYS:O	1:B:151:VAL:HG23	2.19	0.43
1:B:459:ASP:HB3	1:B:462:LYS:HZ1	1.82	0.43
1:C:163:GLU:HG3	1:C:166:ARG:HE	1.83	0.43
1:C:183:LEU:HD13	1:D:176:LEU:HD22	2.00	0.43
1:B:392:GLU:HB3	1:B:394:HIS:CE1	2.53	0.43
1:C:241:PHE:O	1:C:245:THR:OG1	2.32	0.43
1:C:279:HIS:ND1	1:C:433:ASP:HA	2.34	0.43
1:A:364:ALA:HB2	1:A:450:TYR:OH	2.19	0.43
1:B:35:ARG:HG2	1:B:36:ALA:H	1.83	0.43
1:C:339:LEU:HD22	1:C:450:TYR:HE2	1.84	0.43
1:C:350:GLU:HG3	1:C:351:VAL:N	2.33	0.43
1:A:21:PHE:O	1:A:35:ARG:NH2	2.52	0.42
1:A:202:GLY:HA2	1:A:205:LEU:HG	2.01	0.42
1:A:232:LYS:HA	1:A:232:LYS:HD3	1.80	0.42
1:A:234:GLN:O	1:A:238:LEU:HG	2.19	0.42
1:B:312:GLU:OE1	1:B:312:GLU:HA	2.17	0.42
1:B:349:VAL:HG22	1:B:469:LEU:HD13	2.01	0.42
1:B:445:LEU:HD13	1:B:445:LEU:HA	1.89	0.42
1:C:44:GLU:HB3	1:C:50:THR:HB	2.01	0.42
1:C:97:CYS:HB2	1:C:114:HIS:NE2	2.34	0.42
1:A:463:ASN:O	1:A:463:ASN:ND2	2.53	0.42
1:B:339:LEU:HD13	1:B:450:TYR:CD2	2.54	0.42
1:B:290:GLU:HA	1:B:290:GLU:OE1	2.18	0.42
1:C:133:LEU:HB2	1:C:134:PRO:HD3	2.01	0.42
1:C:165:VAL:HG12	1:C:169:ARG:HE	1.84	0.42
1:C:391:LEU:HD12	1:C:391:LEU:H	1.84	0.42
1:A:381:TRP:HH2	1:A:445:LEU:HD11	1.81	0.42
1:B:355:PRO:O	1:B:387:ASP:N	2.52	0.42
1:D:354:LYS:CG	1:D:357:TRP:HD1	2.32	0.42
1:D:100:ASP:CG	1:D:117:HIS:ND1	2.73	0.42
1:D:154:LEU:O	1:D:158:LEU:HG	2.19	0.42
1:D:424:LEU:HG	1:D:441:PHE:HB3	2.01	0.42
1:A:294:ASP:HB2	1:A:337:GLN:HG3	2.01	0.42
1:A:392:GLU:HG3	1:A:400:PRO:HG2	2.02	0.42
1:B:222:MET:SD	1:B:247:ARG:NE	2.92	0.42
1:B:232:LYS:HG3	1:B:240:LYS:NZ	2.35	0.42
1:C:311:VAL:HG13	1:C:467:LEU:HB2	2.01	0.42
1:D:223:GLU:O	1:D:226:LEU:HG	2.20	0.42
1:A:445:LEU:HD13	1:A:445:LEU:HA	1.84	0.42

Continued on next page...

Continued from previous page...

Atom-1	Atom-2	Interatomic distance (Å)	Clash overlap (Å)
1:B:16:LEU:HD12	1:B:33:PHE:CE1	2.47	0.42
1:C:163:GLU:O	1:C:166:ARG:HB3	2.20	0.42
1:C:265:LEU:O	1:C:267:VAL:HG23	2.19	0.42
1:C:459:ASP:HB3	1:C:462:LYS:NZ	2.33	0.42
1:D:132:GLN:HB3	1:D:136:GLN:HE22	1.85	0.42
1:D:175:GLN:O	1:D:179:MET:SD	2.77	0.42
1:A:53:CYS:O	1:A:57:GLN:NE2	2.53	0.42
1:B:12:LEU:HG	1:B:21:PHE:CD1	2.55	0.42
1:B:383:LEU:HD12	1:B:393:ALA:HA	2.01	0.42
1:C:207:ARG:NH2	1:C:210:SER:OG	2.44	0.42
1:C:323:GLU:HA	1:C:369:ARG:NH1	2.35	0.42
1:D:53:CYS:HB3	1:D:57:GLN:N	2.35	0.42
1:D:278:LYS:HG2	1:D:434:VAL:HG11	2.01	0.42
1:D:286:PRO:HD2	1:D:346:TYR:HB3	2.01	0.42
1:D:396:GLU:H	1:D:396:GLU:HG2	1.55	0.42
1:A:24:PRO:HG2	1:A:67:THR:HA	2.01	0.42
1:B:293:PHE:CB	1:B:336:ALA:HA	2.50	0.42
1:B:418:SER:HB3	1:B:423:VAL:HB	2.02	0.42
1:B:431:ASN:ND2	1:B:433:ASP:HB2	2.34	0.42
1:D:102:THR:OG1	1:D:114:HIS:NE2	2.52	0.42
1:D:340:LEU:O	1:D:448:PRO:HB3	2.19	0.42
1:A:305:SER:OG	1:A:306:SER:N	2.52	0.42
1:C:99:GLN:HB2	1:C:117:HIS:HB3	2.01	0.42
1:C:311:VAL:O	1:C:467:LEU:HB2	2.19	0.42
1:C:366:ALA:HB2	1:C:380:LEU:HD22	2.02	0.42
1:D:428:ASP:OD1	1:D:429:ALA:N	2.53	0.42
1:A:210:SER:HA	1:A:213:ASN:HD21	1.85	0.41
1:B:121:PRO:HG2	1:B:124:GLU:HB3	2.03	0.41
1:B:404:ARG:O	1:B:406:PRO:HD3	2.20	0.41
1:D:303:VAL:O	1:D:311:VAL:HA	2.19	0.41
1:A:55:SER:C	1:B:207:ARG:HH12	2.24	0.41
1:B:55:SER:OG	1:B:56:CYS:SG	2.79	0.41
1:B:97:CYS:HA	1:B:119:LEU:HD12	2.02	0.41
1:B:361:VAL:HG13	1:B:381:TRP:HB2	2.01	0.41
1:B:405:THR:O	1:B:405:THR:OG1	2.34	0.41
1:D:394:HIS:HE1	1:D:397:ALA:HB3	1.85	0.41
1:A:144:SER:HB2	1:B:220:ARG:NH1	2.34	0.41
1:A:457:TRP:O	1:A:463:ASN:ND2	2.45	0.41
1:B:193:GLU:O	1:B:197:VAL:HG23	2.20	0.41
1:B:218:GLN:O	1:B:222:MET:HG3	2.20	0.41
1:C:243:LEU:HD23	1:D:103:LEU:HD11	2.02	0.41

Continued on next page...

Continued from previous page...

Atom-1	Atom-2	Interatomic distance (Å)	Clash overlap (Å)
1:D:114:HIS:CE1	1:D:117:HIS:ND1	2.74	0.41
1:A:38:LEU:HD13	1:A:44:GLU:HB3	2.03	0.41
1:A:236:GLU:HB2	1:A:240:LYS:HE3	2.02	0.41
1:A:263:ILE:HD11	1:A:265:LEU:HB2	2.03	0.41
1:C:155:GLU:O	1:C:159:VAL:HG22	2.21	0.41
1:D:157:GLN:O	1:D:160:GLU:HG2	2.20	0.41
1:D:389:LYS:NZ	1:D:406:PRO:O	2.43	0.41
1:A:117:HIS:CD2	1:A:117:HIS:N	2.88	0.41
1:C:267:VAL:CG1	1:C:268:ILE:N	2.82	0.41
1:C:287:ALA:C	1:C:346:TYR:HB3	2.41	0.41
1:A:212:LEU:HA	1:A:215:TYR:CD2	2.56	0.41
1:B:69:LEU:O	1:B:73:ARG:HG2	2.21	0.41
1:B:429:ALA:HB2	1:B:435:LEU:HG	2.03	0.41
1:C:91:ASP:OD1	1:C:106:GLY:N	2.52	0.41
1:C:234:GLN:O	1:C:238:LEU:HG	2.21	0.41
1:D:14:CYS:HB2	1:D:34:CYS:SG	2.60	0.41
1:D:462:LYS:HA	1:D:465:GLN:NE2	2.35	0.41
1:A:149:LYS:O	1:A:153:VAL:HG23	2.20	0.41
1:C:336:ALA:HB3	1:C:450:TYR:CE1	2.56	0.41
1:D:291:LEU:HB3	1:D:338:GLN:CD	2.41	0.41
1:A:13:SER:OG	1:A:14:CYS:N	2.54	0.41
1:A:94:SER:OG	1:A:106:GLY:N	2.54	0.41
1:A:140:LEU:HD11	1:B:223:GLU:HB3	2.01	0.41
1:B:14:CYS:HB3	1:B:18:LEU:H	1.85	0.41
1:C:105:CYS:SG	1:C:108:CYS:HB2	2.60	0.41
1:C:354:LYS:HG2	1:C:467:LEU:HD21	2.03	0.41
1:D:25:VAL:HB	1:D:33:PHE:HB2	2.02	0.41
1:D:232:LYS:CA	1:D:237:PHE:CE1	3.03	0.41
1:D:328:PHE:CD1	1:D:368:ARG:HG3	2.56	0.41
1:A:35:ARG:H	1:A:35:ARG:HD3	1.86	0.41
1:A:282:ARG:HD3	1:A:433:ASP:O	2.20	0.41
1:C:267:VAL:HG11	1:D:168:PHE:CE1	2.56	0.41
1:D:163:GLU:O	1:D:166:ARG:HB3	2.20	0.41
1:A:207:ARG:HD2	1:A:207:ARG:HA	1.65	0.41
1:D:104:VAL:HG12	1:D:105:CYS:N	2.36	0.41
1:D:246:SER:O	1:D:249:GLN:HG2	2.21	0.41
1:C:277:TRP:HZ2	1:D:277:TRP:CZ2	2.39	0.40
1:C:403:LEU:HD12	1:C:403:LEU:HA	1.89	0.40
1:D:147:LYS:O	1:D:151:VAL:HG23	2.21	0.40
1:A:130:LYS:HE3	1:A:130:LYS:HB3	1.90	0.40
1:B:240:LYS:O	1:B:244:VAL:HG23	2.22	0.40

Continued on next page...

Continued from previous page...

Atom-1	Atom-2	Interatomic distance (Å)	Clash overlap (Å)
1:C:236:GLU:HB2	1:C:240:LYS:HE3	2.03	0.40
1:D:113:SER:HB2	1:D:114:HIS:CE1	2.56	0.40
1:B:36:ALA:O	1:B:40:ARG:HG2	2.22	0.40
1:B:299:HIS:HD1	1:B:300:PRO:HD2	1.87	0.40
1:D:376:PRO:HB3	1:D:381:TRP:HD1	1.86	0.40
1:C:285:MET:HE3	1:C:285:MET:HB2	2.03	0.40
1:C:293:PHE:CE2	1:C:309:ARG:HD3	2.56	0.40
1:C:366:ALA:HB2	1:C:380:LEU:CD2	2.51	0.40
1:C:113:SER:HB2	1:C:114:HIS:CE1	2.57	0.40
1:C:273:LYS:HB3	1:C:273:LYS:HE2	1.93	0.40
1:C:309:ARG:NH1	1:C:470:VAL:O	2.54	0.40
1:C:376:PRO:HA	1:C:380:LEU:H	1.87	0.40
1:D:447:GLY:HA2	1:D:449:VAL:HG13	2.02	0.40

All (1) symmetry-related close contacts are listed below. The label for Atom-2 includes the symmetry operator and encoded unit-cell translations to be applied.

Atom-1	Atom-2	Interatomic distance (Å)	Clash overlap (Å)
1:A:305:SER:OG	1:B:300:PRO:O[3_654]	2.13	0.07

5.3 Torsion angles [i](#)

5.3.1 Protein backbone [i](#)

In the following table, the Percentiles column shows the percent Ramachandran outliers of the chain as a percentile score with respect to all X-ray entries followed by that with respect to entries of similar resolution.

The Analysed column shows the number of residues for which the backbone conformation was analysed, and the total number of residues.

Mol	Chain	Analysed	Favoured	Allowed	Outliers	Percentiles	
1	A	447/466 (96%)	383 (86%)	64 (14%)	0	100	100
1	B	452/466 (97%)	388 (86%)	64 (14%)	0	100	100
1	C	446/466 (96%)	381 (85%)	64 (14%)	1 (0%)	47	81
1	D	452/466 (97%)	378 (84%)	74 (16%)	0	100	100
All	All	1797/1864 (96%)	1530 (85%)	266 (15%)	1 (0%)	51	85

All (1) Ramachandran outliers are listed below:

Mol	Chain	Res	Type
1	C	256	PRO

5.3.2 Protein sidechains [i](#)

In the following table, the Percentiles column shows the percent sidechain outliers of the chain as a percentile score with respect to all X-ray entries followed by that with respect to entries of similar resolution.

The Analysed column shows the number of residues for which the sidechain conformation was analysed, and the total number of residues.

Mol	Chain	Analysed	Rotameric	Outliers	Percentiles	
1	A	386/394 (98%)	362 (94%)	24 (6%)	18	45
1	B	388/394 (98%)	361 (93%)	27 (7%)	15	41
1	C	385/394 (98%)	358 (93%)	27 (7%)	15	41
1	D	388/394 (98%)	358 (92%)	30 (8%)	13	39
All	All	1547/1576 (98%)	1439 (93%)	108 (7%)	15	41

All (108) residues with a non-rotameric sidechain are listed below:

Mol	Chain	Res	Type
1	A	21	PHE
1	A	35	ARG
1	A	40	ARG
1	A	53	CYS
1	A	76	GLU
1	A	101	ARG
1	A	105	CYS
1	A	115	ARG
1	A	179	MET
1	A	234	GLN
1	A	269	SER
1	A	270	ASP
1	A	281	PHE
1	A	290	GLU
1	A	346	TYR
1	A	359	LEU
1	A	371	ARG
1	A	398	LYS
1	A	404	ARG
1	A	426	PHE
1	A	439	PHE

Continued on next page...

Continued from previous page...

Mol	Chain	Res	Type
1	A	450	TYR
1	A	454	ASP
1	A	457	TRP
1	B	17	CYS
1	B	35	ARG
1	B	44	GLU
1	B	101	ARG
1	B	105	CYS
1	B	115	ARG
1	B	118	ARG
1	B	198	ARG
1	B	216	LEU
1	B	220	ARG
1	B	237	PHE
1	B	262	ASP
1	B	274	PHE
1	B	278	LYS
1	B	281	PHE
1	B	290	GLU
1	B	293	PHE
1	B	310	ARG
1	B	326	ARG
1	B	330	LYS
1	B	357	TRP
1	B	359	LEU
1	B	368	ARG
1	B	371	ARG
1	B	407	GLU
1	B	408	ARG
1	B	441	PHE
1	C	33	PHE
1	C	35	ARG
1	C	57	GLN
1	C	69	LEU
1	C	70	GLN
1	C	85	HIS
1	C	101	ARG
1	C	105	CYS
1	C	115	ARG
1	C	156	HIS
1	C	198	ARG
1	C	221	GLN

Continued on next page...

Continued from previous page...

Mol	Chain	Res	Type
1	C	234	GLN
1	C	237	PHE
1	C	269	SER
1	C	278	LYS
1	C	290	GLU
1	C	330	LYS
1	C	359	LEU
1	C	368	ARG
1	C	371	ARG
1	C	401	ARG
1	C	407	GLU
1	C	416	TYR
1	C	426	PHE
1	C	454	ASP
1	C	457	TRP
1	D	9	ARG
1	D	35	ARG
1	D	57	GLN
1	D	89	HIS
1	D	96	TYR
1	D	100	ASP
1	D	101	ARG
1	D	115	ARG
1	D	135	GLN
1	D	137	LYS
1	D	139	GLN
1	D	179	MET
1	D	196	ARG
1	D	198	ARG
1	D	220	ARG
1	D	228	GLU
1	D	261	LEU
1	D	269	SER
1	D	278	LYS
1	D	281	PHE
1	D	293	PHE
1	D	326	ARG
1	D	330	LYS
1	D	359	LEU
1	D	371	ARG
1	D	398	LYS
1	D	426	PHE

Continued on next page...

Continued from previous page...

Mol	Chain	Res	Type
1	D	443	GLU
1	D	453	PHE
1	D	454	ASP

Sometimes sidechains can be flipped to improve hydrogen bonding and reduce clashes. All (20) such sidechains are listed below:

Mol	Chain	Res	Type
1	A	31	HIS
1	A	89	HIS
1	A	221	GLN
1	A	327	GLN
1	B	31	HIS
1	B	89	HIS
1	B	117	HIS
1	B	135	GLN
1	B	139	GLN
1	B	327	GLN
1	B	463	ASN
1	C	31	HIS
1	C	89	HIS
1	C	114	HIS
1	C	463	ASN
1	D	31	HIS
1	D	136	GLN
1	D	139	GLN
1	D	299	HIS
1	D	327	GLN

5.3.3 RNA [i](#)

There are no RNA molecules in this entry.

5.4 Non-standard residues in protein, DNA, RNA chains [i](#)

There are no non-standard protein/DNA/RNA residues in this entry.

5.5 Carbohydrates [i](#)

There are no monosaccharides in this entry.

5.6 Ligand geometry [i](#)

Of 16 ligands modelled in this entry, 16 are monoatomic - leaving 0 for Mogul analysis.

There are no bond length outliers.

There are no bond angle outliers.

There are no chirality outliers.

There are no torsion outliers.

There are no ring outliers.

No monomer is involved in short contacts.

5.7 Other polymers [i](#)

There are no such residues in this entry.

5.8 Polymer linkage issues [i](#)

There are no chain breaks in this entry.

6 Fit of model and data [i](#)

6.1 Protein, DNA and RNA chains [i](#)

In the following table, the column labelled ‘#RSRZ> 2’ contains the number (and percentage) of RSRZ outliers, followed by percent RSRZ outliers for the chain as percentile scores relative to all X-ray entries and entries of similar resolution. The OWAB column contains the minimum, median, 95th percentile and maximum values of the occupancy-weighted average B-factor per residue. The column labelled ‘Q< 0.9’ lists the number of (and percentage) of residues with an average occupancy less than 0.9.

Mol	Chain	Analysed	<RSRZ>	#RSRZ>2	OWAB(Å ²)	Q<0.9
1	A	453/466 (97%)	-1.03	1 (0%) 95 93	142, 332, 513, 619	0
1	B	456/466 (97%)	-1.00	1 (0%) 95 93	95, 343, 537, 656	0
1	C	452/466 (96%)	-1.08	0 100 100	67, 318, 508, 585	0
1	D	456/466 (97%)	-1.04	1 (0%) 95 93	73, 319, 506, 616	0
All	All	1817/1864 (97%)	-1.04	3 (0%) 95 93	67, 330, 513, 656	0

All (3) RSRZ outliers are listed below:

Mol	Chain	Res	Type	RSRZ
1	B	358	ALA	3.3
1	A	358	ALA	3.2
1	D	358	ALA	2.3

6.2 Non-standard residues in protein, DNA, RNA chains [i](#)

There are no non-standard protein/DNA/RNA residues in this entry.

6.3 Carbohydrates [i](#)

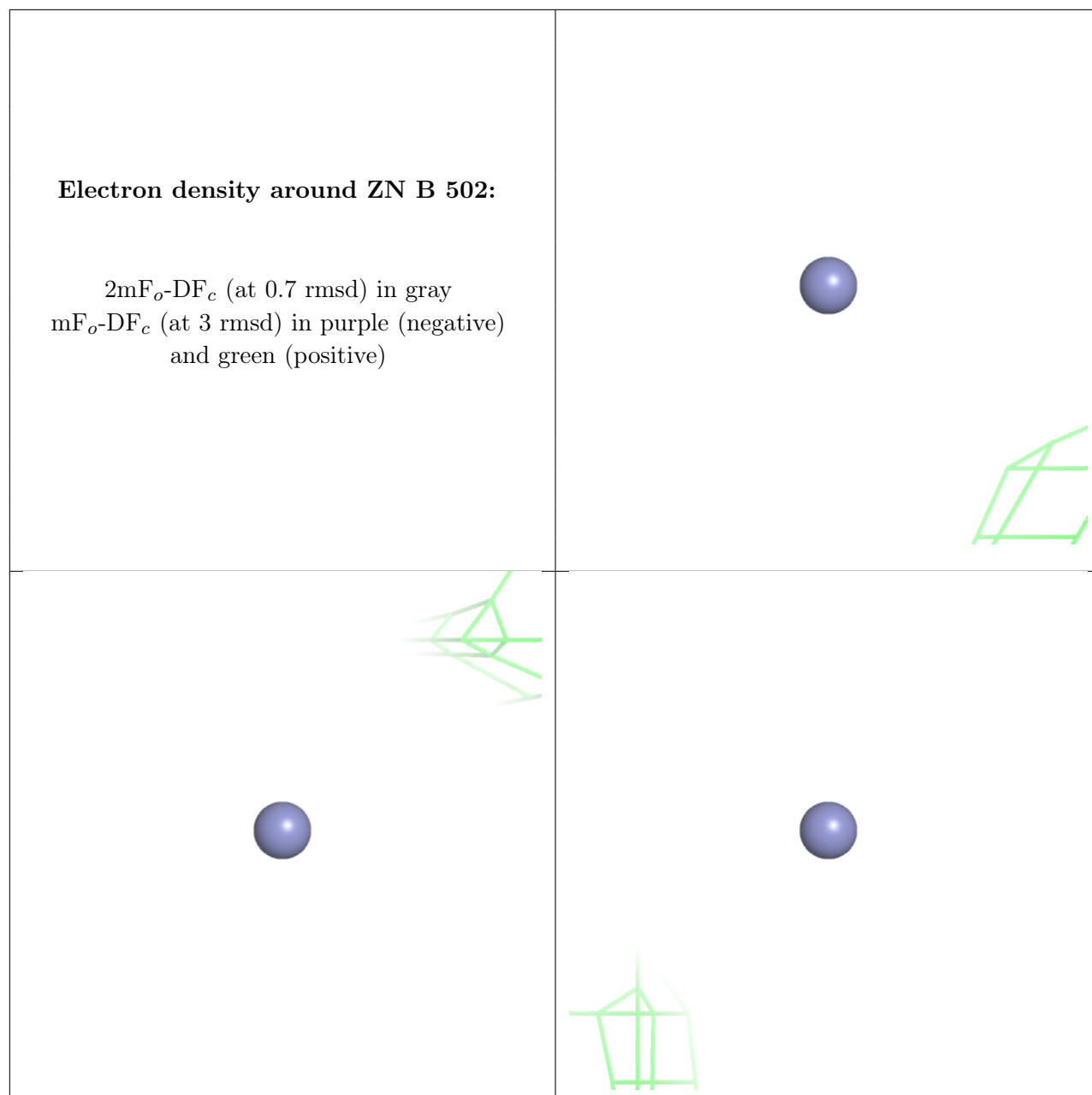
There are no monosaccharides in this entry.

6.4 Ligands [i](#)

In the following table, the Atoms column lists the number of modelled atoms in the group and the number defined in the chemical component dictionary. The B-factors column lists the minimum, median, 95th percentile and maximum values of B factors of atoms in the group. The column labelled ‘Q< 0.9’ lists the number of atoms with occupancy less than 0.9.

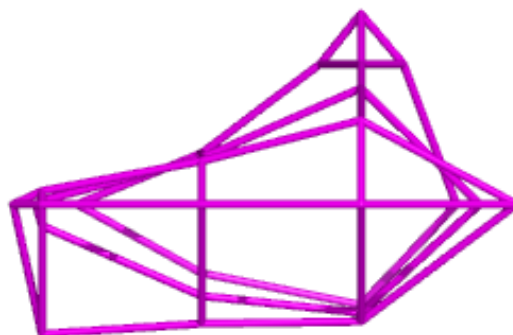

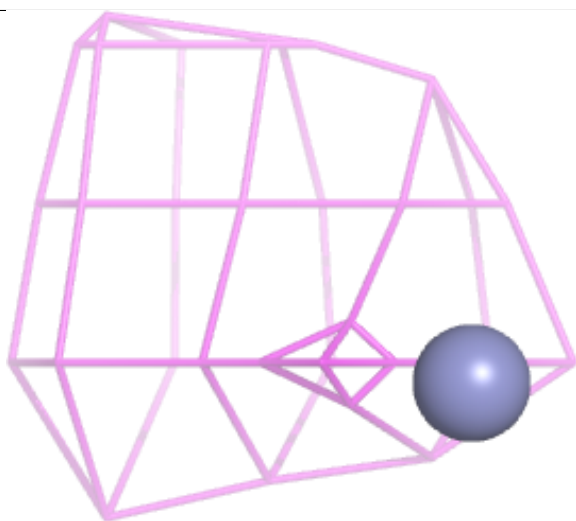
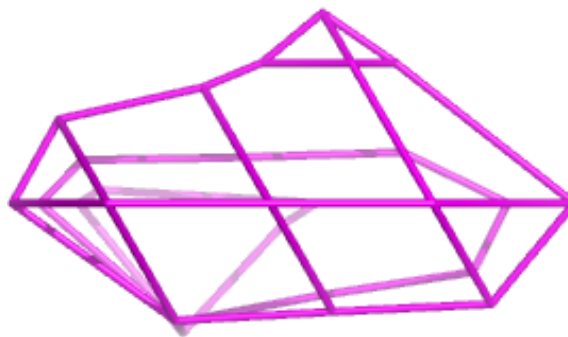
Mol	Type	Chain	Res	Atoms	RSCC	RSR	B-factors(\AA^2)	Q<0.9
2	ZN	B	502	1/1	0.37	0.09	580,580,580,580	0
2	ZN	D	501	1/1	0.74	0.06	584,584,584,584	0
2	ZN	D	502	1/1	0.77	0.07	568,568,568,568	0
2	ZN	A	503	1/1	0.80	0.05	533,533,533,533	0
2	ZN	C	501	1/1	0.81	0.05	566,566,566,566	0
2	ZN	C	504	1/1	0.83	0.08	552,552,552,552	0
2	ZN	D	503	1/1	0.84	0.08	568,568,568,568	0
2	ZN	D	504	1/1	0.84	0.06	563,563,563,563	0
2	ZN	B	504	1/1	0.85	0.04	595,595,595,595	0
2	ZN	C	503	1/1	0.88	0.05	581,581,581,581	0
2	ZN	B	501	1/1	0.89	0.07	606,606,606,606	0
2	ZN	A	502	1/1	0.94	0.04	511,511,511,511	0
2	ZN	A	504	1/1	0.94	0.04	544,544,544,544	0
2	ZN	C	502	1/1	0.94	0.06	522,522,522,522	0
2	ZN	B	503	1/1	0.95	0.05	707,707,707,707	0
2	ZN	A	501	1/1	0.99	0.06	551,551,551,551	0

The following is a graphical depiction of the model fit to experimental electron density of all instances of the Ligand of Interest. In addition, ligands with molecular weight > 250 and outliers as shown on the geometry validation Tables will also be included. Each fit is shown from different orientation to approximate a three-dimensional view.






Electron density around ZN D 501:

$2mF_o-DF_c$ (at 0.7 rmsd) in gray
 mF_o-DF_c (at 3 rmsd) in purple (negative)
and green (positive)






Electron density around ZN D 502:

$2mF_o-DF_c$ (at 0.7 rmsd) in gray
 mF_o-DF_c (at 3 rmsd) in purple (negative)
and green (positive)






Electron density around ZN A 503:

$2mF_o-DF_c$ (at 0.7 rmsd) in gray
 mF_o-DF_c (at 3 rmsd) in purple (negative)
and green (positive)






Electron density around ZN C 501:

$2mF_o-DF_c$ (at 0.7 rmsd) in gray
 mF_o-DF_c (at 3 rmsd) in purple (negative)
and green (positive)






Electron density around ZN C 504:

$2mF_o-DF_c$ (at 0.7 rmsd) in gray
 mF_o-DF_c (at 3 rmsd) in purple (negative)
and green (positive)






Electron density around ZN D 503:

$2mF_o-DF_c$ (at 0.7 rmsd) in gray
 mF_o-DF_c (at 3 rmsd) in purple (negative)
and green (positive)






Electron density around ZN D 504:

$2mF_o-DF_c$ (at 0.7 rmsd) in gray
 mF_o-DF_c (at 3 rmsd) in purple (negative)
and green (positive)






Electron density around ZN B 504:

$2mF_o-DF_c$ (at 0.7 rmsd) in gray
 mF_o-DF_c (at 3 rmsd) in purple (negative)
and green (positive)






Electron density around ZN C 503:

$2mF_o-DF_c$ (at 0.7 rmsd) in gray
 mF_o-DF_c (at 3 rmsd) in purple (negative)
and green (positive)






Electron density around ZN B 501:

$2mF_o-DF_c$ (at 0.7 rmsd) in gray
 mF_o-DF_c (at 3 rmsd) in purple (negative)
and green (positive)






Electron density around ZN A 502:

$2mF_o-DF_c$ (at 0.7 rmsd) in gray
 mF_o-DF_c (at 3 rmsd) in purple (negative)
and green (positive)






Electron density around ZN A 504:

$2mF_o-DF_c$ (at 0.7 rmsd) in gray
 mF_o-DF_c (at 3 rmsd) in purple (negative)
and green (positive)




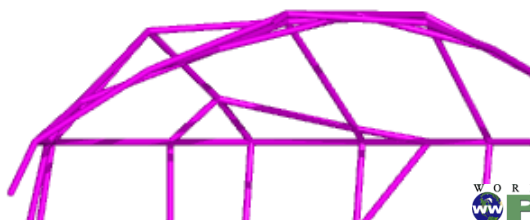
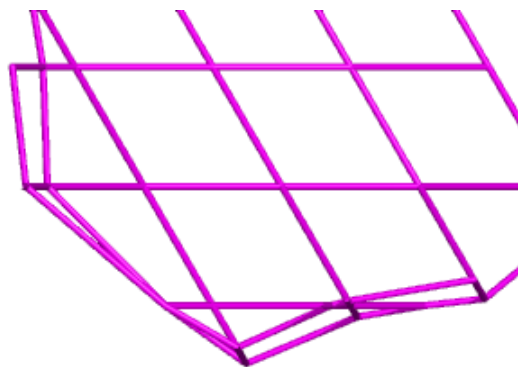
Electron density around ZN C 502:


$2mF_o-DF_c$ (at 0.7 rmsd) in gray
 mF_o-DF_c (at 3 rmsd) in purple (negative)
and green (positive)



Electron density around ZN B 503:

$2mF_o-DF_c$ (at 0.7 rmsd) in gray
 mF_o-DF_c (at 3 rmsd) in purple (negative)
and green (positive)





6.5 Other polymers [i](#)

There are no such residues in this entry.