



Full wwPDB EM Validation Report ⓘ

Jul 21, 2024 – 12:45 PM JST

PDB ID : 8XZ3
EMDB ID : EMD-38788
Title : Mycobacterium smegmatis 50S ribosomal subunit with Erythromycin
Authors : Srinivasan, K.; Banerjee, A.; Sengupta, J.
Deposited on : 2024-01-20
Resolution : 3.60 Å (reported)

This is a Full wwPDB EM Validation Report for a publicly released PDB entry.

We welcome your comments at validation@mail.wwpdb.org

A user guide is available at

<https://www.wwpdb.org/validation/2017/EMValidationReportHelp>

with specific help available everywhere you see the ⓘ symbol.

The types of validation reports are described at

<http://www.wwpdb.org/validation/2017/FAQs#types>.

The following versions of software and data (see [references ⓘ](#)) were used in the production of this report:

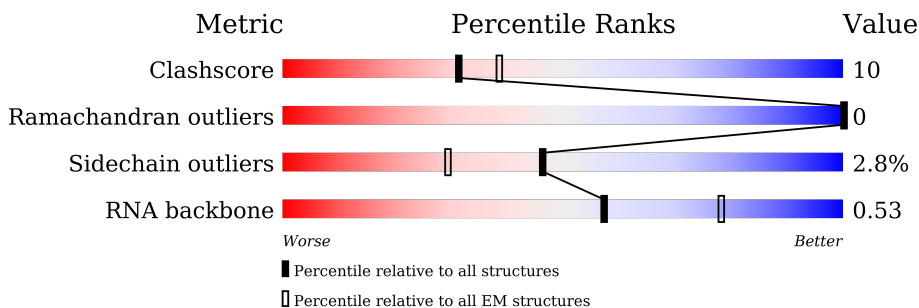
EMDB validation analysis : 0.0.1.dev92
Mogul : 1.8.5 (274361), CSD as541be (2020)
MolProbity : 4.02b-467
buster-report : 1.1.7 (2018)
Percentile statistics : 20191225.v01 (using entries in the PDB archive December 25th 2019)
MapQ : 1.9.13
Ideal geometry (proteins) : Engh & Huber (2001)
Ideal geometry (DNA, RNA) : Parkinson et al. (1996)
Validation Pipeline (wwPDB-VP) : 2.37.1

1 Overall quality at a glance i

The following experimental techniques were used to determine the structure:
ELECTRON MICROSCOPY

The reported resolution of this entry is 3.60 Å.

Percentile scores (ranging between 0-100) for global validation metrics of the entry are shown in the following graphic. The table shows the number of entries on which the scores are based.







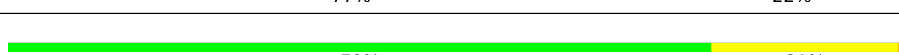

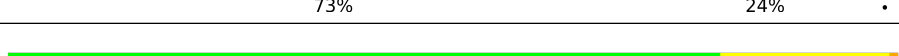





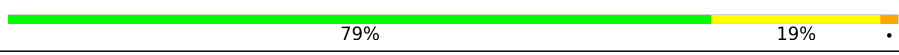



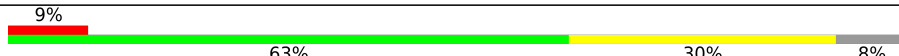
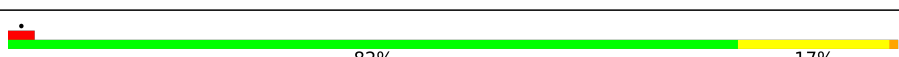




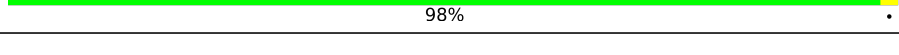
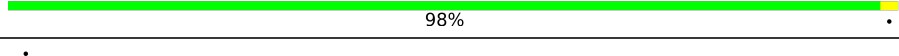
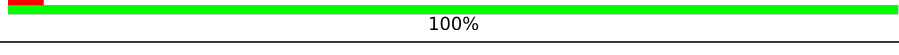
Metric	Whole archive (#Entries)	EM structures (#Entries)
Clashscore	158937	4297
Ramachandran outliers	154571	4023
Sidechain outliers	154315	3826
RNA backbone	4643	859

The table below summarises the geometric issues observed across the polymeric chains and their fit to the map. The red, orange, yellow and green segments of the bar indicate the fraction of residues that contain outliers for ≥ 3 , 2, 1 and 0 types of geometric quality criteria respectively. A grey segment represents the fraction of residues that are not modelled. The numeric value for each fraction is indicated below the corresponding segment, with a dot representing fractions $\leq 5\%$. The upper red bar (where present) indicates the fraction of residues that have poor fit to the EM map (all-atom inclusion $< 40\%$). The numeric value is given above the bar.

Mol	Chain	Length	Quality of chain
1	3	23	61% 39%
2	A	3119	5% 52% 39% 9%
3	B	118	54% 39% 7%
4	C	275	69% 30% .
5	D	214	81% 18% .
6	E	209	75% 24% .
7	F	182	7% 71% 29% .

Continued on next page...

Continued from previous page...

Mol	Chain	Length	Quality of chain
8	G	176	 73% 26%
9	H	151	 72% 85% 14%
10	I	126	 65% 70% 30%
11	J	133	 80% 77% 22%
12	K	146	 79% 21%
13	L	122	 73% 24%
14	M	145	 80% 19%
15	N	136	 74% 24%
16	O	118	 73% 26%
17	P	126	 72% 28%
18	Q	113	 7% 73% 27%
19	R	124	 79% 19%
20	S	100	 81% 19%
21	T	114	 77% 23%
22	U	97	 73% 27%
23	V	105	 9% 63% 30% 8%
24	W	192	 82% 17%
25	X	79	 68% 28%
26	Y	63	 73% 27%
27	Z	64	 75% 23%
28	a	59	 98%
29	b	54	 98%
30	c	49	 100%
31	d	46	 98%
32	e	63	 5% 97%

Continued on next page...

Continued from previous page...

Mol	Chain	Length	Quality of chain
33	f	37	 100%
34	g	48	 25% 98%

2 Entry composition

There are 35 unique types of molecules in this entry. The entry contains 97741 atoms, of which 0 are hydrogens and 0 are deuteriums.

In the tables below, the AltConf column contains the number of residues with at least one atom in alternate conformation and the Trace column contains the number of residues modelled with at most 2 atoms.

- Molecule 1 is a protein called 50S ribosomal protein bL37.

Mol	Chain	Residues	Atoms				AltConf	Trace
			Total	C	N	O		
1	3	23	189	111	50	28	0	0

- Molecule 2 is a RNA chain called 23S rRNA.

Mol	Chain	Residues	Atoms					AltConf	Trace
			Total	C	N	O	P		
2	A	3119	67003	29864	12318	21701	3120	1	0

- Molecule 3 is a RNA chain called 5S rRNA.

Mol	Chain	Residues	Atoms					AltConf	Trace
			Total	C	N	O	P		
3	B	118	2522	1126	468	810	118	0	0

- Molecule 4 is a protein called Large ribosomal subunit protein uL2.

Mol	Chain	Residues	Atoms					AltConf	Trace
			Total	C	N	O	S		
4	C	275	2110	1298	438	370	4	0	0

- Molecule 5 is a protein called Large ribosomal subunit protein uL3.

Mol	Chain	Residues	Atoms					AltConf	Trace
			Total	C	N	O	S		
5	D	214	1587	982	310	290	5	0	0

- Molecule 6 is a protein called Large ribosomal subunit protein uL4.

Mol	Chain	Residues	Atoms					AltConf	Trace
			Total	C	N	O	S		
6	E	209	1569	969	295	303	2	0	0

- Molecule 7 is a protein called Large ribosomal subunit protein uL5.

Mol	Chain	Residues	Atoms					AltConf	Trace
			Total	C	N	O	S		
7	F	182	1445	907	271	261	6	0	0

- Molecule 8 is a protein called Large ribosomal subunit protein uL6.

Mol	Chain	Residues	Atoms					AltConf	Trace
			Total	C	N	O	S		
8	G	176	1348	845	249	253	1	0	0

- Molecule 9 is a protein called 50S ribosomal protein L9.

Mol	Chain	Residues	Atoms					AltConf	Trace
			Total	C	N	O	S		
9	H	151	1018	635	188	194	1	0	0

- Molecule 10 is a protein called Large ribosomal subunit protein uL10.

Mol	Chain	Residues	Atoms					AltConf	Trace
			Total	C	N	O	S		
10	I	126	918	580	156	180	2	0	0

- Molecule 11 is a protein called Large ribosomal subunit protein uL11.

Mol	Chain	Residues	Atoms					AltConf	Trace
			Total	C	N	O	S		
11	J	133	990	625	175	187	3	0	0

- Molecule 12 is a protein called Large ribosomal subunit protein uL13.

Mol	Chain	Residues	Atoms					AltConf	Trace
			Total	C	N	O	S		
12	K	146	1130	722	207	200	1	0	0

- Molecule 13 is a protein called 50S ribosomal protein L14.

Mol	Chain	Residues	Atoms					AltConf	Trace
			Total	C	N	O	S		
13	L	122	938	586	179	170	3	0	0

- Molecule 14 is a protein called Large ribosomal subunit protein uL15.

Mol	Chain	Residues	Atoms					AltConf	Trace
14	M	145	Total	C	N	O	S	0	0
			1078	676	205	194	3		

- Molecule 15 is a protein called Large ribosomal subunit protein uL16.

Mol	Chain	Residues	Atoms					AltConf	Trace
15	N	136	Total	C	N	O	S	0	0
			1092	690	213	187	2		

- Molecule 16 is a protein called Large ribosomal subunit protein bL17.

Mol	Chain	Residues	Atoms					AltConf	Trace
16	O	118	Total	C	N	O	S	0	0
			928	583	180	163	2		

- Molecule 17 is a protein called Large ribosomal subunit protein uL18.

Mol	Chain	Residues	Atoms					AltConf	Trace
17	P	126	Total	C	N	O		0	0
			956	586	199	171			

- Molecule 18 is a protein called 50S ribosomal protein L19.

Mol	Chain	Residues	Atoms					AltConf	Trace
18	Q	113	Total	C	N	O	S	0	0
			907	570	171	165	1		

- Molecule 19 is a protein called Large ribosomal subunit protein bL20.

Mol	Chain	Residues	Atoms					AltConf	Trace
19	R	124	Total	C	N	O		0	0
			988	613	203	172			

- Molecule 20 is a protein called Large ribosomal subunit protein bL21.

Mol	Chain	Residues	Atoms					AltConf	Trace
20	S	100	Total	C	N	O		0	0
			754	478	137	139			

- Molecule 21 is a protein called Large ribosomal subunit protein uL22.

Mol	Chain	Residues	Atoms				AltConf	Trace
21	T	114	Total	C	N	O	0	0
			873	543	171	159		

- Molecule 22 is a protein called Large ribosomal subunit protein uL23.

Mol	Chain	Residues	Atoms				AltConf	Trace
22	U	97	Total	C	N	O	0	0
			756	479	138	139		

- Molecule 23 is a protein called Large ribosomal subunit protein uL24.

Mol	Chain	Residues	Atoms					AltConf	Trace
23	V	97	Total	C	N	O	S	0	0
			732	456	137	137	2		

- Molecule 24 is a protein called Large ribosomal subunit protein bL25.

Mol	Chain	Residues	Atoms				AltConf	Trace
24	W	192	Total	C	N	O	0	0
			1428	881	255	292		

- Molecule 25 is a protein called Large ribosomal subunit protein bL27.

Mol	Chain	Residues	Atoms				AltConf	Trace
25	X	79	Total	C	N	O	0	0
			586	361	123	102		

- Molecule 26 is a protein called Large ribosomal subunit protein bL28.

Mol	Chain	Residues	Atoms					AltConf	Trace
26	Y	63	Total	C	N	O	S	0	0
			470	283	103	80	4		

- Molecule 27 is a protein called Large ribosomal subunit protein uL29.

Mol	Chain	Residues	Atoms					AltConf	Trace
27	Z	64	Total	C	N	O	S	0	0
			531	324	103	103	1		

- Molecule 28 is a protein called Large ribosomal subunit protein uL30.

Mol	Chain	Residues	Atoms				AltConf	Trace
28	a	59	Total	C	N	O	0	0
			474	292	95	87		

- Molecule 29 is a protein called Large ribosomal subunit protein bL32.

Mol	Chain	Residues	Atoms					AltConf	Trace
29	b	54	Total	C	N	O	S	0	0
			423	260	93	69	1		

- Molecule 30 is a protein called Large ribosomal subunit protein bL33A.

Mol	Chain	Residues	Atoms					AltConf	Trace
30	c	49	Total	C	N	O	S	0	0
			405	248	82	71	4		

- Molecule 31 is a protein called Large ribosomal subunit protein bL34.

Mol	Chain	Residues	Atoms					AltConf	Trace
31	d	46	Total	C	N	O	S	0	0
			377	225	97	54	1		

- Molecule 32 is a protein called Large ribosomal subunit protein bL35.

Mol	Chain	Residues	Atoms				AltConf	Trace
32	e	63	Total	C	N	O	0	0
			502	302	115	85		

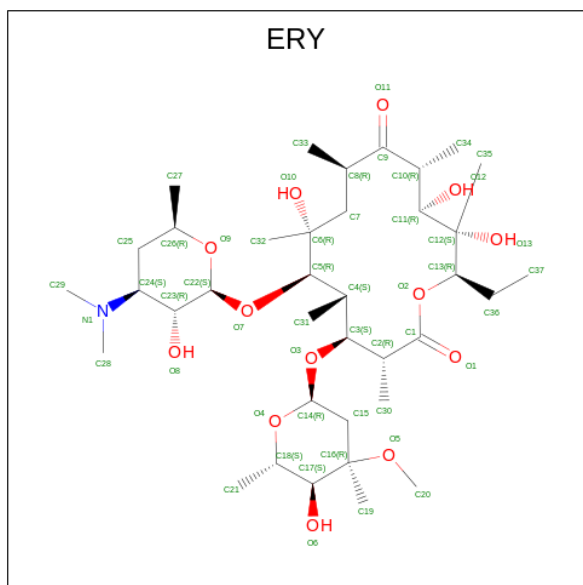
- Molecule 33 is a protein called 50S ribosomal protein L36.

Mol	Chain	Residues	Atoms					AltConf	Trace
33	f	37	Total	C	N	O	S	0	0
			299	181	66	47	5		

- Molecule 34 is a protein called Large ribosomal subunit protein bL31.

Mol	Chain	Residues	Atoms					AltConf	Trace
34	g	48	Total	C	N	O	S	0	0
			364	225	63	71	5		

- Molecule 35 is ERYTHROMYCIN A (three-letter code: ERY) (formula: C₃₇H₆₇NO₁₃) (labeled as "Ligand of Interest" by depositor).



Mol	Chain	Residues	Atoms				AltConf
			Total	C	N	O	
35	A	1	51	37	1	13	0

3 Residue-property plots [i](#)

These plots are drawn for all protein, RNA, DNA and oligosaccharide chains in the entry. The first graphic for a chain summarises the proportions of the various outlier classes displayed in the second graphic. The second graphic shows the sequence view annotated by issues in geometry and atom inclusion in map density. Residues are color-coded according to the number of geometric quality criteria for which they contain at least one outlier: green = 0, yellow = 1, orange = 2 and red = 3 or more. A red diamond above a residue indicates a poor fit to the EM map for this residue (all-atom inclusion < 40%). Stretches of 2 or more consecutive residues without any outlier are shown as a green connector. Residues present in the sample, but not in the model, are shown in grey.

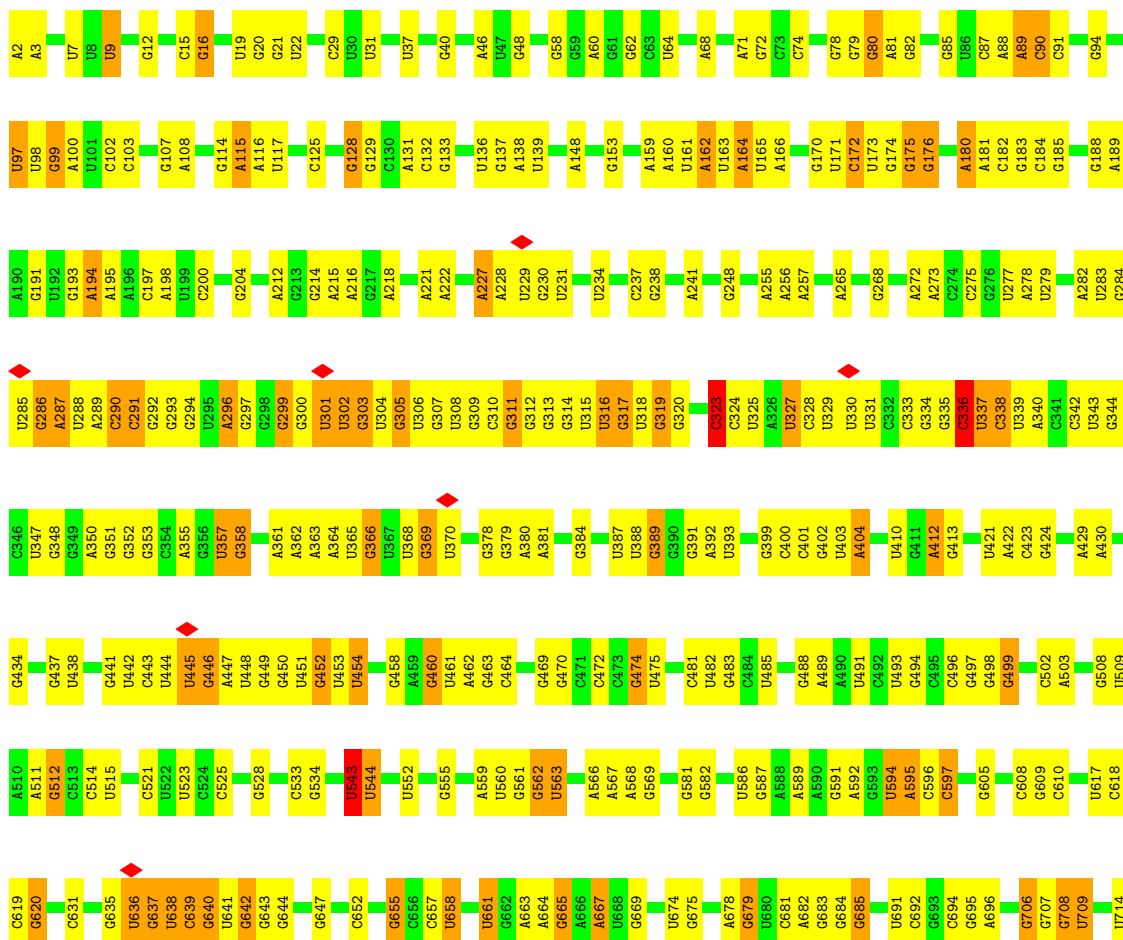
- Molecule 1: 50S ribosomal protein bL37

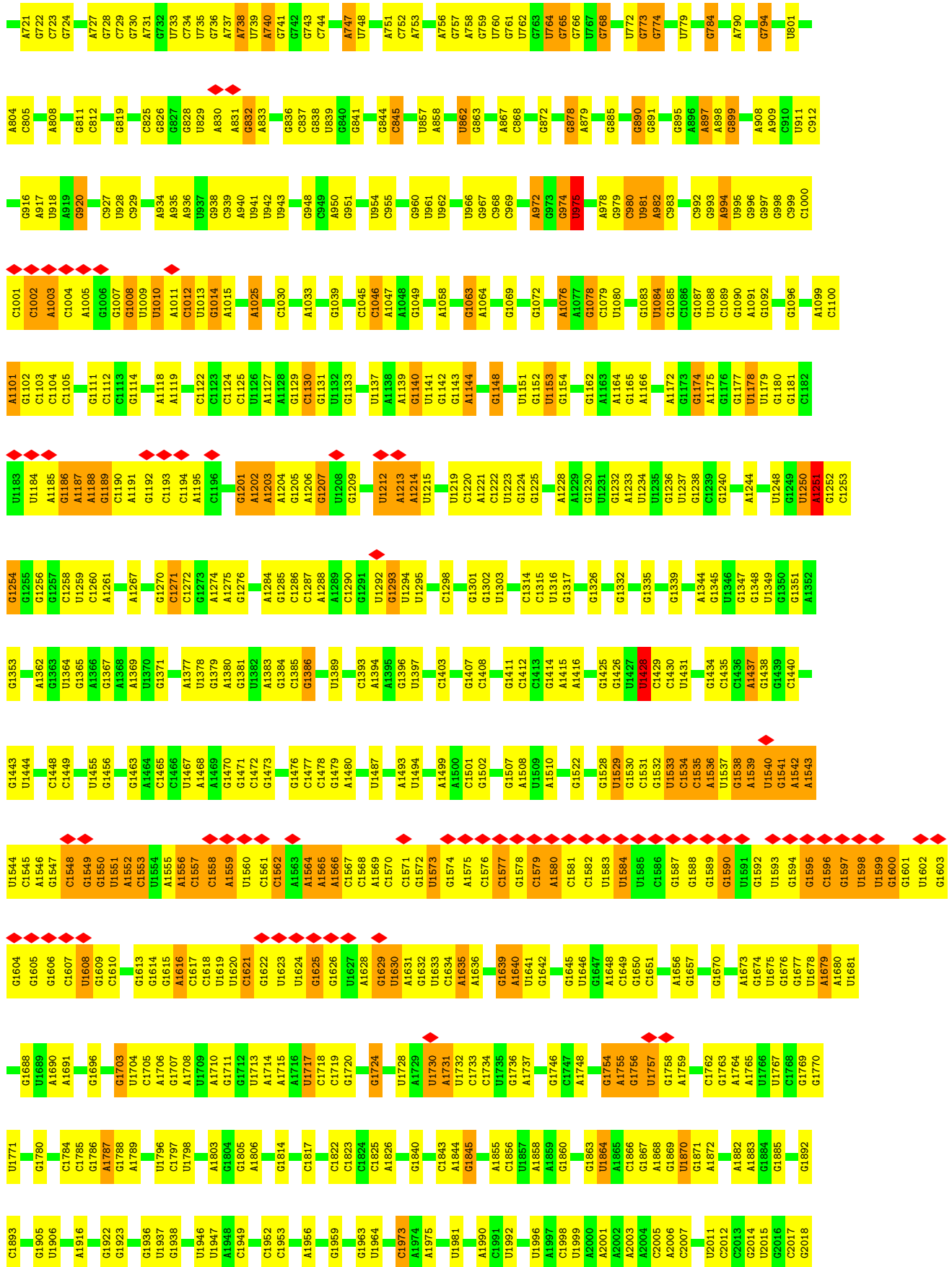
Chain 3:  61% 39%

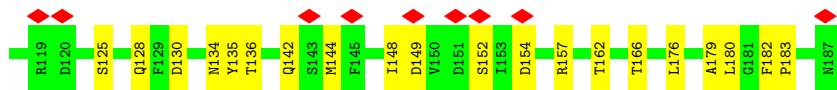


- Molecule 2: 23S rRNA

Chain A:  5% 52% 39% 9%

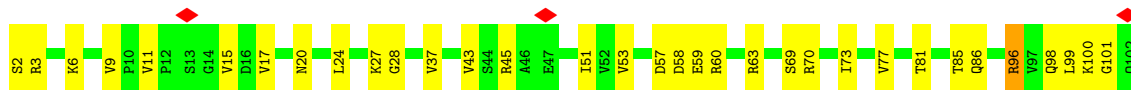






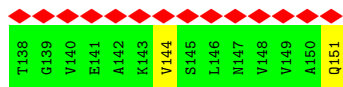
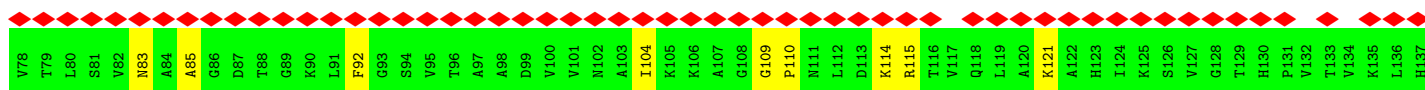
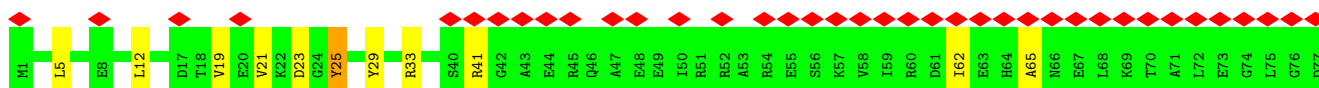
- Molecule 8: Large ribosomal subunit protein uL6

Chain G: 73% 26%



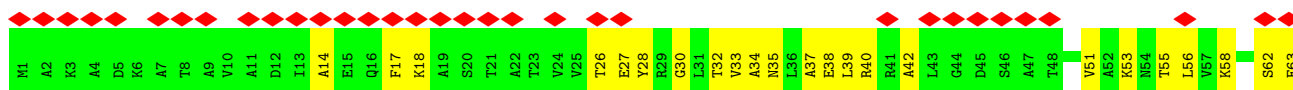
- Molecule 9: 50S ribosomal protein L9

Chain H: 72% 85% 14%



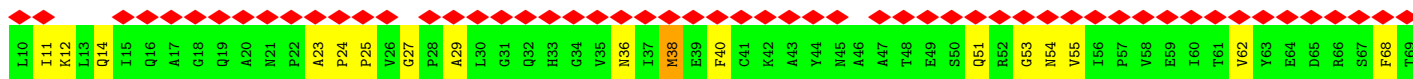
- Molecule 10: Large ribosomal subunit protein uL10

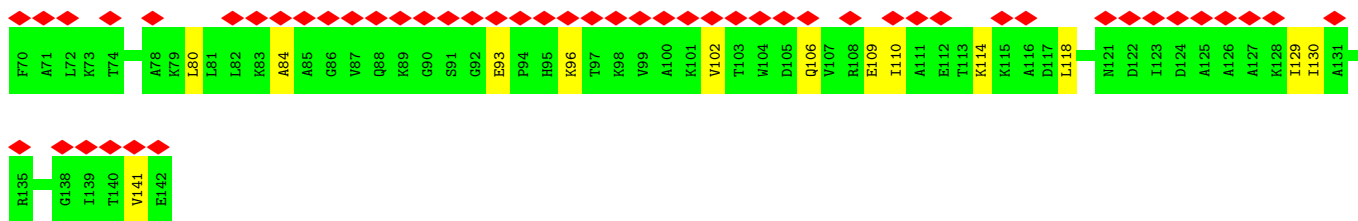
Chain I: 65% 70% 30%



- Molecule 11: Large ribosomal subunit protein uL11

Chain J: 80% 77% 22%





- Molecule 12: Large ribosomal subunit protein uL13

Chain K: 79% 21%



- Molecule 13: 50S ribosomal protein L14

Chain L: 73% 24%



- Molecule 14: Large ribosomal subunit protein uL15

Chain M: 80% 19%



- Molecule 15: Large ribosomal subunit protein uL16

Chain N: 74% 24%



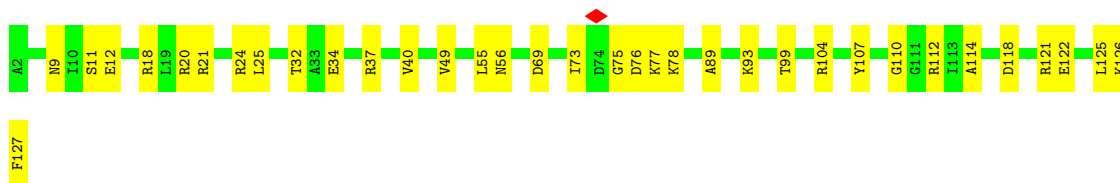
- Molecule 16: Large ribosomal subunit protein bL17

Chain O: 73% 26%

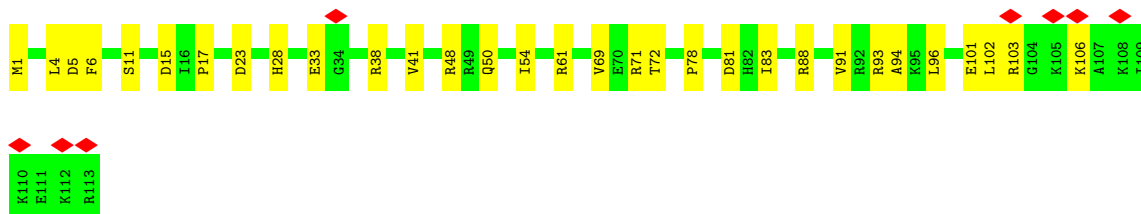
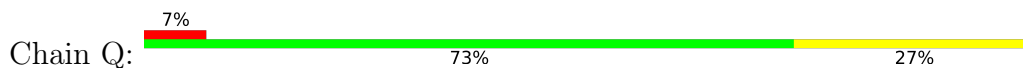


- Molecule 17: Large ribosomal subunit protein uL18

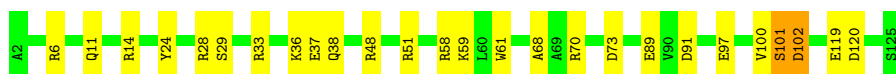
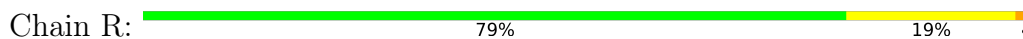
Chain P: 72% 28%



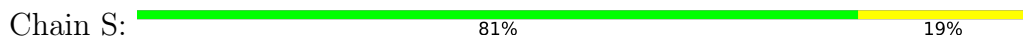
- Molecule 18: 50S ribosomal protein L19



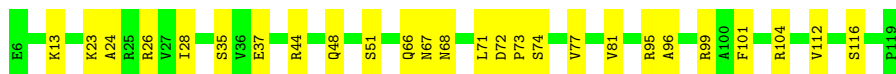
- Molecule 19: Large ribosomal subunit protein bL20



- Molecule 20: Large ribosomal subunit protein bL21



- Molecule 21: Large ribosomal subunit protein uL22

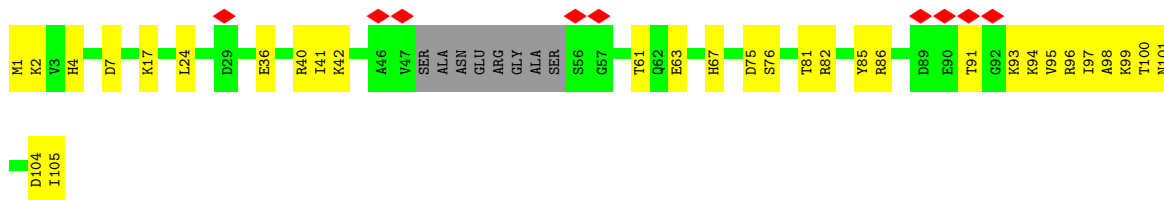


- Molecule 22: Large ribosomal subunit protein uL23

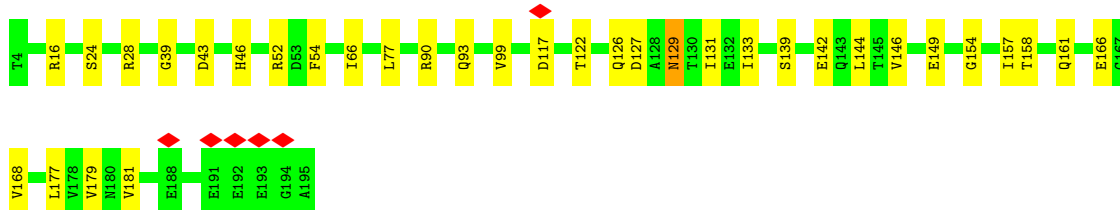
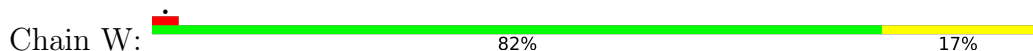


- Molecule 23: Large ribosomal subunit protein uL24





• Molecule 24: Large ribosomal subunit protein bL25



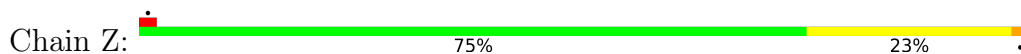
• Molecule 25: Large ribosomal subunit protein bL27



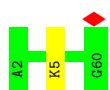
• Molecule 26: Large ribosomal subunit protein bL28



• Molecule 27: Large ribosomal subunit protein uL29



• Molecule 28: Large ribosomal subunit protein uL30



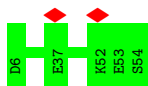
• Molecule 29: Large ribosomal subunit protein bL32

Chain b:  98%



- Molecule 30: Large ribosomal subunit protein bL33A

Chain c:  100%



- Molecule 31: Large ribosomal subunit protein bL34

Chain d:  98%



- Molecule 32: Large ribosomal subunit protein bL35

Chain e:  5% 97%



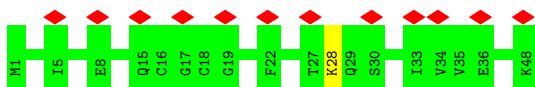
- Molecule 33: 50S ribosomal protein L36

Chain f:  100%

There are no outlier residues recorded for this chain.

- Molecule 34: Large ribosomal subunit protein bL31

Chain g:  25% 98%



4 Experimental information

Property	Value	Source
EM reconstruction method	SINGLE PARTICLE	Depositor
Imposed symmetry	POINT, Not provided	
Number of particles used	43558	Depositor
Resolution determination method	FSC 0.143 CUT-OFF	Depositor
CTF correction method	PHASE FLIPPING AND AMPLITUDE CORRECTION	Depositor
Microscope	FEI TITAN KRIOS	Depositor
Voltage (kV)	300	Depositor
Electron dose ($e^-/\text{\AA}^2$)	28.75	Depositor
Minimum defocus (nm)	1800	Depositor
Maximum defocus (nm)	3300	Depositor
Magnification	Not provided	
Image detector	FEI FALCON III (4k x 4k)	Depositor
Maximum map value	30.405	Depositor
Minimum map value	-14.822	Depositor
Average map value	0.000	Depositor
Map value standard deviation	1.000	Depositor
Recommended contour level	3.6	Depositor
Map size (\AA)	449.40002, 449.40002, 449.40002	wwPDB
Map dimensions	420, 420, 420	wwPDB
Map angles ($^\circ$)	90.0, 90.0, 90.0	wwPDB
Pixel spacing (\AA)	1.07, 1.07, 1.07	Depositor

5 Model quality [i](#)

5.1 Standard geometry [i](#)

Bond lengths and bond angles in the following residue types are not validated in this section: ERY

The Z score for a bond length (or angle) is the number of standard deviations the observed value is removed from the expected value. A bond length (or angle) with $|Z| > 5$ is considered an outlier worth inspection. RMSZ is the root-mean-square of all Z scores of the bond lengths (or angles).

Mol	Chain	Bond lengths		Bond angles	
		RMSZ	# Z >5	RMSZ	# Z >5
1	3	0.31	0/191	0.63	0/247
2	A	0.70	0/75026	0.87	45/117066 (0.0%)
3	B	0.57	0/2821	0.88	2/4396 (0.0%)
4	C	0.43	0/2153	0.59	0/2895
5	D	0.43	0/1609	0.58	0/2165
6	E	0.38	0/1592	0.53	0/2153
7	F	0.30	0/1467	0.57	0/1973
8	G	0.34	0/1369	0.57	0/1848
9	H	0.26	0/1027	0.49	0/1398
10	I	0.27	0/925	0.49	0/1246
11	J	0.25	0/1006	0.47	0/1364
12	K	0.43	0/1157	0.54	0/1567
13	L	0.43	0/946	0.62	0/1268
14	M	0.40	0/1091	0.57	0/1457
15	N	0.38	0/1118	0.58	0/1506
16	O	0.41	0/945	0.55	0/1267
17	P	0.33	0/966	0.60	1/1298 (0.1%)
18	Q	0.40	0/921	0.55	0/1236
19	R	0.45	0/1000	0.60	1/1341 (0.1%)
20	S	0.41	0/764	0.52	0/1030
21	T	0.42	0/887	0.59	0/1204
22	U	0.39	0/766	0.54	0/1030
23	V	0.35	0/738	0.58	0/987
24	W	0.31	0/1443	0.55	0/1970
25	X	0.40	0/595	0.61	0/798
26	Y	0.40	0/478	0.59	0/641
27	Z	0.36	0/534	0.64	0/713
28	a	0.39	0/477	0.61	0/640
29	b	0.37	0/427	0.65	0/572
30	c	0.32	0/413	0.56	0/553
31	d	0.38	0/380	0.70	0/500
32	e	0.26	0/507	0.64	0/672

Mol	Chain	Bond lengths		Bond angles	
		RMSZ	# Z >5	RMSZ	# Z >5
33	f	0.38	0/303	0.60	0/401
34	g	0.32	0/372	0.51	0/503
All	All	0.63	0/106414	0.81	49/159905 (0.0%)

There are no bond length outliers.

All (49) bond angle outliers are listed below:

Mol	Chain	Res	Type	Atoms	Z	Observed(°)	Ideal(°)
2	A	323	C	C2-N1-C1'	7.45	127.00	118.80
2	A	2243	C	C2-N1-C1'	7.19	126.70	118.80
2	A	1973	C	C2-N3-C4	-6.50	116.65	119.90
2	A	975	U	C2-N1-C1'	6.31	125.28	117.70
2	A	1428	U	C2-N1-C1'	6.19	125.13	117.70
3	B	50	C	N3-C2-O2	-6.16	117.59	121.90
2	A	2117	C	N3-C2-O2	-6.12	117.61	121.90
19	R	73	ASP	CB-CG-OD1	6.10	123.79	118.30
2	A	1012	C	N1-C2-O2	6.05	122.53	118.90
2	A	323	C	N1-C2-O2	6.01	122.51	118.90
2	A	1012	C	N3-C2-O2	-6.00	117.70	121.90
2	A	2521	C	C2-N1-C1'	6.00	125.40	118.80
2	A	1973	C	N3-C2-O2	-5.92	117.76	121.90
3	B	50	C	C6-N1-C2	-5.86	117.96	120.30
2	A	975	U	C5-C6-N1	5.85	125.62	122.70
2	A	1557	C	C5-C6-N1	5.75	123.88	121.00
2	A	2245	C	C2-N1-C1'	5.75	125.12	118.80
2	A	2435	U	C2-N1-C1'	5.72	124.56	117.70
2	A	543	U	N3-C2-O2	-5.72	118.20	122.20
2	A	2243	C	C6-N1-C1'	-5.71	113.94	120.80
2	A	323	C	C6-N1-C1'	-5.69	113.97	120.80
2	A	336	C	C2-N1-C1'	5.68	125.05	118.80
2	A	1429	C	C2-N1-C1'	5.50	124.85	118.80
2	A	543	U	C2-N1-C1'	5.50	124.30	117.70
17	P	69	ASP	CB-CG-OD1	5.46	123.22	118.30
2	A	175	G	N3-C4-N9	5.46	129.28	126.00
2	A	3046	C	C2-N1-C1'	5.45	124.80	118.80
2	A	2117	C	N1-C2-O2	5.43	122.16	118.90
2	A	1271	C	N3-C2-O2	-5.36	118.15	121.90
2	A	175	G	C4-N9-C1'	5.35	133.46	126.50
2	A	2025	C	N3-C2-O2	-5.35	118.15	121.90
2	A	1621	C	N3-C2-O2	-5.35	118.16	121.90
2	A	1276	G	C6-C5-N7	-5.28	127.23	130.40
2	A	2025	C	C2-N1-C1'	5.17	124.49	118.80

Continued on next page...

Continued from previous page...

Mol	Chain	Res	Type	Atoms	Z	Observed(°)	Ideal(°)
2	A	962	U	C2-N1-C1'	5.17	123.90	117.70
2	A	3046	C	N3-C2-O2	-5.13	118.31	121.90
2	A	1557	C	C2-N1-C1'	5.12	124.44	118.80
2	A	29	C	C2-N1-C1'	5.12	124.43	118.80
2	A	2245	C	N3-C2-O2	-5.12	118.32	121.90
2	A	1276	G	C4-N9-C1'	5.11	133.14	126.50
2	A	543	U	N1-C2-O2	5.11	126.37	122.80
2	A	237	C	C2-N1-C1'	5.09	124.40	118.80
2	A	1973	C	N1-C2-N3	5.09	122.76	119.20
2	A	1579	C	C5-C6-N1	5.09	123.55	121.00
2	A	1548	C	C2-N1-C1'	5.08	124.38	118.80
2	A	2245	C	N1-C2-O2	5.07	121.94	118.90
2	A	3046	C	C6-N1-C2	-5.06	118.28	120.30
2	A	1251	A	O4'-C1'-N9	5.05	112.24	108.20
2	A	1045	C	C2-N1-C1'	5.03	124.33	118.80

There are no chirality outliers.

There are no planarity outliers.

5.2 Too-close contacts [\(i\)](#)

In the following table, the Non-H and H(model) columns list the number of non-hydrogen atoms and hydrogen atoms in the chain respectively. The H(added) column lists the number of hydrogen atoms added and optimized by MolProbity. The Clashes column lists the number of clashes within the asymmetric unit, whereas Symm-Clashes lists symmetry-related clashes.

Mol	Chain	Non-H	H(model)	H(added)	Clashes	Symm-Clashes
1	3	189	0	205	8	0
2	A	67003	0	33711	978	0
3	B	2522	0	1285	39	0
4	C	2110	0	2165	63	0
5	D	1587	0	1630	29	0
6	E	1569	0	1607	41	0
7	F	1445	0	1476	39	0
8	G	1348	0	1399	38	0
9	H	1018	0	988	15	0
10	I	918	0	959	28	0
11	J	990	0	1021	21	0
12	K	1130	0	1167	28	0
13	L	938	0	1000	22	0
14	M	1078	0	1151	27	0

Continued on next page...

Continued from previous page...

Mol	Chain	Non-H	H(model)	H(added)	Clashes	Symm-Clashes
15	N	1092	0	1128	24	0
16	O	928	0	972	24	0
17	P	956	0	991	26	0
18	Q	907	0	938	19	0
19	R	988	0	1038	19	0
20	S	754	0	802	14	0
21	T	873	0	909	16	0
22	U	756	0	802	19	0
23	V	732	0	782	24	0
24	W	1428	0	1443	22	0
25	X	586	0	601	18	0
26	Y	470	0	484	11	0
27	Z	531	0	541	11	0
28	a	474	0	500	0	0
29	b	423	0	463	0	0
30	c	405	0	411	0	0
31	d	377	0	411	0	0
32	e	502	0	541	0	0
33	f	299	0	324	0	0
34	g	364	0	352	0	0
35	A	51	0	67	4	0
All	All	97741	0	64264	1450	0

The all-atom clashscore is defined as the number of clashes found per 1000 atoms (including hydrogen atoms). The all-atom clashscore for this structure is 10.

All (1450) close contacts within the same asymmetric unit are listed below, sorted by their clash magnitude.

Atom-1	Atom-2	Interatomic distance (Å)	Clash overlap (Å)
2:A:279:U:H3	2:A:307:G:H1	0.95	0.93
2:A:1547:G:H1	2:A:1623:U:H3	1.11	0.93
2:A:2131:G:H1	2:A:2147:U:H3	1.14	0.89
2:A:1367:G:N7	19:R:36:LYS:NZ	2.24	0.86
22:U:8:ARG:NE	27:Z:27:GLU:OE2	2.09	0.86
2:A:1541:G:N7	2:A:1629:G:O2'	2.10	0.84
2:A:329:U:O2	2:A:446:G:O6	1.95	0.84
2:A:2337:A:N6	2:A:2342:A:N7	2.25	0.84
2:A:2086:U:H3	2:A:2096:G:H1	1.25	0.82
2:A:2652:G:N2	14:M:54:GLN:HE21	1.79	0.81
2:A:1540:U:H1'	2:A:1541:G:H5'	1.63	0.80
2:A:334:G:H1	2:A:347:U:H3	1.26	0.80

Continued on next page...

Continued from previous page...

Atom-1	Atom-2	Interatomic distance (Å)	Clash overlap (Å)
2:A:1556:A:H2	2:A:1615:G:H1	1.30	0.80
25:X:23:VAL:HG13	25:X:38:VAL:HG12	1.63	0.80
2:A:997:G:H1	2:A:1010:U:H3	1.30	0.80
2:A:994:A:N6	2:A:1014:G:O2'	2.14	0.79
2:A:2015:U:OP2	4:C:272:ARG:NH2	2.15	0.79
21:T:81:VAL:HG12	21:T:112:VAL:HG22	1.64	0.78
2:A:1188:A:N7	2:A:1214:A:O2'	2.15	0.78
15:N:76:LYS:HG2	15:N:91:GLU:HG3	1.65	0.78
2:A:451:U:H2'	2:A:452:G:C8	2.20	0.77
2:A:1605:G:H2'	2:A:1606:G:C8	2.19	0.77
2:A:159:A:OP2	2:A:164:A:N6	2.17	0.76
2:A:1621:C:H2'	2:A:1622:G:C8	2.19	0.76
16:O:57:LYS:O	16:O:62:ASN:ND2	2.18	0.76
23:V:81:THR:HG23	23:V:100:THR:HG23	1.67	0.76
2:A:996:G:H2'	2:A:997:G:H8	1.51	0.76
2:A:1608:U:H2'	2:A:1609:G:C8	2.20	0.76
2:A:679:G:OP2	14:M:24:ARG:NH2	2.18	0.76
2:A:747:A:N6	2:A:768:G:O2'	2.17	0.76
2:A:1754:G:N1	2:A:1759:A:N6	2.35	0.75
2:A:1755:A:O2'	2:A:1758:G:N2	2.20	0.75
2:A:2044:U:OP2	4:C:222:ARG:NH1	2.15	0.75
7:F:14:ARG:NH2	7:F:179:ALA:O	2.20	0.75
2:A:1538:G:H1	2:A:1635:A:H2	1.32	0.75
2:A:402:G:N3	6:E:171:ASN:ND2	2.35	0.75
2:A:1539:A:H4'	2:A:1540:U:O4'	1.87	0.74
2:A:1542:A:H2'	2:A:1543:A:C8	2.23	0.73
2:A:1254:G:HO2'	2:A:2262:C:HO2'	1.36	0.73
2:A:2249:G:H2'	2:A:2250:A:C8	2.23	0.73
2:A:1579:C:H2'	2:A:1580:A:C8	2.24	0.72
2:A:1565:A:H61	2:A:1607:C:H42	1.38	0.72
2:A:582:G:N3	21:T:68:ASN:ND2	2.36	0.72
2:A:81:A:OP1	23:V:4:HIS:NE2	2.23	0.72
2:A:389:G:N1	2:A:392:A:OP2	2.21	0.72
13:L:3:GLN:O	13:L:6:SER:OG	2.06	0.72
2:A:1754:G:N2	2:A:1759:A:N1	2.38	0.72
2:A:2220:C:OP1	13:L:31:ARG:NH1	2.23	0.72
2:A:401:C:OP2	6:E:139:LYS:NZ	2.22	0.72
13:L:105:GLU:OE1	13:L:105:GLU:N	2.23	0.72
2:A:1542:A:H1'	2:A:1631:A:H61	1.54	0.72
2:A:499:G:OP2	2:A:2630:A:O2'	2.04	0.71
2:A:1259:U:OP2	12:K:65:SER:OG	2.08	0.71

Continued on next page...

Continued from previous page...

Atom-1	Atom-2	Interatomic distance (Å)	Clash overlap (Å)
2:A:1552:A:H61	2:A:1616:A:H3'	1.55	0.71
2:A:1148:G:OP2	15:N:128:LYS:NZ	2.22	0.71
2:A:774:G:N2	6:E:36:GLN:OE1	2.21	0.71
4:C:146:GLU:OE1	4:C:152:GLY:N	2.23	0.71
2:A:1551:U:H3'	2:A:1552:A:C8	2.26	0.71
2:A:1863:G:H5'	2:A:1864:U:H5'	1.71	0.71
2:A:2255:A:N3	2:A:2679:G:O2'	2.21	0.71
4:C:262:LYS:HG2	4:C:263:PRO:HD2	1.73	0.70
7:F:58:ASN:O	7:F:62:ASN:ND2	2.24	0.70
23:V:75:ASP:OD1	23:V:76:SER:N	2.23	0.70
2:A:2386:U:OP1	2:A:2393:A:O2'	2.09	0.70
2:A:2145:C:H2'	2:A:2146:A:H8	1.55	0.70
26:Y:36:VAL:HG23	26:Y:63:ARG:HD3	1.74	0.70
2:A:1201:G:N2	2:A:1204:A:OP2	2.18	0.70
2:A:2358:A:N6	2:A:2379:G:O2'	2.25	0.70
2:A:284:G:N2	2:A:302:U:O2	2.25	0.70
2:A:1562:C:H5'	4:C:138:ALA:H	1.56	0.70
12:K:25:LEU:HA	12:K:62:ILE:HD11	1.73	0.69
22:U:18:GLU:N	22:U:18:GLU:OE2	2.25	0.69
2:A:2908:U:O2'	13:L:68:GLU:OE1	2.10	0.69
8:G:27:LYS:NZ	8:G:28:GLY:O	2.25	0.69
27:Z:36:MET:SD	27:Z:41:LEU:HD23	2.32	0.69
2:A:273:A:H62	2:A:313:G:N2	1.90	0.69
2:A:287:A:N6	2:A:299:G:O2'	2.24	0.69
2:A:679:G:N7	14:M:35:ARG:NH1	2.41	0.69
8:G:9:VAL:HB	8:G:51:ILE:HB	1.74	0.69
13:L:7:ARG:HD3	13:L:18:GLU:OE1	1.92	0.69
2:A:1996:U:OP2	2:A:2001:A:N6	2.22	0.69
2:A:404:A:OP1	6:E:170:ARG:NH2	2.26	0.68
9:H:12:LEU:HD21	9:H:19:VAL:HG21	1.75	0.68
13:L:30:ARG:NH2	13:L:37:ASP:OD2	2.26	0.68
24:W:39:GLY:HA3	24:W:99:VAL:HG22	1.76	0.68
2:A:759:G:H1	25:X:64:PRO:HB3	1.59	0.68
2:A:1125:C:OP1	12:K:37:ARG:NH1	2.26	0.68
2:A:292:G:N2	2:A:343:U:O2	2.26	0.68
2:A:2376:G:H2'	2:A:2377:G:C8	2.30	0.67
2:A:1673:A:O2'	2:A:2926:A:OP2	2.08	0.67
2:A:2282:A:H2	35:A:3201:ERY:H311	1.59	0.67
15:N:136:GLU:O	24:W:90:ARG:NH2	2.28	0.67
2:A:1548:C:N4	2:A:1549:G:O6	2.28	0.66
5:D:63:ILE:HG22	5:D:65:PRO:HD2	1.75	0.66

Continued on next page...

Continued from previous page...

Atom-1	Atom-2	Interatomic distance (Å)	Clash overlap (Å)
17:P:77:LYS:HB3	17:P:112:ARG:HD3	1.77	0.66
2:A:2709:G:OP1	15:N:46:GLN:NE2	2.29	0.66
2:A:2736:C:O2	5:D:150:SER:OG	2.13	0.66
2:A:1596:C:H3'	2:A:1597:G:H8	1.61	0.66
2:A:2361:U:H3	2:A:2376:G:H1	1.42	0.66
2:A:2600:A:N3	17:P:121:ARG:NH2	2.43	0.66
2:A:2842:G:H21	5:D:160:VAL:HG21	1.60	0.66
26:Y:15:GLY:HA3	26:Y:29:TRP:HZ3	1.61	0.66
2:A:2552:A:H2'	2:A:2553:G:C8	2.31	0.66
2:A:2482:U:O2'	2:A:2651:C:OP2	2.13	0.66
6:E:31:ILE:HD11	14:M:4:ILE:HD13	1.76	0.65
20:S:39:VAL:HG11	20:S:42:VAL:HG23	1.78	0.65
2:A:998:G:H1	2:A:1009:U:H3	1.43	0.65
2:A:981:U:O2'	2:A:982:A:OP2	2.11	0.65
2:A:1602:U:H2'	2:A:1603:G:C8	2.31	0.65
2:A:1867:G:O2'	16:O:106:ASP:OD2	2.11	0.65
2:A:2106:A:H3'	2:A:2107:G:H5''	1.78	0.65
2:A:485:U:O2'	2:A:2454:G:N2	2.30	0.65
23:V:81:THR:HG21	23:V:98:ALA:HB1	1.78	0.65
2:A:1825:C:N4	2:A:1840:G:OP2	2.24	0.65
19:R:28:ARG:NH1	19:R:38:GLN:OE1	2.30	0.65
2:A:1552:A:OP2	2:A:1616:A:N6	2.29	0.65
2:A:2515:U:OP1	2:A:2604:U:O2'	2.14	0.65
2:A:1187:A:H4'	2:A:1188:A:H5''	1.78	0.65
2:A:1551:U:O4	2:A:1619:U:N3	2.28	0.65
7:F:23:LEU:HD11	7:F:176:LEU:HD13	1.79	0.65
2:A:1572:G:H21	2:A:1599:U:H5	1.43	0.65
2:A:2580:G:N2	2:A:2586:G:O6	2.30	0.65
24:W:158:THR:HG22	24:W:161:GLN:HG3	1.77	0.65
2:A:279:U:O4	2:A:307:G:O6	2.15	0.64
2:A:1556:A:N1	2:A:1615:G:O6	2.30	0.64
2:A:2147:U:H2'	2:A:2148:C:C6	2.33	0.64
4:C:263:PRO:O	4:C:266:LYS:NZ	2.25	0.64
21:T:72:ASP:OD2	21:T:74:SER:OG	2.12	0.64
24:W:43:ASP:OD1	24:W:43:ASP:N	2.31	0.64
2:A:1072:G:OP1	15:N:87:LYS:NZ	2.30	0.64
2:A:1580:A:H2'	2:A:1581:C:C6	2.33	0.64
2:A:444:U:H5'	2:A:446:G:H4'	1.79	0.64
2:A:1365:G:OP2	14:M:24:ARG:NH1	2.31	0.64
11:J:51:GLN:HE21	11:J:54:ASN:H	1.43	0.64
12:K:141:GLU:N	12:K:141:GLU:OE2	2.31	0.64

Continued on next page...

Continued from previous page...

Atom-1	Atom-2	Interatomic distance (Å)	Clash overlap (Å)
23:V:91:THR:HB	23:V:93:LYS:HG3	1.80	0.63
10:I:115:LEU:HB3	10:I:119:ASP:HB2	1.79	0.63
7:F:125:SER:O	7:F:135:TYR:OH	2.14	0.63
8:G:96:ARG:NH2	8:G:98:GLN:OE1	2.31	0.63
15:N:15:PRO:HG3	15:N:72:ARG:HE	1.62	0.63
2:A:2558:C:N3	25:X:75:ARG:NH2	2.46	0.63
2:A:2862:G:O2'	2:A:3002:A:N6	2.30	0.63
2:A:1559:A:H2'	2:A:1560:U:C6	2.34	0.63
2:A:2815:C:H2'	2:A:2816:G:H8	1.62	0.63
7:F:110:LEU:HA	7:F:114:ALA:HB3	1.80	0.63
2:A:469:G:O6	2:A:470:G:N2	2.31	0.63
7:F:130:ASP:OD1	7:F:134:ASN:ND2	2.31	0.63
2:A:2041:G:OP1	4:C:52:ARG:NH1	2.30	0.63
2:A:2249:G:H2'	2:A:2250:A:H8	1.62	0.63
2:A:3052:A:O2'	2:A:3105:C:OP1	2.17	0.63
1:3:21:ARG:HG2	1:3:22:PRO:HD2	1.81	0.62
6:E:35:HIS:HA	14:M:9:LEU:HD23	1.81	0.62
2:A:1596:C:H3'	2:A:1597:G:C8	2.34	0.62
2:A:2891:C:N3	8:G:111:SER:OG	2.27	0.62
2:A:282:A:OP1	9:H:114:LYS:NZ	2.29	0.62
10:I:101:LYS:HE3	10:I:101:LYS:HA	1.80	0.62
2:A:1564:A:H3'	2:A:1565:A:H8	1.64	0.62
22:U:30:THR:HG22	22:U:83:ILE:HG23	1.80	0.62
1:3:3:LYS:HE2	2:A:1252:G:N7	2.15	0.62
1:3:6:ARG:NH2	2:A:1144:A:N1	2.48	0.62
2:A:2248:C:H2'	2:A:2249:G:H8	1.64	0.62
11:J:84:ALA:O	11:J:106:GLN:NE2	2.30	0.62
22:U:6:ASP:OD2	22:U:8:ARG:NH1	2.33	0.62
2:A:114:G:OP2	2:A:116:A:O2'	2.16	0.62
2:A:381:A:OP2	23:V:82:ARG:NH2	2.33	0.62
2:A:1630:U:H2'	2:A:1631:A:H8	1.65	0.62
14:M:69:ASN:ND2	14:M:69:ASN:O	2.33	0.62
2:A:2668:G:OP2	6:E:69:LYS:NZ	2.32	0.62
2:A:2985:G:H1'	8:G:144:GLN:HE22	1.64	0.62
17:P:34:GLU:OE2	17:P:34:GLU:N	2.32	0.62
24:W:157:ILE:HB	24:W:179:VAL:HB	1.82	0.62
2:A:58:G:OP1	27:Z:45:ARG:NH2	2.32	0.62
2:A:1547:G:O6	2:A:1623:U:O4	2.17	0.62
8:G:138:ASP:HB2	8:G:141:LYS:HB2	1.82	0.62
2:A:429:A:H2'	2:A:430:A:H8	1.64	0.61
2:A:1551:U:H3'	2:A:1552:A:H8	1.65	0.61

Continued on next page...

Continued from previous page...

Atom-1	Atom-2	Interatomic distance (Å)	Clash overlap (Å)
2:A:2652:G:N2	14:M:54:GLN:NE2	2.48	0.61
7:F:15:TYR:HA	7:F:19:ILE:HB	1.80	0.61
2:A:1396:G:H2'	2:A:1397:U:C6	2.35	0.61
2:A:2323:G:H1	2:A:2412:U:H3	1.49	0.61
2:A:2173:G:H2'	2:A:2174:G:H8	1.65	0.61
14:M:134:ARG:NH1	14:M:144:ALA:O	2.33	0.61
10:I:17:PHE:HE2	10:I:64:ALA:HB3	1.65	0.61
2:A:2211:C:H2'	2:A:2212:A:H8	1.66	0.61
2:A:2323:G:H2'	2:A:2324:A:H8	1.66	0.61
2:A:2435:U:H2'	2:A:2436:A:H5''	1.83	0.61
2:A:2800:G:O2'	2:A:2803:C:OP2	2.19	0.61
4:C:83:GLU:OE2	4:C:104:TYR:OH	2.14	0.61
9:H:62:ILE:H	9:H:65:ALA:HB3	1.65	0.61
2:A:661:U:H5''	2:A:936:A:C2	2.35	0.61
2:A:1573:U:H2'	2:A:1592:G:H3'	1.83	0.60
12:K:125:TYR:OH	12:K:132:HIS:NE2	2.34	0.60
2:A:164:A:H2'	2:A:165:U:C6	2.36	0.60
2:A:1754:G:H1	2:A:1759:A:N6	1.99	0.60
2:A:2819:G:N2	2:A:2822:A:OP2	2.32	0.60
21:T:71:LEU:HD23	21:T:116:SER:HB2	1.83	0.60
2:A:1542:A:N3	2:A:1631:A:N6	2.48	0.60
2:A:2294:A:H2'	2:A:2295:C:C6	2.37	0.60
2:A:2299:C:OP2	2:A:2462:G:N2	2.33	0.60
3:B:49:C:H2'	3:B:50:C:C6	2.35	0.60
4:C:146:GLU:HB2	4:C:189:CYS:HB2	1.82	0.60
16:O:37:THR:HG22	16:O:39:PRO:HD2	1.82	0.60
2:A:1033:A:N3	3:B:81:U:O2'	2.33	0.60
2:A:2332:U:O2	2:A:2404:G:N2	2.34	0.60
25:X:38:VAL:HG22	25:X:59:LEU:HB2	1.82	0.60
2:A:636:U:H5''	2:A:637:G:C4	2.37	0.60
2:A:2558:C:OP2	17:P:20:ARG:NH2	2.34	0.60
13:L:64:ARG:NH1	13:L:101:PRO:O	2.32	0.60
2:A:1600:G:H2'	2:A:1601:G:H8	1.67	0.60
6:E:133:GLY:O	6:E:134:GLN:NE2	2.34	0.60
2:A:2323:G:H2'	2:A:2324:A:C8	2.37	0.60
2:A:2424:C:OP1	26:Y:48:ARG:NH2	2.35	0.60
2:A:292:G:N1	2:A:343:U:N3	2.50	0.59
2:A:2342:A:N6	2:A:2390:U:H1'	2.17	0.59
2:A:329:U:O2	2:A:446:G:C6	2.55	0.59
2:A:1536:A:H2'	2:A:1537:U:C6	2.38	0.59
2:A:2470:A:H2'	2:A:2471:A:H8	1.67	0.59

Continued on next page...

Continued from previous page...

Atom-1	Atom-2	Interatomic distance (Å)	Clash overlap (Å)
2:A:1379:G:N2	2:A:2240:U:O4	2.35	0.59
3:B:59:A:N3	17:P:9:ASN:ND2	2.50	0.59
4:C:19:SER:HB2	4:C:204:ILE:HD11	1.84	0.59
2:A:567:A:H4'	2:A:568:A:H5'	1.85	0.59
2:A:669:G:O2'	2:A:1369:A:OP1	2.21	0.59
2:A:681:C:H2'	2:A:682:A:H8	1.67	0.59
2:A:1581:C:H2'	2:A:1582:C:C6	2.36	0.59
2:A:3020:U:H1'	2:A:3022:G:O6	2.01	0.59
4:C:166:LEU:HD21	4:C:176:ARG:HH21	1.67	0.59
2:A:1177:G:O3'	11:J:114:LYS:NZ	2.29	0.59
9:H:5:LEU:HD11	9:H:12:LEU:HD22	1.84	0.59
12:K:4:TYR:HE1	12:K:43:THR:HG23	1.68	0.59
2:A:2364:C:H2'	2:A:2365:A:H8	1.68	0.59
4:C:77:ALA:HB2	4:C:97:TYR:CD1	2.38	0.59
2:A:291:C:H1'	2:A:338:C:OP2	2.02	0.59
2:A:1584:U:N3	2:A:1587:G:N7	2.51	0.59
2:A:1603:G:H2'	2:A:1604:G:C8	2.37	0.59
2:A:724:G:N2	2:A:727:A:OP2	2.34	0.59
2:A:1201:G:H21	2:A:1203:A:H8	1.51	0.58
2:A:1758:G:H2'	2:A:1759:A:H8	1.68	0.58
2:A:2795:C:O2'	5:D:156:THR:O	2.21	0.58
21:T:37:GLU:OE2	21:T:37:GLU:N	2.18	0.58
2:A:334:G:H2'	2:A:335:G:C8	2.38	0.58
2:A:391:G:N7	2:A:412:A:N6	2.51	0.58
2:A:934:A:OP2	2:A:1302:G:N2	2.30	0.58
13:L:76:TYR:HB2	18:Q:72:THR:HB	1.84	0.58
17:P:9:ASN:ND2	17:P:11:SER:OG	2.36	0.58
2:A:790:A:N3	2:A:2667:C:O2'	2.30	0.58
2:A:1538:G:C5	2:A:1539:A:H2'	2.38	0.58
2:A:1885:G:O2'	2:A:2215:U:O4	2.20	0.58
2:A:3019:C:H2'	2:A:3020:U:O4'	2.03	0.58
2:A:365:U:H3	2:A:437:G:H1	1.49	0.58
2:A:635:G:H1'	2:A:636:U:H5'	1.84	0.58
5:D:49:ALA:HA	5:D:86:LEU:HD12	1.85	0.58
2:A:1600:G:H2'	2:A:1601:G:C8	2.39	0.58
15:N:119:THR:HA	15:N:122:ILE:HD12	1.85	0.58
2:A:3013:C:H5'	2:A:3014:A:H5'	1.85	0.58
2:A:429:A:H2'	2:A:430:A:C8	2.39	0.58
2:A:2376:G:H2'	2:A:2377:G:H8	1.68	0.58
7:F:70:GLN:NE2	7:F:97:THR:O	2.37	0.58
15:N:67:ASN:ND2	15:N:105:GLU:OE2	2.17	0.58

Continued on next page...

Continued from previous page...

Atom-1	Atom-2	Interatomic distance (Å)	Clash overlap (Å)
2:A:296:A:N1	2:A:340:A:N6	2.52	0.58
2:A:772:U:H2'	2:A:773:G:H8	1.69	0.58
2:A:88:A:H1'	2:A:89:A:C8	2.39	0.58
4:C:116:VAL:O	4:C:126:LYS:NZ	2.35	0.58
11:J:114:LYS:HG3	11:J:130:ILE:HD11	1.86	0.58
2:A:1202:A:N7	10:I:51:VAL:HB	2.19	0.57
19:R:97:GLU:OE1	20:S:15:LYS:NZ	2.35	0.57
22:U:42:ILE:HD12	22:U:42:ILE:H	1.68	0.57
14:M:121:LYS:NZ	14:M:141:GLY:O	2.30	0.57
2:A:1153:U:H4'	8:G:60:ARG:CZ	2.34	0.57
5:D:115:THR:OG1	5:D:176:THR:OG1	2.17	0.57
24:W:24:SER:OG	24:W:28:ARG:NH1	2.37	0.57
2:A:908:A:OP2	2:A:2294:A:O2'	2.22	0.57
2:A:2065:A:H2'	2:A:2066:G:H8	1.70	0.57
2:A:2421:A:C2	9:H:29:TYR:HB2	2.40	0.57
2:A:3020:U:O2'	2:A:3021:A:O5'	2.22	0.57
4:C:132:PRO:HA	4:C:190:ARG:HA	1.86	0.57
10:I:55:THR:HA	10:I:58:LYS:HD2	1.87	0.57
18:Q:81:ASP:OD1	18:Q:81:ASP:N	2.37	0.57
2:A:193:G:H2'	2:A:194:A:O4'	2.05	0.57
2:A:469:G:C6	2:A:470:G:N2	2.73	0.57
6:E:154:VAL:HG23	6:E:193:ASP:HB2	1.86	0.57
8:G:2:SER:OG	8:G:3:ARG:N	2.37	0.57
2:A:709:U:H1'	6:E:41:GLN:HB3	1.86	0.57
2:A:2145:C:H2'	2:A:2146:A:C8	2.38	0.57
2:A:2470:A:H2'	2:A:2471:A:C8	2.39	0.57
3:B:50:C:OP1	17:P:112:ARG:N	2.23	0.57
18:Q:33:GLU:OE2	18:Q:38:ARG:NE	2.28	0.57
2:A:640:G:O2'	2:A:642:G:OP2	2.22	0.56
4:C:23:GLU:OE1	4:C:112:LYS:NZ	2.38	0.56
2:A:1530:G:H21	2:A:1805:G:H1	1.53	0.56
2:A:2081:U:OP1	2:A:2634:G:O2'	2.21	0.56
3:B:5:C:OP1	3:B:62:C:O2'	2.21	0.56
4:C:69:ARG:HD3	4:C:130:ASN:HD22	1.69	0.56
4:C:101:GLU:OE2	4:C:103:ARG:NE	2.39	0.56
13:L:71:ARG:HH12	13:L:105:GLU:CD	2.09	0.56
2:A:3012:U:O2'	2:A:3030:A:N3	2.30	0.56
4:C:149:PRO:HB3	4:C:188:ARG:HB3	1.87	0.56
10:I:53:LYS:HB3	10:I:56:LEU:HB2	1.86	0.56
2:A:664:A:OP2	20:S:81:LYS:NZ	2.38	0.56
2:A:980:C:O2'	2:A:981:U:O5'	2.22	0.56

Continued on next page...

Continued from previous page...

Atom-1	Atom-2	Interatomic distance (Å)	Clash overlap (Å)
2:A:1186:G:N2	2:A:1213:A:O2'	2.31	0.56
15:N:70:PRO:HA	15:N:95:ALA:HB2	1.87	0.56
2:A:967:G:H2'	2:A:968:C:H6	1.71	0.56
2:A:1105:C:O2'	2:A:1118:A:N3	2.36	0.56
2:A:1284:A:H2'	2:A:1285:G:H8	1.71	0.56
2:A:1614:G:H2'	2:A:1615:G:C8	2.40	0.56
2:A:1756:G:H1'	2:A:1758:G:C2	2.40	0.56
2:A:2034:G:OP1	4:C:88:ARG:NH2	2.35	0.56
2:A:2142:A:O2'	2:A:2144:C:N4	2.39	0.56
2:A:1172:A:O2'	10:I:30:GLY:N	2.39	0.56
2:A:1476:G:H2'	2:A:1477:C:C6	2.41	0.56
2:A:1533:U:O2	2:A:1803:A:O2'	2.23	0.56
2:A:2357:A:H1'	2:A:2382:G:H21	1.71	0.56
2:A:2579:C:O3'	25:X:24:LYS:NZ	2.38	0.56
8:G:59:GLU:OE1	8:G:59:GLU:N	2.30	0.56
2:A:183:G:O2'	2:A:216:A:N3	2.38	0.56
2:A:301:U:H5'	2:A:302:U:H5''	1.86	0.56
2:A:1089:C:O2'	2:A:1101:A:N3	2.34	0.56
2:A:2361:U:H3	2:A:2376:G:H22	1.52	0.56
2:A:378:G:OP1	23:V:94:LYS:NZ	2.34	0.56
2:A:2761:U:H2'	2:A:2762:C:H6	1.69	0.56
7:F:68:THR:HG21	7:F:96:VAL:HG11	1.88	0.56
2:A:62:G:O6	2:A:87:C:N4	2.39	0.56
2:A:935:A:H4'	2:A:951:G:N2	2.19	0.56
2:A:999:C:H2'	2:A:1000:C:C6	2.41	0.55
8:G:120:GLU:CD	8:G:120:GLU:H	2.08	0.55
2:A:379:G:N1	2:A:421:U:OP2	2.23	0.55
2:A:1426:G:OP2	2:A:1426:G:N2	2.37	0.55
2:A:1455:U:OP1	22:U:19:LYS:NZ	2.39	0.55
2:A:1675:U:O2'	2:A:1676:G:N7	2.39	0.55
2:A:2040:G:OP1	4:C:54:LYS:NZ	2.39	0.55
2:A:2905:C:OP2	5:D:119:LYS:NZ	2.36	0.55
3:B:51:G:H5''	17:P:76:ASP:OD2	2.06	0.55
2:A:1537:U:H3'	2:A:1538:G:C8	2.41	0.55
4:C:155:LEU:HD13	4:C:177:MET:HE1	1.87	0.55
13:L:29:SER:O	13:L:29:SER:OG	2.17	0.55
2:A:1111:G:N2	20:S:25:GLU:OE1	2.39	0.55
2:A:2033:U:O4	4:C:35:ARG:NH2	2.40	0.55
2:A:2580:G:N2	2:A:2586:G:C6	2.74	0.55
2:A:2623:A:H2'	2:A:2624:C:C6	2.41	0.55
2:A:1999:U:O2	2:A:2832:G:O2'	2.18	0.55

Continued on next page...

Continued from previous page...

Atom-1	Atom-2	Interatomic distance (Å)	Clash overlap (Å)
2:A:2356:G:H2'	2:A:2380:G:H22	1.71	0.55
2:A:845:C:OP1	2:A:1992:U:O2'	2.20	0.55
5:D:182:VAL:HG21	5:D:192:LEU:HD12	1.88	0.55
23:V:96:ARG:C	23:V:97:ILE:HD13	2.27	0.55
23:V:98:ALA:HB2	23:V:105:ILE:HD11	1.87	0.55
26:Y:21:SER:O	26:Y:21:SER:OG	2.24	0.55
2:A:336:C:HO2'	2:A:337:U:P	2.28	0.55
2:A:2224:C:O2'	2:A:2913:U:OP2	2.25	0.55
3:B:51:G:OP1	17:P:78:LYS:NZ	2.33	0.55
12:K:14:SER:N	12:K:52:ASP:OD2	2.39	0.55
2:A:1553:C:H5	2:A:1617:C:H42	1.54	0.55
2:A:2297:U:O2'	2:A:2821:G:H1'	2.07	0.55
2:A:2528:G:H22	2:A:2536:U:H3	1.53	0.55
2:A:2802:G:O2'	5:D:147:ARG:NH2	2.39	0.55
8:G:98:GLN:HG2	8:G:105:GLU:OE2	2.06	0.55
2:A:2623:A:H2'	2:A:2624:C:H6	1.71	0.55
2:A:2074:G:O6	2:A:2075:G:N1	2.40	0.55
2:A:2315:U:P	26:Y:63:ARG:HH22	2.29	0.55
3:B:15:U:OP2	3:B:71:C:O2'	2.25	0.55
11:J:23:ALA:O	11:J:27:GLY:N	2.40	0.55
24:W:122:THR:HG23	24:W:181:VAL:HG13	1.89	0.55
2:A:306:U:H2'	2:A:307:G:C8	2.42	0.54
2:A:581:G:H4'	21:T:13:LYS:HB2	1.89	0.54
2:A:1478:C:O2'	2:A:2026:A:N3	2.33	0.54
3:B:10:G:O2'	3:B:11:U:OP1	2.19	0.54
14:M:26:GLU:HA	14:M:30:GLY:HA3	1.89	0.54
18:Q:101:GLU:N	18:Q:101:GLU:OE2	2.40	0.54
22:U:81:ARG:HG3	22:U:81:ARG:HH11	1.72	0.54
24:W:52:ARG:NH1	24:W:52:ARG:HB3	2.22	0.54
2:A:1788:G:H5'	4:C:60:ARG:HA	1.90	0.54
5:D:6:ILE:HD13	5:D:31:ALA:HB1	1.88	0.54
2:A:974:G:O2'	2:A:975:U:O5'	2.25	0.54
2:A:1473:G:N1	2:A:1487:U:OP2	2.28	0.54
4:C:108:PRO:HD2	4:C:111:LEU:HD22	1.88	0.54
6:E:156:VAL:HG12	6:E:158:ILE:HG12	1.89	0.54
22:U:34:HIS:ND1	22:U:36:ASP:OD1	2.41	0.54
2:A:1212:U:N3	2:A:1215:U:OP2	2.39	0.54
2:A:1705:C:H2'	2:A:1706:A:H8	1.71	0.54
2:A:2970:U:N3	2:A:2980:U:O4	2.35	0.54
2:A:652:C:O2'	19:R:48:ARG:NH1	2.40	0.54
2:A:2754:G:N7	8:G:173:LYS:NZ	2.40	0.54

Continued on next page...

Continued from previous page...

Atom-1	Atom-2	Interatomic distance (Å)	Clash overlap (Å)
15:N:133:THR:OG1	15:N:134:ARG:N	2.40	0.54
16:O:106:ASP:OD1	16:O:106:ASP:N	2.37	0.54
2:A:388:U:H2'	2:A:389:G:O4'	2.08	0.54
2:A:1597:G:O2'	2:A:1598:U:OP1	2.25	0.54
2:A:1189:G:H1'	2:A:1207:G:H2'	1.90	0.54
24:W:117:ASP:H	24:W:149:GLU:HG3	1.73	0.54
2:A:138:A:H2'	2:A:139:U:O2	2.08	0.54
2:A:339:U:H2'	2:A:340:A:C8	2.42	0.54
2:A:1589:G:H2'	2:A:1590:G:C8	2.43	0.54
2:A:1922:G:H2'	2:A:1923:G:H8	1.73	0.54
9:H:104:ILE:HD11	9:H:144:VAL:HG11	1.90	0.54
10:I:34:ALA:O	10:I:38:GLU:HG2	2.08	0.54
2:A:380:A:N1	2:A:404:A:O2'	2.34	0.54
2:A:402:G:H2'	6:E:138:THR:HG21	1.90	0.54
2:A:1609:G:H2'	2:A:1610:C:C6	2.43	0.54
24:W:16:ARG:HD3	24:W:46:HIS:HB3	1.90	0.54
1:3:8:LYS:NZ	2:A:2253:A:OP2	2.40	0.53
2:A:218:A:N3	2:A:234:U:O2'	2.31	0.53
2:A:1178:U:C2	2:A:1180:G:H5'	2.42	0.53
19:R:11:GLN:OE1	19:R:14:ARG:NH1	2.41	0.53
2:A:287:A:N6	2:A:299:G:HO2'	2.05	0.53
8:G:2:SER:O	8:G:6:LYS:N	2.41	0.53
2:A:2629:G:O2'	2:A:2635:A:N6	2.42	0.53
2:A:2757:C:OP1	2:A:2889:A:O2'	2.26	0.53
4:C:68:ARG:NH1	4:C:150:GLY:O	2.42	0.53
8:G:108:LEU:HD13	8:G:153:ARG:HG2	1.89	0.53
10:I:39:LEU:HD13	10:I:96:PHE:CG	2.43	0.53
2:A:2400:C:N4	2:A:2401:U:O2	2.42	0.53
11:J:38:MET:SD	11:J:38:MET:N	2.73	0.53
16:O:70:ILE:HD11	16:O:76:VAL:HG22	1.89	0.53
23:V:86:ARG:HG2	23:V:97:ILE:HD11	1.90	0.53
2:A:2374:U:H2'	2:A:2375:G:C8	2.43	0.53
2:A:2443:U:H2'	2:A:2444:C:H6	1.74	0.53
3:B:116:C:H2'	3:B:117:A:H8	1.74	0.53
7:F:75:ARG:HH21	7:F:95:ARG:NH1	2.06	0.53
2:A:333:C:H2'	2:A:334:G:H8	1.73	0.53
2:A:2350:G:H2'	2:A:2351:A:C8	2.44	0.53
2:A:2503:G:N7	25:X:14:ARG:NH2	2.53	0.53
8:G:138:ASP:OD2	8:G:141:LYS:NZ	2.41	0.53
2:A:327:U:H2'	2:A:328:C:C6	2.44	0.53
2:A:1571:C:C2	2:A:1572:G:C8	2.97	0.53

Continued on next page...

Continued from previous page...

Atom-1	Atom-2	Interatomic distance (Å)	Clash overlap (Å)
2:A:1758:G:H2'	2:A:1759:A:C8	2.43	0.53
2:A:2726:G:H5''	2:A:2727:A:H5''	1.90	0.53
2:A:2964:A:OP2	2:A:2987:G:N1	2.24	0.53
2:A:3071:A:OP2	2:A:3087:G:N1	2.38	0.53
2:A:115:A:C8	2:A:116:A:C8	2.97	0.53
2:A:194:A:H61	2:A:197:C:H3'	1.73	0.53
2:A:2764:C:O2'	2:A:2964:A:N3	2.37	0.53
27:Z:48:ARG:O	27:Z:52:GLN:HG3	2.09	0.53
2:A:736:G:N2	2:A:739:U:OP2	2.33	0.52
2:A:1203:A:H4'	2:A:1222:C:O2'	2.10	0.52
2:A:2342:A:H61	2:A:2390:U:H1'	1.74	0.52
5:D:63:ILE:CG2	5:D:65:PRO:HD2	2.38	0.52
5:D:161:PHE:CD1	12:K:81:PRO:HG3	2.43	0.52
7:F:49:ASP:HB3	7:F:52:ARG:HH12	1.73	0.52
2:A:1805:G:H2'	2:A:1806:A:H8	1.74	0.52
26:Y:18:VAL:HG22	26:Y:24:ARG:HD2	1.92	0.52
2:A:171:U:H2'	2:A:172:C:C6	2.45	0.52
2:A:2359:G:N1	2:A:2379:G:H1'	2.25	0.52
2:A:2815:C:H2'	2:A:2816:G:C8	2.43	0.52
2:A:277:U:H2'	2:A:278:A:C8	2.45	0.52
2:A:1186:G:O2'	2:A:1187:A:OP1	2.23	0.52
2:A:2297:U:H2'	2:A:2298:U:C6	2.45	0.52
2:A:2515:U:H2'	2:A:2516:U:C6	2.44	0.52
2:A:2922:U:H2'	2:A:2923:C:C6	2.43	0.52
15:N:1:MET:HE1	15:N:45:ARG:HB3	1.91	0.52
2:A:751:A:H2'	2:A:752:C:C6	2.45	0.52
2:A:1564:A:H3'	2:A:1565:A:C8	2.43	0.52
4:C:80:ALA:O	4:C:113:GLN:NE2	2.43	0.52
5:D:104:GLU:HA	5:D:104:GLU:OE1	2.09	0.52
2:A:999:C:H2'	2:A:1000:C:H6	1.75	0.52
2:A:2343:G:O2'	2:A:2344:G:O4'	2.22	0.52
2:A:2859:C:O2	5:D:40:ARG:NH2	2.43	0.52
3:B:46:A:C4	3:B:47:A:C8	2.98	0.52
2:A:357:U:H4'	2:A:358:G:O5'	2.10	0.52
2:A:1236:G:H2'	2:A:1237:U:O4'	2.09	0.52
2:A:2527:G:H1'	7:F:130:ASP:OD2	2.10	0.52
2:A:897:A:C8	4:C:221:VAL:HG21	2.45	0.52
2:A:948:G:OP2	14:M:41:LYS:NZ	2.42	0.52
2:A:1449:C:OP1	22:U:68:ARG:NH2	2.43	0.52
10:I:69:LEU:HD22	10:I:72:LEU:HD12	1.92	0.52
25:X:18:ALA:O	25:X:20:ARG:NH1	2.40	0.52

Continued on next page...

Continued from previous page...

Atom-1	Atom-2	Interatomic distance (Å)	Clash overlap (Å)
1:3:22:PRO:HB3	2:A:1102:G:H2'	1.91	0.52
2:A:319:G:H2'	2:A:320:G:H8	1.75	0.52
2:A:1293:G:H1'	2:A:1294:U:C6	2.45	0.52
2:A:2761:U:H2'	2:A:2762:C:C6	2.45	0.52
2:A:911:U:H2'	2:A:912:C:C6	2.44	0.51
2:A:1003:A:H2'	2:A:1003:A:OP1	2.10	0.51
2:A:1118:A:H2'	2:A:1119:A:C8	2.45	0.51
17:P:56:ASN:OD1	17:P:56:ASN:N	2.42	0.51
1:3:9:ARG:NH2	2:A:1078:G:OP1	2.44	0.51
2:A:895:G:N1	4:C:230:ASP:OD1	2.43	0.51
2:A:1125:C:H5''	12:K:37:ARG:NH1	2.25	0.51
2:A:1569:A:H2'	2:A:1570:C:C6	2.45	0.51
2:A:1784:C:H2'	2:A:1785:C:C6	2.46	0.51
5:D:87:ASP:OD1	5:D:87:ASP:N	2.43	0.51
23:V:24:LEU:HD11	23:V:36:GLU:HB2	1.91	0.51
2:A:1367:G:N1	19:R:37:GLU:OE2	2.37	0.51
2:A:1544:U:H2'	2:A:1545:C:C6	2.46	0.51
2:A:2088:C:O2'	2:A:2089:C:OP1	2.25	0.51
3:B:81:U:OP1	15:N:18:ARG:NH2	2.40	0.51
2:A:347:U:H2'	2:A:348:G:C8	2.46	0.51
2:A:734:C:H2'	2:A:735:U:C6	2.45	0.51
2:A:2173:G:H2'	2:A:2174:G:C8	2.44	0.51
2:A:3018:U:H2'	2:A:3019:C:C6	2.45	0.51
2:A:974:G:HO2'	2:A:975:U:H6	1.55	0.51
2:A:1677:G:H2'	2:A:1678:U:O4'	2.10	0.51
2:A:1732:U:H2'	2:A:1733:C:C6	2.46	0.51
13:L:22:ILE:HB	13:L:40:VAL:HG13	1.93	0.51
17:P:40:VAL:HG22	17:P:49:VAL:HG12	1.91	0.51
2:A:89:A:O2'	2:A:90:C:OP1	2.24	0.51
2:A:278:A:H2'	2:A:279:U:O4'	2.11	0.51
2:A:1185:A:O2'	2:A:1186:G:O4'	2.29	0.51
2:A:1602:U:H2'	2:A:1603:G:H8	1.73	0.51
14:M:20:THR:O	14:M:20:THR:OG1	2.29	0.51
23:V:75:ASP:OD2	23:V:101:ASN:ND2	2.43	0.51
2:A:255:A:O2'	2:A:472:C:OP2	2.27	0.51
2:A:1152:G:H2'	2:A:1153:U:O4'	2.11	0.51
2:A:1407:G:H2'	2:A:1408:C:C6	2.46	0.51
6:E:117:ASP:OD2	14:M:4:ILE:HG13	2.11	0.51
2:A:441:G:H2'	2:A:442:U:C6	2.46	0.51
2:A:681:C:H2'	2:A:682:A:C8	2.44	0.51
2:A:967:G:H2'	2:A:968:C:C6	2.44	0.51

Continued on next page...

Continued from previous page...

Atom-1	Atom-2	Interatomic distance (Å)	Clash overlap (Å)
2:A:972:A:H4'	25:X:45:PHE:HZ	1.75	0.51
2:A:1214:A:H2	11:J:29:ALA:HB2	1.75	0.51
2:A:3066:C:H2'	2:A:3067:C:H6	1.75	0.51
4:C:256:ARG:HH21	4:C:271:ARG:HH12	1.58	0.51
13:L:19:ILE:HG22	13:L:43:VAL:HA	1.93	0.51
18:Q:5:ASP:OD1	18:Q:6:PHE:N	2.43	0.51
21:T:26:ARG:NH1	21:T:48:GLN:HE21	2.09	0.51
2:A:1407:G:H2'	2:A:1408:C:H6	1.76	0.51
2:A:1564:A:C8	2:A:1609:G:N3	2.79	0.51
2:A:74:C:OP1	27:Z:56:ARG:NH1	2.43	0.51
2:A:303:G:H2'	2:A:304:U:O4'	2.11	0.51
3:B:5:C:O2'	3:B:27:A:N6	2.38	0.51
3:B:60:G:H4'	17:P:12:GLU:HB3	1.92	0.51
18:Q:23:ASP:OD2	18:Q:88:ARG:NH1	2.39	0.51
2:A:920:G:N2	2:A:943:U:OP2	2.38	0.50
2:A:1536:A:H2'	2:A:1537:U:H6	1.75	0.50
2:A:2299:C:H5''	2:A:2462:G:H22	1.75	0.50
2:A:2:A:H2'	2:A:3:A:C8	2.47	0.50
2:A:365:U:H2'	2:A:366:G:C8	2.47	0.50
2:A:657:C:H2'	2:A:658:U:C6	2.45	0.50
2:A:1002:C:H2'	2:A:1003:A:H5''	1.94	0.50
2:A:1552:A:N6	2:A:1616:A:H3'	2.23	0.50
2:A:1717:U:H5''	2:A:1718:C:H5	1.76	0.50
2:A:1905:G:N2	2:A:1906:U:O2	2.45	0.50
2:A:1124:C:C2	2:A:1256:G:N2	2.79	0.50
2:A:1606:G:H2'	2:A:1607:C:C6	2.46	0.50
2:A:2084:A:H2'	2:A:2085:C:O4'	2.11	0.50
2:A:2510:A:H4'	2:A:2511:A:O4'	2.11	0.50
2:A:2652:G:H21	14:M:54:GLN:HE21	1.58	0.50
2:A:163:U:O2	26:Y:41:ARG:NH2	2.43	0.50
2:A:180:A:H2'	2:A:181:A:H8	1.76	0.50
2:A:2930:G:O2'	16:O:64:ARG:NH1	2.43	0.50
21:T:35:SER:HA	21:T:77:VAL:HA	1.92	0.50
2:A:897:A:N7	4:C:221:VAL:HG21	2.27	0.50
2:A:1572:G:C5	2:A:1573:U:C4	2.99	0.50
2:A:1622:G:H2'	2:A:1623:U:C6	2.46	0.50
5:D:110:ALA:O	5:D:182:VAL:HG12	2.11	0.50
2:A:391:G:C5	2:A:412:A:C6	2.99	0.50
2:A:772:U:H2'	2:A:773:G:C8	2.47	0.50
4:C:230:ASP:OD2	4:C:230:ASP:N	2.45	0.50
2:A:1083:G:C2'	2:A:1084:U:H5'	2.42	0.50

Continued on next page...

Continued from previous page...

Atom-1	Atom-2	Interatomic distance (Å)	Clash overlap (Å)
2:A:1189:G:N3	2:A:1207:G:O2'	2.32	0.50
2:A:2276:G:H4'	5:D:153:GLY:O	2.10	0.50
16:O:101:GLU:OE2	21:T:44:ARG:NH2	2.43	0.50
2:A:1546:A:H2'	2:A:1547:G:H8	1.76	0.50
3:B:11:U:O2'	3:B:12:C:H5'	2.12	0.50
24:W:133:ILE:HD11	24:W:144:LEU:HD11	1.93	0.50
2:A:139:U:H5	2:A:1814:G:H1'	1.76	0.50
2:A:317:G:H2'	2:A:509:U:OP2	2.12	0.50
2:A:1437:A:C2	2:A:1438:G:C8	3.00	0.50
2:A:1564:A:C4	2:A:1609:G:H1'	2.47	0.50
2:A:2347:G:O6	2:A:2348:G:N2	2.44	0.50
2:A:319:G:H2'	2:A:320:G:C8	2.46	0.49
2:A:368:U:O2'	2:A:369:G:H5'	2.12	0.49
2:A:829:U:H1'	2:A:832:G:N7	2.27	0.49
11:J:118:LEU:HD22	11:J:129:ILE:HD13	1.93	0.49
2:A:380:A:N3	2:A:401:C:O2'	2.42	0.49
2:A:563:U:H4'	2:A:597:C:H5'	1.94	0.49
2:A:1579:C:H2'	2:A:1580:A:N7	2.27	0.49
2:A:1620:U:H2'	2:A:1621:C:C6	2.47	0.49
6:E:154:VAL:HG12	6:E:175:VAL:HG22	1.94	0.49
2:A:1732:U:H2'	2:A:1733:C:H6	1.77	0.49
2:A:2065:A:H2'	2:A:2066:G:C8	2.47	0.49
2:A:188:G:O6	2:A:204:G:O2'	2.23	0.49
2:A:747:A:H2'	2:A:748:U:O4'	2.11	0.49
2:A:2295:C:H2'	2:A:2296:C:H6	1.77	0.49
2:A:2365:A:H2'	2:A:2366:C:C6	2.46	0.49
2:A:2375:G:H2'	2:A:2376:G:H8	1.77	0.49
2:A:2781:G:H2'	2:A:2782:C:C6	2.47	0.49
8:G:85:THR:HG22	8:G:135:SER:HB3	1.95	0.49
23:V:85:TYR:CG	23:V:94:LYS:HE2	2.47	0.49
2:A:46:A:N6	2:A:176:G:C4	2.80	0.49
2:A:363:A:H2'	2:A:364:A:O4'	2.13	0.49
2:A:594:U:H5'	2:A:595:A:H5''	1.94	0.49
2:A:1177:G:H2'	2:A:1178:U:C5	2.48	0.49
2:A:1187:A:H5''	2:A:1188:A:C8	2.47	0.49
2:A:1258:C:OP2	12:K:68:LYS:NZ	2.38	0.49
2:A:2237:A:H5'	21:T:104:ARG:HH21	1.78	0.49
2:A:2351:A:H2'	2:A:2352:C:C6	2.48	0.49
2:A:2364:C:H2'	2:A:2365:A:C8	2.47	0.49
2:A:3117:U:H2'	2:A:3118:U:C6	2.48	0.49
27:Z:35:GLN:HB3	27:Z:41:LEU:HB2	1.95	0.49

Continued on next page...

Continued from previous page...

Atom-1	Atom-2	Interatomic distance (Å)	Clash overlap (Å)
2:A:1556:A:H2'	2:A:1557:C:C6	2.48	0.49
2:A:737:A:N1	2:A:2593:A:O2'	2.43	0.49
2:A:1087:G:H2'	2:A:1088:U:C6	2.47	0.49
2:A:1885:G:N2	2:A:2216:G:OP2	2.40	0.49
2:A:282:A:C6	2:A:305:G:C6	3.00	0.49
2:A:1203:A:H5'	2:A:1223:U:H5'	1.94	0.49
2:A:1719:C:C2	2:A:1720:G:C8	3.01	0.49
2:A:2375:G:H2'	2:A:2376:G:C8	2.48	0.49
2:A:2864:G:OP1	12:K:87:ARG:NH2	2.46	0.49
8:G:57:ASP:HB2	8:G:59:GLU:OE1	2.13	0.49
19:R:89:GLU:OE1	20:S:8:LYS:NZ	2.33	0.49
2:A:1224:G:O2'	10:I:28:TYR:OH	2.21	0.49
2:A:1275:A:O4'	19:R:51:ARG:NH1	2.46	0.49
2:A:1696:G:O2'	2:A:1736:G:O6	2.25	0.49
2:A:2517:C:H5''	17:P:104:ARG:HH12	1.78	0.49
16:O:45:ARG:O	16:O:49:GLU:HG2	2.12	0.49
18:Q:17:PRO:HG3	18:Q:83:ILE:O	2.12	0.49
19:R:58:ARG:HA	19:R:61:TRP:CE3	2.48	0.49
21:T:96:ALA:O	21:T:99:ARG:HG2	2.13	0.49
2:A:159:A:N3	2:A:2431:C:O2'	2.46	0.48
2:A:1223:U:H2'	2:A:1224:G:C8	2.47	0.48
2:A:1470:G:H2'	2:A:1471:G:H8	1.78	0.48
2:A:1870:U:C5	16:O:8:PRO:HG2	2.47	0.48
2:A:448:U:H2'	2:A:449:G:C8	2.49	0.48
2:A:2345:U:H2'	2:A:2346:G:C8	2.48	0.48
3:B:82:A:H2'	3:B:83:C:C6	2.48	0.48
17:P:110:GLY:HA2	17:P:114:ALA:HB2	1.95	0.48
2:A:1529:U:H3'	2:A:1530:G:H8	1.77	0.48
2:A:1546:A:H2'	2:A:1547:G:C8	2.48	0.48
2:A:2098:U:H2'	2:A:2099:G:O4'	2.13	0.48
2:A:2234:G:H2'	2:A:2235:C:C6	2.48	0.48
2:A:2552:A:H2'	2:A:2553:G:H8	1.77	0.48
3:B:4:A:N1	3:B:23:G:O2'	2.41	0.48
4:C:20:ASP:O	4:C:22:ALA:N	2.46	0.48
4:C:96:HIS:HD2	4:C:102:LYS:HG2	1.77	0.48
12:K:4:TYR:CD1	19:R:100:VAL:HG11	2.49	0.48
17:P:73:ILE:HG22	17:P:75:GLY:H	1.78	0.48
2:A:327:U:H2'	2:A:328:C:H6	1.78	0.48
2:A:460:G:O2'	2:A:488:G:O6	2.28	0.48
6:E:141:ALA:HB1	6:E:169:VAL:HG12	1.95	0.48
22:U:53:LYS:NZ	22:U:54:VAL:O	2.42	0.48

Continued on next page...

Continued from previous page...

Atom-1	Atom-2	Interatomic distance (Å)	Clash overlap (Å)
23:V:63:GLU:N	23:V:63:GLU:OE2	2.46	0.48
2:A:181:A:N3	2:A:521:C:O2'	2.39	0.48
2:A:608:C:H2'	2:A:609:G:H8	1.78	0.48
2:A:1538:G:H8	2:A:1538:G:OP2	1.96	0.48
2:A:2234:G:H2'	2:A:2235:C:H6	1.77	0.48
2:A:2350:G:H21	2:A:2396:A:H1'	1.78	0.48
4:C:206:TRP:O	4:C:211:ARG:NH1	2.46	0.48
11:J:80:LEU:HD13	11:J:110:ILE:HG23	1.95	0.48
2:A:316:U:O2'	2:A:317:G:OP1	2.29	0.48
2:A:993:G:N2	2:A:1015:A:OP2	2.38	0.48
2:A:3074:C:H2'	2:A:3075:C:H6	1.78	0.48
4:C:206:TRP:CH2	4:C:215:LYS:HE3	2.49	0.48
14:M:93:VAL:HG23	14:M:124:VAL:HA	1.94	0.48
2:A:1099:A:OP2	2:A:1100:C:N4	2.40	0.48
2:A:1153:U:H4'	8:G:60:ARG:NH2	2.27	0.48
2:A:277:U:H2'	2:A:278:A:H8	1.78	0.48
2:A:819:G:O2'	2:A:841:G:N2	2.46	0.48
2:A:1393:C:H2'	2:A:1394:A:H8	1.78	0.48
2:A:1580:A:H2'	2:A:1581:C:H6	1.76	0.48
2:A:1601:G:H2'	2:A:1602:U:C6	2.49	0.48
2:A:1733:C:H2'	2:A:1734:C:H6	1.78	0.48
2:A:2036:A:H5''	4:C:161:VAL:HG21	1.94	0.48
2:A:2354:G:N2	2:A:2381:A:N7	2.62	0.48
2:A:2723:C:N4	2:A:2724:U:O4	2.46	0.48
22:U:69:THR:OG1	22:U:72:GLY:O	2.23	0.48
24:W:131:ILE:HD11	24:W:144:LEU:HD12	1.96	0.48
2:A:996:G:H2'	2:A:997:G:C8	2.40	0.48
2:A:2537:C:O4'	7:F:44:ASN:ND2	2.46	0.48
2:A:2579:C:O2	25:X:39:ARG:NH2	2.47	0.48
2:A:442:U:H2'	2:A:443:C:C6	2.49	0.48
2:A:1630:U:H2'	2:A:1631:A:C8	2.48	0.48
2:A:2265:U:H2'	2:A:2266:A:H8	1.78	0.48
2:A:2872:G:H2'	2:A:2873:U:C6	2.49	0.48
2:A:3030:A:H2'	2:A:3031:A:C8	2.49	0.48
9:H:85:ALA:HB2	9:H:92:PHE:CZ	2.49	0.48
13:L:8:LEU:HD13	13:L:84:ALA:HB2	1.96	0.48
2:A:306:U:H5''	9:H:41:ARG:HD3	1.95	0.47
2:A:463:G:H2'	2:A:464:C:H6	1.79	0.47
11:J:51:GLN:HG2	11:J:53:GLY:H	1.79	0.47
23:V:104:ASP:OD1	23:V:105:ILE:N	2.47	0.47
2:A:568:A:O2'	23:V:42:LYS:O	2.31	0.47

Continued on next page...

Continued from previous page...

Atom-1	Atom-2	Interatomic distance (Å)	Clash overlap (Å)
2:A:729:C:O2'	2:A:733:U:OP1	2.25	0.47
2:A:2511:A:N7	2:A:2513:G:C8	2.82	0.47
8:G:58:ASP:O	8:G:63:ARG:NH1	2.46	0.47
12:K:36:LEU:O	12:K:51:GLY:HA3	2.14	0.47
21:T:24:ALA:O	21:T:28:ILE:HG13	2.13	0.47
22:U:16:ILE:HG23	22:U:21:TYR:CE1	2.49	0.47
2:A:995:U:H2'	2:A:996:G:C8	2.50	0.47
2:A:1088:U:H2'	2:A:1089:C:C6	2.49	0.47
2:A:1302:G:O5'	2:A:1302:G:H8	1.98	0.47
2:A:2538:A:H5'	7:F:42:VAL:HG21	1.95	0.47
2:A:2555:G:O2'	2:A:2560:A:N1	2.43	0.47
2:A:3020:U:O2'	2:A:3021:A:N3	2.44	0.47
18:Q:102:LEU:HB3	18:Q:106:LYS:HB3	1.96	0.47
24:W:126:GLN:NE2	24:W:129:ASN:HA	2.30	0.47
2:A:1411:G:H2'	2:A:1412:C:H6	1.80	0.47
2:A:1688:G:C6	2:A:1748:A:C2	3.03	0.47
2:A:2216:G:N2	2:A:2220:C:O2'	2.47	0.47
2:A:2961:G:H2'	2:A:2962:A:C8	2.48	0.47
2:A:3055:G:H2'	2:A:3100:A:N6	2.29	0.47
3:B:43:C:O2'	7:F:70:GLN:HB2	2.15	0.47
17:P:118:ASP:HA	17:P:121:ARG:HB2	1.95	0.47
21:T:66:GLN:OE1	21:T:73:PRO:HB3	2.14	0.47
2:A:496:C:C2	2:A:508:G:N2	2.82	0.47
2:A:819:G:HO2'	2:A:841:G:N2	2.11	0.47
2:A:1396:G:H2'	2:A:1397:U:H6	1.79	0.47
2:A:1690:A:H2'	2:A:1691:A:C8	2.49	0.47
2:A:2864:G:P	12:K:87:ARG:HH22	2.38	0.47
4:C:65:ILE:HD13	4:C:104:TYR:HB3	1.96	0.47
6:E:73:ARG:HH11	6:E:73:ARG:HG2	1.80	0.47
17:P:99:THR:HG22	17:P:126:LYS:HB2	1.96	0.47
2:A:163:U:O2	9:H:115:ARG:NH1	2.45	0.47
2:A:1679:A:H4'	2:A:1679:A:OP1	2.14	0.47
2:A:2603:G:H2'	2:A:2604:U:C6	2.50	0.47
2:A:172:C:H2'	2:A:173:U:H6	1.80	0.47
2:A:496:C:N3	2:A:508:G:N1	2.63	0.47
2:A:752:C:H2'	2:A:753:A:C8	2.49	0.47
2:A:828:G:H1'	2:A:833:A:H61	1.80	0.47
2:A:1112:C:O2	20:S:12:LYS:NZ	2.38	0.47
2:A:1174:G:O2'	2:A:1221:A:N6	2.47	0.47
2:A:2007:C:O2'	4:C:209:ALA:HB2	2.15	0.47
2:A:2297:U:H2'	2:A:2298:U:H6	1.79	0.47

Continued on next page...

Continued from previous page...

Atom-1	Atom-2	Interatomic distance (Å)	Clash overlap (Å)
2:A:2420:U:H1'	2:A:2421:A:C8	2.49	0.47
2:A:2474:G:O2'	2:A:2720:C:OP1	2.24	0.47
2:A:2527:G:O6	2:A:2538:A:N6	2.48	0.47
2:A:2732:G:O2'	2:A:2778:U:O2'	2.22	0.47
3:B:71:C:H2'	3:B:72:C:H6	1.80	0.47
4:C:156:ALA:HB2	4:C:163:ILE:HG13	1.96	0.47
8:G:37:VAL:HG11	8:G:43:VAL:HG21	1.95	0.47
8:G:86:GLN:HB3	8:G:134:VAL:HG13	1.95	0.47
9:H:109:GLY:N	9:H:110:PRO:HD2	2.30	0.47
18:Q:61:ARG:NH2	18:Q:103:ARG:HH22	2.12	0.47
2:A:308:U:H2'	2:A:309:G:H8	1.79	0.47
2:A:1000:C:C2	2:A:1008:G:N2	2.83	0.47
2:A:1365:G:H5''	19:R:6:ARG:HD2	1.96	0.47
2:A:1534:C:H3'	2:A:1535:C:O2	2.15	0.47
2:A:1543:A:H2'	2:A:1544:U:C6	2.50	0.47
2:A:2879:G:O2'	2:A:2888:G:O6	2.30	0.47
2:A:3069:G:C8	18:Q:94:ALA:HB2	2.50	0.47
4:C:256:ARG:NH2	4:C:271:ARG:HH12	2.12	0.47
2:A:21:G:H2'	2:A:22:U:C6	2.49	0.47
2:A:256:A:H2'	2:A:257:A:H8	1.80	0.47
2:A:1547:G:H2'	2:A:1548:C:C6	2.50	0.47
2:A:2366:C:H2'	2:A:2367:G:O4'	2.15	0.47
16:O:35:LYS:HE3	16:O:100:VAL:HG21	1.96	0.47
24:W:133:ILE:HG23	24:W:168:VAL:HG13	1.97	0.47
2:A:1624:U:O2'	2:A:1625:G:H8	1.98	0.47
2:A:1650:G:H2'	2:A:1651:C:C6	2.50	0.47
2:A:1787:A:H2'	4:C:86:PRO:HG3	1.97	0.47
2:A:1845:G:N1	2:A:1858:A:N7	2.63	0.47
2:A:2788:A:C6	2:A:2871:U:H4'	2.49	0.47
7:F:142:GLN:OE1	7:F:157:ARG:N	2.36	0.47
8:G:17:VAL:HB	8:G:45:ARG:CZ	2.45	0.47
8:G:96:ARG:NH1	8:G:129:PRO:HB3	2.30	0.47
23:V:17:LYS:HB3	23:V:17:LYS:HE2	1.81	0.47
25:X:40:GLN:NE2	25:X:43:THR:HA	2.30	0.47
2:A:37:U:C2	2:A:528:G:N2	2.82	0.46
2:A:837:C:C2	2:A:838:G:C8	3.03	0.46
9:H:83:ASN:HA	9:H:151:GLN:HB2	1.97	0.46
10:I:14:ALA:O	10:I:18:LYS:HD3	2.16	0.46
11:J:62:VAL:HG12	11:J:68:PHE:HB3	1.97	0.46
17:P:25:LEU:HD12	17:P:25:LEU:O	2.16	0.46
2:A:400:C:H2'	2:A:401:C:H6	1.80	0.46

Continued on next page...

Continued from previous page...

Atom-1	Atom-2	Interatomic distance (Å)	Clash overlap (Å)
2:A:1250:U:H3'	2:A:1251:A:H5''	1.96	0.46
2:A:2083:A:N6	2:A:2099:G:O2'	2.48	0.46
2:A:2573:G:C6	2:A:2593:A:C6	3.03	0.46
2:A:2648:C:O2	2:A:2653:G:O2'	2.30	0.46
4:C:67:PHE:HB3	4:C:153:ALA:H	1.79	0.46
5:D:52:LEU:HD11	5:D:84:LEU:HD11	1.98	0.46
2:A:227:A:N6	2:A:2631:G:N3	2.63	0.46
2:A:2377:G:H2'	2:A:2378:U:O4'	2.15	0.46
2:A:2883:G:N2	2:A:2886:A:OP2	2.48	0.46
17:P:89:ALA:O	17:P:93:LYS:HG2	2.15	0.46
23:V:40:ARG:NH1	23:V:63:GLU:OE1	2.47	0.46
2:A:2044:U:H5'	2:A:2195:U:H5'	1.96	0.46
3:B:33:C:C2	3:B:52:G:N2	2.83	0.46
14:M:28:SER:OG	14:M:29:LYS:N	2.47	0.46
2:A:1212:U:H3'	2:A:1213:A:H5''	1.97	0.46
2:A:1543:A:H2'	2:A:1544:U:H6	1.81	0.46
2:A:1549:G:O2'	2:A:1550:G:H5''	2.15	0.46
2:A:1640:A:H2'	2:A:1642:G:N7	2.31	0.46
25:X:41:ARG:HA	25:X:41:ARG:HD3	1.67	0.46
2:A:21:G:H2'	2:A:22:U:H6	1.80	0.46
2:A:310:C:H2'	2:A:311:G:H8	1.80	0.46
2:A:1076:A:H62	15:N:83:MET:HE1	1.81	0.46
2:A:1568:C:H2'	2:A:1569:A:C8	2.50	0.46
2:A:2323:G:N2	2:A:2412:U:O2	2.39	0.46
2:A:2729:G:O2'	2:A:2730:U:H6	1.98	0.46
2:A:3053:U:O4	2:A:3104:A:H5''	2.16	0.46
2:A:3069:G:H21	2:A:3089:A:H62	1.64	0.46
35:A:3201:ERY:H353	35:A:3201:ERY:H10	1.76	0.46
4:C:96:HIS:CD2	4:C:102:LYS:HG2	2.50	0.46
6:E:28:GLU:OE1	6:E:120:ARG:NH2	2.49	0.46
7:F:10:ARG:O	7:F:14:ARG:N	2.43	0.46
13:L:10:VAL:HG12	13:L:12:ASP:H	1.80	0.46
16:O:94:TYR:O	16:O:116:VAL:HG22	2.16	0.46
23:V:7:ASP:OD2	23:V:96:ARG:NH1	2.43	0.46
2:A:333:C:H2'	2:A:334:G:C8	2.51	0.46
2:A:1079:C:H2'	2:A:1080:U:C6	2.50	0.46
2:A:2581:G:H2'	2:A:2583:C:OP2	2.16	0.46
5:D:28:VAL:HG21	18:Q:4:LEU:HD11	1.97	0.46
7:F:23:LEU:HD13	7:F:36:PRO:HG2	1.97	0.46
10:I:89:ALA:O	10:I:93:ILE:HG22	2.16	0.46
16:O:45:ARG:HE	16:O:45:ARG:HB3	1.52	0.46

Continued on next page...

Continued from previous page...

Atom-1	Atom-2	Interatomic distance (Å)	Clash overlap (Å)
24:W:142:GLU:OE2	24:W:142:GLU:N	2.32	0.46
2:A:78:G:C2	2:A:103:C:C2	3.04	0.46
2:A:586:U:H2'	2:A:587:G:O4'	2.15	0.46
2:A:2351:A:H2'	2:A:2352:C:C5	2.51	0.46
2:A:2997:C:H2'	2:A:2998:C:H6	1.80	0.46
5:D:102:THR:O	5:D:105:ILE:HG12	2.15	0.46
7:F:64:LEU:HB2	7:F:72:PRO:HG3	1.98	0.46
2:A:328:C:H42	2:A:447:A:H61	1.62	0.46
2:A:1534:C:C3'	2:A:1535:C:H5'	2.45	0.46
2:A:2203:C:O2'	2:A:2204:G:H5'	2.16	0.46
2:A:2328:G:H2'	2:A:2329:G:O4'	2.16	0.46
2:A:2690:C:N4	2:A:2691:C:H41	2.13	0.46
2:A:3074:C:H2'	2:A:3075:C:C6	2.51	0.46
4:C:232:PRO:HB3	4:C:244:ARG:NH1	2.31	0.46
6:E:58:VAL:HG21	6:E:80:ARG:HB3	1.97	0.46
10:I:39:LEU:HB2	10:I:96:PHE:CZ	2.51	0.46
17:P:32:THR:HG23	17:P:55:LEU:HD11	1.98	0.46
2:A:403:U:O2'	2:A:422:A:N3	2.49	0.46
2:A:743:G:H2'	2:A:744:C:C6	2.50	0.46
2:A:831:A:C2	2:A:832:G:H1'	2.51	0.46
2:A:1733:C:H2'	2:A:1734:C:C6	2.50	0.46
2:A:2135:U:H2'	2:A:2142:A:C2	2.50	0.46
2:A:2601:A:O2'	17:P:127:PHE:O	2.25	0.46
2:A:2813:A:N1	2:A:2830:C:N4	2.63	0.46
2:A:3017:C:H2'	2:A:3018:U:H6	1.80	0.46
2:A:3038:C:OP1	16:O:42:ARG:NH2	2.49	0.46
6:E:31:ILE:HD13	6:E:31:ILE:HA	1.84	0.46
8:G:53:VAL:HG21	8:G:70:ARG:HB2	1.98	0.46
16:O:26:THR:HG23	16:O:75:VAL:HG21	1.98	0.46
2:A:64:U:H1'	2:A:85:G:N2	2.30	0.45
2:A:679:G:N3	2:A:679:G:H5'	2.31	0.45
2:A:706:G:O2'	6:E:160:ARG:NH2	2.49	0.45
2:A:1564:A:C5	2:A:1609:G:H1'	2.50	0.45
2:A:1770:G:H2'	2:A:1771:U:C6	2.51	0.45
2:A:1882:A:C2	2:A:1883:A:C4	3.04	0.45
2:A:2011:U:H2'	2:A:2012:C:H6	1.81	0.45
2:A:2061:U:H5''	4:C:256:ARG:HG3	1.98	0.45
2:A:2139:U:H3'	2:A:2140:A:C8	2.51	0.45
13:L:122:LEU:HD13	18:Q:69:VAL:HG11	1.97	0.45
18:Q:28:HIS:ND1	18:Q:41:VAL:HG12	2.31	0.45
24:W:166:GLU:H	24:W:166:GLU:CD	2.20	0.45

Continued on next page...

Continued from previous page...

Atom-1	Atom-2	Interatomic distance (Å)	Clash overlap (Å)
2:A:733:U:H2'	2:A:734:C:C6	2.51	0.45
2:A:825:C:C2	2:A:826:G:C8	3.03	0.45
2:A:1133:G:O6	2:A:1267:A:N6	2.50	0.45
2:A:1202:A:N3	2:A:1223:U:O2'	2.37	0.45
2:A:2235:C:OP2	21:T:23:LYS:NZ	2.27	0.45
2:A:2515:U:H2'	2:A:2516:U:H6	1.80	0.45
6:E:178:ILE:HD11	6:E:182:GLN:O	2.16	0.45
8:G:150:ARG:NH1	8:G:168:GLU:OE2	2.38	0.45
10:I:32:THR:HG23	10:I:35:ASN:H	1.80	0.45
12:K:42:PRO:HB3	19:R:68:ALA:HB2	1.99	0.45
12:K:106:ILE:CD1	12:K:119:GLN:HG2	2.46	0.45
20:S:51:LYS:HB2	20:S:54:ASP:OD2	2.16	0.45
2:A:336:C:O2'	2:A:337:U:OP1	2.22	0.45
2:A:410:U:H4'	23:V:67:HIS:CD2	2.51	0.45
2:A:470:G:N2	2:A:481:C:H42	2.13	0.45
2:A:844:G:H4'	2:A:878:G:H5'	1.97	0.45
2:A:1175:A:N7	2:A:1204:A:H2'	2.31	0.45
2:A:1377:A:C6	2:A:1378:U:C4	3.05	0.45
2:A:2951:G:H2'	2:A:2952:U:C6	2.51	0.45
2:A:3030:A:OP2	2:A:3111:G:N1	2.27	0.45
2:A:3033:G:H2'	2:A:3034:C:H6	1.81	0.45
10:I:26:THR:HG22	10:I:105:ILE:HA	1.99	0.45
2:A:107:G:O6	2:A:108:A:N6	2.49	0.45
2:A:1385:C:O2'	2:A:1440:C:H2'	2.16	0.45
2:A:1570:C:H2'	2:A:1571:C:C6	2.52	0.45
2:A:1577:C:H2'	2:A:1578:G:C8	2.52	0.45
2:A:1639:G:H5'	2:A:1640:A:OP1	2.17	0.45
2:A:2096:G:H2'	2:A:2097:G:H8	1.81	0.45
2:A:3066:C:H2'	2:A:3067:C:C6	2.51	0.45
11:J:11:ILE:HD12	11:J:12:LYS:H	1.81	0.45
2:A:895:G:C2	2:A:897:A:C2	3.04	0.45
2:A:1162:G:H1'	2:A:1166:A:H1'	1.98	0.45
2:A:1403:C:O2'	2:A:1443:G:N2	2.42	0.45
2:A:1542:A:H2'	2:A:1543:A:H8	1.77	0.45
2:A:1705:C:H2'	2:A:1706:A:C8	2.51	0.45
2:A:1754:G:C6	2:A:1759:A:N6	2.80	0.45
2:A:1936:G:C6	2:A:1959:G:N1	2.84	0.45
2:A:3023:G:H2'	2:A:3024:A:O4'	2.16	0.45
13:L:77:ILE:HD12	18:Q:71:ARG:HG2	1.99	0.45
16:O:67:MET:HG2	16:O:76:VAL:HG21	1.99	0.45
19:R:101:SER:OG	19:R:102:ASP:N	2.49	0.45

Continued on next page...

Continued from previous page...

Atom-1	Atom-2	Interatomic distance (Å)	Clash overlap (Å)
2:A:189:A:N3	2:A:794:G:O2'	2.47	0.45
2:A:1203:A:O2'	2:A:1204:A:O4'	2.13	0.45
2:A:1476:G:H2'	2:A:1477:C:H6	1.78	0.45
2:A:1567:C:H2'	2:A:1568:C:C6	2.52	0.45
2:A:1762:C:H2'	2:A:1763:G:O4'	2.16	0.45
2:A:1937:U:H2'	2:A:1938:G:O4'	2.16	0.45
2:A:2867:A:H2'	2:A:2868:A:H8	1.82	0.45
4:C:118:GLU:OE1	4:C:129:ASN:ND2	2.41	0.45
5:D:129:ARG:HD3	5:D:170:MET:HB3	1.99	0.45
12:K:121:LYS:HE3	12:K:121:LYS:HB2	1.55	0.45
2:A:162:A:H2	9:H:115:ARG:HH21	1.63	0.45
2:A:289:A:N6	2:A:290:C:H41	2.14	0.45
2:A:609:G:H2'	2:A:610:C:C6	2.51	0.45
2:A:636:U:H5''	2:A:637:G:C5	2.52	0.45
2:A:1317:G:N2	14:M:6:LEU:O	2.50	0.45
2:A:2070:A:N7	2:A:2113:A:N6	2.64	0.45
2:A:2739:C:H2'	2:A:2740:G:H8	1.82	0.45
12:K:36:LEU:HD11	12:K:122:LEU:HB2	1.98	0.45
16:O:16:HIS:ND1	16:O:16:HIS:O	2.49	0.45
25:X:45:PHE:HE1	25:X:76:LYS:HD2	1.82	0.45
25:X:68:GLU:OE1	25:X:79:ASN:HB2	2.16	0.45
2:A:78:G:N1	2:A:103:C:N3	2.64	0.45
2:A:543:U:O2	2:A:560:U:N3	2.50	0.45
2:A:992:C:H2'	2:A:993:G:O4'	2.17	0.45
2:A:1472:C:H2'	2:A:1473:G:O4'	2.16	0.45
2:A:1538:G:N7	2:A:1539:A:H2'	2.31	0.45
2:A:1608:U:H2'	2:A:1609:G:H8	1.79	0.45
2:A:1656:A:H2'	2:A:1657:G:H8	1.82	0.45
2:A:2350:G:H4'	2:A:2351:A:OP1	2.17	0.45
7:F:13:GLN:O	7:F:13:GLN:NE2	2.50	0.45
24:W:146:VAL:HG11	24:W:157:ILE:HG21	1.99	0.45
2:A:9:U:O2	2:A:2850:C:H4'	2.17	0.45
2:A:663:A:N3	2:A:663:A:H2'	2.32	0.45
2:A:1194:C:P	15:N:60:ARG:HH12	2.39	0.45
2:A:1599:U:N3	2:A:1600:G:H1'	2.32	0.45
2:A:1690:A:H2'	2:A:1691:A:H8	1.81	0.45
2:A:2048:G:H2'	2:A:2049:C:C6	2.51	0.45
2:A:2374:U:H2'	2:A:2375:G:H8	1.80	0.45
2:A:2471:A:H2'	2:A:2472:C:H6	1.80	0.45
2:A:2485:C:C2	2:A:2504:G:N2	2.85	0.45
2:A:2914:A:OP1	16:O:9:ARG:NH2	2.33	0.45

Continued on next page...

Continued from previous page...

Atom-1	Atom-2	Interatomic distance (Å)	Clash overlap (Å)
2:A:115:A:OP2	2:A:116:A:H5''	2.16	0.45
2:A:1367:G:H21	19:R:33:ARG:NH2	2.14	0.45
2:A:1560:U:H2'	2:A:1561:C:C5	2.52	0.45
2:A:2299:C:H5''	2:A:2462:G:N2	2.31	0.45
2:A:2551:A:H2'	2:A:2552:A:C8	2.52	0.45
2:A:2594:G:H2'	2:A:2595:G:O4'	2.17	0.45
3:B:67:A:N6	3:B:105:A:H2'	2.32	0.45
7:F:149:ASP:O	7:F:152:SER:OG	2.28	0.45
13:L:16:ALA:HA	13:L:46:ALA:HA	1.98	0.45
13:L:71:ARG:NH1	13:L:105:GLU:OE2	2.50	0.45
22:U:4:ILE:HD11	27:Z:23:ARG:NH2	2.32	0.45
2:A:291:C:C2	2:A:338:C:H5	2.35	0.44
2:A:451:U:H2'	2:A:452:G:N7	2.31	0.44
2:A:463:G:H2'	2:A:464:C:C6	2.51	0.44
2:A:1303:U:H4'	20:S:82:THR:HG23	1.98	0.44
2:A:1479:G:H4'	2:A:2025:C:H5	1.82	0.44
2:A:1575:A:H2'	2:A:1576:C:O4'	2.17	0.44
2:A:2578:A:H4'	25:X:35:GLU:HG3	2.00	0.44
2:A:3071:A:P	2:A:3087:G:H22	2.40	0.44
3:B:59:A:H2	17:P:11:SER:HG	1.62	0.44
3:B:82:A:H2'	3:B:83:C:H6	1.82	0.44
6:E:167:LYS:HG2	6:E:170:ARG:NH1	2.31	0.44
15:N:68:ILE:HD13	15:N:68:ILE:HA	1.87	0.44
2:A:722:G:C6	2:A:730:G:C2	3.05	0.44
2:A:811:G:H2'	2:A:812:C:H6	1.81	0.44
2:A:996:G:N3	2:A:997:G:C8	2.86	0.44
2:A:1538:G:C6	2:A:1539:A:C8	3.05	0.44
2:A:1624:U:O2'	2:A:1625:G:O5'	2.35	0.44
2:A:2686:U:H2'	2:A:2687:U:C6	2.52	0.44
2:A:2843:C:O2	5:D:166:MET:HE1	2.17	0.44
4:C:173:ALA:HB2	4:C:187:VAL:HG12	1.98	0.44
10:I:18:LYS:NZ	10:I:63:GLU:HB2	2.32	0.44
14:M:51:GLU:OE1	14:M:56:PRO:HA	2.17	0.44
24:W:66:ILE:HD11	24:W:77:LEU:HG	1.99	0.44
2:A:172:C:H2'	2:A:173:U:C6	2.52	0.44
2:A:284:G:H2'	2:A:286:G:O4'	2.17	0.44
2:A:482:U:H2'	2:A:483:G:H8	1.83	0.44
2:A:928:U:H2'	2:A:929:C:C6	2.52	0.44
2:A:1025:A:N3	2:A:2488:C:O2'	2.43	0.44
2:A:1225:G:H4'	10:I:75:GLY:O	2.18	0.44
2:A:1385:C:H5''	2:A:1386:G:O5'	2.17	0.44

Continued on next page...

Continued from previous page...

Atom-1	Atom-2	Interatomic distance (Å)	Clash overlap (Å)
2:A:2019:A:OP2	2:A:2031:G:N1	2.23	0.44
15:N:63:LYS:HD3	15:N:65:TRP:CZ2	2.53	0.44
2:A:15:C:N4	2:A:16:G:O6	2.50	0.44
2:A:184:C:H2'	2:A:185:G:H8	1.82	0.44
2:A:657:C:H2'	2:A:658:U:H6	1.82	0.44
2:A:1301:G:O5'	2:A:1301:G:H8	2.00	0.44
2:A:1756:G:O2'	2:A:1757:U:O2	2.35	0.44
20:S:72:LYS:HD2	20:S:91:ARG:HG3	1.98	0.44
25:X:11:ARG:O	25:X:14:ARG:NH1	2.48	0.44
2:A:79:G:H22	2:A:102:C:N4	2.15	0.44
2:A:128:G:C2	2:A:129:G:C8	3.05	0.44
2:A:323:C:H2'	2:A:323:C:O2	2.18	0.44
2:A:461:U:C2	2:A:462:A:C8	3.06	0.44
2:A:637:G:OP2	2:A:637:G:H8	2.01	0.44
5:D:11:LEU:HB2	5:D:28:VAL:HG12	2.00	0.44
12:K:4:TYR:CE1	12:K:43:THR:HG23	2.49	0.44
13:L:4:GLN:HG2	13:L:5:GLU:HG3	2.00	0.44
26:Y:17:SER:N	26:Y:25:THR:O	2.46	0.44
2:A:502:C:H2'	2:A:503:A:C8	2.53	0.44
2:A:664:A:H5''	2:A:665:G:OP2	2.17	0.44
2:A:1533:U:H1'	2:A:1803:A:C4	2.52	0.44
2:A:1572:G:C2	2:A:1600:G:C6	3.06	0.44
2:A:1843:C:N4	2:A:1844:A:N1	2.66	0.44
2:A:2419:C:H2'	2:A:2420:U:C6	2.53	0.44
2:A:3013:C:H5'	2:A:3014:A:C5'	2.48	0.44
11:J:93:GLU:HG2	11:J:96:LYS:HB2	2.00	0.44
15:N:74:LEU:HB2	15:N:92:TRP:CD1	2.53	0.44
2:A:723:C:O2	2:A:733:U:O2'	2.35	0.44
2:A:808:A:C6	2:A:885:G:C6	3.06	0.44
2:A:969:C:C2	2:A:1039:G:C2	3.06	0.44
2:A:978:A:H2'	2:A:979:G:C8	2.53	0.44
2:A:1201:G:H4'	10:I:40:ARG:CZ	2.47	0.44
2:A:2029:A:H2'	2:A:2030:C:C6	2.52	0.44
2:A:2141:U:H3'	2:A:2142:A:C8	2.53	0.44
2:A:2576:A:N6	2:A:2589:G:O2'	2.51	0.44
2:A:2688:C:H2'	2:A:2689:C:O4'	2.18	0.44
3:B:49:C:H2'	3:B:50:C:H6	1.82	0.44
4:C:97:TYR:HE2	4:C:103:ARG:HG3	1.83	0.44
8:G:110:TYR:HE2	8:G:153:ARG:HH11	1.66	0.44
2:A:1604:G:C2	2:A:1605:G:N1	2.86	0.44
2:A:2338:G:O2'	2:A:2340:A:N7	2.43	0.44

Continued on next page...

Continued from previous page...

Atom-1	Atom-2	Interatomic distance (Å)	Clash overlap (Å)
11:J:51:GLN:NE2	11:J:54:ASN:O	2.51	0.44
12:K:53:PHE:CE2	12:K:121:LYS:HG2	2.53	0.44
17:P:125:LEU:HD23	17:P:125:LEU:HA	1.70	0.44
18:Q:11:SER:HB2	18:Q:54:ILE:HD12	2.00	0.44
2:A:655:G:H5'	2:A:664:A:H4'	1.99	0.44
2:A:950:A:C4	2:A:951:G:C8	3.06	0.44
2:A:1220:C:H2'	2:A:1221:A:H8	1.82	0.44
2:A:1332:G:C6	2:A:1347:G:C6	3.05	0.44
2:A:3008:C:O2'	5:D:38:ARG:NH1	2.50	0.44
24:W:127:ASP:HB2	24:W:177:LEU:O	2.18	0.44
26:Y:20:HIS:C	26:Y:20:HIS:HD1	2.21	0.44
2:A:79:G:H22	2:A:102:C:H42	1.64	0.43
2:A:170:G:H2'	2:A:171:U:C6	2.53	0.43
2:A:1434:G:H2'	2:A:1435:C:C6	2.53	0.43
2:A:2342:A:C2	2:A:2392:A:H2'	2.53	0.43
2:A:2702:A:C8	2:A:2753:G:N7	2.86	0.43
2:A:2914:A:H62	16:O:5:THR:HG23	1.83	0.43
6:E:76:GLN:OE1	6:E:84:PHE:HE1	2.01	0.43
6:E:153:LYS:O	6:E:192:ASP:HB2	2.18	0.43
7:F:98:LEU:HD23	7:F:98:LEU:HA	1.74	0.43
7:F:128:GLN:HB2	7:F:135:TYR:CZ	2.53	0.43
10:I:33:VAL:O	10:I:37:ALA:N	2.47	0.43
2:A:357:U:H1'	2:A:358:G:OP2	2.18	0.43
2:A:954:U:H2'	2:A:955:C:C6	2.53	0.43
2:A:1271:C:H2'	2:A:1272:C:H6	1.82	0.43
2:A:2527:G:H21	7:F:136:THR:HG21	1.82	0.43
3:B:5:C:HO2'	3:B:27:A:H61	1.61	0.43
7:F:11:LEU:HA	7:F:11:LEU:HD23	1.73	0.43
13:L:90:ASP:HB2	13:L:92:ASP:OD2	2.18	0.43
14:M:135:GLU:N	14:M:135:GLU:OE1	2.51	0.43
24:W:154:GLY:HA2	24:W:181:VAL:O	2.18	0.43
2:A:404:A:OP2	6:E:171:ASN:HB2	2.18	0.43
2:A:460:G:N2	2:A:488:G:H2'	2.33	0.43
2:A:1578:G:H2'	2:A:1579:C:O4'	2.18	0.43
2:A:2128:G:N3	2:A:2152:A:H2	2.15	0.43
2:A:2569:G:N3	2:A:2605:C:H2'	2.33	0.43
2:A:2580:G:H2'	2:A:2581:G:O4'	2.18	0.43
3:B:22:A:C6	3:B:64:G:C6	3.07	0.43
3:B:29:C:C4	3:B:30:G:C8	3.07	0.43
3:B:34:G:C6	3:B:51:G:C6	3.06	0.43
3:B:43:C:C6	7:F:73:GLU:HB2	2.52	0.43

Continued on next page...

Continued from previous page...

Atom-1	Atom-2	Interatomic distance (Å)	Clash overlap (Å)
5:D:7:LEU:HD21	5:D:82:ALA:HB3	1.99	0.43
12:K:17:VAL:HA	12:K:55:ILE:O	2.18	0.43
2:A:265:A:N1	2:A:515:U:O2'	2.45	0.43
2:A:1430:C:H2'	2:A:1431:U:C6	2.54	0.43
2:A:1604:G:H2'	2:A:1605:G:C8	2.53	0.43
2:A:1796:U:H2'	2:A:1797:C:C6	2.54	0.43
2:A:2412:U:H2'	2:A:2413:G:C8	2.53	0.43
2:A:2636:A:H2'	2:A:2637:G:O4'	2.18	0.43
2:A:2718:G:C5	2:A:2719:G:N7	2.86	0.43
3:B:81:U:H2'	3:B:82:A:C8	2.54	0.43
22:U:81:ARG:HG3	22:U:81:ARG:NH1	2.34	0.43
2:A:2:A:H2'	2:A:3:A:H8	1.82	0.43
2:A:334:G:H2'	2:A:335:G:H8	1.83	0.43
2:A:620:G:H5'	19:R:24:TYR:CD1	2.54	0.43
2:A:1102:G:OP1	2:A:1103:C:N4	2.40	0.43
2:A:1271:C:H2'	2:A:1272:C:C6	2.54	0.43
2:A:1284:A:H2'	2:A:1285:G:C8	2.52	0.43
2:A:1557:C:H2'	2:A:1558:C:C5	2.54	0.43
2:A:1703:G:H2'	2:A:1704:U:C6	2.53	0.43
2:A:2064:A:H1'	2:A:2065:A:N7	2.33	0.43
2:A:2973:A:C8	2:A:2974:A:C8	3.06	0.43
35:A:3201:ERY:H71	35:A:3201:ERY:H4	1.76	0.43
4:C:147:LEU:HD23	4:C:147:LEU:HA	1.77	0.43
8:G:153:ARG:HD2	8:G:153:ARG:HA	1.82	0.43
10:I:56:LEU:HD12	10:I:56:LEU:HA	1.86	0.43
11:J:118:LEU:HD21	11:J:129:ILE:HG21	2.01	0.43
13:L:2:ILE:HG23	13:L:6:SER:OG	2.18	0.43
20:S:65:LEU:HD23	20:S:65:LEU:HA	1.77	0.43
26:Y:31:PRO:HB2	26:Y:33:ILE:HG13	2.00	0.43
2:A:365:U:H2'	2:A:366:G:H8	1.82	0.43
2:A:1383:A:H2'	2:A:1384:G:O4'	2.19	0.43
2:A:1411:G:H2'	2:A:1412:C:C6	2.53	0.43
2:A:2247:A:H2'	2:A:2248:C:C6	2.53	0.43
2:A:2862:G:HO2'	2:A:3002:A:N6	2.15	0.43
3:B:82:A:N6	3:B:94:G:C6	2.87	0.43
7:F:182:PHE:HA	7:F:183:PRO:HD3	1.87	0.43
2:A:857:U:H2'	2:A:858:A:C8	2.54	0.43
2:A:1540:U:H3'	2:A:1629:G:N2	2.34	0.43
2:A:1963:G:H2'	2:A:1964:U:C6	2.54	0.43
2:A:2011:U:H2'	2:A:2012:C:C6	2.53	0.43
2:A:2029:A:H2'	2:A:2030:C:H6	1.84	0.43

Continued on next page...

Continued from previous page...

Atom-1	Atom-2	Interatomic distance (Å)	Clash overlap (Å)
2:A:2729:G:H2'	2:A:2800:G:H1	1.84	0.43
11:J:102:VAL:HG12	11:J:141:VAL:HA	2.01	0.43
2:A:181:A:H2'	2:A:182:C:C6	2.54	0.43
2:A:310:C:H2'	2:A:311:G:C8	2.53	0.43
2:A:804:A:H2'	2:A:805:C:C6	2.54	0.43
2:A:811:G:H2'	2:A:812:C:C6	2.54	0.43
2:A:1064:A:N3	2:A:1102:G:H8	2.16	0.43
2:A:1294:U:H2'	2:A:1295:U:C6	2.54	0.43
2:A:1730:U:O2'	2:A:1731:A:OP2	2.27	0.43
2:A:1938:G:H21	2:A:1956:A:H62	1.67	0.43
2:A:2433:U:H4'	2:A:2434:A:C8	2.53	0.43
2:A:2902:A:H2'	2:A:2903:A:C8	2.54	0.43
3:B:47:A:C5	3:B:48:C:C5	3.07	0.43
4:C:49:ILE:HD11	4:C:52:ARG:HA	1.99	0.43
6:E:90:VAL:HG13	6:E:91:HIS:H	1.84	0.43
7:F:99:ARG:HA	7:F:103:MET:CE	2.49	0.43
7:F:180:LEU:HD12	7:F:180:LEU:HA	1.88	0.43
15:N:45:ARG:H	15:N:45:ARG:HG2	1.69	0.43
16:O:35:LYS:HB2	16:O:112:VAL:HG22	2.00	0.43
2:A:131:A:H2'	2:A:132:C:H6	1.84	0.43
2:A:609:G:C6	2:A:610:C:N4	2.87	0.43
2:A:830:A:H8	2:A:830:A:OP1	2.02	0.43
7:F:68:THR:HG23	7:F:98:LEU:HD11	2.00	0.43
7:F:136:THR:HG22	7:F:162:THR:OG1	2.18	0.43
9:H:121:LYS:HA	9:H:121:LYS:HD2	1.89	0.43
18:Q:48:ARG:NE	18:Q:50:GLN:OE1	2.44	0.43
2:A:40:G:C2	2:A:525:C:C2	3.07	0.43
2:A:89:A:HO2'	2:A:90:C:P	2.38	0.43
2:A:181:A:H2'	2:A:182:C:H6	1.84	0.43
2:A:191:G:O2'	2:A:917:A:N3	2.48	0.43
2:A:453:U:H2'	2:A:454:U:C6	2.54	0.43
2:A:1588:G:H3'	2:A:1589:G:C8	2.53	0.43
2:A:1706:A:H2'	2:A:1707:G:H8	1.84	0.43
2:A:2091:U:O2'	2:A:2092:U:O5'	2.36	0.43
3:B:4:A:H4'	3:B:63:U:H4'	2.00	0.43
23:V:99:LYS:HD3	23:V:99:LYS:HA	1.73	0.43
25:X:46:HIS:CE1	25:X:75:ARG:HD2	2.53	0.43
2:A:502:C:H2'	2:A:503:A:H8	1.84	0.42
2:A:997:G:C4	2:A:998:G:C8	3.07	0.42
2:A:1122:C:H2'	2:A:1129:G:H2'	2.01	0.42
2:A:1154:G:C6	2:A:1238:G:C6	3.07	0.42

Continued on next page...

Continued from previous page...

Atom-1	Atom-2	Interatomic distance (Å)	Clash overlap (Å)
2:A:1557:C:N3	2:A:1558:C:N4	2.67	0.42
2:A:2529:A:H2'	2:A:2530:C:C6	2.53	0.42
4:C:126:LYS:HG3	4:C:129:ASN:OD1	2.19	0.42
4:C:206:TRP:CZ2	4:C:215:LYS:HE3	2.54	0.42
6:E:76:GLN:OE1	6:E:83:GLN:NE2	2.52	0.42
6:E:158:ILE:HG23	6:E:162:ASP:HB3	1.99	0.42
7:F:176:LEU:O	7:F:180:LEU:HB2	2.19	0.42
20:S:3:THR:O	20:S:3:THR:OG1	2.27	0.42
2:A:159:A:C5	2:A:166:A:C2	3.07	0.42
2:A:164:A:H2'	2:A:165:U:H6	1.82	0.42
2:A:306:U:H2'	2:A:307:G:H8	1.83	0.42
2:A:1501:C:H2'	2:A:1502:G:C8	2.54	0.42
2:A:1572:G:H1	2:A:1598:U:H3	1.66	0.42
2:A:1587:G:C2	2:A:1588:G:H1'	2.54	0.42
2:A:1619:U:H2'	2:A:1620:U:C6	2.54	0.42
2:A:1621:C:H2'	2:A:1622:G:H8	1.78	0.42
2:A:1622:G:H2'	2:A:1623:U:H6	1.84	0.42
2:A:2003:A:H1'	2:A:2162:A:N6	2.34	0.42
2:A:2254:A:C2	2:A:2723:C:H5''	2.54	0.42
2:A:2801:A:H2'	2:A:2838:A:N6	2.34	0.42
2:A:3030:A:H2'	2:A:3031:A:H8	1.84	0.42
10:I:98:LYS:HE2	10:I:98:LYS:HB2	1.64	0.42
2:A:324:C:C4	2:A:325:U:C4	3.07	0.42
2:A:445:U:H1'	2:A:446:G:OP2	2.19	0.42
2:A:694:C:H2'	2:A:695:G:O4'	2.18	0.42
2:A:1601:G:H2'	2:A:1602:U:H6	1.84	0.42
2:A:1609:G:C5	2:A:1610:C:C4	3.07	0.42
2:A:2483:G:H2'	2:A:2484:C:H6	1.84	0.42
2:A:2732:G:H1	2:A:2804:U:H3	1.67	0.42
4:C:146:GLU:OE1	4:C:151:GLY:N	2.50	0.42
6:E:33:LEU:HD23	6:E:33:LEU:H	4.72	0.42
7:F:75:ARG:HH21	7:F:95:ARG:HH11	1.66	0.42
8:G:17:VAL:O	8:G:45:ARG:NH1	2.53	0.42
27:Z:62:ARG:HA	27:Z:62:ARG:HD2	1.77	0.42
2:A:752:C:H2'	2:A:753:A:H8	1.84	0.42
2:A:784:G:C2	2:A:916:G:C6	3.06	0.42
2:A:998:G:H2'	2:A:999:C:C6	2.55	0.42
2:A:1165:G:P	10:I:55:THR:HG21	2.60	0.42
2:A:1193:C:H2'	2:A:1194:C:C6	2.54	0.42
2:A:1552:A:H8	2:A:1552:A:O5'	2.02	0.42
2:A:1706:A:C6	2:A:1724:G:C6	3.08	0.42

Continued on next page...

Continued from previous page...

Atom-1	Atom-2	Interatomic distance (Å)	Clash overlap (Å)
2:A:2483:G:C8	2:A:2651:C:C4	3.07	0.42
2:A:3034:C:H2'	2:A:3035:C:H6	1.84	0.42
35:A:3201:ERY:H2	35:A:3201:ERY:H312	1.78	0.42
4:C:67:PHE:HE1	4:C:106:ILE:HD12	1.84	0.42
10:I:38:GLU:O	10:I:42:ALA:N	2.50	0.42
2:A:1656:A:H2'	2:A:1657:G:C8	2.55	0.42
2:A:2113:A:H2'	2:A:2114:A:C8	2.55	0.42
2:A:2285:G:H2'	2:A:2725:C:O2'	2.20	0.42
2:A:2316:G:H21	2:A:2421:A:N6	2.17	0.42
2:A:2400:C:C4	2:A:2401:U:H1'	2.54	0.42
2:A:2443:U:H2'	2:A:2444:C:C6	2.54	0.42
2:A:2910:G:H2'	2:A:2911:U:C6	2.55	0.42
14:M:64:LEU:HA	14:M:64:LEU:HD23	1.85	0.42
19:R:29:SER:O	19:R:29:SER:OG	2.33	0.42
23:V:86:ARG:HE	23:V:95:VAL:HB	1.84	0.42
2:A:844:G:O2'	2:A:878:G:H4'	2.19	0.42
2:A:929:C:H1'	2:A:1339:G:N2	2.34	0.42
2:A:1561:C:O2	4:C:134:ARG:NH1	2.52	0.42
2:A:1632:G:C2	2:A:1633:U:H1'	2.55	0.42
2:A:2054:C:O2'	2:A:2151:A:H1'	2.19	0.42
2:A:2354:G:N3	2:A:2381:A:N6	2.68	0.42
2:A:2663:A:H4'	2:A:2664:C:H5''	2.02	0.42
2:A:2798:G:H2'	2:A:2799:C:O4'	2.20	0.42
2:A:2867:A:H2'	2:A:2868:A:C8	2.55	0.42
2:A:3105:C:O2'	2:A:3107:G:OP2	2.29	0.42
4:C:7:LYS:O	4:C:9:THR:N	2.50	0.42
11:J:24:PRO:N	11:J:25:PRO:HD2	2.35	0.42
2:A:940:A:H2'	2:A:941:U:O4'	2.20	0.42
2:A:1130:C:N4	12:K:142:ILE:HG22	2.35	0.42
2:A:1348:G:C6	2:A:1349:U:C4	3.08	0.42
2:A:1377:A:C4	2:A:1378:U:C5	3.07	0.42
2:A:1573:U:H5''	2:A:1593:U:OP1	2.19	0.42
2:A:1609:G:C2	2:A:1610:C:C2	3.08	0.42
2:A:1633:U:H3'	2:A:1634:C:C6	2.54	0.42
2:A:1764:A:H2'	2:A:1765:A:C8	2.54	0.42
2:A:2005:C:C2	2:A:2006:A:C8	3.07	0.42
2:A:2332:U:N3	2:A:2333:G:O6	2.52	0.42
2:A:2972:A:C2	2:A:2981:A:C5	3.08	0.42
2:A:2985:G:H1'	8:G:144:GLN:NE2	2.32	0.42
3:B:1:G:H2'	3:B:2:U:H6	1.85	0.42
8:G:77:VAL:O	8:G:81:THR:HG22	2.19	0.42

Continued on next page...

Continued from previous page...

Atom-1	Atom-2	Interatomic distance (Å)	Clash overlap (Å)
12:K:41:LYS:HE2	12:K:50:GLY:O	2.20	0.42
2:A:131:A:H2'	2:A:132:C:C6	2.54	0.42
2:A:543:U:O2'	2:A:544:U:OP1	2.34	0.42
2:A:561:G:H2'	2:A:562:G:H5'	2.01	0.42
2:A:1194:C:H2'	2:A:1195:A:C8	2.55	0.42
2:A:1285:G:H2'	2:A:1286:C:C6	2.55	0.42
2:A:1414:G:N2	2:A:1860:G:O6	2.53	0.42
2:A:1570:C:H2'	2:A:1571:C:H6	1.84	0.42
2:A:1805:G:H2'	2:A:1806:A:C8	2.53	0.42
2:A:2242:G:C6	2:A:2243:C:C4	3.08	0.42
2:A:2421:A:OP1	9:H:33:ARG:NH2	2.52	0.42
8:G:43:VAL:HG22	8:G:53:VAL:HG12	2.02	0.42
14:M:99:VAL:HG12	14:M:104:VAL:HG23	2.00	0.42
16:O:65:GLU:O	16:O:68:LYS:HG2	2.19	0.42
20:S:43:VAL:HG22	20:S:48:VAL:HG22	2.02	0.42
23:V:41:ILE:O	23:V:61:THR:HA	2.20	0.42
2:A:78:G:C6	2:A:79:G:N2	2.88	0.42
2:A:533:C:N4	2:A:534:G:O6	2.53	0.42
2:A:808:A:O2'	2:A:1468:A:N3	2.47	0.42
2:A:2133:G:C6	2:A:2146:A:C6	3.08	0.42
2:A:3070:G:O3'	2:A:3087:G:N2	2.40	0.42
6:E:142:LYS:HB2	6:E:172:LEU:HD21	2.01	0.42
15:N:37:LEU:HB2	15:N:128:LYS:O	2.20	0.42
15:N:42:ILE:HG13	15:N:97:VAL:HG21	2.02	0.42
22:U:38:ASN:O	22:U:41:GLN:N	2.49	0.42
2:A:858:A:OP1	5:D:140:GLY:HA2	2.20	0.42
2:A:981:U:HO2'	2:A:982:A:P	2.34	0.42
2:A:1547:G:H2'	2:A:1548:C:H6	1.85	0.42
2:A:1707:G:H2'	2:A:1708:A:C8	2.55	0.42
2:A:2142:A:OP2	2:A:2142:A:H8	2.03	0.42
7:F:72:PRO:HB3	7:F:94:ALA:HB1	2.02	0.42
11:J:54:ASN:OD1	11:J:55:VAL:N	2.52	0.42
11:J:106:GLN:O	11:J:109:GLU:HG3	2.20	0.42
12:K:93:LEU:HD23	12:K:93:LEU:HA	1.86	0.42
2:A:462:A:C4	2:A:463:G:C8	3.08	0.41
2:A:1046:C:O2'	2:A:1287:C:H1'	2.19	0.41
2:A:1133:G:C6	2:A:1267:A:C6	3.08	0.41
2:A:1364:U:C2	14:M:21:ARG:NH2	2.87	0.41
2:A:1463:G:C2	2:A:1817:C:C2	3.08	0.41
2:A:1501:C:H2'	2:A:1502:G:H8	1.85	0.41
2:A:1569:A:N1	2:A:1603:G:C6	2.88	0.41

Continued on next page...

Continued from previous page...

Atom-1	Atom-2	Interatomic distance (Å)	Clash overlap (Å)
2:A:1855:A:H2'	2:A:1856:C:C6	2.55	0.41
2:A:2640:G:H5''	14:M:65:LYS:HB2	2.02	0.41
2:A:2760:G:C6	2:A:2761:U:C4	3.08	0.41
3:B:1:G:H2'	3:B:2:U:C6	2.54	0.41
4:C:79:VAL:HG13	4:C:93:ALA:HB1	2.01	0.41
4:C:134:ARG:O	4:C:168:LYS:NZ	2.43	0.41
8:G:24:LEU:HD23	8:G:73:ILE:HD12	2.02	0.41
9:H:21:VAL:HG21	9:H:25:TYR:HD2	1.84	0.41
10:I:26:THR:HG22	10:I:105:ILE:HG12	2.01	0.41
27:Z:22:LEU:O	27:Z:26:LYS:HG3	2.19	0.41
2:A:97:U:H5''	2:A:99:G:O4'	2.20	0.41
2:A:567:A:H4'	2:A:568:A:C5'	2.49	0.41
2:A:2329:G:O6	2:A:2407:C:N4	2.53	0.41
2:A:2904:C:O2'	2:A:2905:C:H5'	2.20	0.41
2:A:3046:C:H2'	2:A:3047:A:O4'	2.20	0.41
6:E:121:ASN:ND2	14:M:3:VAL:HG23	2.35	0.41
8:G:11:VAL:HG13	8:G:15:VAL:HB	2.02	0.41
2:A:159:A:H2'	2:A:160:A:C8	2.54	0.41
2:A:317:G:N7	2:A:509:U:H2'	2.35	0.41
2:A:458:G:O2'	2:A:512:G:OP1	2.38	0.41
2:A:559:A:C5	2:A:560:U:C4	3.08	0.41
2:A:637:G:C4	2:A:638:U:C5	3.09	0.41
2:A:938:G:H2'	2:A:939:C:C6	2.55	0.41
2:A:1601:G:C4	2:A:1602:U:C5	3.08	0.41
2:A:2159:G:H1'	2:A:2188:G:N2	2.35	0.41
2:A:2265:U:H2'	2:A:2266:A:C8	2.54	0.41
2:A:2346:G:H2'	2:A:2347:G:H8	1.85	0.41
2:A:2680:C:C2	2:A:2681:U:C5	3.09	0.41
5:D:147:ARG:HE	5:D:147:ARG:HB2	1.72	0.41
6:E:183:LEU:HD12	6:E:183:LEU:HA	1.80	0.41
11:J:114:LYS:O	11:J:118:LEU:N	2.53	0.41
2:A:389:G:N2	2:A:392:A:C8	2.88	0.41
2:A:1414:G:N1	2:A:1858:A:OP2	2.47	0.41
2:A:1571:C:H2'	2:A:1572:G:O4'	2.20	0.41
2:A:1614:G:H2'	2:A:1615:G:H8	1.84	0.41
2:A:2116:C:H2'	2:A:2117:C:H6	1.85	0.41
2:A:2348:G:H21	2:A:2397:C:N4	2.17	0.41
2:A:2622:C:H2'	2:A:2623:A:C8	2.55	0.41
2:A:3017:C:H2'	2:A:3018:U:C6	2.56	0.41
6:E:118:ARG:NH2	14:M:4:ILE:O	2.53	0.41
8:G:99:LEU:HD21	8:G:101:GLY:O	2.21	0.41

Continued on next page...

Continued from previous page...

Atom-1	Atom-2	Interatomic distance (Å)	Clash overlap (Å)
17:P:18:ARG:HD2	17:P:107:TYR:CZ	2.55	0.41
26:Y:36:VAL:HG21	26:Y:61:VAL:HG21	2.01	0.41
2:A:137:G:OP1	2:A:137:G:H8	2.03	0.41
2:A:458:G:P	2:A:511:A:H62	2.42	0.41
2:A:825:C:H2'	2:A:826:G:H8	1.86	0.41
2:A:862:U:H4'	21:T:99:ARG:NH1	2.35	0.41
2:A:975:U:H1'	2:A:2492:A:H5'	2.03	0.41
2:A:1165:G:O2'	2:A:1228:A:N6	2.46	0.41
2:A:1552:A:N6	2:A:1617:C:OP2	2.47	0.41
2:A:1552:A:H2	2:A:1618:C:H5	1.68	0.41
2:A:2096:G:H2'	2:A:2097:G:C8	2.55	0.41
2:A:2295:C:H2'	2:A:2296:C:C6	2.56	0.41
2:A:2527:G:C6	2:A:2538:A:C6	3.09	0.41
3:B:9:G:OP1	17:P:37:ARG:NH1	2.44	0.41
4:C:137:PRO:HG2	4:C:140:THR:HG21	2.01	0.41
7:F:36:PRO:HA	7:F:166:THR:OG1	2.21	0.41
21:T:95:ARG:HG3	21:T:101:PHE:CD2	2.55	0.41
2:A:293:G:H2'	2:A:294:G:C8	2.55	0.41
2:A:683:G:C6	2:A:685:G:N7	2.89	0.41
2:A:981:U:H5''	2:A:983:C:OP2	2.21	0.41
2:A:1153:U:H4'	8:G:60:ARG:NH1	2.35	0.41
2:A:2067:G:H2'	2:A:2068:U:C6	2.55	0.41
2:A:2070:A:H2'	2:A:2071:A:C8	2.55	0.41
8:G:98:GLN:HG3	8:G:100:LYS:NZ	2.36	0.41
10:I:62:SER:HA	10:I:67:GLU:HG2	2.03	0.41
13:L:24:VAL:HG12	13:L:30:ARG:HD3	2.03	0.41
16:O:72:ASP:O	16:O:76:VAL:HG23	2.20	0.41
2:A:305:G:H2'	2:A:306:U:O4'	2.20	0.41
2:A:639:C:O2'	2:A:640:G:O5'	2.39	0.41
2:A:722:G:H2'	2:A:723:C:C6	2.56	0.41
2:A:993:G:N2	2:A:1014:G:H2'	2.36	0.41
2:A:1008:G:H2'	2:A:1009:U:O4'	2.21	0.41
2:A:1069:G:C6	2:A:1083:G:C6	3.08	0.41
2:A:1287:C:H2'	2:A:1288:A:C8	2.55	0.41
2:A:1314:C:H2'	2:A:1315:C:H6	1.85	0.41
2:A:1673:A:C6	2:A:2926:A:C5	3.08	0.41
2:A:2250:A:H2'	2:A:2251:G:O4'	2.21	0.41
20:S:26:LYS:HE2	20:S:26:LYS:HB3	1.71	0.41
22:U:14:PRO:HD3	27:Z:34:PHE:CE1	2.55	0.41
22:U:25:GLU:HA	22:U:25:GLU:OE1	2.20	0.41
1:3:12:LYS:HB2	1:3:21:ARG:HB2	2.02	0.41

Continued on next page...

Continued from previous page...

Atom-1	Atom-2	Interatomic distance (Å)	Clash overlap (Å)
2:A:173:U:C2	2:A:174:G:C8	3.08	0.41
2:A:890:G:C5	2:A:909:A:C8	3.08	0.41
2:A:899:G:C6	4:C:229:VAL:HG21	2.55	0.41
2:A:1096:G:C2	2:A:1104:C:C2	3.08	0.41
2:A:1314:C:H2'	2:A:1315:C:C6	2.55	0.41
2:A:2222:A:H4'	2:A:2948:C:O2'	2.21	0.41
2:A:2814:A:H2'	2:A:2815:C:C6	2.56	0.41
3:B:67:A:H61	3:B:105:A:H2'	1.85	0.41
6:E:184:ASN:OD1	6:E:187:ASP:HB2	2.20	0.41
8:G:69:SER:O	8:G:73:ILE:HG12	2.21	0.41
12:K:102:GLU:HG2	12:K:124:VAL:HG11	2.02	0.41
15:N:134:ARG:NH1	24:W:129:ASN:OD1	2.53	0.41
16:O:117:ARG:HD3	16:O:117:ARG:HA	1.81	0.41
2:A:337:U:H5'	2:A:338:C:O5'	2.20	0.41
2:A:608:C:H2'	2:A:609:G:C8	2.54	0.41
2:A:674:U:C2	2:A:675:G:C8	3.08	0.41
2:A:691:U:H2'	2:A:692:C:C6	2.56	0.41
2:A:738:A:HO2'	2:A:740:A:P	2.44	0.41
2:A:1179:U:C4	11:J:14:GLN:HB2	2.56	0.41
2:A:1225:G:H4'	10:I:75:GLY:C	2.41	0.41
2:A:1425:G:N2	2:A:1428:U:C4	2.88	0.41
2:A:1544:U:H3	2:A:1626:G:H1	1.68	0.41
2:A:1565:A:H2'	2:A:1566:A:C8	2.56	0.41
2:A:1594:G:C2	2:A:1595:G:C5	3.09	0.41
2:A:2381:A:H4'	2:A:2382:G:O5'	2.20	0.41
2:A:2471:A:H2'	2:A:2472:C:C6	2.56	0.41
3:B:115:A:C6	3:B:116:C:C4	3.09	0.41
6:E:75:ARG:O	6:E:76:GLN:NE2	2.53	0.41
6:E:90:VAL:HG13	6:E:91:HIS:N	2.35	0.41
6:E:115:LEU:HD23	6:E:115:LEU:HA	1.91	0.41
6:E:184:ASN:OD1	6:E:184:ASN:N	2.53	0.41
7:F:29:TYR:HE1	7:F:35:ILE:HA	1.85	0.41
7:F:57:ILE:HD13	7:F:57:ILE:HA	1.98	0.41
7:F:66:LEU:HD11	7:F:148:ILE:HB	2.03	0.41
12:K:62:ILE:HD13	12:K:62:ILE:HG21	1.88	0.41
15:N:5:ARG:HH11	15:N:5:ARG:HB3	1.85	0.41
16:O:10:LEU:HD12	16:O:10:LEU:HA	1.78	0.41
18:Q:91:VAL:HG11	18:Q:96:LEU:HD11	2.02	0.41
19:R:119:GLU:CD	19:R:119:GLU:H	2.24	0.41
20:S:60:VAL:HG22	20:S:102:ILE:HG23	2.03	0.41
22:U:38:ASN:O	22:U:42:ILE:HD12	2.20	0.41

Continued on next page...

Continued from previous page...

Atom-1	Atom-2	Interatomic distance (Å)	Clash overlap (Å)
24:W:28:ARG:HE	24:W:93:GLN:HA	1.86	0.41
2:A:80:G:N2	2:A:100:A:OP2	2.50	0.41
2:A:667:A:OP2	2:A:2723:C:O2'	2.31	0.41
2:A:736:G:N2	2:A:738:A:H3'	2.36	0.41
2:A:1137:U:O2'	2:A:1139:A:N7	2.51	0.41
2:A:1193:C:H2'	2:A:1194:C:H6	1.86	0.41
2:A:1393:C:H2'	2:A:1394:A:C8	2.55	0.41
2:A:1529:U:H3'	2:A:1530:G:C8	2.56	0.41
2:A:1540:U:H3'	2:A:1629:G:C2	2.56	0.41
2:A:1590:G:OP2	2:A:1590:G:H8	2.04	0.41
2:A:1624:U:HO2'	2:A:1625:G:H8	1.62	0.41
2:A:1822:C:H2'	2:A:1823:C:C6	2.56	0.41
2:A:2014:G:C6	2:A:2040:G:C6	3.09	0.41
2:A:2238:A:H2'	2:A:2239:A:C8	2.56	0.41
2:A:2288:C:O2'	2:A:2475:G:N2	2.51	0.41
4:C:155:LEU:HB3	4:C:177:MET:HE1	2.02	0.41
5:D:126:THR:HB	5:D:132:PHE:CD2	2.56	0.41
10:I:27:GLU:HG3	10:I:76:PRO:HG2	2.02	0.41
12:K:68:LYS:HE3	12:K:68:LYS:HB2	1.88	0.41
16:O:45:ARG:HB2	16:O:46:PRO:HD3	2.01	0.41
2:A:443:C:H2'	2:A:444:U:O4'	2.21	0.40
2:A:560:U:O5'	2:A:560:U:H6	2.03	0.40
2:A:733:U:C2	2:A:734:C:C5	3.09	0.40
2:A:761:G:H2'	2:A:762:U:C6	2.56	0.40
2:A:966:U:H2'	2:A:967:G:H8	1.86	0.40
2:A:1572:G:H2'	2:A:1573:U:O4'	2.21	0.40
2:A:2498:A:N6	2:A:2500:G:C4	2.89	0.40
6:E:23:GLU:HG3	6:E:24:LEU:HD23	2.02	0.40
8:G:110:TYR:HE2	8:G:153:ARG:NH1	2.19	0.40
15:N:2:LEU:HD12	15:N:2:LEU:H	1.86	0.40
17:P:21:ARG:HA	17:P:24:ARG:HG2	2.04	0.40
22:U:6:ASP:OD2	22:U:7:PRO:HD2	2.21	0.40
2:A:46:A:N1	2:A:176:G:C2	2.89	0.40
2:A:362:A:H2'	2:A:363:A:C8	2.56	0.40
2:A:708:G:N2	6:E:184:ASN:HD21	2.20	0.40
2:A:1063:G:O6	2:A:1090:G:N2	2.54	0.40
2:A:1367:G:O6	19:R:37:GLU:HG3	2.21	0.40
2:A:1645:G:C5	2:A:1646:U:C4	3.08	0.40
2:A:2641:U:OP1	14:M:65:LYS:NZ	2.54	0.40
2:A:3020:U:H6	2:A:3020:U:OP2	2.03	0.40
7:F:42:VAL:HG12	7:F:97:THR:HA	2.02	0.40

Continued on next page...

Continued from previous page...

Atom-1	Atom-2	Interatomic distance (Å)	Clash overlap (Å)
12:K:43:THR:HG22	12:K:43:THR:O	2.22	0.40
15:N:46:GLN:OE1	15:N:126:PRO:HD3	2.21	0.40
23:V:1:MET:O	23:V:2:LYS:HB2	2.21	0.40
25:X:53:ARG:HD2	25:X:57:ASP:HA	2.03	0.40
27:Z:7:PRO:O	27:Z:11:ARG:HG3	2.21	0.40
2:A:90:C:H2'	2:A:91:C:C6	2.57	0.40
2:A:355:A:C6	2:A:441:G:C6	3.10	0.40
2:A:423:C:H2'	2:A:424:G:O4'	2.21	0.40
2:A:764:U:H3'	2:A:765:G:H8	1.86	0.40
2:A:1140:G:C6	2:A:1258:C:C4	3.09	0.40
2:A:1720:G:N2	4:C:99:ASP:O	2.55	0.40
2:A:1952:C:H2'	2:A:1953:C:C6	2.57	0.40
2:A:2872:G:H2'	2:A:2873:U:H6	1.86	0.40
2:A:2952:U:O2'	5:D:25:PRO:HG2	2.21	0.40
2:A:3022:G:H2'	2:A:3023:G:O4'	2.21	0.40
2:A:137:G:H2'	2:A:138:A:C8	2.56	0.40
2:A:273:A:H62	2:A:313:G:H21	1.63	0.40
2:A:474:G:H4'	2:A:475:U:OP2	2.21	0.40
2:A:1130:C:OP1	19:R:70:ARG:NH2	2.54	0.40
2:A:1546:A:C2	2:A:1547:G:C5	3.10	0.40
2:A:1868:A:C6	2:A:1869:G:C5	3.10	0.40
2:A:2289:C:C2	2:A:2290:C:C5	3.09	0.40
2:A:2524:C:H2'	2:A:2525:C:H6	1.86	0.40
2:A:2555:G:N3	2:A:2560:A:H2	2.20	0.40
2:A:3059:G:C4	2:A:3060:A:C8	3.10	0.40
2:A:3096:U:O2	18:Q:1:MET:HB2	2.21	0.40
4:C:227:ASN:HD22	4:C:227:ASN:HA	1.72	0.40
6:E:208:ASN:OD1	6:E:208:ASN:N	2.53	0.40
18:Q:61:ARG:HH21	18:Q:103:ARG:HH22	1.69	0.40
25:X:40:GLN:NE2	25:X:42:GLY:O	2.54	0.40
1:3:17:ASN:OD1	1:3:21:ARG:NH1	2.54	0.40
2:A:289:A:H62	2:A:290:C:H41	1.70	0.40
2:A:290:C:H2'	2:A:301:U:C4	2.57	0.40
2:A:496:C:H2'	2:A:497:G:H8	1.87	0.40
2:A:828:G:H1'	2:A:833:A:N6	2.37	0.40
2:A:1381:G:N2	2:A:2237:A:OP2	2.41	0.40
2:A:1556:A:C2	2:A:1615:G:N1	2.79	0.40
2:A:2056:G:C5	2:A:2057:G:C8	3.10	0.40
2:A:2350:G:H2'	2:A:2351:A:H8	1.83	0.40
2:A:2597:A:H2'	2:A:2598:C:C6	2.56	0.40
2:A:2649:A:H4'	2:A:2650:A:H5''	2.03	0.40

Continued on next page...

Continued from previous page...

Atom-1	Atom-2	Interatomic distance (Å)	Clash overlap (Å)
2:A:2756:G:N2	2:A:2887:G:O2'	2.54	0.40
2:A:3033:G:H2'	2:A:3034:C:C6	2.56	0.40
3:B:41:U:N3	3:B:45:G:OP2	2.41	0.40

There are no symmetry-related clashes.

5.3 Torsion angles [i](#)

5.3.1 Protein backbone [i](#)

In the following table, the Percentiles column shows the percent Ramachandran outliers of the chain as a percentile score with respect to all PDB entries followed by that with respect to all EM entries.

The Analysed column shows the number of residues for which the backbone conformation was analysed, and the total number of residues.

Mol	Chain	Analysed	Favoured	Allowed	Outliers	Percentiles	
1	3	21/23 (91%)	21 (100%)	0	0	100	100
4	C	273/275 (99%)	257 (94%)	16 (6%)	0	100	100
5	D	212/214 (99%)	196 (92%)	16 (8%)	0	100	100
6	E	207/209 (99%)	199 (96%)	8 (4%)	0	100	100
7	F	180/182 (99%)	172 (96%)	8 (4%)	0	100	100
8	G	174/176 (99%)	170 (98%)	4 (2%)	0	100	100
9	H	149/151 (99%)	142 (95%)	7 (5%)	0	100	100
10	I	124/126 (98%)	117 (94%)	7 (6%)	0	100	100
11	J	131/133 (98%)	127 (97%)	4 (3%)	0	100	100
12	K	144/146 (99%)	139 (96%)	5 (4%)	0	100	100
13	L	120/122 (98%)	114 (95%)	6 (5%)	0	100	100
14	M	143/145 (99%)	127 (89%)	16 (11%)	0	100	100
15	N	134/136 (98%)	126 (94%)	8 (6%)	0	100	100
16	O	116/118 (98%)	111 (96%)	5 (4%)	0	100	100
17	P	124/126 (98%)	122 (98%)	2 (2%)	0	100	100
18	Q	111/113 (98%)	104 (94%)	7 (6%)	0	100	100
19	R	122/124 (98%)	116 (95%)	6 (5%)	0	100	100

Continued on next page...

Continued from previous page...

Mol	Chain	Analysed	Favoured	Allowed	Outliers	Percentiles	
20	S	98/100 (98%)	92 (94%)	6 (6%)	0	100	100
21	T	112/114 (98%)	110 (98%)	2 (2%)	0	100	100
22	U	95/97 (98%)	92 (97%)	3 (3%)	0	100	100
23	V	93/105 (89%)	90 (97%)	3 (3%)	0	100	100
24	W	190/192 (99%)	184 (97%)	6 (3%)	0	100	100
25	X	77/79 (98%)	71 (92%)	6 (8%)	0	100	100
26	Y	61/63 (97%)	57 (93%)	4 (7%)	0	100	100
27	Z	62/64 (97%)	61 (98%)	1 (2%)	0	100	100
28	a	57/59 (97%)	52 (91%)	5 (9%)	0	100	100
29	b	52/54 (96%)	50 (96%)	2 (4%)	0	100	100
30	c	47/49 (96%)	43 (92%)	4 (8%)	0	100	100
31	d	44/46 (96%)	44 (100%)	0	0	100	100
32	e	61/63 (97%)	60 (98%)	1 (2%)	0	100	100
33	f	35/37 (95%)	33 (94%)	2 (6%)	0	100	100
34	g	46/48 (96%)	43 (94%)	3 (6%)	0	100	100
All	All	3615/3689 (98%)	3442 (95%)	173 (5%)	0	100	100

There are no Ramachandran outliers to report.

5.3.2 Protein sidechains [i](#)

In the following table, the Percentiles column shows the percent sidechain outliers of the chain as a percentile score with respect to all PDB entries followed by that with respect to all EM entries.

The Analysed column shows the number of residues for which the sidechain conformation was analysed, and the total number of residues.

Mol	Chain	Analysed	Rotameric	Outliers	Percentiles	
1	3	18/18 (100%)	17 (94%)	1 (6%)	21	56
4	C	215/215 (100%)	210 (98%)	5 (2%)	50	76
5	D	160/160 (100%)	154 (96%)	6 (4%)	33	66
6	E	169/169 (100%)	164 (97%)	5 (3%)	41	71
7	F	151/151 (100%)	148 (98%)	3 (2%)	55	79
8	G	148/148 (100%)	145 (98%)	3 (2%)	55	79

Continued on next page...

Continued from previous page...

Mol	Chain	Analysed	Rotameric	Outliers	Percentiles	
9	H	90/116 (78%)	88 (98%)	2 (2%)	52	77
10	I	89/89 (100%)	88 (99%)	1 (1%)	73	88
11	J	102/102 (100%)	99 (97%)	3 (3%)	42	72
12	K	119/119 (100%)	117 (98%)	2 (2%)	60	82
13	L	100/100 (100%)	95 (95%)	5 (5%)	24	59
14	M	112/112 (100%)	110 (98%)	2 (2%)	59	81
15	N	114/114 (100%)	106 (93%)	8 (7%)	15	48
16	O	97/97 (100%)	94 (97%)	3 (3%)	40	71
17	P	93/93 (100%)	92 (99%)	1 (1%)	73	88
18	Q	100/100 (100%)	97 (97%)	3 (3%)	41	71
19	R	97/97 (100%)	92 (95%)	5 (5%)	23	58
20	S	81/81 (100%)	81 (100%)	0	100	100
21	T	90/90 (100%)	88 (98%)	2 (2%)	52	77
22	U	83/83 (100%)	80 (96%)	3 (4%)	35	67
23	V	81/86 (94%)	81 (100%)	0	100	100
24	W	155/155 (100%)	152 (98%)	3 (2%)	57	80
25	X	58/58 (100%)	53 (91%)	5 (9%)	10	41
26	Y	50/50 (100%)	48 (96%)	2 (4%)	31	65
27	Z	58/58 (100%)	56 (97%)	2 (3%)	37	69
28	a	52/52 (100%)	51 (98%)	1 (2%)	57	80
29	b	43/43 (100%)	42 (98%)	1 (2%)	50	76
30	c	47/47 (100%)	47 (100%)	0	100	100
31	d	35/35 (100%)	34 (97%)	1 (3%)	42	72
32	e	53/53 (100%)	51 (96%)	2 (4%)	33	66
33	f	35/35 (100%)	35 (100%)	0	100	100
34	g	43/43 (100%)	42 (98%)	1 (2%)	50	76
All	All	2938/2969 (99%)	2857 (97%)	81 (3%)	46	72

All (81) residues with a non-rotameric sidechain are listed below:

Mol	Chain	Res	Type
1	3	10	ASP
4	C	124	ASP

Continued on next page...

Continued from previous page...

Mol	Chain	Res	Type
4	C	131	LEU
4	C	211	ARG
4	C	213	ARG
4	C	230	ASP
5	D	38	ARG
5	D	133	ARG
5	D	161	PHE
5	D	184	LYS
5	D	189	ASN
5	D	201	ARG
6	E	50	HIS
6	E	59	SER
6	E	139	LYS
6	E	144	PHE
6	E	193	ASP
7	F	58	ASN
7	F	144	MET
7	F	154	ASP
8	G	20	ASN
8	G	96	ARG
8	G	138	ASP
9	H	23	ASP
9	H	25	TYR
10	I	110	MET
11	J	36	ASN
11	J	38	MET
11	J	40	PHE
12	K	4	TYR
12	K	60	ASP
13	L	12	ASP
13	L	21	CYS
13	L	29	SER
13	L	31	ARG
13	L	37	ASP
14	M	69	ASN
14	M	89	GLN
15	N	1	MET
15	N	22	SER
15	N	28	SER
15	N	31	ASP
15	N	46	GLN
15	N	49	SER

Continued on next page...

Continued from previous page...

Mol	Chain	Res	Type
15	N	91	GLU
15	N	133	THR
16	O	16	HIS
16	O	89	ASP
16	O	91	ASN
17	P	122	GLU
18	Q	15	ASP
18	Q	78	PRO
18	Q	93	ARG
19	R	59	LYS
19	R	91	ASP
19	R	101	SER
19	R	102	ASP
19	R	120	ASP
21	T	51	SER
21	T	67	ASN
22	U	3	THR
22	U	51	ASP
22	U	73	PHE
24	W	54	PHE
24	W	129	ASN
24	W	139	SER
25	X	20	ARG
25	X	44	HIS
25	X	45	PHE
25	X	62	LEU
25	X	68	GLU
26	Y	54	SER
26	Y	60	LYS
27	Z	15	ASP
27	Z	45	ARG
28	a	5	LYS
29	b	31	SER
31	d	39	SER
32	e	30	ARG
32	e	43	ARG
34	g	28	LYS

Sometimes sidechains can be flipped to improve hydrogen bonding and reduce clashes. All (4) such sidechains are listed below:

Mol	Chain	Res	Type
7	F	62	ASN

Continued on next page...

Continued from previous page...

Mol	Chain	Res	Type
8	G	144	GLN
11	J	51	GLN
17	P	9	ASN

5.3.3 RNA [i](#)

Mol	Chain	Analysed	Backbone Outliers	Pucker Outliers
2	A	3117/3119 (99%)	637 (20%)	24 (0%)
3	B	117/118 (99%)	18 (15%)	1 (0%)
All	All	3234/3237 (99%)	655 (20%)	25 (0%)

All (655) RNA backbone outliers are listed below:

Mol	Chain	Res	Type
2	A	7	U
2	A	9	U
2	A	12	G
2	A	16	G
2	A	19	U
2	A	20	G
2	A	31	U
2	A	48	G
2	A	60	A
2	A	68	A
2	A	71	A
2	A	72	G
2	A	80	G
2	A	82	G
2	A	89	A
2	A	90	C
2	A	94	G
2	A	98	U
2	A	99	G
2	A	115	A
2	A	117	U
2	A	125	C
2	A	128	G
2	A	133	G
2	A	136	U
2	A	148	A
2	A	153	G

Continued on next page...

Continued from previous page...

Mol	Chain	Res	Type
2	A	161	U
2	A	162	A
2	A	164	A
2	A	172	C
2	A	175	G
2	A	176	G
2	A	180	A
2	A	194	A
2	A	195	A
2	A	198	A
2	A	200	C
2	A	212	A
2	A	214	G
2	A	215	A
2	A	221	A
2	A	222	A
2	A	227	A
2	A	228	A
2	A	229	U
2	A	230	G
2	A	231	U
2	A	238	G
2	A	241	A
2	A	248	G
2	A	268	G
2	A	272	A
2	A	275	C
2	A	283	U
2	A	285	U
2	A	286	G
2	A	287	A
2	A	288	U
2	A	290	C
2	A	291	C
2	A	296	A
2	A	297	G
2	A	299	G
2	A	300	G
2	A	301	U
2	A	302	U
2	A	303	G
2	A	305	G

Continued on next page...

Continued from previous page...

Mol	Chain	Res	Type
2	A	311	G
2	A	312	G
2	A	314	G
2	A	315	U
2	A	317	G
2	A	318	U
2	A	319	G
2	A	323	C
2	A	327	U
2	A	330	U
2	A	331	U
2	A	336	C
2	A	337	U
2	A	338	C
2	A	342	C
2	A	344	G
2	A	345	G
2	A	350	A
2	A	351	G
2	A	352	G
2	A	353	G
2	A	357	U
2	A	358	G
2	A	361	A
2	A	366	G
2	A	369	G
2	A	370	U
2	A	384	G
2	A	387	U
2	A	389	G
2	A	393	U
2	A	399	G
2	A	404	A
2	A	412	A
2	A	413	G
2	A	434	G
2	A	438	U
2	A	445	U
2	A	446	G
2	A	450	G
2	A	452	G
2	A	454	U

Continued on next page...

Continued from previous page...

Mol	Chain	Res	Type
2	A	460	G
2	A	474	G
2	A	489	A
2	A	491	U
2	A	493	U
2	A	494	G
2	A	498	G
2	A	499	G
2	A	512	G
2	A	514	C
2	A	523	U
2	A	543	U
2	A	544	U
2	A	552	U
2	A	555	G
2	A	562	G
2	A	563	U
2	A	566	A
2	A	569	G
2	A	589	A
2	A	591	G
2	A	592	A
2	A	594	U
2	A	595	A
2	A	596	C
2	A	597	C
2	A	605	G
2	A	617	U
2	A	618	C
2	A	619	C
2	A	620	G
2	A	631	C
2	A	636	U
2	A	637	G
2	A	638	U
2	A	639	C
2	A	640	G
2	A	642	G
2	A	644	G
2	A	647	G
2	A	655	G
2	A	658	U

Continued on next page...

Continued from previous page...

Mol	Chain	Res	Type
2	A	661	U
2	A	665	G
2	A	667	A
2	A	678	A
2	A	679	G
2	A	684	G
2	A	685	G
2	A	696	A
2	A	706	G
2	A	707	G
2	A	708	G
2	A	709	U
2	A	714	U
2	A	721	A
2	A	728	G
2	A	731	A
2	A	738	A
2	A	740	A
2	A	741	G
2	A	747	A
2	A	756	A
2	A	757	G
2	A	758	A
2	A	760	U
2	A	764	U
2	A	765	G
2	A	766	G
2	A	768	G
2	A	773	G
2	A	774	G
2	A	779	U
2	A	784	G
2	A	794	G
2	A	801	U
2	A	832	G
2	A	836	G
2	A	839	U
2	A	845	C
2	A	862	U
2	A	863	G
2	A	867	A
2	A	868	C

Continued on next page...

Continued from previous page...

Mol	Chain	Res	Type
2	A	872	G
2	A	878	G
2	A	879	A
2	A	890	G
2	A	891	G
2	A	897	A
2	A	898	A
2	A	899	G
2	A	918	U
2	A	920	G
2	A	927	C
2	A	942	U
2	A	960	G
2	A	961	U
2	A	972	A
2	A	974	G
2	A	975	U
2	A	981	U
2	A	982	A
2	A	994	A
2	A	1001	C
2	A	1002	C
2	A	1003	A
2	A	1004	C
2	A	1005	A
2	A	1007	G
2	A	1008	G
2	A	1010	U
2	A	1011	A
2	A	1012	C
2	A	1013	U
2	A	1014	G
2	A	1025	A
2	A	1030	C
2	A	1046	C
2	A	1047	A
2	A	1049	G
2	A	1058	A
2	A	1063	G
2	A	1076	A
2	A	1078	G
2	A	1084	U

Continued on next page...

Continued from previous page...

Mol	Chain	Res	Type
2	A	1085	G
2	A	1091	A
2	A	1092	G
2	A	1101	A
2	A	1114	G
2	A	1127	A
2	A	1130	C
2	A	1131	G
2	A	1140	G
2	A	1141	U
2	A	1142	G
2	A	1143	G
2	A	1144	A
2	A	1148	G
2	A	1151	U
2	A	1153	U
2	A	1164	A
2	A	1174	G
2	A	1178	U
2	A	1181	G
2	A	1184	U
2	A	1186	G
2	A	1187	A
2	A	1188	A
2	A	1189	G
2	A	1190	C
2	A	1191	A
2	A	1192	G
2	A	1201	G
2	A	1202	A
2	A	1203	A
2	A	1205	G
2	A	1206	A
2	A	1207	G
2	A	1209	G
2	A	1212	U
2	A	1213	A
2	A	1214	A
2	A	1219	U
2	A	1230	G
2	A	1232	G
2	A	1233	A

Continued on next page...

Continued from previous page...

Mol	Chain	Res	Type
2	A	1234	U
2	A	1240	G
2	A	1244	A
2	A	1248	U
2	A	1250	U
2	A	1251	A
2	A	1253	C
2	A	1254	G
2	A	1260	C
2	A	1261	A
2	A	1270	G
2	A	1274	A
2	A	1290	C
2	A	1292	U
2	A	1293	G
2	A	1298	C
2	A	1316	U
2	A	1326	G
2	A	1335	G
2	A	1344	A
2	A	1345	G
2	A	1351	G
2	A	1353	G
2	A	1362	A
2	A	1371	G
2	A	1380	A
2	A	1386	G
2	A	1389	U
2	A	1415	A
2	A	1416	A
2	A	1428	U
2	A	1437	A
2	A	1444	U
2	A	1448	C
2	A	1456	G
2	A	1465	C
2	A	1467	U
2	A	1480	A
2	A	1493	A
2	A	1494	U
2	A	1499	A
2	A	1507	G

Continued on next page...

Continued from previous page...

Mol	Chain	Res	Type
2	A	1508	A
2	A	1510	A
2	A	1522	G
2	A	1528	G
2	A	1529	U
2	A	1531	C
2	A	1532	G
2	A	1533	U
2	A	1534	C
2	A	1535	C
2	A	1536	A
2	A	1538	G
2	A	1539	A
2	A	1540	U
2	A	1541	G
2	A	1542	A
2	A	1543	A
2	A	1549	G
2	A	1550	G
2	A	1551	U
2	A	1552	A
2	A	1553	C
2	A	1555	A
2	A	1556	A
2	A	1558	C
2	A	1559	A
2	A	1562	C
2	A	1564	A
2	A	1565	A
2	A	1566	A
2	A	1573	U
2	A	1574	G
2	A	1577	C
2	A	1580	A
2	A	1583	U
2	A	1584	U
2	A	1590	G
2	A	1595	G
2	A	1596	C
2	A	1598	U
2	A	1599	U
2	A	1600	G

Continued on next page...

Continued from previous page...

Mol	Chain	Res	Type
2	A	1608	U
2	A	1613	G
2	A	1616	A
2	A	1625	G
2	A	1628	A
2	A	1629	G
2	A	1630	U
2	A	1635	A
2	A	1636	A
2	A	1639	G
2	A	1640	A
2	A	1641	U
2	A	1648	A
2	A	1649	C
2	A	1670	G
2	A	1674	G
2	A	1679	A
2	A	1680	A
2	A	1681	U
2	A	1703	G
2	A	1710	A
2	A	1711	G
2	A	1713	U
2	A	1714	A
2	A	1715	A
2	A	1717	U
2	A	1724	G
2	A	1728	U
2	A	1730	U
2	A	1731	A
2	A	1737	A
2	A	1746	G
2	A	1754	G
2	A	1755	A
2	A	1756	G
2	A	1757	U
2	A	1767	U
2	A	1769	G
2	A	1780	G
2	A	1786	G
2	A	1787	A
2	A	1789	A

Continued on next page...

Continued from previous page...

Mol	Chain	Res	Type
2	A	1798	U
2	A	1826	A
2	A	1845	G
2	A	1864	U
2	A	1866	C
2	A	1870	U
2	A	1871	G
2	A	1872	A
2	A	1892	G
2	A	1893	C
2	A	1916	A
2	A	1946	U
2	A	1947	U
2	A	1949	C
2	A	1973	C
2	A	1975	A
2	A	1981	U
2	A	1990	A
2	A	1998	C
2	A	2017	C
2	A	2018	G
2	A	2026	A
2	A	2033	U
2	A	2046	A
2	A	2064	A
2	A	2065	A
2	A	2075	G
2	A	2085	C
2	A	2086	U
2	A	2088	C
2	A	2089	C
2	A	2090	U
2	A	2091	U
2	A	2092	U
2	A	2093	G
2	A	2094	G
2	A	2095	G
2	A	2096	G
2	A	2107	G
2	A	2110	U
2	A	2111	U
2	A	2112	U

Continued on next page...

Continued from previous page...

Mol	Chain	Res	Type
2	A	2123	A
2	A	2130	G
2	A	2137	A
2	A	2138	C
2	A	2140	A
2	A	2141	U
2	A	2142	A
2	A	2148	C
2	A	2151	A
2	A	2153	G
2	A	2154	G
2	A	2160	A
2	A	2161	A
2	A	2163	U
2	A	2164	U
2	A	2179	U
2	A	2184	A
2	A	2190	A
2	A	2191	C
2	A	2194	A
2	A	2195	U
2	A	2196	G
2	A	2215	U
2	A	2217	U
2	A	2221	A
2	A	2226	U
2	A	2244	A
2	A	2247	A
2	A	2251	G
2	A	2255	A
2	A	2256	G
2	A	2257	A
2	A	2263	G
2	A	2267	C
2	A	2276	G
2	A	2279	C
2	A	2280	G
2	A	2284	A
2	A	2285	G
2	A	2316	G
2	A	2320	C
2	A	2323	G

Continued on next page...

Continued from previous page...

Mol	Chain	Res	Type
2	A	2325	U
2	A	2328	G
2	A	2329	G
2	A	2331	U
2	A	2333	G
2	A	2334	U
2	A	2335	G
2	A	2336	U
2	A	2337	A
2	A	2338	G
2	A	2339	G
2	A	2340	A
2	A	2341	U
2	A	2342	A
2	A	2343	G
2	A	2348	G
2	A	2349	A
2	A	2351	A
2	A	2353	U
2	A	2354	G
2	A	2355	U
2	A	2356	G
2	A	2357	A
2	A	2368	C
2	A	2371	G
2	A	2382	G
2	A	2384	C
2	A	2385	G
2	A	2386	U
2	A	2387	U
2	A	2388	G
2	A	2392	A
2	A	2393	A
2	A	2394	A
2	A	2395	U
2	A	2396	A
2	A	2399	A
2	A	2400	C
2	A	2401	U
2	A	2402	C
2	A	2407	C
2	A	2408	G

Continued on next page...

Continued from previous page...

Mol	Chain	Res	Type
2	A	2410	A
2	A	2413	G
2	A	2422	A
2	A	2427	G
2	A	2434	A
2	A	2436	A
2	A	2447	G
2	A	2449	A
2	A	2462	G
2	A	2463	G
2	A	2467	U
2	A	2490	A
2	A	2503	G
2	A	2507	C
2	A	2511	A
2	A	2512	A
2	A	2529	A
2	A	2532	G
2	A	2533	C
2	A	2543	U
2	A	2549	G
2	A	2558	C
2	A	2559	A
2	A	2571	C
2	A	2574	C
2	A	2585	U
2	A	2607	G
2	A	2609	A
2	A	2626	U
2	A	2627	C
2	A	2647	U
2	A	2649	A
2	A	2650	A
2	A	2652	G
2	A	2653	G
2	A	2654	A
2	A	2655	U
2	A	2659	A
2	A	2664	C
2	A	2665	C
2	A	2672	A
2	A	2677	A

Continued on next page...

Continued from previous page...

Mol	Chain	Res	Type
2	A	2694	G
2	A	2699	C
2	A	2700	A
2	A	2705	G
2	A	2715	U
2	A	2722	C
2	A	2726	G
2	A	2729	G
2	A	2737	G
2	A	2742	A
2	A	2744	C
2	A	2759	G
2	A	2778	U
2	A	2786	U
2	A	2788	A
2	A	2790	A
2	A	2791	G
2	A	2796	A
2	A	2797	C
2	A	2810	U
2	A	2826	A
2	A	2827	G
2	A	2833	U
2	A	2837	U
2	A	2839	U
2	A	2853	C
2	A	2865	G
2	A	2870	C
2	A	2878	A
2	A	2887	G
2	A	2913	U
2	A	2915	C
2	A	2926	A
2	A	2936	C
2	A	2938	G
2	A	2950	C
2	A	2953	U
2	A	2956	G
2	A	2957	A
2	A	2968	G
2	A	2972	A
2	A	2981	A

Continued on next page...

Continued from previous page...

Mol	Chain	Res	Type
2	A	2985	G
2	A	3002	A
2	A	3009	U
2	A	3014	A
2	A	3015	C
2	A	3021	A
2	A	3022	G
2	A	3023	G
2	A	3029	U
2	A	3042	A
2	A	3056	A
2	A	3082	U
2	A	3088	C
2	A	3093	A
2	A	3098	G
2	A	3100	A
2	A	3101	C
2	A	3104	A
2	A	3105	C
2	A	3106	C
2	A	3112	A
2	A	3115	A
3	B	3	U
3	B	4	A
3	B	7	G
3	B	9	G
3	B	11	U
3	B	12	C
3	B	13	C
3	B	14	A
3	B	30	G
3	B	31	C
3	B	42	C
3	B	57	U
3	B	67	A
3	B	87	U
3	B	89	C
3	B	90	G
3	B	103	G
3	B	107	A

All (25) RNA pucker outliers are listed below:

Mol	Chain	Res	Type
2	A	89	A
2	A	97	U
2	A	316	U
2	A	336	C
2	A	357	U
2	A	445	U
2	A	641	U
2	A	643	G
2	A	974	G
2	A	980	C
2	A	981	U
2	A	1004	C
2	A	1010	U
2	A	1046	C
2	A	1084	U
2	A	1186	G
2	A	1535	C
2	A	1597	G
2	A	1730	U
2	A	2088	C
2	A	2094	G
2	A	2350	G
2	A	2381	A
2	A	2698	C
3	B	10	G

5.4 Non-standard residues in protein, DNA, RNA chains [i](#)

There are no non-standard protein/DNA/RNA residues in this entry.

5.5 Carbohydrates [i](#)

There are no monosaccharides in this entry.

5.6 Ligand geometry [i](#)

1 ligand is modelled in this entry.

In the following table, the Counts columns list the number of bonds (or angles) for which Mogul statistics could be retrieved, the number of bonds (or angles) that are observed in the model and the number of bonds (or angles) that are defined in the Chemical Component Dictionary. The Link column lists molecule types, if any, to which the group is linked. The Z score for a bond

length (or angle) is the number of standard deviations the observed value is removed from the expected value. A bond length (or angle) with $|Z| > 2$ is considered an outlier worth inspection. RMSZ is the root-mean-square of all Z scores of the bond lengths (or angles).

Mol	Type	Chain	Res	Link	Bond lengths			Bond angles		
					Counts	RMSZ	# Z > 2	Counts	RMSZ	# Z > 2
35	ERY	A	3201	-	53,53,53	1.23	3 (5%)	82,82,82	1.83	25 (30%)

In the following table, the Chirals column lists the number of chiral outliers, the number of chiral centers analysed, the number of these observed in the model and the number defined in the Chemical Component Dictionary. Similar counts are reported in the Torsion and Rings columns. '-' means no outliers of that kind were identified.

Mol	Type	Chain	Res	Link	Chirals	Torsions	Rings
35	ERY	A	3201	-	-	20/72/107/107	0/3/3/3

All (3) bond length outliers are listed below:

Mol	Chain	Res	Type	Atoms	Z	Observed(Å)	Ideal(Å)
35	A	3201	ERY	C6-C5	3.01	1.61	1.55
35	A	3201	ERY	C22-C23	2.73	1.60	1.52
35	A	3201	ERY	O10-C6	-2.61	1.40	1.44

All (25) bond angle outliers are listed below:

Mol	Chain	Res	Type	Atoms	Z	Observed(°)	Ideal(°)
35	A	3201	ERY	O3-C3-C4	5.39	114.72	108.22
35	A	3201	ERY	O7-C5-C6	4.57	112.02	106.39
35	A	3201	ERY	O6-C17-C16	-4.30	103.08	111.12
35	A	3201	ERY	O7-C5-C4	-3.22	106.72	111.54
35	A	3201	ERY	C6-C5-C4	-3.07	109.70	114.05
35	A	3201	ERY	C13-C12-C11	2.96	114.14	108.28
35	A	3201	ERY	O13-C12-C13	-2.94	102.55	107.28
35	A	3201	ERY	O8-C23-C22	-2.91	102.97	110.05
35	A	3201	ERY	C14-O3-C3	2.91	120.54	114.66
35	A	3201	ERY	O2-C13-C12	2.70	111.69	107.29
35	A	3201	ERY	C2-C3-C4	-2.59	105.56	113.05
35	A	3201	ERY	C14-O4-C18	2.58	120.80	113.84
35	A	3201	ERY	O12-C11-C10	-2.58	106.86	110.71
35	A	3201	ERY	O5-C16-C17	2.57	107.62	103.81
35	A	3201	ERY	C16-C15-C14	-2.51	110.71	115.07
35	A	3201	ERY	O2-C13-C36	-2.50	102.64	107.40
35	A	3201	ERY	O5-C16-C15	-2.42	109.08	112.96
35	A	3201	ERY	C27-C26-C25	-2.38	109.66	113.40

Continued on next page...

Continued from previous page...

Mol	Chain	Res	Type	Atoms	Z	Observed(°)	Ideal(°)
35	A	3201	ERY	C30-C2-C3	-2.36	107.57	112.92
35	A	3201	ERY	C32-C6-C5	2.35	114.24	110.12
35	A	3201	ERY	O3-C14-O4	-2.30	102.42	109.86
35	A	3201	ERY	C36-C13-C12	-2.21	111.00	115.20
35	A	3201	ERY	C22-O7-C5	2.18	120.03	116.25
35	A	3201	ERY	O2-C1-O1	-2.16	119.90	123.94
35	A	3201	ERY	C12-C11-C10	-2.05	113.86	116.43

There are no chirality outliers.

All (20) torsion outliers are listed below:

Mol	Chain	Res	Type	Atoms
35	A	3201	ERY	C9-C10-C11-C12
35	A	3201	ERY	C9-C10-C11-O12
35	A	3201	ERY	C34-C10-C11-C12
35	A	3201	ERY	C34-C10-C11-O12
35	A	3201	ERY	C11-C12-C13-O2
35	A	3201	ERY	C11-C12-C13-C36
35	A	3201	ERY	C35-C12-C13-O2
35	A	3201	ERY	C35-C12-C13-C36
35	A	3201	ERY	O13-C12-C13-O2
35	A	3201	ERY	O13-C12-C13-C36
35	A	3201	ERY	C2-C1-O2-C13
35	A	3201	ERY	O1-C1-O2-C13
35	A	3201	ERY	C15-C14-O3-C3
35	A	3201	ERY	O7-C5-C6-C7
35	A	3201	ERY	O4-C14-O3-C3
35	A	3201	ERY	C4-C5-C6-O10
35	A	3201	ERY	C25-C24-N1-C29
35	A	3201	ERY	C23-C24-N1-C28
35	A	3201	ERY	C4-C5-C6-C7
35	A	3201	ERY	C30-C2-C3-C4

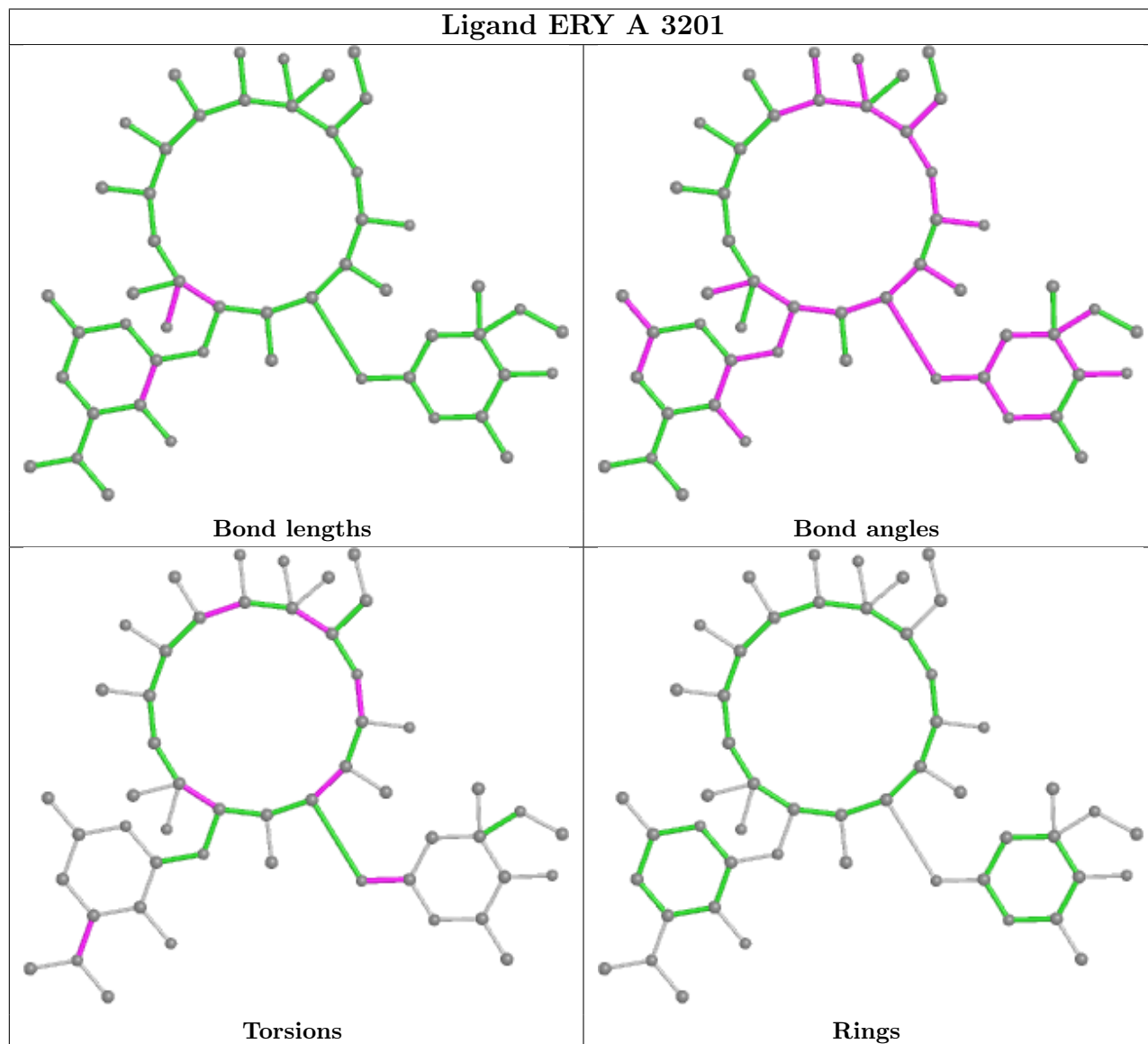
There are no ring outliers.

1 monomer is involved in 4 short contacts:

Mol	Chain	Res	Type	Clashes	Symm-Clashes
35	A	3201	ERY	4	0

The following is a two-dimensional graphical depiction of Mogul quality analysis of bond lengths, bond angles, torsion angles, and ring geometry for all instances of the Ligand of Interest. In

addition, ligands with molecular weight > 250 and outliers as shown on the validation Tables will also be included. For torsion angles, if less than 5% of the Mogul distribution of torsion angles is within 10 degrees of the torsion angle in question, then that torsion angle is considered an outlier. Any bond that is central to one or more torsion angles identified as an outlier by Mogul will be highlighted in the graph. For rings, the root-mean-square deviation (RMSD) between the ring in question and similar rings identified by Mogul is calculated over all ring torsion angles. If the average RMSD is greater than 60 degrees and the minimal RMSD between the ring in question and any Mogul-identified rings is also greater than 60 degrees, then that ring is considered an outlier. The outliers are highlighted in purple. The color gray indicates Mogul did not find sufficient equivalents in the CSD to analyse the geometry.



5.7 Other polymers [i](#)

There are no such residues in this entry.

5.8 Polymer linkage issues

There are no chain breaks in this entry.

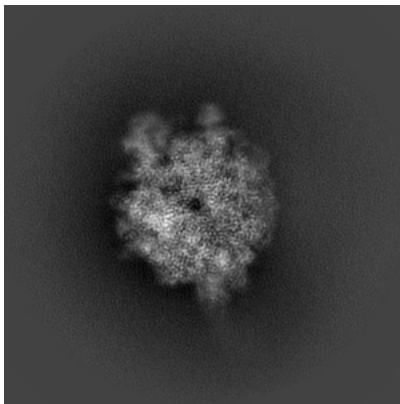
6 Map visualisation [i](#)

This section contains visualisations of the EMDB entry EMD-38788. These allow visual inspection of the internal detail of the map and identification of artifacts.

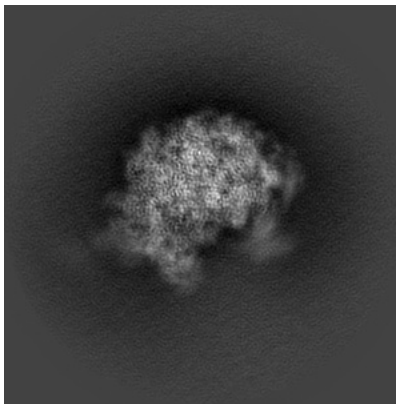
Images derived from a raw map, generated by summing the deposited half-maps, are presented below the corresponding image components of the primary map to allow further visual inspection and comparison with those of the primary map.

6.1 Orthogonal projections [i](#)

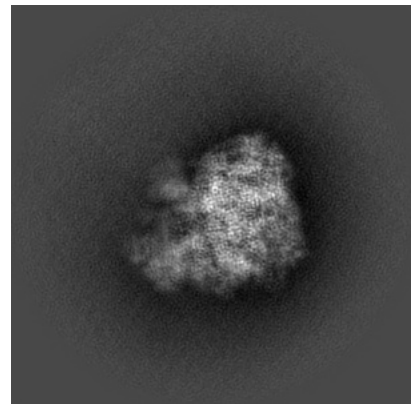
6.1.1 Primary map



X

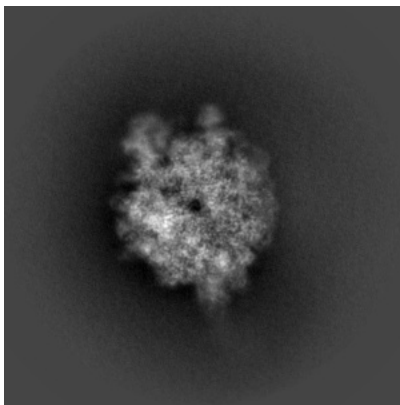


Y

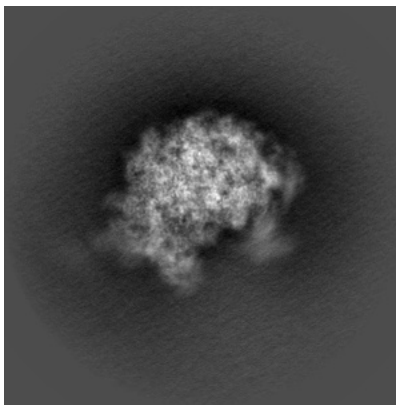


Z

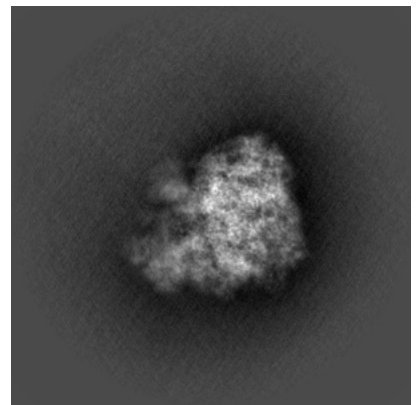
6.1.2 Raw map



X



Y

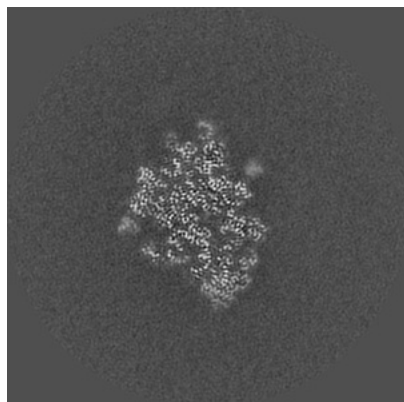


Z

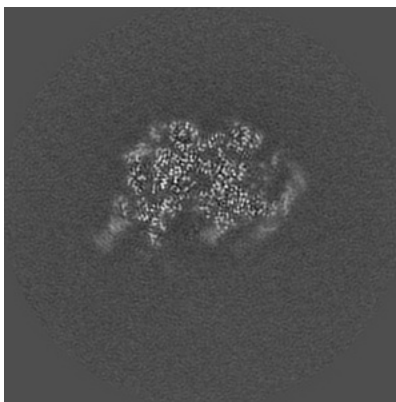
The images above show the map projected in three orthogonal directions.

6.2 Central slices [i](#)

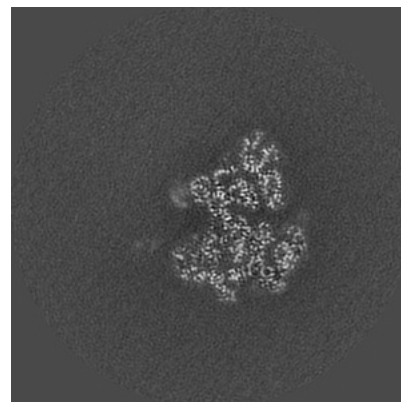
6.2.1 Primary map



X Index: 210

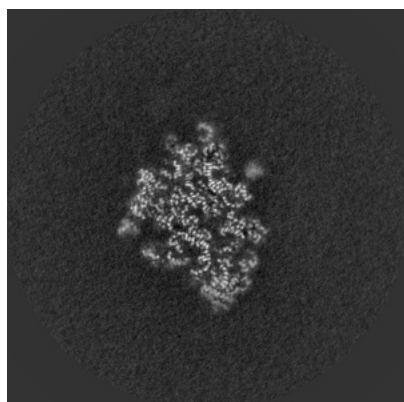


Y Index: 210

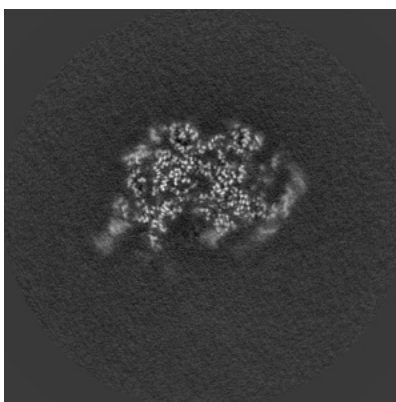


Z Index: 210

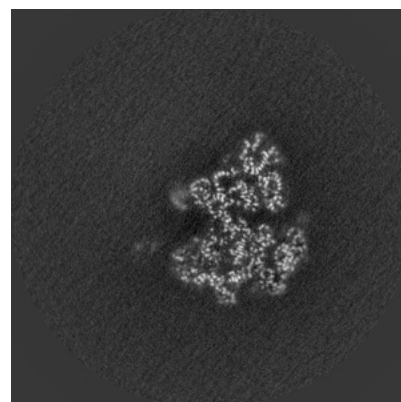
6.2.2 Raw map



X Index: 210



Y Index: 210

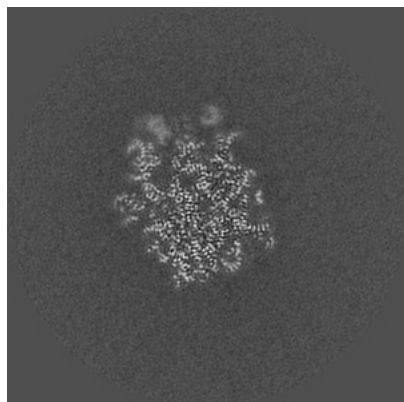


Z Index: 210

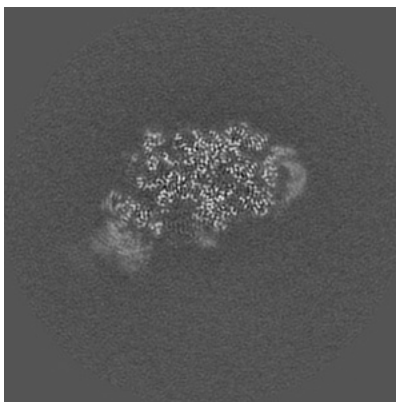
The images above show central slices of the map in three orthogonal directions.

6.3 Largest variance slices [i](#)

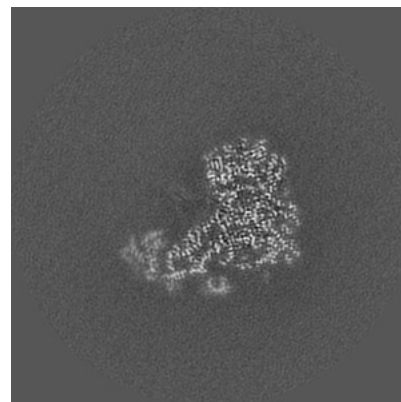
6.3.1 Primary map



X Index: 230

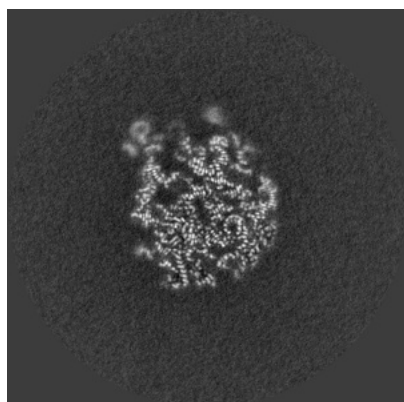


Y Index: 219

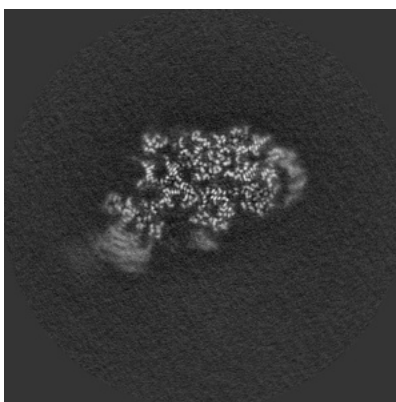


Z Index: 191

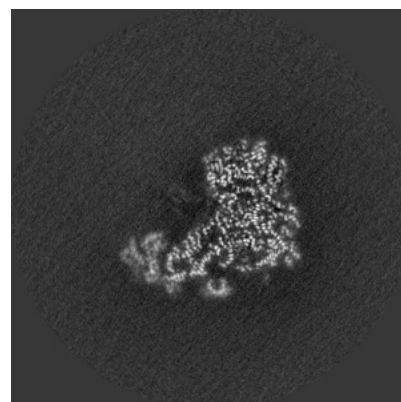
6.3.2 Raw map



X Index: 245



Y Index: 222




Z Index: 191


The images above show the largest variance slices of the map in three orthogonal directions.

6.4 Orthogonal standard-deviation projections (False-color) [i](#)

6.4.1 Primary map



6.4.2 Raw map



The images above show the map standard deviation projections with false color in three orthogonal directions. Minimum values are shown in green, max in blue, and dark to light orange shades represent small to large values respectively.

6.5 Orthogonal surface views [i](#)

6.5.1 Primary map



X



Y



Z

The images above show the 3D surface view of the map at the recommended contour level 3.6. These images, in conjunction with the slice images, may facilitate assessment of whether an appropriate contour level has been provided.

6.5.2 Raw map



X



Y



Z

These images show the 3D surface of the raw map. The raw map's contour level was selected so that its surface encloses the same volume as the primary map does at its recommended contour level.

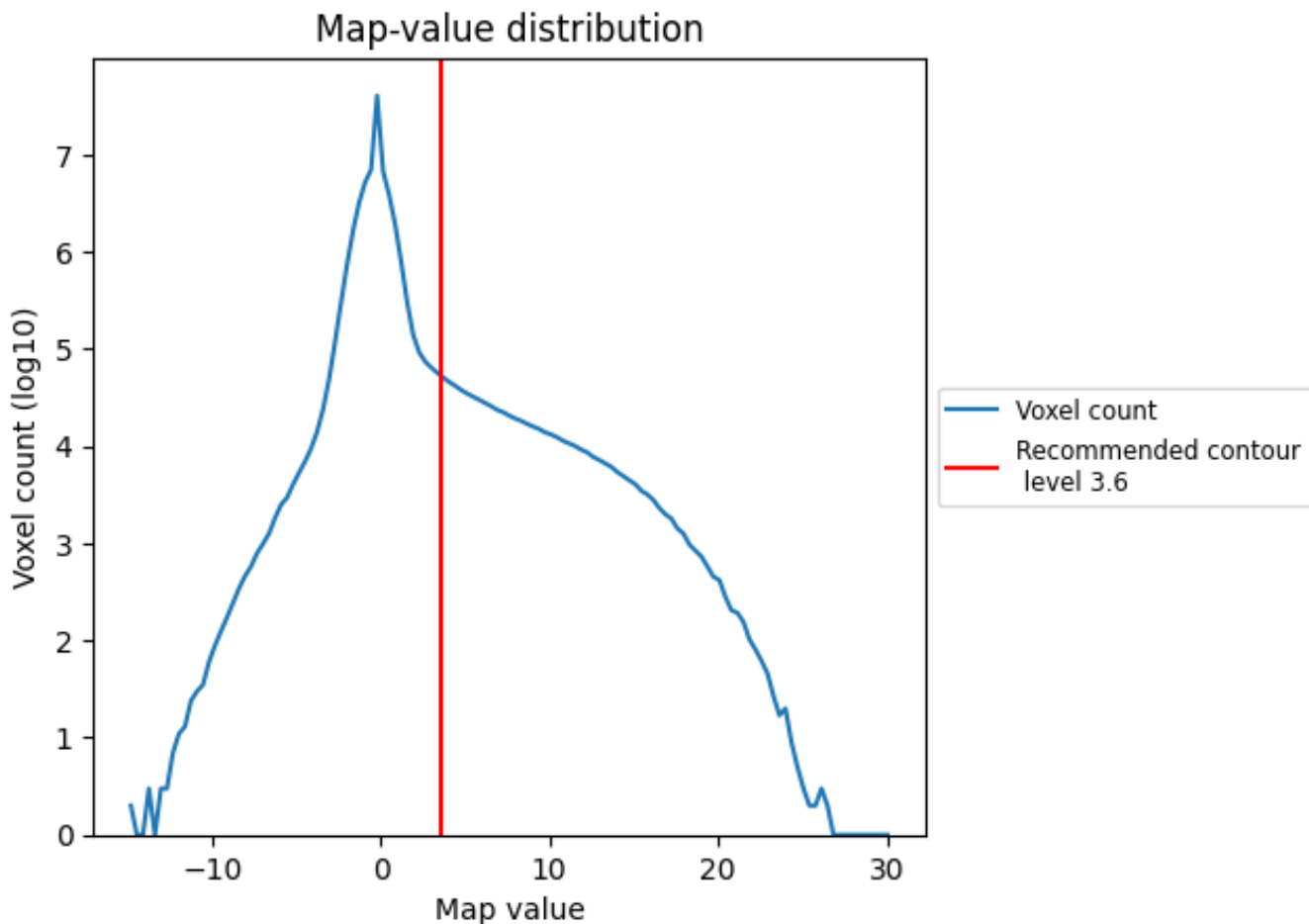
6.6 Mask visualisation [i](#)

This section was not generated. No masks/segmentation were deposited.

7 Map analysis [i](#)

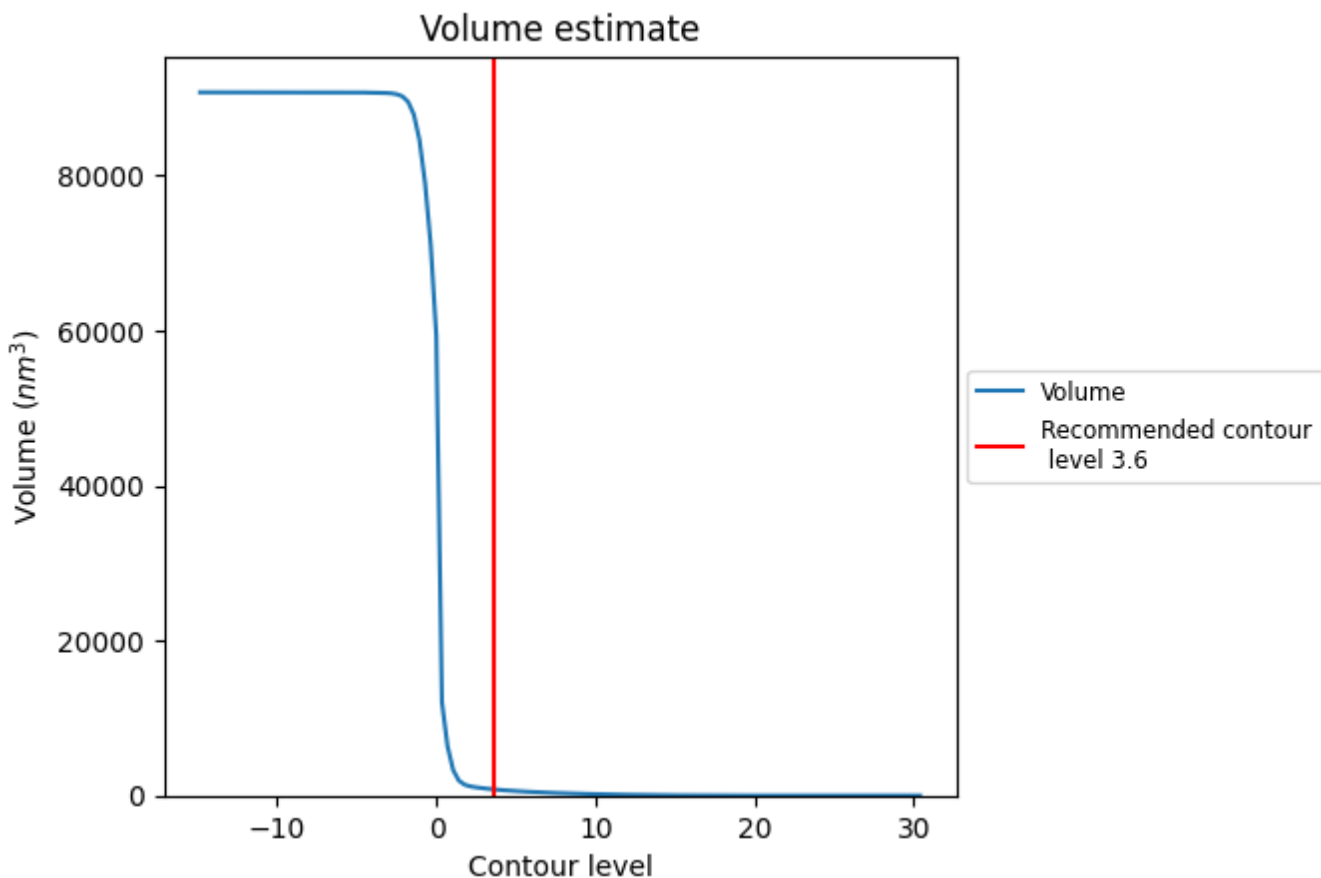
This section contains the results of statistical analysis of the map.

7.1 Map-value distribution [i](#)



The map-value distribution is plotted in 128 intervals along the x-axis. The y-axis is logarithmic. A spike in this graph at zero usually indicates that the volume has been masked.

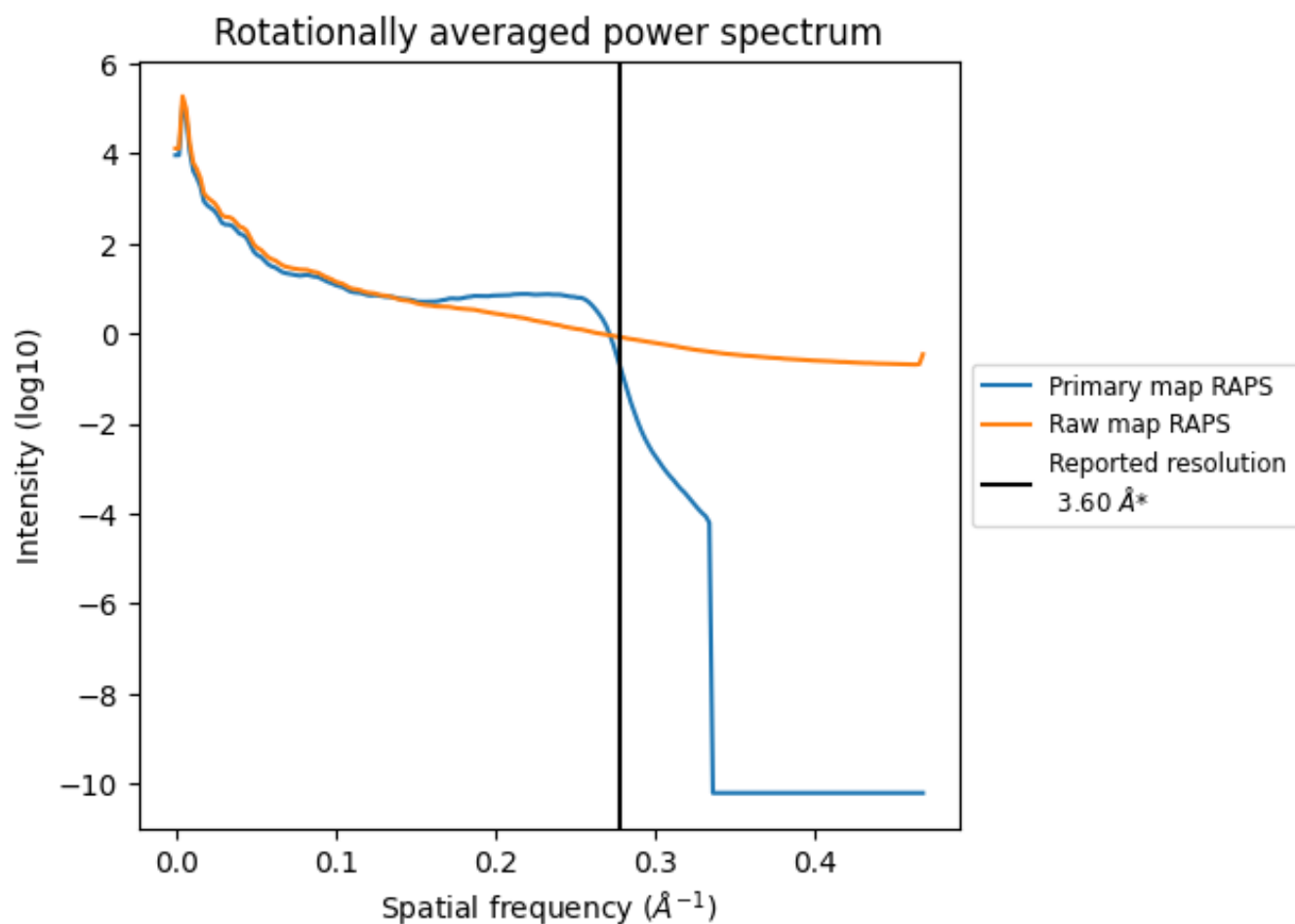
7.2 Volume estimate [i](#)



The volume at the recommended contour level is 803 nm^3 ; this corresponds to an approximate mass of 725 kDa.

The volume estimate graph shows how the enclosed volume varies with the contour level. The recommended contour level is shown as a vertical line and the intersection between the line and the curve gives the volume of the enclosed surface at the given level.

7.3 Rotationally averaged power spectrum [i](#)

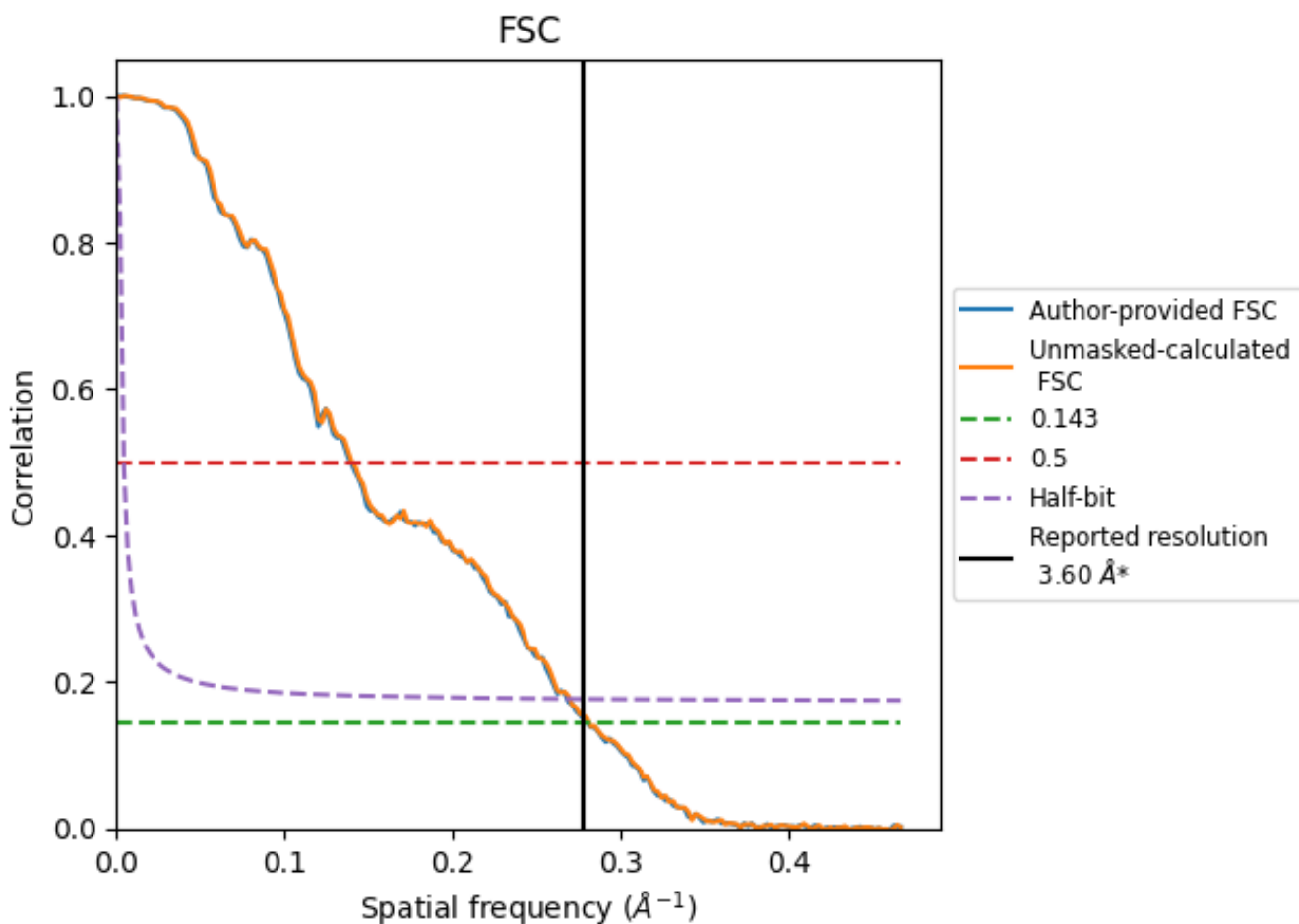


*Reported resolution corresponds to spatial frequency of 0.278 Å⁻¹

8 Fourier-Shell correlation [i](#)

Fourier-Shell Correlation (FSC) is the most commonly used method to estimate the resolution of single-particle and subtomogram-averaged maps. The shape of the curve depends on the imposed symmetry, mask and whether or not the two 3D reconstructions used were processed from a common reference. The reported resolution is shown as a black line. A curve is displayed for the half-bit criterion in addition to lines showing the 0.143 gold standard cut-off and 0.5 cut-off.

8.1 FSC [i](#)



*Reported resolution corresponds to spatial frequency of 0.278 Å⁻¹

8.2 Resolution estimates [i](#)

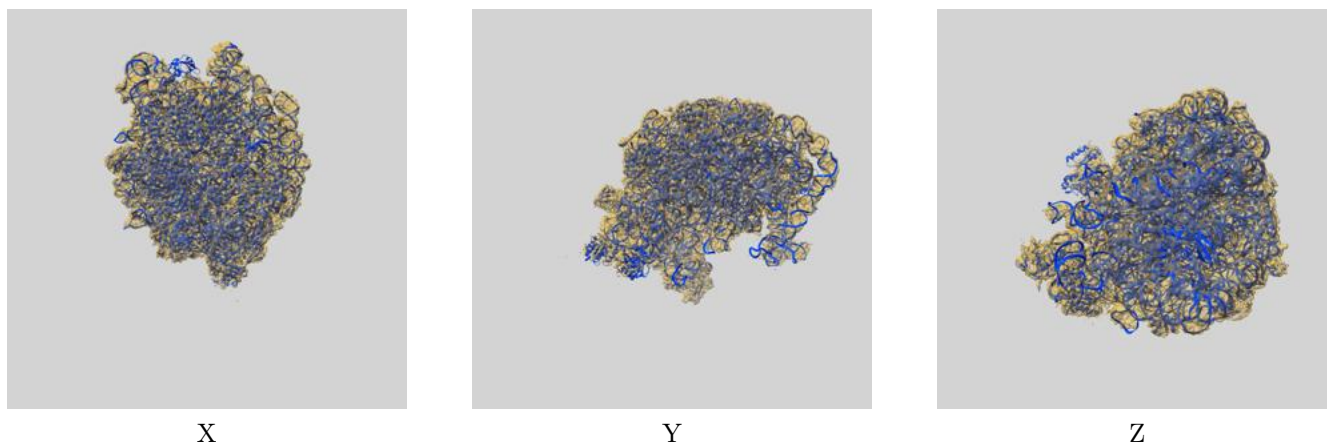
Resolution estimate (Å)	Estimation criterion (FSC cut-off)		
	0.143	0.5	Half-bit
Reported by author	3.60	-	-
Author-provided FSC curve	3.56	7.17	3.73
Unmasked-calculated*	3.55	7.13	3.71

*Resolution estimate based on FSC curve calculated by comparison of deposited half-maps.

9 Map-model fit [i](#)

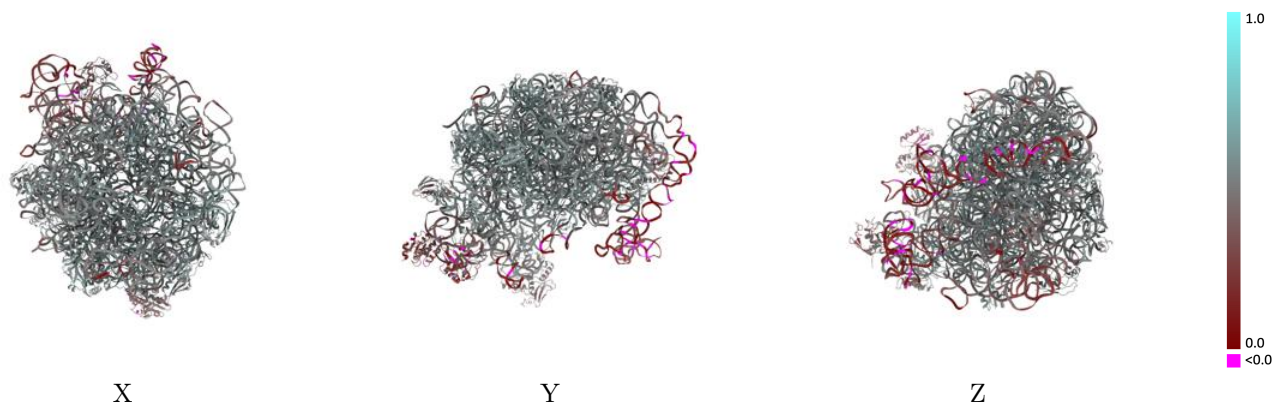
This section contains information regarding the fit between EMDB map EMD-38788 and PDB model 8XZ3. Per-residue inclusion information can be found in section 3 on page 11.

9.1 Map-model overlay [i](#)



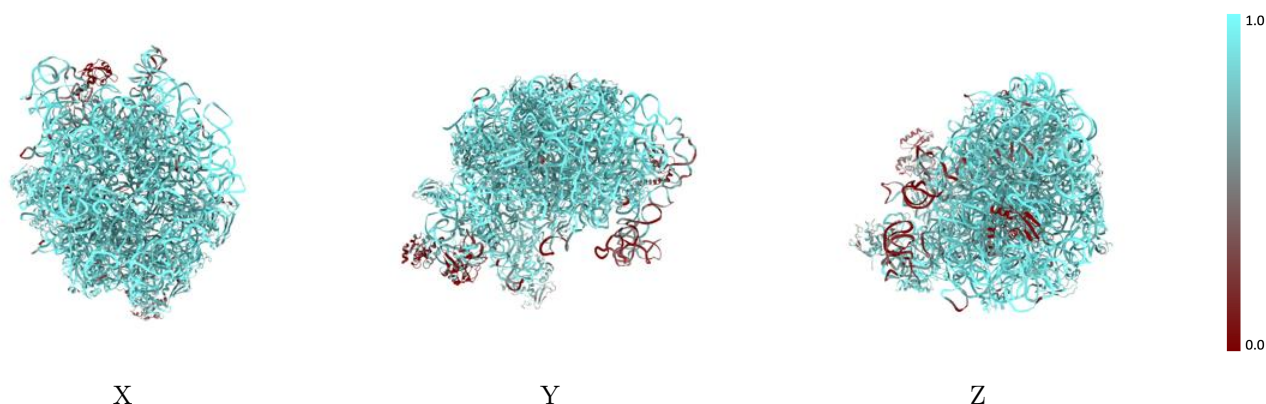
The images above show the 3D surface view of the map at the recommended contour level 3.6 at 50% transparency in yellow overlaid with a ribbon representation of the model coloured in blue. These images allow for the visual assessment of the quality of fit between the atomic model and the map.

9.2 Q-score mapped to coordinate model [i](#)



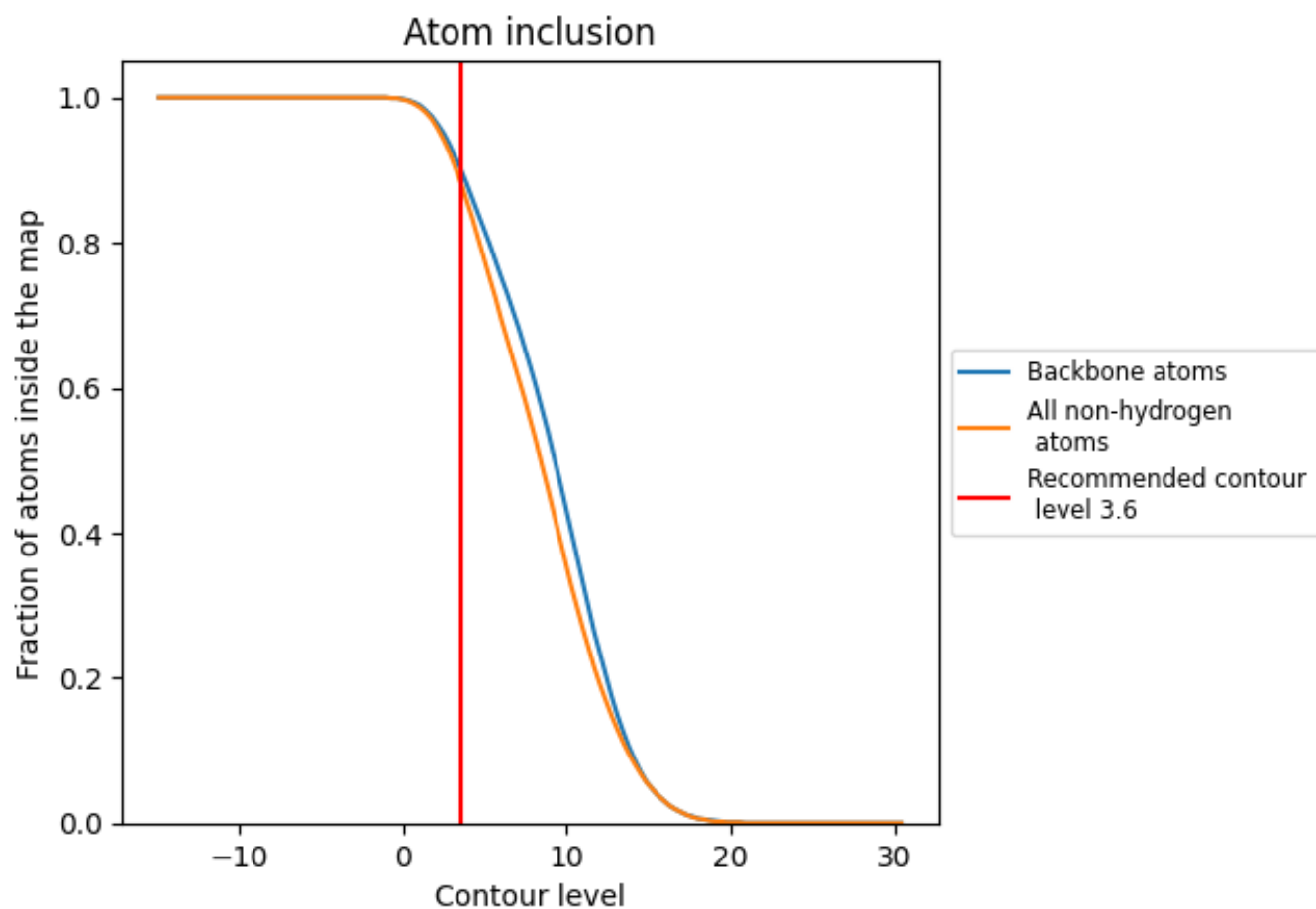
The images above show the model with each residue coloured according to its Q-score. This shows their resolvability in the map with higher Q-score values reflecting better resolvability. Please note: Q-score is calculating the resolvability of atoms, and thus high values are only expected at resolutions at which atoms can be resolved. Low Q-score values may therefore be expected for many entries.

9.3 Atom inclusion mapped to coordinate model [i](#)



The images above show the model with each residue coloured according to its atom inclusion. This shows to what extent they are inside the map at the recommended contour level (3.6).







































































9.4 Atom inclusion [i](#)



At the recommended contour level, 90% of all backbone atoms, 88% of all non-hydrogen atoms, are inside the map.

9.5 Map-model fit summary

The table lists the average atom inclusion at the recommended contour level (3.6) and Q-score for the entire model and for each chain.

Chain	Atom inclusion	Q-score
All	 0.8800	 0.4730
3	 0.8440	 0.5460
A	 0.9100	 0.4610
B	 0.9600	 0.4680
C	 0.9030	 0.5450
D	 0.9100	 0.5490
E	 0.8730	 0.5280
F	 0.7480	 0.4200
G	 0.8430	 0.4760
H	 0.2490	 0.4160
I	 0.3230	 0.2700
J	 0.2280	 0.2490
K	 0.9150	 0.5500
L	 0.8770	 0.5380
M	 0.8870	 0.5330
N	 0.8650	 0.5440
O	 0.8990	 0.5460
P	 0.8970	 0.5020
Q	 0.8160	 0.5270
R	 0.9310	 0.5420
S	 0.9070	 0.5540
T	 0.9040	 0.5510
U	 0.8450	 0.5220
V	 0.8000	 0.4990
W	 0.8050	 0.5100
X	 0.8900	 0.5390
Y	 0.8850	 0.5290
Z	 0.8750	 0.5130
a	 0.9150	 0.5410
b	 0.9000	 0.5490
c	 0.8120	 0.5400
d	 0.9170	 0.5610
e	 0.7060	 0.5440
f	 0.9060	 0.5600
g	 0.5750	 0.3330

