



# Full wwPDB X-ray Structure Validation Report ⓘ

Feb 5, 2024 – 02:26 AM EST

PDB ID : 1Y0V  
Title : Crystal structure of anthrax edema factor (EF) in complex with calmodulin and pyrophosphate  
Authors : Shen, Y.; Zhukovskaya, N.L.; Guo, Q.; Florian, J.; Tang, W.-J.  
Deposited on : 2004-11-16  
Resolution : 3.60 Å (reported)

This is a Full wwPDB X-ray Structure Validation Report for a publicly released PDB entry.

We welcome your comments at [validation@mail.wwpdb.org](mailto:validation@mail.wwpdb.org)

A user guide is available at

<https://www.wwpdb.org/validation/2017/XrayValidationReportHelp>

with specific help available everywhere you see the ⓘ symbol.

The types of validation reports are described at

<http://www.wwpdb.org/validation/2017/FAQs#types>.

---

The following versions of software and data (see [references ⓘ](#)) were used in the production of this report:

MolProbity : 4.02b-467  
Mogul : 1.8.5 (274361), CSD as541be (2020)  
Xtriage (Phenix) : 1.13  
EDS : 2.36  
Percentile statistics : 20191225.v01 (using entries in the PDB archive December 25th 2019)  
Refmac : 5.8.0158  
CCP4 : 7.0.044 (Gargrove)  
Ideal geometry (proteins) : Engh & Huber (2001)  
Ideal geometry (DNA, RNA) : Parkinson et al. (1996)  
Validation Pipeline (wwPDB-VP) : 2.36

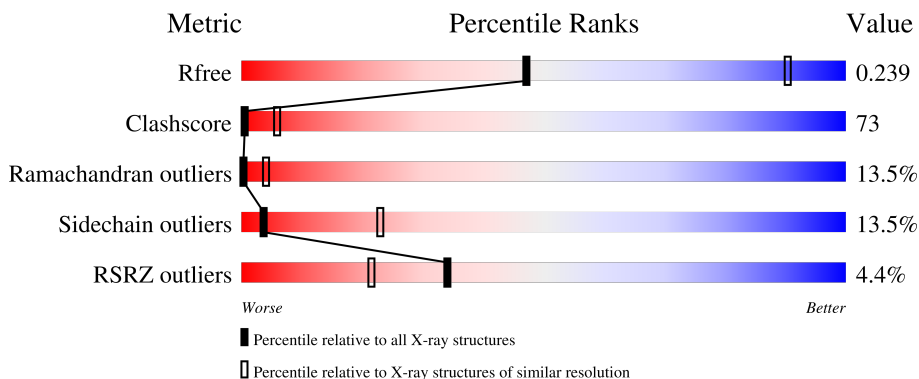
# 1 Overall quality at a glance

The following experimental techniques were used to determine the structure:

*X-RAY DIFFRACTION*

The reported resolution of this entry is 3.60 Å.

Percentile scores (ranging between 0-100) for global validation metrics of the entry are shown in the following graphic. The table shows the number of entries on which the scores are based.



Metric	Whole archive (#Entries)	Similar resolution (#Entries, resolution range(Å))
$R_{free}$	130704	1257 (3.70-3.50)
Clashscore	141614	1353 (3.70-3.50)
Ramachandran outliers	138981	1307 (3.70-3.50)
Sidechain outliers	138945	1307 (3.70-3.50)
RSRZ outliers	127900	1161 (3.70-3.50)

The table below summarises the geometric issues observed across the polymeric chains and their fit to the electron density. The red, orange, yellow and green segments of the lower bar indicate the fraction of residues that contain outliers for  $\geq 3$ , 2, 1 and 0 types of geometric quality criteria respectively. A grey segment represents the fraction of residues that are not modelled. The numeric value for each fraction is indicated below the corresponding segment, with a dot representing fractions  $\leq 5\%$ . The upper red bar (where present) indicates the fraction of residues that have poor fit to the electron density. The numeric value is given above the bar.

Mol	Chain	Length	Quality of chain
1	A	777	 5% 20% 56% 17% • 5%
1	B	777	 5% 19% 57% 17% • 5%
1	C	777	 5% 19% 57% 17% • 5%
1	D	777	 4% 19% 57% 17% • 5%
1	E	777	 5% 20% 56% 17% • 5%

Continued on next page...

*Continued from previous page...*

Mol	Chain	Length	Quality of chain
1	F	777	 5% 19% 57% 16% 5%
2	H	146	 15% 64% 19%
2	I	146	 2% 16% 64% 19%
2	J	146	 16% 64% 18%
2	K	146	 16% 64% 18%
2	L	146	 15% 66% 18%
2	M	146	 3% 16% 64% 19%

## 2 Entry composition [i](#)

There are 5 unique types of molecules in this entry. The entry contains 42906 atoms, of which 0 are hydrogens and 0 are deuteriums.

In the tables below, the ZeroOcc column contains the number of atoms modelled with zero occupancy, the AltConf column contains the number of residues with at least one atom in alternate conformation and the Trace column contains the number of residues modelled with at most 2 atoms.

- Molecule 1 is a protein called Calmodulin-sensitive adenylate cyclase.

Mol	Chain	Residues	Atoms					ZeroOcc	AltConf	Trace
			Total	C	N	O	S			
1	A	735	5992	3828	995	1163	6	0	0	0
1	B	735	5992	3828	995	1163	6	0	0	0
1	C	735	5992	3828	995	1163	6	0	0	0
1	D	735	5992	3828	995	1163	6	0	0	0
1	E	735	5992	3828	995	1163	6	0	0	0
1	F	735	5992	3828	995	1163	6	0	0	0

There are 54 discrepancies between the modelled and reference sequences:

Chain	Residue	Modelled	Actual	Comment	Reference
A	24	MET	-	cloning artifact	UNP P40136
A	25	HIS	-	cloning artifact	UNP P40136
A	26	HIS	-	cloning artifact	UNP P40136
A	27	HIS	-	cloning artifact	UNP P40136
A	28	HIS	-	cloning artifact	UNP P40136
A	29	HIS	-	cloning artifact	UNP P40136
A	30	HIS	-	cloning artifact	UNP P40136
A	31	ALA	-	cloning artifact	UNP P40136
A	32	ALA	-	cloning artifact	UNP P40136
B	24	MET	-	cloning artifact	UNP P40136
B	25	HIS	-	cloning artifact	UNP P40136
B	26	HIS	-	cloning artifact	UNP P40136
B	27	HIS	-	cloning artifact	UNP P40136
B	28	HIS	-	cloning artifact	UNP P40136
B	29	HIS	-	cloning artifact	UNP P40136
B	30	HIS	-	cloning artifact	UNP P40136
B	31	ALA	-	cloning artifact	UNP P40136

*Continued on next page...*

*Continued from previous page...*

Chain	Residue	Modelled	Actual	Comment	Reference
B	32	ALA	-	cloning artifact	UNP P40136
C	24	MET	-	cloning artifact	UNP P40136
C	25	HIS	-	cloning artifact	UNP P40136
C	26	HIS	-	cloning artifact	UNP P40136
C	27	HIS	-	cloning artifact	UNP P40136
C	28	HIS	-	cloning artifact	UNP P40136
C	29	HIS	-	cloning artifact	UNP P40136
C	30	HIS	-	cloning artifact	UNP P40136
C	31	ALA	-	cloning artifact	UNP P40136
C	32	ALA	-	cloning artifact	UNP P40136
D	24	MET	-	cloning artifact	UNP P40136
D	25	HIS	-	cloning artifact	UNP P40136
D	26	HIS	-	cloning artifact	UNP P40136
D	27	HIS	-	cloning artifact	UNP P40136
D	28	HIS	-	cloning artifact	UNP P40136
D	29	HIS	-	cloning artifact	UNP P40136
D	30	HIS	-	cloning artifact	UNP P40136
D	31	ALA	-	cloning artifact	UNP P40136
D	32	ALA	-	cloning artifact	UNP P40136
E	24	MET	-	cloning artifact	UNP P40136
E	25	HIS	-	cloning artifact	UNP P40136
E	26	HIS	-	cloning artifact	UNP P40136
E	27	HIS	-	cloning artifact	UNP P40136
E	28	HIS	-	cloning artifact	UNP P40136
E	29	HIS	-	cloning artifact	UNP P40136
E	30	HIS	-	cloning artifact	UNP P40136
E	31	ALA	-	cloning artifact	UNP P40136
E	32	ALA	-	cloning artifact	UNP P40136
F	24	MET	-	cloning artifact	UNP P40136
F	25	HIS	-	cloning artifact	UNP P40136
F	26	HIS	-	cloning artifact	UNP P40136
F	27	HIS	-	cloning artifact	UNP P40136
F	28	HIS	-	cloning artifact	UNP P40136
F	29	HIS	-	cloning artifact	UNP P40136
F	30	HIS	-	cloning artifact	UNP P40136
F	31	ALA	-	cloning artifact	UNP P40136
F	32	ALA	-	cloning artifact	UNP P40136

- Molecule 2 is a protein called Calmodulin.

Mol	Chain	Residues	Atoms				ZeroOcc	AltConf	Trace
			Total	C	N	O	S		
2	H	146	1146	702	185	250	9	0	0

*Continued on next page...*

Continued from previous page...

Mol	Chain	Residues	Atoms					ZeroOcc	AltConf	Trace
2	I	146	Total	C	N	O	S	0	0	0
			1146	702	185	250	9			
2	J	146	Total	C	N	O	S	0	0	0
			1146	702	185	250	9			
2	K	146	Total	C	N	O	S	0	0	0
			1146	702	185	250	9			
2	L	146	Total	C	N	O	S	0	0	0
			1146	702	185	250	9			
2	M	146	Total	C	N	O	S	0	0	0
			1146	702	185	250	9			

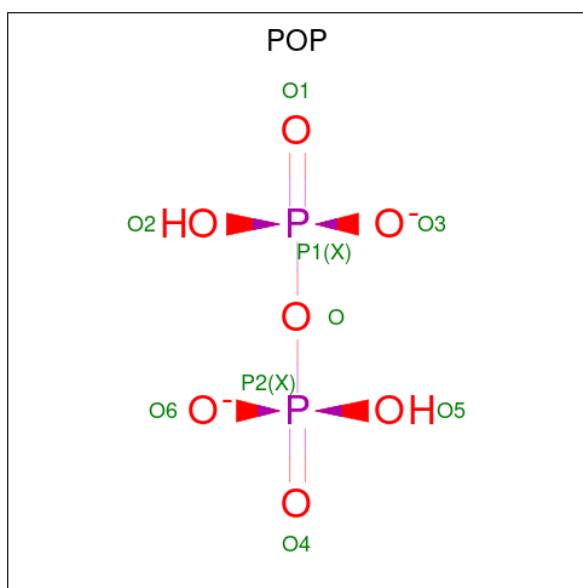
There are 12 discrepancies between the modelled and reference sequences:

Chain	Residue	Modelled	Actual	Comment	Reference
H	3	ALA	-	cloning artifact	UNP P62155
H	4	ALA	-	cloning artifact	UNP P62155
I	3	ALA	-	cloning artifact	UNP P62155
I	4	ALA	-	cloning artifact	UNP P62155
J	3	ALA	-	cloning artifact	UNP P62155
J	4	ALA	-	cloning artifact	UNP P62155
K	3	ALA	-	cloning artifact	UNP P62155
K	4	ALA	-	cloning artifact	UNP P62155
L	3	ALA	-	cloning artifact	UNP P62155
L	4	ALA	-	cloning artifact	UNP P62155
M	3	ALA	-	cloning artifact	UNP P62155
M	4	ALA	-	cloning artifact	UNP P62155

- Molecule 3 is MAGNESIUM ION (three-letter code: MG) (formula: Mg).

Mol	Chain	Residues	Atoms		ZeroOcc	AltConf
3	A	1	Total	Mg	0	0
			1	1		
3	B	1	Total	Mg	0	0
			1	1		
3	C	1	Total	Mg	0	0
			1	1		
3	D	1	Total	Mg	0	0
			1	1		
3	E	1	Total	Mg	0	0
			1	1		
3	F	1	Total	Mg	0	0
			1	1		

- Molecule 4 is PYROPHOSPHATE 2- (three-letter code: POP) (formula:  $\text{H}_2\text{O}_7\text{P}_2$ ).



Mol	Chain	Residues	Atoms	ZeroOcc	AltConf
4	A	1	Total O P 9 7 2	0	0
4	B	1	Total O P 9 7 2	0	0
4	C	1	Total O P 9 7 2	0	0
4	D	1	Total O P 9 7 2	0	0
4	E	1	Total O P 9 7 2	0	0
4	F	1	Total O P 9 7 2	0	0

- Molecule 5 is CALCIUM ION (three-letter code: CA) (formula: Ca).

Mol	Chain	Residues	Atoms	ZeroOcc	AltConf
5	H	3	Total Ca 3 3	0	0
5	I	3	Total Ca 3 3	0	0
5	J	3	Total Ca 3 3	0	0
5	K	3	Total Ca 3 3	0	0
5	L	3	Total Ca 3 3	0	0

Continued on next page...

*Continued from previous page...*

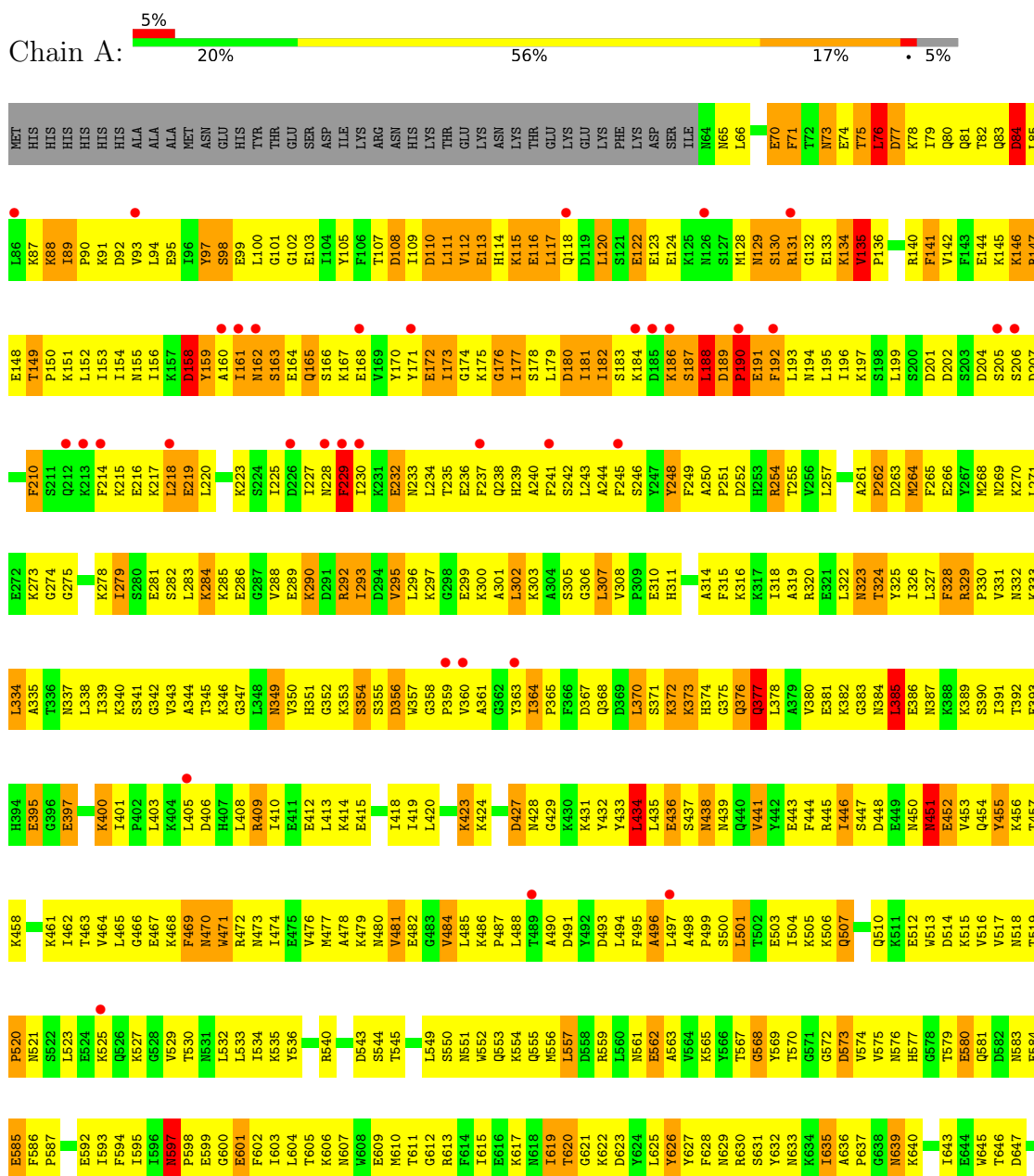
<b>Mol</b>	<b>Chain</b>	<b>Residues</b>	<b>Atoms</b>		<b>ZeroOcc</b>	<b>AltConf</b>
5	M	3	Total 3	Ca 3	0	0

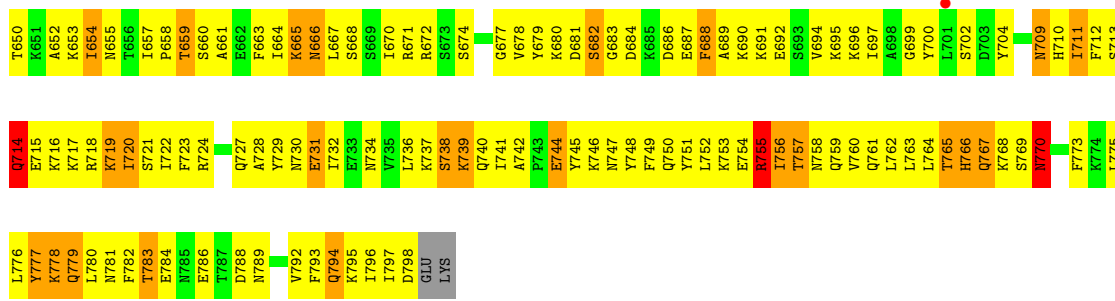


### 3 Residue-property plots

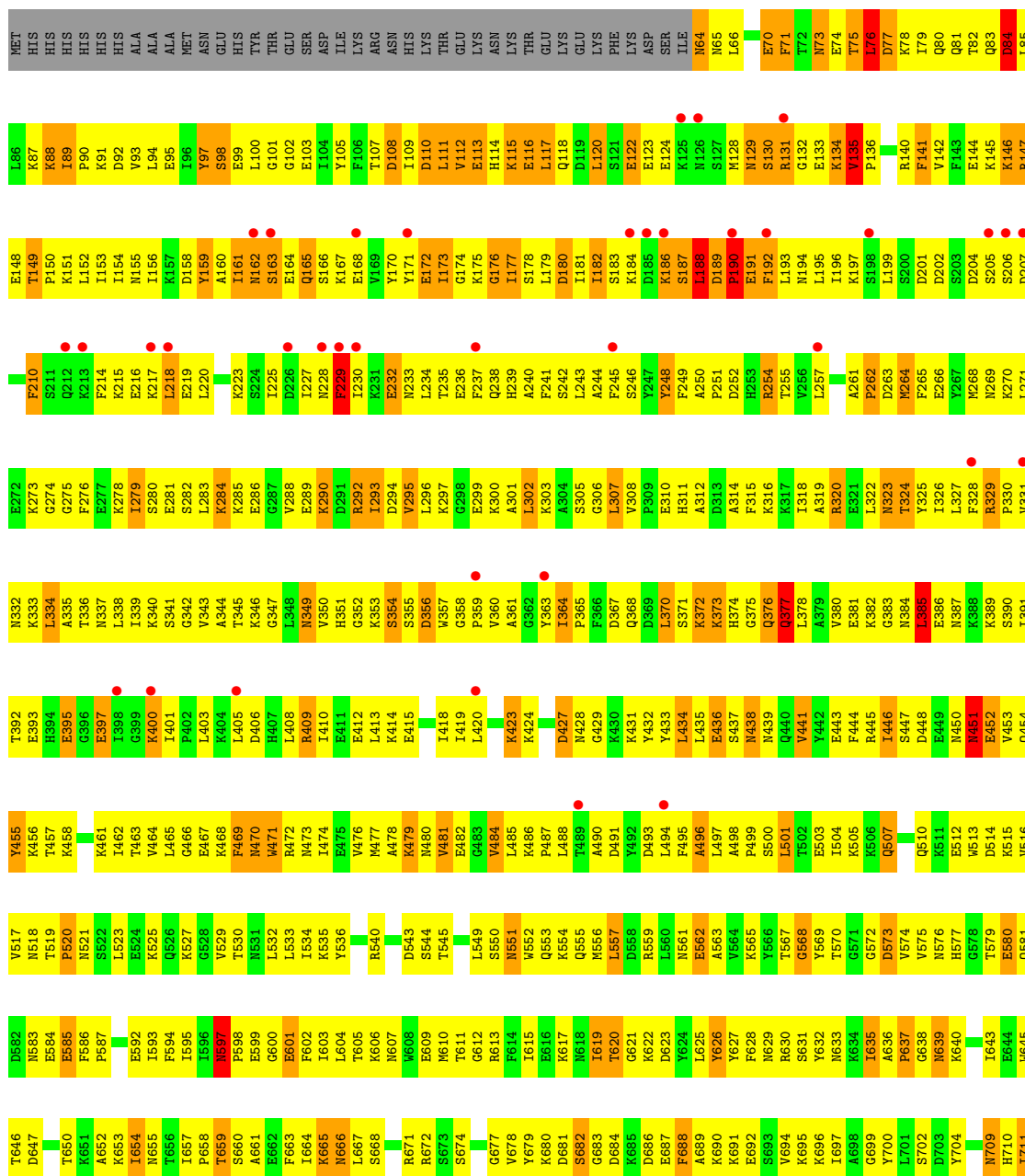
These plots are drawn for all protein, RNA, DNA and oligosaccharide chains in the entry. The first graphic for a chain summarises the proportions of the various outlier classes displayed in the second graphic. The second graphic shows the sequence view annotated by issues in geometry and electron density. Residues are color-coded according to the number of geometric quality criteria for which they contain at least one outlier: green = 0, yellow = 1, orange = 2 and red = 3 or more. A red dot above a residue indicates a poor fit to the electron density ( $RSRZ > 2$ ). Stretches of 2 or more consecutive residues without any outlier are shown as a green connector. Residues present in the sample, but not in the model, are shown in grey.

- Molecule 1: Calmodulin-sensitive adenylate cyclase

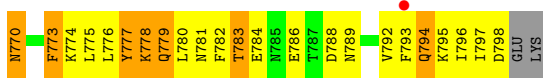




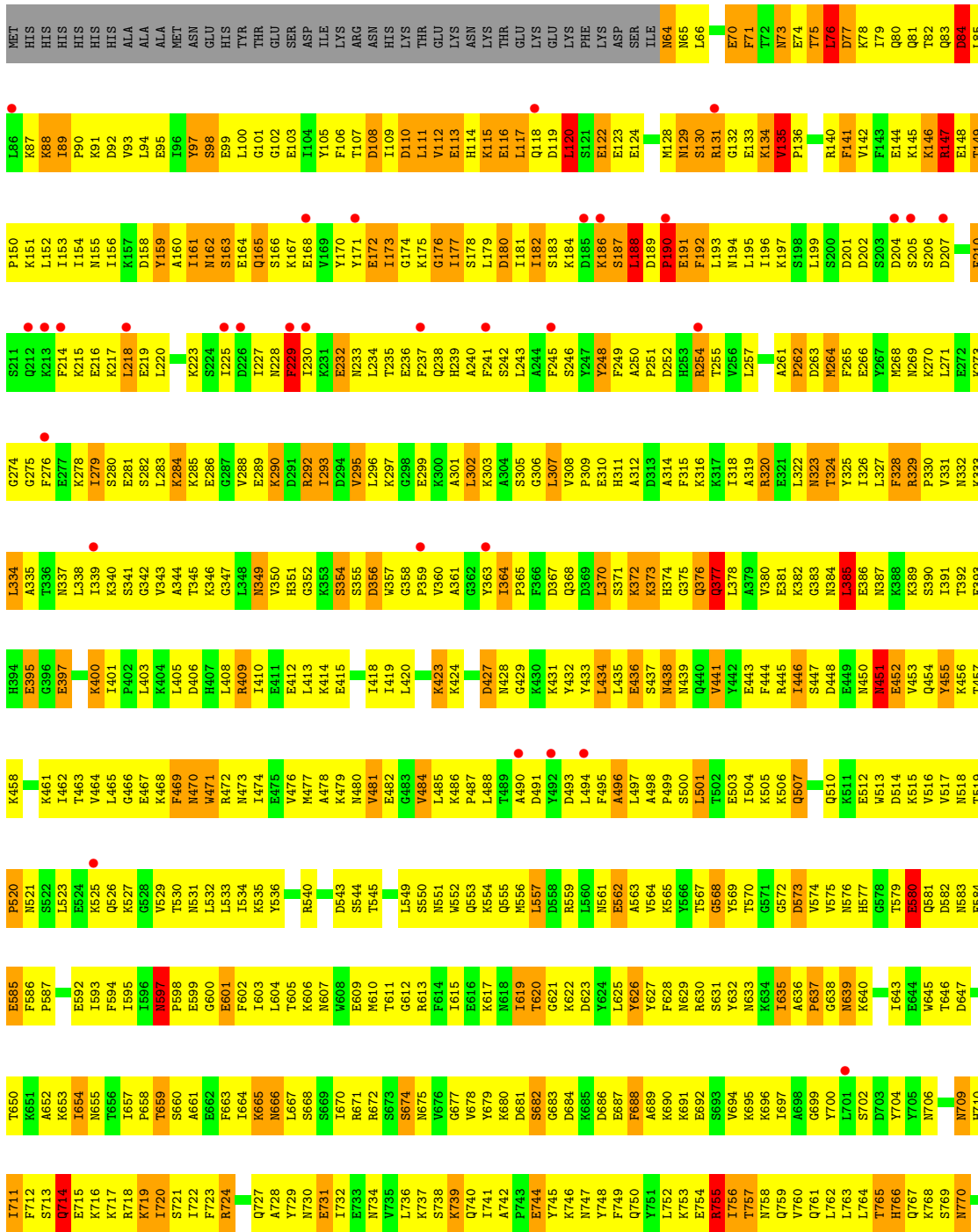
• Molecule 1: Calmodulin-sensitive adenylate cyclase

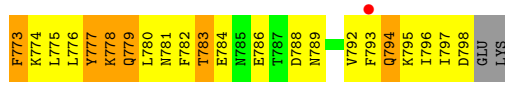




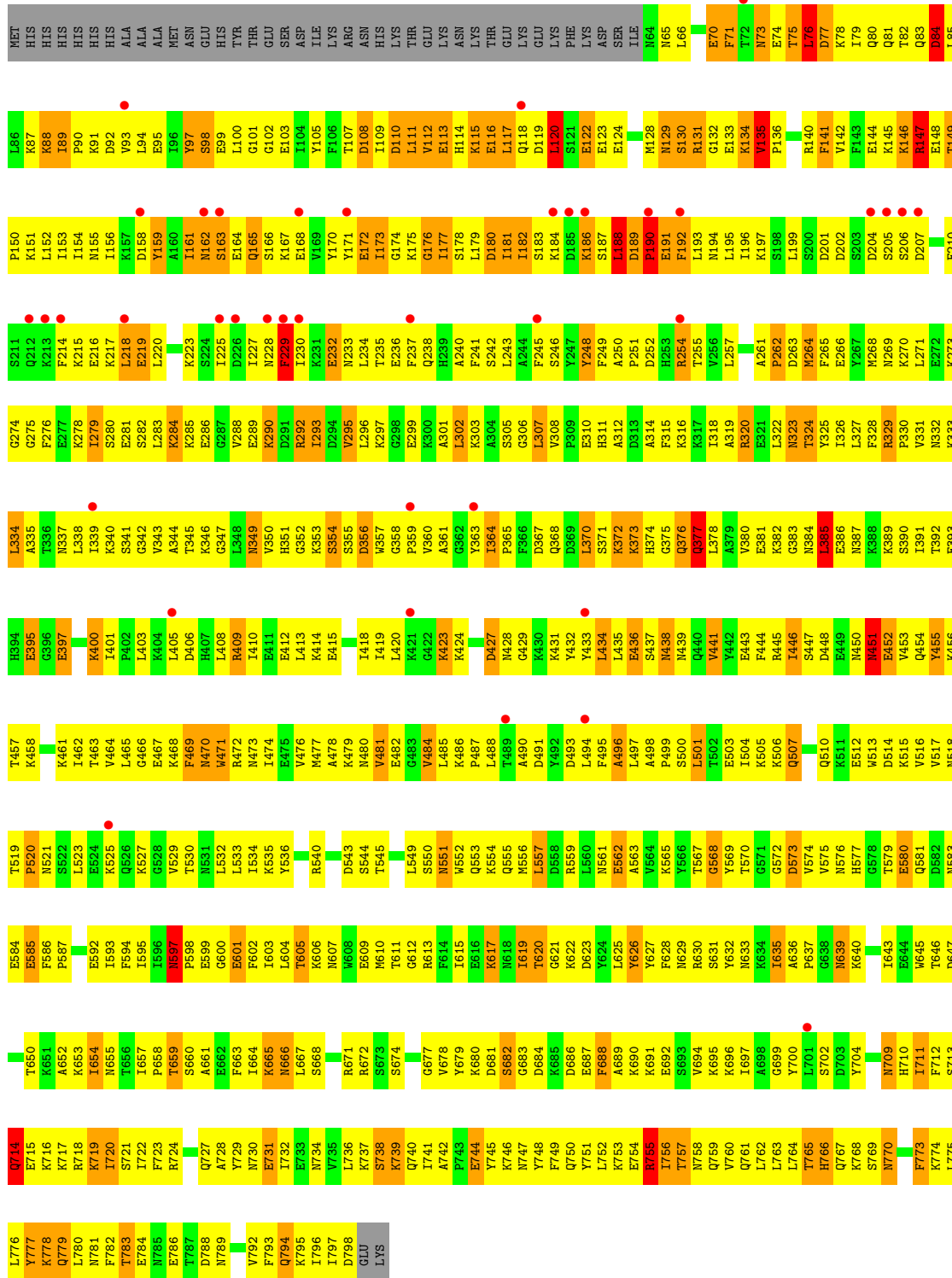


● Molecule 1: Calmodulin-sensitive adenylate cyclase

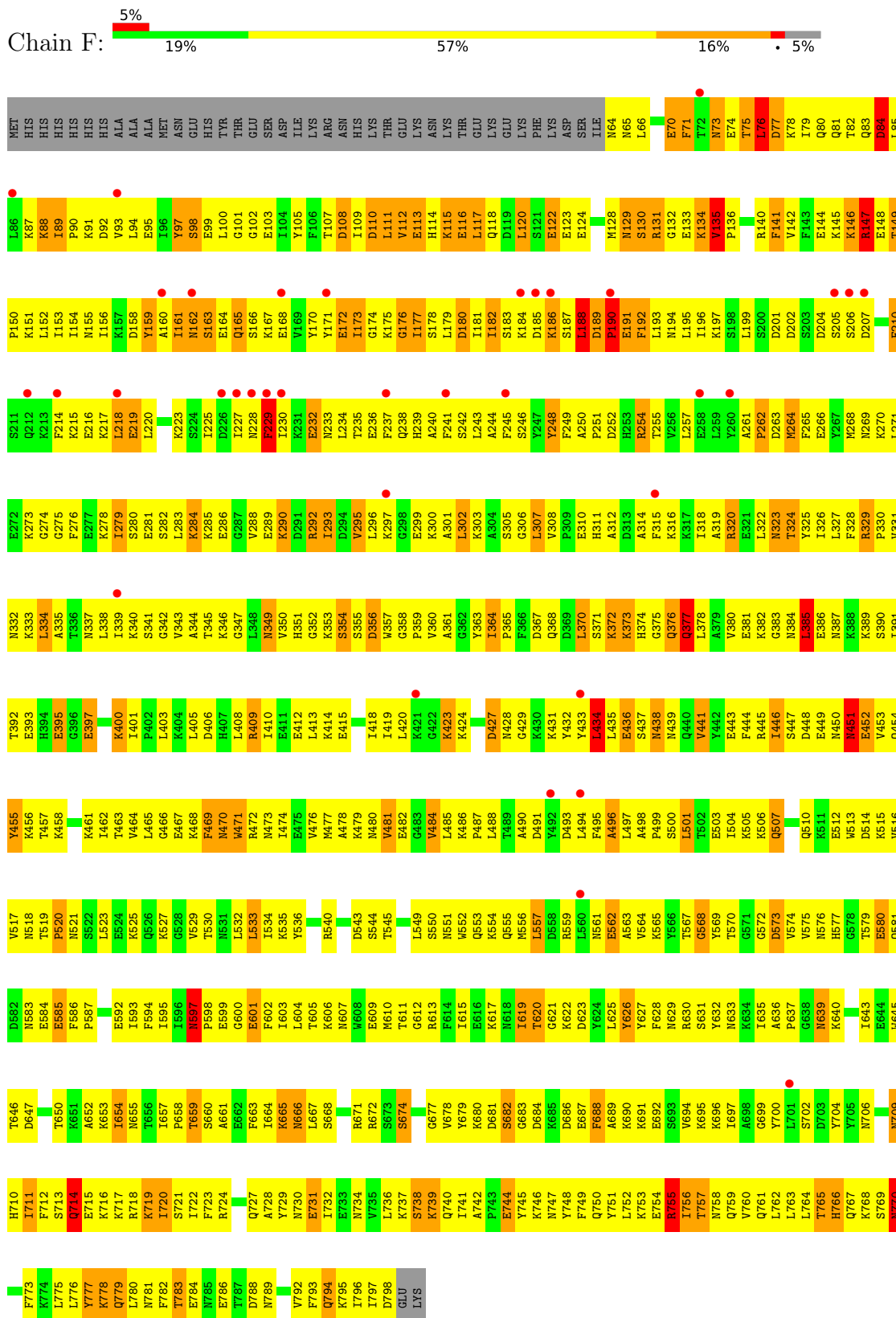




● Molecule 1: Calmodulin-sensitive adenylate cyclase

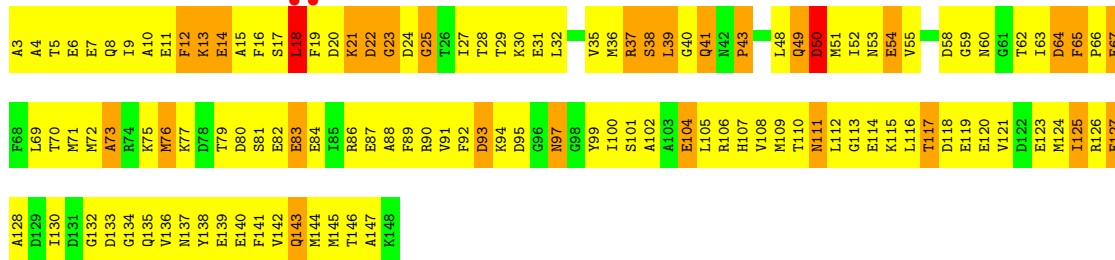


● Molecule 1: Calmodulin-sensitive adenylate cyclase



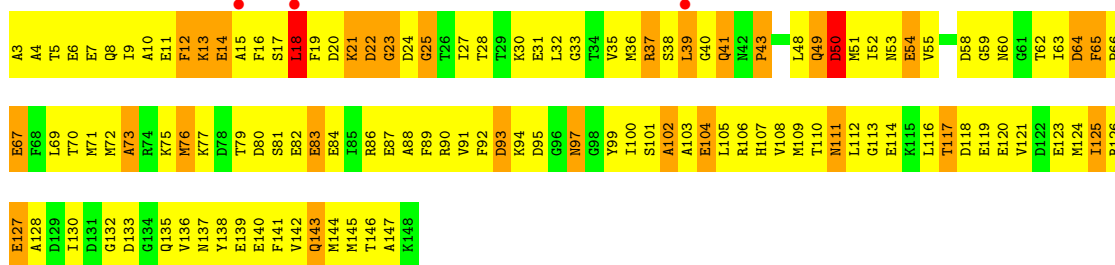
● Molecule 2: Calmodulin

Chain H: 



- Molecule 2: Calmodulin

Chain I: 

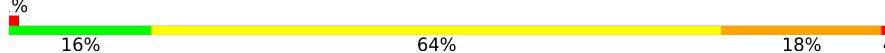


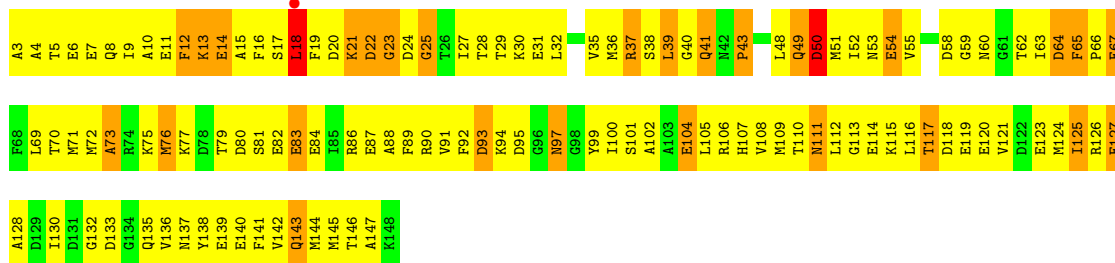
- Molecule 2: Calmodulin

Chain J: 



- Molecule 2: Calmodulin

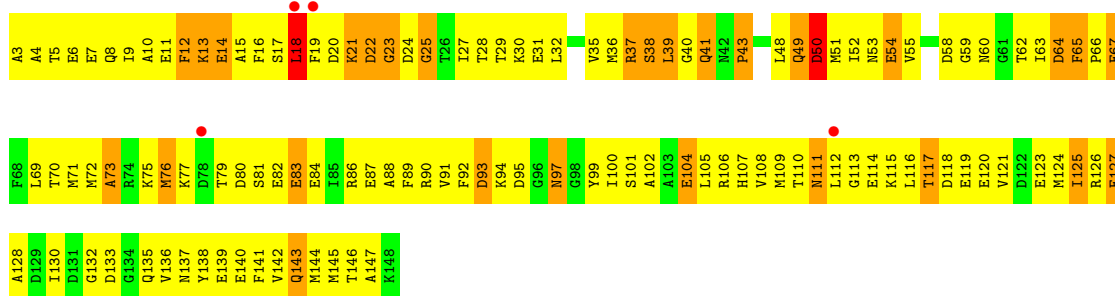
Chain K: 



- Molecule 2: Calmodulin



- Molecule 2: Calmodulin





## 4 Data and refinement statistics i

Property	Value	Source
Space group	C 1 2 1	Depositor
Cell constants a, b, c, $\alpha$ , $\beta$ , $\gamma$	317.51Å 183.35Å 141.81Å 90.00° 90.05° 90.00°	Depositor
Resolution (Å)	29.87 – 3.60 44.04 – 3.52	Depositor EDS
% Data completeness (in resolution range)	86.2 (29.87-3.60) 93.3 (44.04-3.52)	Depositor EDS
$R_{merge}$	0.05	Depositor
$R_{sym}$	0.06	Depositor
$\langle I/\sigma(I) \rangle$ <sup>1</sup>	1.99 (at 3.57Å)	Xtrriage
Refinement program	CNS 1.1	Depositor
R, $R_{free}$	0.286 , 0.307 0.225 , 0.239	Depositor DCC
$R_{free}$ test set	4714 reflections (4.82%)	wwPDB-VP
Wilson B-factor (Å <sup>2</sup> )	119.9	Xtrriage
Anisotropy	0.107	Xtrriage
Bulk solvent $k_{sol}$ (e/Å <sup>3</sup> ), $B_{sol}$ (Å <sup>2</sup> )	0.32 , 70.4	EDS
L-test for twinning <sup>2</sup>	$\langle  L  \rangle = 0.49$ , $\langle L^2 \rangle = 0.32$	Xtrriage
Estimated twinning fraction	0.458 for -1/2*h+3/2*k,1/2*h+1/2*k,-l 0.458 for -1/2*h-3/2*k,-1/2*h+1/2*k,-l 0.450 for 1/2*h+3/2*k,1/2*h-1/2*k,-l 0.450 for 1/2*h-3/2*k,-1/2*h-1/2*k,-l 0.458 for -h,-k,l	Xtrriage
$F_o, F_c$ correlation	0.92	EDS
Total number of atoms	42906	wwPDB-VP
Average B, all atoms (Å <sup>2</sup> )	85.0	wwPDB-VP

Xtrriage's analysis on translational NCS is as follows: *The largest off-origin peak in the Patterson function is 2.64% of the height of the origin peak. No significant pseudotranslation is detected.*

<sup>1</sup>Intensities estimated from amplitudes.

<sup>2</sup>Theoretical values of  $\langle |L| \rangle$ ,  $\langle L^2 \rangle$  for acentric reflections are 0.5, 0.333 respectively for untwinned datasets, and 0.375, 0.2 for perfectly twinned datasets.

## 5 Model quality i

### 5.1 Standard geometry i

Bond lengths and bond angles in the following residue types are not validated in this section: MG, POP, CA

The Z score for a bond length (or angle) is the number of standard deviations the observed value is removed from the expected value. A bond length (or angle) with  $|Z| > 5$  is considered an outlier worth inspection. RMSZ is the root-mean-square of all Z scores of the bond lengths (or angles).

Mol	Chain	Bond lengths		Bond angles	
		RMSZ	# Z  >5	RMSZ	# Z  >5
1	A	0.57	4/6104 (0.1%)	0.80	19/8208 (0.2%)
1	B	0.52	2/6104 (0.0%)	0.77	11/8208 (0.1%)
1	C	0.52	1/6104 (0.0%)	0.78	14/8208 (0.2%)
1	D	0.52	1/6104 (0.0%)	0.78	10/8208 (0.1%)
1	E	0.52	1/6104 (0.0%)	0.77	12/8208 (0.1%)
1	F	0.52	0/6104	0.79	16/8208 (0.2%)
2	H	0.54	0/1158	0.72	0/1553
2	I	0.54	0/1158	0.71	0/1553
2	J	0.53	0/1158	0.71	0/1553
2	K	0.53	0/1158	0.71	0/1553
2	L	0.54	0/1158	0.72	0/1553
2	M	0.53	0/1158	0.72	0/1553
All	All	0.53	9/43572 (0.0%)	0.77	82/58566 (0.1%)

Chiral center outliers are detected by calculating the chiral volume of a chiral center and verifying if the center is modelled as a planar moiety or with the opposite hand. A planarity outlier is detected by checking planarity of atoms in a peptide group, atoms in a mainchain group or atoms of a sidechain that are expected to be planar.

Mol	Chain	#Chirality outliers	#Planarity outliers
1	A	0	1

All (9) bond length outliers are listed below:

Mol	Chain	Res	Type	Atoms	Z	Observed(Å)	Ideal(Å)
1	A	159	TYR	CA-CB	-13.07	1.25	1.53
1	A	159	TYR	CB-CG	-7.80	1.40	1.51
1	A	159	TYR	N-CA	7.25	1.60	1.46
1	E	159	TYR	CB-CG	-6.22	1.42	1.51
1	D	159	TYR	CB-CG	-5.77	1.43	1.51
1	B	767	GLN	CG-CD	5.73	1.64	1.51

*Continued on next page...*

*Continued from previous page...*

Mol	Chain	Res	Type	Atoms	Z	Observed(Å)	Ideal(Å)
1	B	159	TYR	CB-CG	-5.70	1.43	1.51
1	C	159	TYR	CB-CG	-5.49	1.43	1.51
1	A	190	PRO	CA-C	5.30	1.63	1.52

All (82) bond angle outliers are listed below:

Mol	Chain	Res	Type	Atoms	Z	Observed(°)	Ideal(°)
1	F	188	LEU	C-N-CA	-10.45	95.58	121.70
1	C	159	TYR	N-CA-C	10.02	138.04	111.00
1	F	159	TYR	N-CA-C	10.01	138.03	111.00
1	E	159	TYR	N-CA-C	9.74	137.31	111.00
1	F	433	TYR	C-N-CA	-9.48	98.00	121.70
1	B	159	TYR	N-CA-C	9.46	136.53	111.00
1	A	188	LEU	C-N-CA	-9.34	98.35	121.70
1	A	159	TYR	CB-CA-C	-9.24	91.93	110.40
1	E	188	LEU	C-N-CA	-8.99	99.21	121.70
1	C	159	TYR	CB-CA-C	-8.78	92.84	110.40
1	D	159	TYR	N-CA-C	8.78	134.69	111.00
1	F	159	TYR	CB-CA-C	-8.69	93.01	110.40
1	A	147	ARG	N-CA-C	8.57	134.15	111.00
1	C	147	ARG	N-CA-C	8.38	133.63	111.00
1	B	147	ARG	N-CA-C	8.38	133.61	111.00
1	F	147	ARG	N-CA-C	8.27	133.34	111.00
1	B	159	TYR	CB-CA-C	-8.23	93.94	110.40
1	A	433	TYR	C-N-CA	-8.20	101.20	121.70
1	D	188	LEU	C-N-CA	-8.11	101.43	121.70
1	E	147	ARG	N-CA-C	7.98	132.56	111.00
1	D	147	ARG	N-CA-C	7.90	132.32	111.00
1	D	159	TYR	CB-CA-C	-7.80	94.80	110.40
1	C	188	LEU	C-N-CA	-7.50	102.94	121.70
1	A	158	ASP	O-C-N	-7.43	110.81	122.70
1	E	674	SER	N-CA-C	-7.33	91.21	111.00
1	B	188	LEU	C-N-CA	-7.24	103.60	121.70
1	D	674	SER	N-CA-C	-7.23	91.47	111.00
1	E	159	TYR	CB-CA-C	-7.16	96.08	110.40
1	C	188	LEU	N-CA-C	-6.99	92.13	111.00
1	A	188	LEU	N-CA-C	-6.97	92.19	111.00
1	F	674	SER	N-CA-C	-6.96	92.20	111.00
1	E	188	LEU	N-CA-C	-6.89	92.40	111.00
1	B	188	LEU	N-CA-C	-6.88	92.44	111.00
1	D	188	LEU	N-CA-C	-6.83	92.55	111.00
1	F	188	LEU	N-CA-C	-6.78	92.70	111.00

*Continued on next page...*

*Continued from previous page...*

Mol	Chain	Res	Type	Atoms	Z	Observed(°)	Ideal(°)
1	A	190	PRO	CA-N-CD	-6.77	102.03	111.50
1	A	159	TYR	N-CA-CB	-6.63	98.67	110.60
1	F	188	LEU	O-C-N	-6.52	112.27	122.70
1	F	190	PRO	CA-N-CD	-6.49	102.42	111.50
1	C	674	SER	N-CA-C	-6.40	93.73	111.00
1	B	433	TYR	C-N-CA	-6.37	105.78	121.70
1	A	674	SER	N-CA-C	-6.35	93.86	111.00
1	B	674	SER	N-CA-C	-6.29	94.01	111.00
1	F	434	LEU	CB-CA-C	6.14	121.87	110.20
1	A	159	TYR	N-CA-C	6.06	127.35	111.00
1	F	434	LEU	CA-CB-CG	6.05	129.21	115.30
1	F	188	LEU	CA-C-N	5.87	130.12	117.20
1	A	159	TYR	CB-CG-CD2	-5.84	117.50	121.00
1	A	434	LEU	CB-CA-C	5.77	121.17	110.20
1	B	433	TYR	N-CA-C	-5.73	95.53	111.00
1	D	188	LEU	O-C-N	-5.68	113.60	122.70
1	D	188	LEU	CA-C-N	5.67	129.67	117.20
1	A	188	LEU	O-C-N	-5.65	113.65	122.70
1	C	434	LEU	CB-CA-C	5.57	120.79	110.20
1	C	188	LEU	CA-C-N	5.57	129.44	117.20
1	E	190	PRO	CA-N-CD	-5.57	103.71	111.50
1	A	158	ASP	CA-C-N	5.54	129.38	117.20
1	B	120	LEU	CA-CB-CG	5.51	127.97	115.30
1	C	188	LEU	O-C-N	-5.49	113.91	122.70
1	C	120	LEU	CA-CB-CG	5.48	127.91	115.30
1	C	434	LEU	CA-CB-CG	5.46	127.85	115.30
1	E	433	TYR	N-CA-C	-5.42	96.35	111.00
1	A	120	LEU	CA-CB-CG	5.42	127.76	115.30
1	E	120	LEU	CA-CB-CG	5.42	127.76	115.30
1	D	120	LEU	CA-CB-CG	5.41	127.74	115.30
1	B	188	LEU	CA-C-N	5.38	129.03	117.20
1	F	120	LEU	CA-CB-CG	5.37	127.66	115.30
1	B	188	LEU	O-C-N	-5.32	114.18	122.70
1	E	188	LEU	O-C-N	-5.32	114.20	122.70
1	A	433	TYR	N-CA-C	-5.24	96.84	111.00
1	F	433	TYR	O-C-N	-5.20	114.38	122.70
1	A	188	LEU	CA-C-N	5.18	128.59	117.20
1	C	433	TYR	N-CA-C	-5.16	97.06	111.00
1	D	433	TYR	N-CA-C	-5.11	97.20	111.00
1	C	533	LEU	CA-CB-CG	5.08	126.98	115.30
1	E	433	TYR	C-N-CA	-5.06	109.05	121.70
1	E	219	GLU	N-CA-C	-5.05	97.37	111.00

*Continued on next page...*

*Continued from previous page...*

Mol	Chain	Res	Type	Atoms	Z	Observed(°)	Ideal(°)
1	A	433	TYR	O-C-N	-5.04	114.63	122.70
1	A	219	GLU	N-CA-C	-5.04	97.40	111.00
1	F	533	LEU	CA-CB-CG	5.03	126.88	115.30
1	C	219	GLU	N-CA-C	-5.03	97.42	111.00
1	F	219	GLU	N-CA-C	-5.02	97.45	111.00

There are no chirality outliers.

All (1) planarity outliers are listed below:

Mol	Chain	Res	Type	Group
1	A	158	ASP	Peptide

## 5.2 Too-close contacts [i](#)

In the following table, the Non-H and H(model) columns list the number of non-hydrogen atoms and hydrogen atoms in the chain respectively. The H(added) column lists the number of hydrogen atoms added and optimized by MolProbity. The Clashes column lists the number of clashes within the asymmetric unit, whereas Symm-Clashes lists symmetry-related clashes.

Mol	Chain	Non-H	H(model)	H(added)	Clashes	Symm-Clashes
1	A	5992	0	6010	891	0
1	B	5992	0	6010	886	0
1	C	5992	0	6010	882	0
1	D	5992	0	6010	880	0
1	E	5992	0	6010	872	0
1	F	5992	0	6010	882	0
2	H	1146	0	1075	194	0
2	I	1146	0	1075	189	0
2	J	1146	0	1075	194	0
2	K	1146	0	1075	198	0
2	L	1146	0	1075	190	0
2	M	1146	0	1075	193	0
3	A	1	0	0	0	0
3	B	1	0	0	0	0
3	C	1	0	0	0	0
3	D	1	0	0	0	0
3	E	1	0	0	0	0
3	F	1	0	0	0	0
4	A	9	0	0	0	0
4	B	9	0	0	0	0
4	C	9	0	0	0	0

*Continued on next page...*

Continued from previous page...

Mol	Chain	Non-H	H(model)	H(added)	Clashes	Symm-Clashes
4	D	9	0	0	0	0
4	E	9	0	0	0	0
4	F	9	0	0	0	0
5	H	3	0	0	0	0
5	I	3	0	0	0	0
5	J	3	0	0	0	0
5	K	3	0	0	0	0
5	L	3	0	0	0	0
5	M	3	0	0	0	0
All	All	42906	0	42510	6245	0

The all-atom clashscore is defined as the number of clashes found per 1000 atoms (including hydrogen atoms). The all-atom clashscore for this structure is 73.

All (6245) close contacts within the same asymmetric unit are listed below, sorted by their clash magnitude.

Atom-1	Atom-2	Interatomic distance (Å)	Clash overlap (Å)
1:B:697:ILE:HD13	1:B:732:ILE:HD13	1.21	1.20
1:A:697:ILE:HD13	1:A:732:ILE:HD13	1.23	1.16
1:E:697:ILE:HD13	1:E:732:ILE:HD13	1.22	1.14
1:B:188:LEU:HD23	1:B:188:LEU:H	0.97	1.11
1:A:533:LEU:HD23	2:H:112:LEU:HD21	1.32	1.11
1:D:697:ILE:HD13	1:D:732:ILE:HD13	1.22	1.11
1:D:188:LEU:H	1:D:188:LEU:HD23	1.05	1.10
1:E:533:LEU:HD23	2:L:112:LEU:HD21	1.34	1.10
1:F:697:ILE:HD13	1:F:732:ILE:HD13	1.22	1.10
1:C:697:ILE:HD13	1:C:732:ILE:HD13	1.23	1.09
1:F:188:LEU:HD23	1:F:188:LEU:H	0.98	1.09
1:F:533:LEU:HD23	2:M:112:LEU:HD21	1.32	1.09
1:D:122:GLU:HG3	1:D:147:ARG:HB2	1.35	1.09
1:B:533:LEU:HD23	2:I:112:LEU:HD21	1.34	1.08
1:E:188:LEU:HD23	1:E:188:LEU:H	0.97	1.08
1:A:188:LEU:HD23	1:A:188:LEU:H	0.97	1.08
1:E:105:TYR:HB2	1:E:153:ILE:HG12	1.36	1.08
1:A:105:TYR:HB2	1:A:153:ILE:HG12	1.36	1.07
1:D:533:LEU:HD23	2:K:112:LEU:HD21	1.31	1.07
1:B:105:TYR:HB2	1:B:153:ILE:HG12	1.36	1.07
1:C:327:LEU:HG	1:C:595:ILE:HG12	1.36	1.06
1:F:105:TYR:HB2	1:F:153:ILE:HG12	1.36	1.06
1:C:533:LEU:HD23	2:J:112:LEU:HD21	1.32	1.05
1:D:479:LYS:HG2	1:D:488:LEU:HD21	1.37	1.05

Continued on next page...

*Continued from previous page...*

Atom-1	Atom-2	Interatomic distance (Å)	Clash overlap (Å)
1:E:715:GLU:HG3	1:E:767:GLN:NE2	1.70	1.05
1:C:123:GLU:HG2	1:C:124:GLU:H	1.22	1.05
1:C:479:LYS:HG2	1:C:488:LEU:HD21	1.38	1.05
1:F:479:LYS:HG2	1:F:488:LEU:HD21	1.37	1.05
1:B:327:LEU:HG	1:B:595:ILE:HG12	1.37	1.05
1:E:122:GLU:HG3	1:E:147:ARG:HB2	1.36	1.05
1:C:188:LEU:H	1:C:188:LEU:HD23	0.92	1.04
1:D:105:TYR:HB2	1:D:153:ILE:HG12	1.36	1.04
2:J:100:ILE:HB	2:J:136:VAL:HG23	1.39	1.04
1:B:123:GLU:HG2	1:B:124:GLU:H	1.22	1.04
1:B:188:LEU:H	1:B:188:LEU:CD2	1.70	1.04
1:C:715:GLU:HA	1:C:718:ARG:NH1	1.72	1.04
1:A:123:GLU:HG2	1:A:124:GLU:H	1.22	1.03
1:C:105:TYR:HB2	1:C:153:ILE:HG12	1.35	1.03
1:E:123:GLU:HG2	1:E:124:GLU:H	1.22	1.03
1:E:715:GLU:HA	1:E:718:ARG:NH1	1.74	1.03
1:F:715:GLU:HA	1:F:718:ARG:NH1	1.73	1.03
1:A:479:LYS:HG2	1:A:488:LEU:HD21	1.38	1.03
1:B:715:GLU:HA	1:B:718:ARG:NH1	1.74	1.03
1:F:122:GLU:HG3	1:F:147:ARG:HB2	1.38	1.02
1:D:123:GLU:HG2	1:D:124:GLU:H	1.22	1.02
1:D:715:GLU:HA	1:D:718:ARG:NH1	1.74	1.02
2:L:100:ILE:HB	2:L:136:VAL:HG23	1.39	1.02
1:A:715:GLU:HA	1:A:718:ARG:NH1	1.74	1.02
1:C:639:ASN:N	1:C:639:ASN:HD22	1.57	1.02
1:F:639:ASN:HD22	1:F:639:ASN:N	1.57	1.02
2:L:63:ILE:HG13	2:L:67:GLU:HB3	1.40	1.02
1:B:479:LYS:HG2	1:B:488:LEU:HD21	1.38	1.02
2:J:63:ILE:HG13	2:J:67:GLU:HB3	1.41	1.02
1:E:327:LEU:HG	1:E:595:ILE:HG12	1.38	1.01
1:D:639:ASN:HD22	1:D:639:ASN:N	1.57	1.01
1:E:479:LYS:HG2	1:E:488:LEU:HD21	1.37	1.01
2:K:63:ILE:HG13	2:K:67:GLU:HB3	1.41	1.01
1:D:327:LEU:HG	1:D:595:ILE:HG12	1.38	1.01
1:E:639:ASN:HD22	1:E:639:ASN:N	1.57	1.01
2:M:100:ILE:HB	2:M:136:VAL:HG23	1.39	1.01
1:C:188:LEU:H	1:C:188:LEU:CD2	1.72	1.00
1:F:123:GLU:HG2	1:F:124:GLU:H	1.23	1.00
1:A:327:LEU:HG	1:A:595:ILE:HG12	1.39	1.00
1:B:635:ILE:H	1:B:635:ILE:HD12	1.25	1.00
2:H:100:ILE:HB	2:H:136:VAL:HG23	1.39	1.00

*Continued on next page...*

*Continued from previous page...*

Atom-1	Atom-2	Interatomic distance (Å)	Clash overlap (Å)
2:I:100:ILE:HB	2:I:136:VAL:HG23	1.39	1.00
1:B:122:GLU:HG3	1:B:147:ARG:HB2	1.44	1.00
1:C:122:GLU:HG3	1:C:147:ARG:HB2	1.43	1.00
1:A:639:ASN:HD22	1:A:639:ASN:N	1.57	1.00
1:C:188:LEU:HD23	1:C:188:LEU:N	1.77	1.00
1:A:188:LEU:H	1:A:188:LEU:CD2	1.75	0.99
1:E:722:ILE:HG23	1:E:760:VAL:HG13	1.44	0.99
1:F:327:LEU:HG	1:F:595:ILE:HG12	1.38	0.99
2:M:63:ILE:HG13	2:M:67:GLU:HB3	1.41	0.99
2:H:63:ILE:HG13	2:H:67:GLU:HB3	1.39	0.99
1:B:722:ILE:HG23	1:B:760:VAL:HG13	1.45	0.99
2:I:63:ILE:HG13	2:I:67:GLU:HB3	1.41	0.99
1:B:497:LEU:HD13	1:B:556:MET:HG2	1.45	0.98
1:B:639:ASN:HD22	1:B:639:ASN:N	1.57	0.98
2:K:100:ILE:HB	2:K:136:VAL:HG23	1.40	0.98
1:A:122:GLU:HG3	1:A:147:ARG:HB2	1.45	0.98
1:F:173:ILE:HG13	1:F:242:SER:HB3	1.46	0.97
1:D:186:LYS:HA	1:D:190:PRO:HD3	1.45	0.97
1:E:189:ASP:O	1:E:191:GLU:N	1.97	0.97
1:A:722:ILE:HG23	1:A:760:VAL:HG13	1.45	0.97
1:D:189:ASP:O	1:D:191:GLU:N	1.97	0.97
1:E:497:LEU:HD13	1:E:556:MET:HG2	1.45	0.97
1:E:715:GLU:HG3	1:E:767:GLN:HE21	1.29	0.97
1:C:497:LEU:HD13	1:C:556:MET:HG2	1.46	0.97
1:D:722:ILE:HG23	1:D:760:VAL:HG13	1.45	0.97
1:C:722:ILE:HG23	1:C:760:VAL:HG13	1.44	0.97
1:F:497:LEU:HD13	1:F:556:MET:HG2	1.46	0.97
1:B:715:GLU:HG3	1:B:767:GLN:NE2	1.80	0.96
1:A:115:LYS:HZ3	1:A:116:GLU:HG2	1.30	0.96
1:D:66:LEU:HD22	1:D:98:SER:HB3	1.47	0.96
1:B:66:LEU:HD22	1:B:98:SER:HB3	1.46	0.96
1:E:188:LEU:HD23	1:E:188:LEU:N	1.81	0.96
1:B:188:LEU:HD23	1:B:188:LEU:N	1.79	0.96
1:C:173:ILE:HG13	1:C:242:SER:HB3	1.47	0.96
1:E:188:LEU:H	1:E:188:LEU:CD2	1.79	0.96
1:E:173:ILE:HG13	1:E:242:SER:HB3	1.46	0.95
1:B:173:ILE:HG13	1:B:242:SER:HB3	1.47	0.95
1:C:318:ILE:H	1:C:318:ILE:HD12	1.31	0.95
1:A:66:LEU:HD22	1:A:98:SER:HB3	1.47	0.95
1:F:188:LEU:HD23	1:F:188:LEU:N	1.82	0.95
1:A:154:ILE:HG13	1:A:171:TYR:CE1	2.02	0.94

*Continued on next page...*



*Continued from previous page...*

Atom-1	Atom-2	Interatomic distance (Å)	Clash overlap (Å)
1:F:66:LEU:HD22	1:F:98:SER:HB3	1.47	0.94
1:F:722:ILE:HG23	1:F:760:VAL:HG13	1.44	0.94
1:E:115:LYS:HZ3	1:E:116:GLU:HG2	1.32	0.94
1:A:173:ILE:HG13	1:A:242:SER:HB3	1.47	0.94
1:D:497:LEU:HD13	1:D:556:MET:HG2	1.46	0.94
1:F:154:ILE:HG13	1:F:171:TYR:CE1	2.03	0.94
1:B:154:ILE:HG13	1:B:171:TYR:CE1	2.03	0.94
1:A:188:LEU:HD23	1:A:188:LEU:N	1.80	0.94
1:B:318:ILE:H	1:B:318:ILE:HD12	1.31	0.94
1:C:635:ILE:H	1:C:635:ILE:HD12	1.32	0.94
1:E:186:LYS:HA	1:E:190:PRO:HD3	1.45	0.94
1:F:89:ILE:HD13	1:F:175:LYS:HE2	1.49	0.94
1:F:115:LYS:HZ3	1:F:116:GLU:N	1.66	0.93
1:F:318:ILE:H	1:F:318:ILE:HD12	1.33	0.93
1:B:697:ILE:HD13	1:B:732:ILE:CD1	1.98	0.93
1:C:89:ILE:HD13	1:C:175:LYS:HE2	1.49	0.93
1:E:66:LEU:HD22	1:E:98:SER:HB3	1.47	0.93
1:C:154:ILE:HG13	1:C:171:TYR:CE1	2.03	0.93
1:E:154:ILE:HG13	1:E:171:TYR:CE1	2.02	0.93
1:D:154:ILE:HG13	1:D:171:TYR:CE1	2.03	0.93
1:D:173:ILE:HG13	1:D:242:SER:HB3	1.46	0.93
1:A:186:LYS:HA	1:A:190:PRO:HD3	1.49	0.93
1:A:497:LEU:HD13	1:A:556:MET:HG2	1.47	0.93
1:F:188:LEU:H	1:F:188:LEU:CD2	1.81	0.93
1:C:66:LEU:HD22	1:C:98:SER:HB3	1.48	0.92
1:B:115:LYS:HZ3	1:B:116:GLU:HG2	1.35	0.92
1:B:89:ILE:HD13	1:B:175:LYS:HE2	1.50	0.92
1:E:89:ILE:HD13	1:E:175:LYS:HE2	1.49	0.92
1:D:697:ILE:HD13	1:D:732:ILE:CD1	2.00	0.92
1:F:697:ILE:HD13	1:F:732:ILE:CD1	2.00	0.92
2:M:58:ASP:HB3	2:M:62:THR:HG23	1.52	0.92
1:A:318:ILE:HD12	1:A:318:ILE:H	1.33	0.92
1:E:318:ILE:H	1:E:318:ILE:HD12	1.32	0.92
1:E:697:ILE:HD13	1:E:732:ILE:CD1	2.00	0.92
1:A:697:ILE:HD13	1:A:732:ILE:CD1	2.00	0.92
1:D:89:ILE:HD13	1:D:175:LYS:HE2	1.50	0.91
1:D:737:LYS:HE2	1:D:737:LYS:HA	1.52	0.91
2:J:58:ASP:HB3	2:J:62:THR:HG23	1.52	0.91
1:A:89:ILE:HD13	1:A:175:LYS:HE2	1.50	0.91
1:C:697:ILE:HD13	1:C:732:ILE:CD1	2.00	0.91
1:C:737:LYS:HE2	1:C:737:LYS:HA	1.52	0.91

*Continued on next page...*

*Continued from previous page...*

Atom-1	Atom-2	Interatomic distance (Å)	Clash overlap (Å)
1:C:115:LYS:HZ3	1:C:116:GLU:HG2	1.34	0.91
1:D:115:LYS:HZ1	1:D:116:GLU:HG2	1.34	0.91
1:A:567:THR:HG23	1:A:568:GLY:H	1.37	0.90
1:D:567:THR:HG23	1:D:568:GLY:H	1.36	0.90
1:E:567:THR:HG23	1:E:568:GLY:H	1.36	0.90
2:L:58:ASP:HB3	2:L:62:THR:HG23	1.52	0.90
1:D:318:ILE:HD12	1:D:318:ILE:H	1.32	0.90
1:D:115:LYS:NZ	1:D:116:GLU:HG2	1.86	0.90
1:E:115:LYS:NZ	1:E:116:GLU:HG2	1.87	0.90
2:L:36:MET:HE3	2:L:43:PRO:HG3	1.51	0.90
1:A:115:LYS:NZ	1:A:116:GLU:HG2	1.87	0.90
1:A:737:LYS:HE2	1:A:737:LYS:HA	1.53	0.90
1:B:115:LYS:NZ	1:B:116:GLU:HG2	1.87	0.90
1:C:567:THR:HG23	1:C:568:GLY:H	1.36	0.90
1:F:737:LYS:HE2	1:F:737:LYS:HA	1.53	0.90
1:A:89:ILE:HG22	1:A:93:VAL:HG11	1.54	0.90
1:A:184:LYS:HE2	1:A:193:LEU:HD12	1.54	0.90
1:E:434:LEU:C	1:E:434:LEU:HD12	1.93	0.90
1:F:567:THR:HG23	1:F:568:GLY:H	1.36	0.89
1:B:184:LYS:HE2	1:B:193:LEU:HD12	1.54	0.89
1:B:248:TYR:HD1	1:B:268:MET:HB2	1.37	0.89
1:F:184:LYS:HE2	1:F:193:LEU:HD12	1.55	0.89
2:K:58:ASP:HB3	2:K:62:THR:HG23	1.52	0.89
1:B:89:ILE:HG22	1:B:93:VAL:HG11	1.55	0.89
1:B:567:THR:HG23	1:B:568:GLY:H	1.37	0.89
1:A:248:TYR:HD1	1:A:268:MET:HB2	1.37	0.89
1:F:115:LYS:NZ	1:F:116:GLU:HG2	1.87	0.89
1:F:456:LYS:HB3	1:F:471:TRP:H	1.36	0.89
1:A:456:LYS:HB3	1:A:471:TRP:H	1.37	0.89
1:A:567:THR:HG23	1:A:568:GLY:N	1.88	0.89
1:D:254:ARG:HB3	1:D:254:ARG:HH11	1.38	0.89
1:D:456:LYS:HB3	1:D:471:TRP:H	1.38	0.89
2:H:58:ASP:HB3	2:H:62:THR:HG23	1.52	0.89
2:I:58:ASP:HB3	2:I:62:THR:HG23	1.52	0.89
1:B:737:LYS:HA	1:B:737:LYS:HE2	1.52	0.89
1:B:354:SER:O	1:B:371:SER:HB2	1.73	0.89
1:C:115:LYS:NZ	1:C:116:GLU:HG2	1.87	0.89
1:C:184:LYS:HE2	1:C:193:LEU:HD12	1.54	0.89
1:B:567:THR:HG23	1:B:568:GLY:N	1.88	0.89
1:D:184:LYS:HE2	1:D:193:LEU:HD12	1.55	0.89
1:B:456:LYS:HB3	1:B:471:TRP:H	1.37	0.88

*Continued on next page...*

*Continued from previous page...*

Atom-1	Atom-2	Interatomic distance (Å)	Clash overlap (Å)
1:D:89:ILE:HG22	1:D:93:VAL:HG11	1.55	0.88
1:E:184:LYS:HE2	1:E:193:LEU:HD12	1.55	0.88
1:E:254:ARG:HB3	1:E:254:ARG:HH11	1.38	0.88
1:C:456:LYS:HB3	1:C:471:TRP:H	1.37	0.88
1:D:188:LEU:H	1:D:188:LEU:CD2	1.84	0.88
1:A:434:LEU:HD13	1:A:435:LEU:N	1.88	0.88
1:B:462:ILE:HG12	1:B:463:THR:H	1.38	0.88
1:D:462:ILE:HG12	1:D:463:THR:H	1.38	0.88
1:D:567:THR:HG23	1:D:568:GLY:N	1.88	0.88
1:E:639:ASN:HD22	1:E:639:ASN:H	0.89	0.88
1:D:186:LYS:HE3	1:D:234:LEU:HD12	1.56	0.88
1:E:462:ILE:HG12	1:E:463:THR:H	1.38	0.88
1:B:457:THR:HG21	1:B:468:LYS:HA	1.56	0.88
1:E:737:LYS:HA	1:E:737:LYS:HE2	1.53	0.88
1:F:186:LYS:HA	1:F:190:PRO:HD3	1.54	0.88
1:B:254:ARG:HB3	1:B:254:ARG:HH11	1.38	0.88
1:E:89:ILE:HG22	1:E:93:VAL:HG11	1.54	0.88
1:A:186:LYS:HE3	1:A:234:LEU:HD12	1.56	0.88
1:A:254:ARG:HB3	1:A:254:ARG:HH11	1.38	0.88
1:D:188:LEU:HD23	1:D:188:LEU:N	1.88	0.88
1:E:354:SER:O	1:E:371:SER:HB2	1.74	0.88
1:F:153:ILE:O	1:F:154:ILE:HD13	1.74	0.88
1:A:462:ILE:HG12	1:A:463:THR:H	1.38	0.88
2:H:36:MET:HE3	2:H:43:PRO:HG3	1.54	0.87
1:D:697:ILE:HG21	1:D:732:ILE:HD11	1.57	0.87
1:E:248:TYR:HD1	1:E:268:MET:HB2	1.38	0.87
1:C:153:ILE:O	1:C:154:ILE:HD13	1.75	0.87
1:D:354:SER:O	1:D:371:SER:HB2	1.74	0.87
1:E:456:LYS:HB3	1:E:471:TRP:H	1.38	0.87
2:K:37:ARG:HA	2:K:41:GLN:O	1.74	0.87
1:A:639:ASN:H	1:A:639:ASN:ND2	1.72	0.87
1:B:115:LYS:HZ3	1:B:116:GLU:N	1.72	0.87
1:C:567:THR:HG23	1:C:568:GLY:N	1.88	0.87
1:E:457:THR:HG21	1:E:468:LYS:HA	1.56	0.87
1:B:115:LYS:HZ3	1:B:116:GLU:H	1.23	0.87
1:B:639:ASN:H	1:B:639:ASN:ND2	1.72	0.87
1:B:639:ASN:HD22	1:B:639:ASN:H	0.89	0.87
1:C:254:ARG:HB3	1:C:254:ARG:HH11	1.38	0.87
1:A:354:SER:O	1:A:371:SER:HB2	1.74	0.87
1:A:372:LYS:HG3	1:A:373:LYS:H	1.40	0.87
1:E:360:VAL:HG11	1:E:370:LEU:HD22	1.57	0.87

*Continued on next page...*

*Continued from previous page...*

Atom-1	Atom-2	Interatomic distance (Å)	Clash overlap (Å)
1:C:89:ILE:HG22	1:C:93:VAL:HG11	1.55	0.87
1:C:189:ASP:O	1:C:191:GLU:N	2.06	0.87
1:C:354:SER:O	1:C:371:SER:HB2	1.74	0.86
1:C:697:ILE:HG21	1:C:732:ILE:HD11	1.56	0.86
1:E:90:PRO:HG2	1:E:93:VAL:HB	1.57	0.86
2:I:37:ARG:HA	2:I:41:GLN:O	1.75	0.86
2:L:37:ARG:HA	2:L:41:GLN:O	1.75	0.86
1:E:567:THR:HG23	1:E:568:GLY:N	1.88	0.86
1:F:360:VAL:HG11	1:F:370:LEU:HD22	1.57	0.86
1:F:567:THR:HG23	1:F:568:GLY:N	1.88	0.86
1:A:90:PRO:HG2	1:A:93:VAL:HB	1.57	0.86
1:B:697:ILE:HG21	1:B:732:ILE:HD11	1.55	0.86
1:D:115:LYS:HZ1	1:D:116:GLU:N	1.72	0.86
1:F:639:ASN:H	1:F:639:ASN:ND2	1.72	0.86
1:B:90:PRO:HG2	1:B:93:VAL:HB	1.58	0.86
1:D:248:TYR:HD1	1:D:268:MET:HB2	1.38	0.86
1:A:153:ILE:O	1:A:154:ILE:HD13	1.75	0.86
1:A:457:THR:HG21	1:A:468:LYS:HA	1.56	0.86
1:D:90:PRO:HG2	1:D:93:VAL:HB	1.57	0.86
1:F:107:THR:HG21	1:F:115:LYS:HD2	1.56	0.86
1:F:248:TYR:HD1	1:F:268:MET:HB2	1.37	0.86
1:F:697:ILE:HG21	1:F:732:ILE:HD11	1.57	0.86
1:D:165:GLN:HE21	1:D:251:PRO:HG2	1.40	0.86
1:E:372:LYS:HG3	1:E:373:LYS:H	1.40	0.86
2:H:37:ARG:HA	2:H:41:GLN:O	1.75	0.86
2:J:37:ARG:HA	2:J:41:GLN:O	1.76	0.86
1:A:697:ILE:HG21	1:A:732:ILE:HD11	1.57	0.86
1:B:107:THR:HG21	1:B:115:LYS:HD2	1.57	0.86
1:C:107:THR:HG21	1:C:115:LYS:HD2	1.57	0.86
1:E:115:LYS:HZ3	1:E:116:GLU:N	1.74	0.86
1:F:115:LYS:HZ3	1:F:116:GLU:H	1.20	0.86
2:M:37:ARG:HA	2:M:41:GLN:O	1.75	0.86
1:A:360:VAL:HG11	1:A:370:LEU:HD22	1.58	0.86
1:A:724:ARG:HG3	1:A:724:ARG:HH11	1.41	0.86
1:C:246:SER:O	1:C:250:ALA:HB2	1.76	0.86
1:C:360:VAL:HG11	1:C:370:LEU:HD22	1.57	0.86
1:C:462:ILE:HG12	1:C:463:THR:H	1.38	0.86
1:B:153:ILE:O	1:B:154:ILE:HD13	1.76	0.86
1:B:165:GLN:HE21	1:B:251:PRO:HG2	1.40	0.86
1:C:248:TYR:HD1	1:C:268:MET:HB2	1.37	0.86
1:E:639:ASN:H	1:E:639:ASN:ND2	1.73	0.86

*Continued on next page...*

*Continued from previous page...*

Atom-1	Atom-2	Interatomic distance (Å)	Clash overlap (Å)
1:F:254:ARG:HB3	1:F:254:ARG:HH11	1.38	0.86
1:F:462:ILE:HG12	1:F:463:THR:H	1.38	0.86
1:F:186:LYS:HE3	1:F:234:LEU:HD12	1.57	0.85
1:E:153:ILE:O	1:E:154:ILE:HD13	1.76	0.85
1:B:520:PRO:HG2	1:B:521:ASN:H	1.41	0.85
1:C:457:THR:HG21	1:C:468:LYS:HA	1.56	0.85
1:E:697:ILE:HG21	1:E:732:ILE:HD11	1.56	0.85
1:B:767:GLN:HG2	1:B:768:LYS:N	1.90	0.85
1:D:153:ILE:O	1:D:154:ILE:HD13	1.75	0.85
1:F:354:SER:O	1:F:371:SER:HB2	1.75	0.85
1:F:639:ASN:HD22	1:F:639:ASN:H	0.89	0.85
1:F:767:GLN:HG2	1:F:768:LYS:N	1.91	0.85
1:D:434:LEU:HD13	1:D:435:LEU:N	1.90	0.85
1:D:520:PRO:HG2	1:D:521:ASN:H	1.41	0.85
1:D:639:ASN:H	1:D:639:ASN:ND2	1.73	0.85
1:F:457:THR:HG21	1:F:468:LYS:HA	1.56	0.85
1:C:639:ASN:H	1:C:639:ASN:ND2	1.73	0.85
1:D:246:SER:O	1:D:250:ALA:HB2	1.76	0.85
1:D:639:ASN:HD22	1:D:639:ASN:H	0.90	0.85
1:D:729:TYR:HB2	1:D:756:ILE:HG21	1.59	0.85
1:F:90:PRO:HG2	1:F:93:VAL:HB	1.58	0.85
1:F:372:LYS:HG3	1:F:373:LYS:H	1.40	0.85
1:A:639:ASN:HD22	1:A:639:ASN:H	0.89	0.85
1:B:724:ARG:HH11	1:B:724:ARG:HG3	1.42	0.85
1:C:115:LYS:HZ3	1:C:116:GLU:H	1.25	0.85
1:D:225:ILE:HG12	1:D:229:PHE:HE2	1.42	0.85
1:E:107:THR:HG21	1:E:115:LYS:HD2	1.57	0.85
1:C:165:GLN:HE21	1:C:251:PRO:HG2	1.40	0.85
1:D:360:VAL:HG11	1:D:370:LEU:HD22	1.59	0.85
1:F:165:GLN:HE21	1:F:251:PRO:HG2	1.39	0.85
1:B:360:VAL:HG11	1:B:370:LEU:HD22	1.58	0.85
1:C:724:ARG:HH11	1:C:724:ARG:HG3	1.41	0.85
1:D:457:THR:HG21	1:D:468:LYS:HA	1.56	0.85
1:D:579:THR:O	1:D:581:GLN:N	2.10	0.84
1:E:225:ILE:HG12	1:E:229:PHE:HE2	1.41	0.84
1:F:89:ILE:HG22	1:F:93:VAL:HG11	1.56	0.84
1:A:579:THR:O	1:A:581:GLN:N	2.10	0.84
1:C:225:ILE:HG12	1:C:229:PHE:HE2	1.42	0.84
1:E:165:GLN:HE21	1:E:251:PRO:HG2	1.40	0.84
1:A:165:GLN:HE21	1:A:251:PRO:HG2	1.42	0.84
1:D:372:LYS:HG3	1:D:373:LYS:H	1.40	0.84

*Continued on next page...*

*Continued from previous page...*

Atom-1	Atom-2	Interatomic distance (Å)	Clash overlap (Å)
1:E:520:PRO:HG2	1:E:521:ASN:H	1.42	0.84
1:B:189:ASP:O	1:B:191:GLU:N	2.08	0.84
1:B:246:SER:O	1:B:250:ALA:HB2	1.76	0.84
1:C:90:PRO:HG2	1:C:93:VAL:HB	1.58	0.84
1:D:724:ARG:HG3	1:D:724:ARG:HH11	1.42	0.84
1:E:579:THR:O	1:E:581:GLN:N	2.10	0.84
1:E:724:ARG:HH11	1:E:724:ARG:HG3	1.40	0.84
1:A:115:LYS:HZ3	1:A:116:GLU:H	1.26	0.84
1:A:225:ILE:HG12	1:A:229:PHE:HE2	1.43	0.84
1:A:246:SER:O	1:A:250:ALA:HB2	1.76	0.84
1:C:115:LYS:HZ3	1:C:116:GLU:N	1.74	0.84
1:E:115:LYS:HZ3	1:E:116:GLU:H	1.24	0.84
1:E:295:VAL:HB	1:E:603:ILE:HG23	1.60	0.84
1:B:372:LYS:HG3	1:B:373:LYS:H	1.40	0.84
1:C:579:THR:O	1:C:581:GLN:N	2.10	0.84
1:A:107:THR:HG21	1:A:115:LYS:HD2	1.57	0.84
1:B:550:SER:H	1:B:553:GLN:HE21	1.22	0.84
1:C:186:LYS:HE3	1:C:234:LEU:HD12	1.60	0.84
1:E:112:VAL:HG12	1:E:113:GLU:H	1.43	0.84
1:B:225:ILE:HG12	1:B:229:PHE:HE2	1.42	0.84
1:B:579:THR:O	1:B:581:GLN:N	2.10	0.84
1:C:112:VAL:HG12	1:C:113:GLU:H	1.43	0.84
1:C:520:PRO:HG2	1:C:521:ASN:H	1.42	0.84
1:C:729:TYR:HB2	1:C:756:ILE:HG21	1.60	0.84
1:D:112:VAL:HG12	1:D:113:GLU:H	1.43	0.84
1:E:550:SER:H	1:E:553:GLN:HE21	1.21	0.84
1:E:767:GLN:HG2	1:E:768:LYS:HG2	1.59	0.84
1:A:115:LYS:HZ3	1:A:116:GLU:N	1.75	0.83
1:B:142:VAL:HG22	1:B:154:ILE:HD12	1.60	0.83
1:B:295:VAL:HB	1:B:603:ILE:HG23	1.60	0.83
1:A:112:VAL:HG12	1:A:113:GLU:H	1.43	0.83
1:C:372:LYS:HG3	1:C:373:LYS:H	1.40	0.83
1:D:107:THR:HG21	1:D:115:LYS:HD2	1.57	0.83
1:F:724:ARG:HH11	1:F:724:ARG:HG3	1.42	0.83
1:B:112:VAL:HG12	1:B:113:GLU:H	1.43	0.83
1:C:639:ASN:HD22	1:C:639:ASN:H	0.89	0.83
1:F:142:VAL:HG22	1:F:154:ILE:HD12	1.60	0.83
1:F:520:PRO:HG2	1:F:521:ASN:H	1.42	0.83
1:F:550:SER:H	1:F:553:GLN:HE21	1.22	0.83
1:F:579:THR:O	1:F:581:GLN:N	2.10	0.83
2:L:30:LYS:H	2:L:30:LYS:HD3	1.43	0.83

*Continued on next page...*

*Continued from previous page...*

Atom-1	Atom-2	Interatomic distance (Å)	Clash overlap (Å)
1:C:550:SER:H	1:C:553:GLN:HE21	1.24	0.83
1:E:142:VAL:HG22	1:E:154:ILE:HD12	1.61	0.83
1:F:295:VAL:HB	1:F:603:ILE:HG23	1.60	0.83
1:F:718:ARG:NH1	1:F:767:GLN:HE21	1.76	0.83
1:B:186:LYS:HE3	1:B:234:LEU:HD12	1.60	0.83
1:E:246:SER:O	1:E:250:ALA:HB2	1.77	0.83
1:B:148:GLU:HG3	1:B:149:THR:N	1.93	0.83
1:D:115:LYS:HZ1	1:D:116:GLU:H	1.24	0.83
1:E:729:TYR:HB2	1:E:756:ILE:HG21	1.59	0.83
1:C:148:GLU:HG3	1:C:149:THR:N	1.93	0.83
1:D:295:VAL:HB	1:D:603:ILE:HG23	1.60	0.83
1:F:112:VAL:HG12	1:F:113:GLU:H	1.44	0.83
1:A:550:SER:H	1:A:553:GLN:HE21	1.22	0.83
1:F:225:ILE:HG12	1:F:229:PHE:HE2	1.42	0.83
1:B:254:ARG:H	1:B:254:ARG:HD2	1.44	0.83
1:F:246:SER:O	1:F:250:ALA:HB2	1.78	0.83
2:I:30:LYS:H	2:I:30:LYS:HD3	1.44	0.83
1:A:694:VAL:HG23	2:H:18:LEU:HD21	1.60	0.82
1:D:550:SER:H	1:D:553:GLN:HE21	1.21	0.82
2:J:30:LYS:H	2:J:30:LYS:HD3	1.44	0.82
1:A:142:VAL:HG22	1:A:154:ILE:HD12	1.61	0.82
1:A:268:MET:O	1:A:271:LEU:HB2	1.79	0.82
1:D:325:TYR:CE1	1:D:598:PRO:HD3	2.14	0.82
1:A:520:PRO:HG2	1:A:521:ASN:H	1.42	0.82
1:A:729:TYR:HB2	1:A:756:ILE:HG21	1.60	0.82
1:D:142:VAL:HG22	1:D:154:ILE:HD12	1.61	0.82
1:D:254:ARG:H	1:D:254:ARG:HD2	1.44	0.82
1:D:268:MET:HA	1:D:271:LEU:HD12	1.61	0.82
1:C:325:TYR:CE1	1:C:598:PRO:HD3	2.14	0.82
2:K:37:ARG:HH11	2:K:37:ARG:HG2	1.43	0.82
2:L:48:LEU:HA	2:L:51:MET:HE1	1.61	0.82
1:A:718:ARG:O	1:A:722:ILE:HG13	1.80	0.82
1:C:295:VAL:HB	1:C:603:ILE:HG23	1.60	0.82
1:E:186:LYS:HE3	1:E:234:LEU:HD12	1.60	0.82
1:B:694:VAL:HG23	2:I:18:LEU:HD21	1.62	0.82
1:B:729:TYR:HB2	1:B:756:ILE:HG21	1.60	0.82
1:C:254:ARG:H	1:C:254:ARG:HD2	1.44	0.82
1:E:694:VAL:HG23	2:L:18:LEU:HD21	1.62	0.82
2:H:30:LYS:HD3	2:H:30:LYS:H	1.43	0.82
1:C:142:VAL:HG22	1:C:154:ILE:HD12	1.61	0.82
1:A:325:TYR:CE1	1:A:598:PRO:HD3	2.14	0.82

*Continued on next page...*



*Continued from previous page...*

Atom-1	Atom-2	Interatomic distance (Å)	Clash overlap (Å)
2:M:37:ARG:HG2	2:M:37:ARG:HH11	1.45	0.82
1:C:268:MET:HA	1:C:271:LEU:HD12	1.62	0.82
1:F:254:ARG:H	1:F:254:ARG:HD2	1.43	0.82
2:J:37:ARG:HG2	2:J:37:ARG:HH11	1.45	0.82
2:M:36:MET:HE3	2:M:43:PRO:HG3	1.61	0.82
1:E:661:ALA:O	1:E:665:LYS:HB2	1.80	0.81
1:B:607:ASN:HB3	1:B:609:GLU:OE2	1.80	0.81
1:D:160:ALA:O	1:D:161:ILE:HG13	1.80	0.81
1:E:550:SER:H	1:E:553:GLN:NE2	1.78	0.81
2:M:30:LYS:H	2:M:30:LYS:HD3	1.44	0.81
1:A:715:GLU:HG3	1:A:767:GLN:NE2	1.94	0.81
1:B:550:SER:H	1:B:553:GLN:NE2	1.78	0.81
1:B:718:ARG:O	1:B:722:ILE:HG13	1.81	0.81
1:C:324:THR:HB	1:C:499:PRO:HA	1.63	0.81
1:D:607:ASN:HB3	1:D:609:GLU:OE2	1.81	0.81
1:D:661:ALA:O	1:D:665:LYS:HB2	1.79	0.81
1:E:718:ARG:O	1:E:722:ILE:HG13	1.80	0.81
1:B:268:MET:O	1:B:271:LEU:HB2	1.81	0.81
1:E:550:SER:HB3	1:E:553:GLN:HG3	1.62	0.81
1:F:148:GLU:HG3	1:F:149:THR:N	1.94	0.81
1:F:550:SER:HB3	1:F:553:GLN:HG3	1.61	0.81
2:M:48:LEU:HA	2:M:51:MET:HE1	1.62	0.81
1:E:550:SER:HB3	1:E:553:GLN:CG	2.10	0.81
1:B:716:LYS:O	1:B:720:ILE:HG22	1.81	0.81
1:C:661:ALA:O	1:C:665:LYS:HB2	1.80	0.81
1:D:694:VAL:HG23	2:K:18:LEU:HD21	1.62	0.81
1:F:325:TYR:CE1	1:F:598:PRO:HD3	2.15	0.81
1:F:607:ASN:HB3	1:F:609:GLU:OE2	1.81	0.81
1:F:729:TYR:HB2	1:F:756:ILE:HG21	1.60	0.81
2:J:48:LEU:HA	2:J:51:MET:HE1	1.63	0.81
2:M:121:VAL:C	2:M:123:GLU:H	1.84	0.81
1:A:254:ARG:H	1:A:254:ARG:HD2	1.44	0.81
1:A:295:VAL:HB	1:A:603:ILE:HG23	1.60	0.81
1:D:550:SER:HB3	1:D:553:GLN:CG	2.11	0.81
1:D:718:ARG:O	1:D:722:ILE:HG13	1.80	0.81
2:L:37:ARG:HG2	2:L:37:ARG:HH11	1.45	0.81
1:A:607:ASN:HB3	1:A:609:GLU:OE2	1.80	0.81
1:A:661:ALA:O	1:A:665:LYS:HB2	1.81	0.81
1:B:661:ALA:O	1:B:665:LYS:HB2	1.80	0.81
1:C:182:ILE:O	1:C:182:ILE:HD13	1.81	0.81
1:C:694:VAL:HG23	2:J:18:LEU:HD21	1.61	0.81

*Continued on next page...*



*Continued from previous page...*

Atom-1	Atom-2	Interatomic distance (Å)	Clash overlap (Å)
1:E:611:THR:O	1:E:615:ILE:HG13	1.81	0.81
1:F:189:ASP:O	1:F:191:GLU:N	2.13	0.81
1:B:268:MET:HA	1:B:271:LEU:HD12	1.61	0.81
1:E:325:TYR:CE1	1:E:598:PRO:HD3	2.15	0.81
1:F:268:MET:O	1:F:271:LEU:HB2	1.80	0.81
1:C:607:ASN:HB3	1:C:609:GLU:OE2	1.81	0.80
1:E:122:GLU:CG	1:E:147:ARG:HB2	2.11	0.80
1:A:268:MET:HA	1:A:271:LEU:HD12	1.60	0.80
1:B:550:SER:HB3	1:B:553:GLN:CG	2.10	0.80
1:D:182:ILE:O	1:D:182:ILE:HD13	1.81	0.80
1:D:550:SER:H	1:D:553:GLN:NE2	1.77	0.80
1:F:550:SER:H	1:F:553:GLN:NE2	1.78	0.80
1:E:254:ARG:H	1:E:254:ARG:HD2	1.44	0.80
1:B:550:SER:HB3	1:B:553:GLN:HG3	1.61	0.80
1:D:268:MET:O	1:D:271:LEU:HB2	1.81	0.80
1:E:716:LYS:O	1:E:720:ILE:HG22	1.81	0.80
1:F:324:THR:HB	1:F:499:PRO:HA	1.63	0.80
1:F:550:SER:HB3	1:F:553:GLN:CG	2.11	0.80
1:B:668:SER:HA	2:I:14:GLU:HG3	1.64	0.80
2:J:121:VAL:C	2:J:123:GLU:H	1.84	0.80
2:K:30:LYS:HD3	2:K:30:LYS:H	1.44	0.80
1:B:325:TYR:CE1	1:B:598:PRO:HD3	2.16	0.80
1:C:76:LEU:O	1:C:78:LYS:N	2.15	0.80
1:D:715:GLU:HG3	1:D:767:GLN:NE2	1.96	0.80
1:E:268:MET:O	1:E:271:LEU:HB2	1.82	0.80
1:F:182:ILE:O	1:F:182:ILE:HD13	1.81	0.80
1:A:550:SER:H	1:A:553:GLN:NE2	1.79	0.80
1:A:716:LYS:O	1:A:720:ILE:HG22	1.81	0.80
1:E:288:VAL:HG23	1:E:289:GLU:H	1.47	0.80
2:L:117:THR:HG23	2:L:120:GLU:HB2	1.64	0.80
1:C:288:VAL:HG23	1:C:289:GLU:H	1.47	0.80
1:B:66:LEU:HD12	1:B:103:GLU:HA	1.64	0.80
1:C:268:MET:O	1:C:271:LEU:HB2	1.80	0.80
1:D:611:THR:O	1:D:615:ILE:HG13	1.83	0.80
1:E:268:MET:HA	1:E:271:LEU:HD12	1.62	0.80
1:A:248:TYR:CD1	1:A:268:MET:HB2	2.18	0.79
1:A:611:THR:O	1:A:615:ILE:HG13	1.82	0.79
1:C:550:SER:H	1:C:553:GLN:NE2	1.79	0.79
1:E:607:ASN:HB3	1:E:609:GLU:OE2	1.81	0.79
1:F:66:LEU:HD12	1:F:103:GLU:HA	1.64	0.79
1:F:288:VAL:HG23	1:F:289:GLU:H	1.47	0.79

*Continued on next page...*

*Continued from previous page...*

Atom-1	Atom-2	Interatomic distance (Å)	Clash overlap (Å)
1:F:661:ALA:O	1:F:665:LYS:HB2	1.80	0.79
1:A:664:ILE:HG21	2:H:15:ALA:HB2	1.65	0.79
1:B:248:TYR:CD1	1:B:268:MET:HB2	2.17	0.79
1:B:324:THR:HB	1:B:499:PRO:HA	1.64	0.79
1:C:597:ASN:HD22	1:C:601:GLU:N	1.81	0.79
1:D:288:VAL:HG23	1:D:289:GLU:H	1.47	0.79
1:E:66:LEU:HD12	1:E:103:GLU:HA	1.64	0.79
2:I:37:ARG:HG2	2:I:37:ARG:HH11	1.45	0.79
2:I:117:THR:HG23	2:I:120:GLU:HB2	1.64	0.79
2:M:92:PHE:O	2:M:94:LYS:N	2.15	0.79
1:A:324:THR:HB	1:A:499:PRO:HA	1.64	0.79
1:C:550:SER:HB3	1:C:553:GLN:CG	2.12	0.79
1:D:122:GLU:CG	1:D:147:ARG:HB2	2.10	0.79
1:E:182:ILE:HD13	1:E:182:ILE:O	1.81	0.79
1:F:611:THR:O	1:F:615:ILE:HG13	1.82	0.79
1:A:288:VAL:HG23	1:A:289:GLU:H	1.47	0.79
1:A:550:SER:HB3	1:A:553:GLN:CG	2.12	0.79
1:B:182:ILE:HD13	1:B:182:ILE:O	1.81	0.79
1:B:288:VAL:HG23	1:B:289:GLU:H	1.47	0.79
2:L:92:PHE:O	2:L:94:LYS:N	2.16	0.79
1:B:141:PHE:H	1:B:141:PHE:HD1	1.30	0.79
1:C:66:LEU:HD12	1:C:103:GLU:HA	1.65	0.79
1:D:180:ASP:CG	1:D:181:ILE:H	1.86	0.79
1:D:716:LYS:O	1:D:720:ILE:HG22	1.81	0.79
1:A:66:LEU:HD12	1:A:103:GLU:HA	1.65	0.79
1:B:160:ALA:O	1:B:161:ILE:HG13	1.83	0.79
1:D:66:LEU:HD12	1:D:103:GLU:HA	1.65	0.79
1:D:715:GLU:HG3	1:D:767:GLN:HE21	1.47	0.79
1:C:715:GLU:HG3	1:C:767:GLN:NE2	1.96	0.79
1:D:550:SER:HB3	1:D:553:GLN:HG3	1.62	0.79
1:E:141:PHE:HD1	1:E:141:PHE:H	1.30	0.79
1:F:694:VAL:HG23	2:M:18:LEU:HD21	1.63	0.79
2:K:48:LEU:HA	2:K:51:MET:HE1	1.65	0.79
1:F:716:LYS:O	1:F:720:ILE:HG22	1.82	0.79
1:A:550:SER:HB3	1:A:553:GLN:HB2	1.65	0.79
1:C:715:GLU:HG3	1:C:767:GLN:HE21	1.46	0.79
2:H:92:PHE:O	2:H:94:LYS:N	2.16	0.79
2:J:92:PHE:O	2:J:94:LYS:N	2.16	0.79
1:C:718:ARG:O	1:C:722:ILE:HG13	1.82	0.78
1:E:180:ASP:CG	1:E:181:ILE:H	1.87	0.78
1:F:268:MET:HA	1:F:271:LEU:HD12	1.62	0.78

*Continued on next page...*

*Continued from previous page...*

Atom-1	Atom-2	Interatomic distance (Å)	Clash overlap (Å)
2:H:37:ARG:HG2	2:H:37:ARG:HH11	1.45	0.78
2:L:121:VAL:C	2:L:123:GLU:H	1.84	0.78
1:B:611:THR:O	1:B:615:ILE:HG13	1.84	0.78
1:C:611:THR:O	1:C:615:ILE:HG13	1.84	0.78
1:F:718:ARG:O	1:F:722:ILE:HG13	1.82	0.78
2:J:117:THR:HG23	2:J:120:GLU:HB2	1.64	0.78
2:L:65:PHE:CD1	2:L:66:PRO:HD3	2.18	0.78
1:A:182:ILE:O	1:A:182:ILE:HD13	1.83	0.78
1:D:76:LEU:O	1:D:78:LYS:N	2.16	0.78
1:E:76:LEU:O	1:E:78:LYS:N	2.16	0.78
2:M:117:THR:HG23	2:M:120:GLU:HB2	1.64	0.78
1:C:180:ASP:CG	1:C:181:ILE:H	1.87	0.78
1:C:716:LYS:O	1:C:720:ILE:HG22	1.81	0.78
1:D:228:ASN:O	1:D:229:PHE:HB3	1.84	0.78
1:D:248:TYR:CD1	1:D:268:MET:HB2	2.18	0.78
1:E:248:TYR:CD1	1:E:268:MET:HB2	2.18	0.78
1:F:180:ASP:CG	1:F:181:ILE:H	1.87	0.78
1:F:397:GLU:HA	1:F:480:ASN:HB2	1.65	0.78
2:H:117:THR:HG23	2:H:120:GLU:HB2	1.64	0.78
1:A:597:ASN:HD22	1:A:601:GLU:N	1.81	0.78
1:E:324:THR:HB	1:E:499:PRO:HA	1.65	0.78
2:M:65:PHE:CD1	2:M:66:PRO:HD3	2.18	0.78
1:A:180:ASP:CG	1:A:181:ILE:H	1.86	0.78
1:A:228:ASN:O	1:A:229:PHE:HB3	1.84	0.78
1:E:550:SER:HB3	1:E:553:GLN:HB2	1.66	0.78
1:B:76:LEU:O	1:B:78:LYS:N	2.16	0.78
1:C:248:TYR:CD1	1:C:268:MET:HB2	2.18	0.78
1:D:597:ASN:HD22	1:D:601:GLU:N	1.81	0.78
1:F:597:ASN:HD22	1:F:601:GLU:N	1.82	0.78
1:A:456:LYS:HB3	1:A:471:TRP:N	1.98	0.78
1:D:141:PHE:H	1:D:141:PHE:HD1	1.30	0.78
1:D:324:THR:HB	1:D:499:PRO:HA	1.64	0.78
1:E:228:ASN:O	1:E:229:PHE:HB3	1.83	0.78
1:E:434:LEU:HD12	1:E:435:LEU:N	1.98	0.78
1:E:597:ASN:HD22	1:E:601:GLU:N	1.82	0.78
2:J:65:PHE:CD1	2:J:66:PRO:HD3	2.18	0.78
2:K:117:THR:HG23	2:K:120:GLU:HB2	1.64	0.78
1:D:550:SER:HB3	1:D:553:GLN:HB2	1.66	0.78
1:E:792:VAL:HG12	1:E:796:ILE:HD11	1.65	0.78
2:H:121:VAL:C	2:H:123:GLU:H	1.84	0.78
1:A:550:SER:HB3	1:A:553:GLN:HG3	1.63	0.78

*Continued on next page...*

*Continued from previous page...*

Atom-1	Atom-2	Interatomic distance (Å)	Clash overlap (Å)
1:C:141:PHE:HD1	1:C:141:PHE:H	1.30	0.78
1:F:199:LEU:C	1:F:201:ASP:H	1.87	0.78
2:I:121:VAL:C	2:I:123:GLU:H	1.83	0.78
2:K:65:PHE:CD1	2:K:66:PRO:HD3	2.18	0.78
1:B:597:ASN:HD22	1:B:601:GLU:N	1.82	0.77
1:C:792:VAL:HG12	1:C:796:ILE:HD11	1.65	0.77
1:D:100:LEU:HD11	1:D:182:ILE:HG21	1.66	0.77
1:D:499:PRO:HD3	1:D:552:TRP:CH2	2.19	0.77
1:E:678:VAL:HG22	1:E:745:TYR:CE2	2.19	0.77
2:H:65:PHE:CD1	2:H:66:PRO:HD3	2.18	0.77
2:K:92:PHE:O	2:K:94:LYS:N	2.17	0.77
1:A:499:PRO:HD3	1:A:552:TRP:CH2	2.20	0.77
1:B:180:ASP:CG	1:B:181:ILE:H	1.87	0.77
1:B:792:VAL:HG12	1:B:796:ILE:HD11	1.65	0.77
1:C:154:ILE:HG13	1:C:171:TYR:HE1	1.48	0.77
1:C:550:SER:HB3	1:C:553:GLN:HB2	1.66	0.77
1:D:456:LYS:HB3	1:D:471:TRP:N	1.99	0.77
1:D:792:VAL:HG12	1:D:796:ILE:HD11	1.65	0.77
1:C:550:SER:HB3	1:C:553:GLN:HG3	1.64	0.77
1:F:550:SER:HB3	1:F:553:GLN:HB2	1.66	0.77
2:H:48:LEU:HA	2:H:51:MET:HE1	1.66	0.77
2:I:92:PHE:O	2:I:94:LYS:N	2.17	0.77
2:J:36:MET:CE	2:J:43:PRO:HG3	2.14	0.77
2:K:121:VAL:C	2:K:123:GLU:H	1.84	0.77
1:A:76:LEU:O	1:A:78:LYS:N	2.16	0.77
1:A:776:LEU:O	1:A:776:LEU:HD23	1.84	0.77
1:B:499:PRO:HD3	1:B:552:TRP:CH2	2.20	0.77
1:D:397:GLU:HA	1:D:480:ASN:HB2	1.65	0.77
1:F:76:LEU:O	1:F:78:LYS:N	2.16	0.77
1:F:456:LYS:HB3	1:F:471:TRP:N	1.98	0.77
1:A:141:PHE:HD1	1:A:141:PHE:H	1.30	0.77
1:B:456:LYS:HB3	1:B:471:TRP:N	1.98	0.77
1:C:776:LEU:HD23	1:C:776:LEU:O	1.85	0.77
1:E:325:TYR:HB2	1:E:498:ALA:HB3	1.67	0.77
1:E:456:LYS:HB3	1:E:471:TRP:N	1.99	0.77
1:E:499:PRO:HD3	1:E:552:TRP:CH2	2.20	0.77
1:C:115:LYS:HD3	1:C:153:ILE:HD13	1.67	0.77
2:J:36:MET:HE3	2:J:43:PRO:HG3	1.65	0.77
1:A:397:GLU:HA	1:A:480:ASN:HB2	1.65	0.77
1:A:668:SER:HA	2:H:14:GLU:HG3	1.66	0.77
1:D:179:LEU:HD23	1:D:179:LEU:H	1.50	0.77

*Continued on next page...*

*Continued from previous page...*

Atom-1	Atom-2	Interatomic distance (Å)	Clash overlap (Å)
1:E:115:LYS:HD3	1:E:153:ILE:HD13	1.67	0.77
1:F:248:TYR:CD1	1:F:268:MET:HB2	2.18	0.77
1:F:499:PRO:HD3	1:F:552:TRP:CH2	2.19	0.77
1:B:316:LYS:HG3	1:B:600:GLY:HA2	1.67	0.77
1:B:397:GLU:HA	1:B:480:ASN:HB2	1.66	0.77
1:B:550:SER:HB3	1:B:553:GLN:HB2	1.67	0.77
1:C:499:PRO:HD3	1:C:552:TRP:CH2	2.19	0.77
1:C:664:ILE:HG21	2:J:15:ALA:HB2	1.66	0.77
1:C:668:SER:HA	2:J:14:GLU:HG3	1.66	0.77
1:D:776:LEU:O	1:D:776:LEU:HD23	1.85	0.77
1:F:160:ALA:O	1:F:161:ILE:HG13	1.85	0.77
1:B:434:LEU:HD13	1:B:435:LEU:N	1.99	0.77
1:B:664:ILE:HG21	2:I:15:ALA:HB2	1.67	0.77
1:C:456:LYS:HB3	1:C:471:TRP:N	1.98	0.77
1:D:115:LYS:HD3	1:D:153:ILE:HD13	1.66	0.77
2:I:65:PHE:CD1	2:I:66:PRO:HD3	2.18	0.77
1:A:792:VAL:HG12	1:A:796:ILE:HD11	1.65	0.77
1:B:228:ASN:O	1:B:229:PHE:HB3	1.84	0.77
1:E:316:LYS:HG3	1:E:600:GLY:HA2	1.67	0.77
1:E:668:SER:HA	2:L:14:GLU:HG3	1.67	0.77
1:F:141:PHE:HD1	1:F:141:PHE:H	1.30	0.77
2:K:36:MET:CE	2:K:43:PRO:HG3	2.15	0.77
1:F:115:LYS:HD3	1:F:153:ILE:HD13	1.67	0.76
1:C:397:GLU:HA	1:C:480:ASN:HB2	1.65	0.76
1:D:154:ILE:HG13	1:D:171:TYR:HE1	1.48	0.76
1:D:709:ASN:HB2	2:K:130:ILE:HG23	1.67	0.76
2:I:48:LEU:HA	2:I:51:MET:HE1	1.66	0.76
1:F:115:LYS:HZ3	1:F:116:GLU:HG2	1.47	0.76
1:F:228:ASN:O	1:F:229:PHE:HB3	1.83	0.76
1:F:409:ARG:NE	1:F:413:LEU:HD21	2.00	0.76
1:F:435:LEU:HG	1:F:446:ILE:HG22	1.66	0.76
2:H:36:MET:CE	2:H:43:PRO:HG3	2.15	0.76
1:A:671:ARG:NH1	1:A:677:GLY:HA3	2.00	0.76
1:B:154:ILE:HG13	1:B:171:TYR:HE1	1.48	0.76
1:C:316:LYS:HG3	1:C:600:GLY:HA2	1.68	0.76
1:F:154:ILE:HG13	1:F:171:TYR:HE1	1.47	0.76
1:F:709:ASN:HB2	2:M:130:ILE:HG23	1.68	0.76
1:F:792:VAL:HG12	1:F:796:ILE:HD11	1.66	0.76
2:M:36:MET:CE	2:M:43:PRO:HG3	2.16	0.76
1:B:776:LEU:O	1:B:776:LEU:HD23	1.84	0.76
1:C:671:ARG:NH1	1:C:677:GLY:HA3	2.01	0.76

*Continued on next page...*

*Continued from previous page...*

Atom-1	Atom-2	Interatomic distance (Å)	Clash overlap (Å)
1:E:409:ARG:NE	1:E:413:LEU:HD21	2.01	0.76
2:L:36:MET:CE	2:L:43:PRO:HG3	2.14	0.76
1:A:316:LYS:HG3	1:A:600:GLY:HA2	1.67	0.76
1:A:325:TYR:HB2	1:A:498:ALA:HB3	1.68	0.76
1:B:409:ARG:NE	1:B:413:LEU:HD21	2.01	0.76
1:C:179:LEU:HD23	1:C:179:LEU:H	1.50	0.76
1:D:664:ILE:HG21	2:K:15:ALA:HB2	1.67	0.76
1:E:397:GLU:HA	1:E:480:ASN:HB2	1.66	0.76
1:E:664:ILE:HG21	2:L:15:ALA:HB2	1.67	0.76
1:F:316:LYS:HG3	1:F:600:GLY:HA2	1.68	0.76
1:F:671:ARG:NH1	1:F:677:GLY:HA3	2.01	0.76
2:I:36:MET:CE	2:I:43:PRO:HG3	2.16	0.76
1:A:435:LEU:HG	1:A:446:ILE:HG22	1.66	0.76
1:B:115:LYS:HD3	1:B:153:ILE:HD13	1.67	0.76
1:E:100:LEU:HD11	1:E:182:ILE:HG21	1.68	0.76
1:E:154:ILE:HG13	1:E:171:TYR:HE1	1.47	0.76
1:E:199:LEU:C	1:E:201:ASP:H	1.88	0.76
1:A:199:LEU:C	1:A:201:ASP:H	1.88	0.76
1:F:275:GLY:HA2	1:F:278:LYS:CE	2.16	0.76
1:A:179:LEU:HD23	1:A:179:LEU:H	1.50	0.76
1:A:409:ARG:NE	1:A:413:LEU:HD21	2.01	0.76
1:C:275:GLY:HA2	1:C:278:LYS:CE	2.16	0.76
1:C:409:ARG:NE	1:C:413:LEU:HD21	2.00	0.76
1:D:316:LYS:HG3	1:D:600:GLY:HA2	1.68	0.76
1:F:664:ILE:HG21	2:M:15:ALA:HB2	1.66	0.76
2:I:48:LEU:HD12	2:I:51:MET:HE1	1.68	0.75
1:A:154:ILE:HG13	1:A:171:TYR:HE1	1.48	0.75
1:B:100:LEU:HD11	1:B:182:ILE:HG21	1.68	0.75
1:C:199:LEU:C	1:C:201:ASP:H	1.89	0.75
1:E:179:LEU:HD23	1:E:179:LEU:H	1.50	0.75
2:I:36:MET:HE3	2:I:43:PRO:HG3	1.68	0.75
1:C:228:ASN:O	1:C:229:PHE:HB3	1.83	0.75
1:F:776:LEU:HD23	1:F:776:LEU:O	1.85	0.75
2:H:12:PHE:CE1	2:H:72:MET:HG3	2.22	0.75
1:D:409:ARG:NE	1:D:413:LEU:HD21	2.00	0.75
1:E:567:THR:CG2	1:E:568:GLY:H	1.99	0.75
1:E:709:ASN:HB2	2:L:130:ILE:HG23	1.67	0.75
1:D:325:TYR:HB2	1:D:498:ALA:HB3	1.69	0.75
1:E:671:ARG:NH1	1:E:677:GLY:HA3	2.01	0.75
1:D:134:LYS:HB3	1:D:136:PRO:HD2	1.69	0.75
1:C:567:THR:CG2	1:C:568:GLY:H	1.99	0.75

*Continued on next page...*

*Continued from previous page...*

Atom-1	Atom-2	Interatomic distance (Å)	Clash overlap (Å)
1:E:776:LEU:HD23	1:E:776:LEU:O	1.85	0.75
1:F:100:LEU:HD11	1:F:182:ILE:HG21	1.68	0.75
2:J:12:PHE:CE1	2:J:72:MET:HG3	2.22	0.75
1:A:115:LYS:HD3	1:A:153:ILE:HD13	1.67	0.75
1:B:671:ARG:NH1	1:B:677:GLY:HA3	2.01	0.75
1:D:275:GLY:HA2	1:D:278:LYS:CE	2.17	0.75
1:D:293:ILE:O	1:D:295:VAL:HG13	1.87	0.75
1:D:671:ARG:NH1	1:D:677:GLY:HA3	2.01	0.75
1:F:567:THR:CG2	1:F:568:GLY:H	1.99	0.75
2:H:48:LEU:HD12	2:H:51:MET:HE1	1.69	0.75
1:B:134:LYS:HB3	1:B:136:PRO:HD2	1.69	0.75
1:B:567:THR:CG2	1:B:568:GLY:H	1.99	0.75
1:D:567:THR:CG2	1:D:568:GLY:H	1.99	0.75
1:A:567:THR:CG2	1:A:568:GLY:H	1.99	0.74
1:C:134:LYS:HB3	1:C:136:PRO:HD2	1.69	0.74
1:D:199:LEU:C	1:D:201:ASP:H	1.88	0.74
1:E:275:GLY:HA2	1:E:278:LYS:CE	2.16	0.74
1:F:179:LEU:HD23	1:F:179:LEU:H	1.50	0.74
1:A:709:ASN:HB2	2:H:130:ILE:HG23	1.68	0.74
1:C:325:TYR:HB2	1:C:498:ALA:HB3	1.69	0.74
1:E:134:LYS:HB3	1:E:136:PRO:HD2	1.69	0.74
1:F:122:GLU:CG	1:F:147:ARG:HB2	2.14	0.74
1:A:718:ARG:NH1	1:A:767:GLN:HE21	1.85	0.74
1:E:293:ILE:O	1:E:295:VAL:HG13	1.87	0.74
1:C:160:ALA:O	1:C:161:ILE:HG13	1.86	0.74
1:C:678:VAL:HG22	1:C:745:TYR:CE2	2.22	0.74
1:F:325:TYR:HB2	1:F:498:ALA:HB3	1.69	0.74
1:B:179:LEU:HD23	1:B:179:LEU:H	1.51	0.74
1:A:293:ILE:O	1:A:295:VAL:HG13	1.87	0.74
1:B:697:ILE:CD1	1:B:732:ILE:HD13	2.12	0.74
1:C:709:ASN:HB2	2:J:130:ILE:HG23	1.68	0.74
2:M:12:PHE:CE1	2:M:72:MET:HG3	2.22	0.74
1:A:581:GLN:NE2	1:A:629:ASN:H	1.85	0.74
1:A:678:VAL:HG22	1:A:745:TYR:CE2	2.23	0.74
1:F:678:VAL:HG22	1:F:745:TYR:CE2	2.22	0.74
1:A:100:LEU:HD11	1:A:182:ILE:HG21	1.70	0.74
1:B:293:ILE:O	1:B:295:VAL:HG13	1.87	0.74
1:D:678:VAL:HG22	1:D:745:TYR:CE2	2.22	0.74
1:F:293:ILE:O	1:F:295:VAL:HG13	1.87	0.74
1:F:305:SER:OG	1:F:307:LEU:HD13	1.87	0.74
2:L:12:PHE:CE1	2:L:72:MET:HG3	2.23	0.74

*Continued on next page...*



*Continued from previous page...*

Atom-1	Atom-2	Interatomic distance (Å)	Clash overlap (Å)
1:A:148:GLU:HG3	1:A:149:THR:N	2.02	0.74
2:K:12:PHE:CE1	2:K:72:MET:HG3	2.23	0.74
1:A:187:SER:C	1:A:188:LEU:O	2.16	0.74
1:A:629:ASN:HD22	1:A:630:ARG:N	1.85	0.74
1:C:293:ILE:O	1:C:295:VAL:HG13	1.88	0.74
1:D:629:ASN:HD22	1:D:630:ARG:N	1.85	0.74
1:E:550:SER:HB3	1:E:553:GLN:CB	2.18	0.74
1:F:134:LYS:HB3	1:F:136:PRO:HD2	1.69	0.74
1:F:657:ILE:HG13	1:F:756:ILE:HD13	1.70	0.74
2:I:12:PHE:CE1	2:I:72:MET:HG3	2.23	0.74
2:I:102:ALA:HB1	2:I:121:VAL:HG12	1.70	0.74
2:J:48:LEU:HD12	2:J:51:MET:HE1	1.70	0.74
1:A:335:ALA:O	1:A:339:ILE:HG13	1.88	0.73
1:B:325:TYR:HB2	1:B:498:ALA:HB3	1.70	0.73
2:L:102:ALA:HB1	2:L:121:VAL:HG12	1.70	0.73
1:C:657:ILE:HG13	1:C:756:ILE:HD13	1.70	0.73
1:F:629:ASN:HD22	1:F:630:ARG:N	1.85	0.73
1:A:275:GLY:HA2	1:A:278:LYS:CE	2.17	0.73
1:C:100:LEU:HD11	1:C:182:ILE:HG21	1.69	0.73
1:E:305:SER:OG	1:E:307:LEU:HD13	1.87	0.73
1:E:657:ILE:HG13	1:E:756:ILE:HD13	1.70	0.73
2:K:48:LEU:HD12	2:K:51:MET:HE1	1.69	0.73
1:C:305:SER:OG	1:C:307:LEU:HD13	1.88	0.73
1:D:305:SER:OG	1:D:307:LEU:HD13	1.88	0.73
2:H:102:ALA:HB1	2:H:121:VAL:HG12	1.70	0.73
2:M:102:ALA:HB1	2:M:121:VAL:HG12	1.71	0.73
1:B:199:LEU:C	1:B:201:ASP:H	1.88	0.73
1:B:275:GLY:HA2	1:B:278:LYS:CE	2.16	0.73
1:B:581:GLN:NE2	1:B:629:ASN:H	1.85	0.73
1:D:409:ARG:CZ	1:D:413:LEU:HD21	2.19	0.73
1:E:409:ARG:CZ	1:E:413:LEU:HD21	2.19	0.73
1:F:409:ARG:CZ	1:F:413:LEU:HD21	2.19	0.73
1:A:134:LYS:HB3	1:A:136:PRO:HD2	1.69	0.73
1:B:678:VAL:HG22	1:B:745:TYR:CE2	2.24	0.73
1:C:629:ASN:HD22	1:C:630:ARG:N	1.86	0.73
1:D:581:GLN:NE2	1:D:629:ASN:H	1.87	0.73
1:D:302:LEU:HB2	1:D:602:PHE:HD1	1.54	0.73
1:E:189:ASP:C	1:E:191:GLU:H	1.91	0.73
1:F:550:SER:HB3	1:F:553:GLN:CB	2.19	0.73
1:A:108:ASP:O	1:A:155:ASN:HB2	1.89	0.73
1:B:550:SER:HB3	1:B:553:GLN:CB	2.19	0.73

*Continued on next page...*



*Continued from previous page...*

Atom-1	Atom-2	Interatomic distance (Å)	Clash overlap (Å)
1:A:409:ARG:CZ	1:A:413:LEU:HD21	2.19	0.72
1:B:305:SER:OG	1:B:307:LEU:HD13	1.88	0.72
1:B:497:LEU:CD1	1:B:556:MET:HG2	2.19	0.72
1:D:668:SER:HA	2:K:14:GLU:HG3	1.70	0.72
1:E:335:ALA:O	1:E:339:ILE:HG13	1.89	0.72
1:F:668:SER:HA	2:M:14:GLU:HG3	1.68	0.72
1:A:657:ILE:HG13	1:A:756:ILE:HD13	1.72	0.72
1:B:709:ASN:HB2	2:I:130:ILE:HG23	1.69	0.72
1:C:722:ILE:HD13	1:C:764:LEU:HD23	1.71	0.72
1:D:295:VAL:C	1:D:296:LEU:HD23	2.09	0.72
1:A:550:SER:HB3	1:A:553:GLN:CB	2.19	0.72
1:C:409:ARG:CZ	1:C:413:LEU:HD21	2.19	0.72
1:E:497:LEU:CD1	1:E:556:MET:HG2	2.19	0.72
1:C:295:VAL:C	1:C:296:LEU:HD23	2.10	0.72
1:C:657:ILE:HG13	1:C:756:ILE:CD1	2.20	0.72
1:D:540:ARG:NH2	2:K:87:GLU:OE1	2.22	0.72
1:E:629:ASN:HD22	1:E:630:ARG:N	1.85	0.72
2:J:102:ALA:HB1	2:J:121:VAL:HG12	1.71	0.72
1:B:77:ASP:O	1:B:81:GLN:HB2	1.89	0.72
1:C:108:ASP:O	1:C:155:ASN:HB2	1.90	0.72
1:C:122:GLU:CG	1:C:147:ARG:HB2	2.18	0.72
1:C:550:SER:HB3	1:C:553:GLN:CB	2.19	0.72
1:D:108:ASP:O	1:D:155:ASN:HB2	1.90	0.72
1:D:435:LEU:HG	1:D:446:ILE:HG22	1.71	0.72
1:F:77:ASP:O	1:F:81:GLN:HB2	1.90	0.72
2:M:48:LEU:HD12	2:M:51:MET:HE1	1.71	0.72
1:A:295:VAL:C	1:A:296:LEU:HD23	2.10	0.72
1:A:305:SER:OG	1:A:307:LEU:HD13	1.88	0.72
1:B:629:ASN:HD22	1:B:630:ARG:N	1.86	0.72
1:C:77:ASP:O	1:C:81:GLN:HB2	1.90	0.72
1:C:581:GLN:NE2	1:C:629:ASN:H	1.87	0.72
1:F:497:LEU:CD1	1:F:556:MET:HG2	2.19	0.72
1:B:108:ASP:O	1:B:155:ASN:HB2	1.90	0.72
1:C:161:ILE:HA	1:C:167:LYS:HD2	1.71	0.72
1:D:550:SER:HB3	1:D:553:GLN:CB	2.19	0.72
1:D:657:ILE:HG13	1:D:756:ILE:HD13	1.72	0.72
1:E:581:GLN:NE2	1:E:629:ASN:H	1.87	0.72
2:J:69:LEU:HD12	2:J:69:LEU:O	1.90	0.72
1:A:160:ALA:O	1:A:161:ILE:HG13	1.88	0.72
1:A:722:ILE:HD13	1:A:764:LEU:HD23	1.72	0.72
1:A:767:GLN:HG2	1:A:768:LYS:HG2	1.72	0.72

*Continued on next page...*

*Continued from previous page...*

Atom-1	Atom-2	Interatomic distance (Å)	Clash overlap (Å)
2:H:65:PHE:HD1	2:H:66:PRO:HD3	1.53	0.72
1:A:302:LEU:HB2	1:A:602:PHE:HD1	1.54	0.72
1:A:635:ILE:H	1:A:635:ILE:HD12	1.54	0.72
1:C:297:LYS:HG2	1:C:603:ILE:HG12	1.71	0.72
1:F:189:ASP:C	1:F:191:GLU:H	1.92	0.72
1:F:295:VAL:C	1:F:296:LEU:HD23	2.10	0.72
1:F:540:ARG:NH2	2:M:87:GLU:OE1	2.23	0.72
1:F:581:GLN:NE2	1:F:629:ASN:H	1.87	0.72
2:I:65:PHE:HD1	2:I:66:PRO:HD3	1.54	0.72
1:A:77:ASP:O	1:A:81:GLN:HB2	1.89	0.71
1:B:122:GLU:CG	1:B:147:ARG:HB2	2.18	0.71
1:C:302:LEU:HB2	1:C:602:PHE:HD1	1.55	0.71
1:D:77:ASP:O	1:D:81:GLN:HB2	1.90	0.71
1:D:697:ILE:CD1	1:D:732:ILE:HD13	2.13	0.71
1:E:77:ASP:O	1:E:81:GLN:HB2	1.90	0.71
1:A:767:GLN:HG2	1:A:768:LYS:N	2.04	0.71
1:E:108:ASP:O	1:E:155:ASN:HB2	1.89	0.71
1:A:122:GLU:CG	1:A:147:ARG:HB2	2.18	0.71
1:A:297:LYS:HG2	1:A:603:ILE:HG12	1.71	0.71
1:B:409:ARG:CZ	1:B:413:LEU:HD21	2.19	0.71
1:C:557:LEU:HD21	1:C:575:VAL:HG12	1.72	0.71
1:D:722:ILE:HD13	1:D:764:LEU:HD23	1.72	0.71
1:F:176:GLY:HA2	1:F:179:LEU:HD21	1.72	0.71
1:F:657:ILE:HG13	1:F:756:ILE:CD1	2.20	0.71
2:L:83:GLU:O	2:L:87:GLU:HG3	1.90	0.71
1:A:684:ASP:C	1:A:686:ASP:H	1.94	0.71
1:D:161:ILE:HA	1:D:167:LYS:HD2	1.71	0.71
1:D:657:ILE:HG13	1:D:756:ILE:CD1	2.20	0.71
1:F:108:ASP:O	1:F:155:ASN:HB2	1.90	0.71
1:F:722:ILE:HD13	1:F:764:LEU:HD23	1.72	0.71
2:K:102:ALA:HB1	2:K:121:VAL:HG12	1.71	0.71
1:A:497:LEU:CD1	1:A:556:MET:HG2	2.20	0.71
1:D:173:ILE:HG13	1:D:242:SER:CB	2.20	0.71
1:E:462:ILE:HG12	1:E:463:THR:N	2.06	0.71
1:E:557:LEU:HD21	1:E:575:VAL:HG12	1.71	0.71
1:E:722:ILE:HD13	1:E:764:LEU:HD23	1.72	0.71
1:F:351:HIS:HB2	1:F:386:GLU:HG2	1.73	0.71
1:A:351:HIS:HB2	1:A:386:GLU:HG2	1.72	0.71
1:D:176:GLY:HA2	1:D:179:LEU:HD21	1.73	0.71
1:E:351:HIS:HB2	1:E:386:GLU:HG2	1.73	0.71
1:F:335:ALA:O	1:F:339:ILE:HG13	1.90	0.71

*Continued on next page...*

*Continued from previous page...*

Atom-1	Atom-2	Interatomic distance (Å)	Clash overlap (Å)
1:F:715:GLU:HG3	1:F:767:GLN:NE2	2.06	0.71
1:A:780:LEU:HD12	1:A:789:ASN:OD1	1.91	0.71
1:B:295:VAL:C	1:B:296:LEU:HD23	2.10	0.71
1:C:472:ARG:HB3	1:C:472:ARG:NH1	2.06	0.71
1:F:462:ILE:HG12	1:F:463:THR:N	2.06	0.71
2:M:65:PHE:HD1	2:M:66:PRO:HD3	1.54	0.71
1:A:176:GLY:HA2	1:A:179:LEU:HD21	1.72	0.71
1:A:697:ILE:CD1	1:A:732:ILE:HD13	2.14	0.71
1:B:351:HIS:HB2	1:B:386:GLU:HG2	1.73	0.71
1:C:462:ILE:HG12	1:C:463:THR:N	2.06	0.71
1:C:540:ARG:NH2	2:J:87:GLU:OE1	2.23	0.71
1:D:497:LEU:CD1	1:D:556:MET:HG2	2.20	0.71
1:E:123:GLU:HG2	1:E:124:GLU:N	2.04	0.71
1:E:443:GLU:OE2	1:E:458:LYS:HG2	1.91	0.71
1:E:657:ILE:HG13	1:E:756:ILE:CD1	2.20	0.71
2:J:65:PHE:HD1	2:J:66:PRO:HD3	1.53	0.71
2:L:69:LEU:HD12	2:L:69:LEU:O	1.91	0.71
1:D:462:ILE:HG12	1:D:463:THR:N	2.06	0.71
1:D:719:LYS:HA	1:D:722:ILE:HD12	1.72	0.71
2:I:69:LEU:HD12	2:I:69:LEU:O	1.91	0.71
1:B:335:ALA:O	1:B:339:ILE:HG13	1.90	0.71
1:C:335:ALA:O	1:C:339:ILE:HG13	1.90	0.71
1:D:557:LEU:HD21	1:D:575:VAL:HG12	1.71	0.71
1:E:297:LYS:HG2	1:E:603:ILE:HG12	1.71	0.71
1:A:159:TYR:CD1	1:A:159:TYR:N	2.58	0.70
1:B:176:GLY:HA2	1:B:179:LEU:HD21	1.73	0.70
1:B:557:LEU:HD21	1:B:575:VAL:HG12	1.71	0.70
1:B:657:ILE:HG13	1:B:756:ILE:HD13	1.72	0.70
1:D:423:LYS:HG3	1:D:424:LYS:N	2.06	0.70
2:H:83:GLU:O	2:H:87:GLU:HG3	1.91	0.70
2:K:65:PHE:HD1	2:K:66:PRO:HD3	1.53	0.70
1:A:540:ARG:NH2	2:H:87:GLU:OE1	2.24	0.70
1:B:540:ARG:NH2	2:I:87:GLU:OE1	2.23	0.70
1:C:217:LYS:NZ	1:C:236:GLU:HB2	2.06	0.70
2:M:58:ASP:HB3	2:M:62:THR:CG2	2.21	0.70
1:A:173:ILE:HG13	1:A:242:SER:CB	2.21	0.70
1:B:462:ILE:HG12	1:B:463:THR:N	2.05	0.70
1:B:722:ILE:HD13	1:B:764:LEU:HD23	1.73	0.70
1:C:776:LEU:HD11	1:C:793:PHE:HE1	1.56	0.70
1:C:780:LEU:HD12	1:C:789:ASN:OD1	1.90	0.70
1:D:351:HIS:HB2	1:D:386:GLU:HG2	1.73	0.70

*Continued on next page...*

*Continued from previous page...*

Atom-1	Atom-2	Interatomic distance (Å)	Clash overlap (Å)
1:D:684:ASP:C	1:D:686:ASP:H	1.94	0.70
1:D:780:LEU:HD12	1:D:789:ASN:OD1	1.91	0.70
1:E:295:VAL:C	1:E:296:LEU:HD23	2.11	0.70
1:E:302:LEU:HB2	1:E:602:PHE:HD1	1.54	0.70
2:L:65:PHE:HD1	2:L:66:PRO:HD3	1.53	0.70
1:C:351:HIS:HB2	1:C:386:GLU:HG2	1.73	0.70
1:F:217:LYS:NZ	1:F:236:GLU:HB2	2.06	0.70
1:F:423:LYS:HG3	1:F:424:LYS:N	2.07	0.70
1:F:472:ARG:HB3	1:F:472:ARG:NH1	2.06	0.70
2:L:48:LEU:HD12	2:L:51:MET:HE1	1.72	0.70
1:A:423:LYS:HG3	1:A:424:LYS:N	2.07	0.70
1:B:161:ILE:HA	1:B:167:LYS:HD2	1.73	0.70
1:B:302:LEU:HB2	1:B:602:PHE:HD1	1.54	0.70
1:B:657:ILE:HG13	1:B:756:ILE:CD1	2.21	0.70
1:B:684:ASP:C	1:B:686:ASP:H	1.94	0.70
1:C:189:ASP:C	1:C:191:GLU:H	1.93	0.70
1:F:161:ILE:HA	1:F:167:LYS:HD2	1.72	0.70
1:F:173:ILE:HG13	1:F:242:SER:CB	2.21	0.70
2:I:83:GLU:O	2:I:87:GLU:HG3	1.91	0.70
1:A:462:ILE:HG12	1:A:463:THR:N	2.06	0.70
1:B:472:ARG:NH1	1:B:472:ARG:HB3	2.05	0.70
1:C:435:LEU:HG	1:C:446:ILE:HG22	1.72	0.70
1:D:189:ASP:C	1:D:191:GLU:H	1.94	0.70
1:E:176:GLY:HA2	1:E:179:LEU:HD21	1.73	0.70
1:B:297:LYS:HG2	1:B:603:ILE:HG12	1.72	0.70
1:C:423:LYS:HG3	1:C:424:LYS:N	2.06	0.70
1:D:345:THR:HG22	1:D:490:ALA:O	1.92	0.70
1:D:358:GLY:H	1:D:418:ILE:HG22	1.57	0.70
2:L:58:ASP:HB3	2:L:62:THR:CG2	2.22	0.70
1:A:657:ILE:HG13	1:A:756:ILE:CD1	2.21	0.70
1:B:719:LYS:HA	1:B:722:ILE:HD12	1.74	0.70
1:B:776:LEU:HD11	1:B:793:PHE:HE1	1.56	0.70
1:C:123:GLU:HG2	1:C:124:GLU:N	2.03	0.70
1:C:279:ILE:O	1:C:283:LEU:HD13	1.92	0.70
1:D:148:GLU:HG3	1:D:149:THR:N	2.06	0.70
1:D:776:LEU:HD11	1:D:793:PHE:HE1	1.55	0.70
1:E:780:LEU:HD12	1:E:789:ASN:OD1	1.91	0.70
1:A:776:LEU:HD11	1:A:793:PHE:HE1	1.56	0.70
1:B:435:LEU:HG	1:B:446:ILE:HG22	1.72	0.70
1:B:615:ILE:HG23	1:B:619:ILE:HD12	1.74	0.70
1:C:187:SER:C	1:C:188:LEU:O	2.22	0.70

*Continued on next page...*

*Continued from previous page...*

Atom-1	Atom-2	Interatomic distance (Å)	Clash overlap (Å)
1:C:567:THR:CG2	1:C:568:GLY:N	2.55	0.70
1:E:540:ARG:NH2	2:L:87:GLU:OE1	2.25	0.70
1:F:780:LEU:HD12	1:F:789:ASN:OD1	1.91	0.70
2:J:58:ASP:HB3	2:J:62:THR:CG2	2.22	0.70
2:M:10:ALA:O	2:M:14:GLU:HB2	1.92	0.70
1:A:443:GLU:OE2	1:A:458:LYS:HG2	1.91	0.70
1:A:472:ARG:HB3	1:A:472:ARG:NH1	2.06	0.70
1:B:715:GLU:HG3	1:B:767:GLN:HE21	1.54	0.70
1:C:472:ARG:HB3	1:C:472:ARG:HH11	1.57	0.70
1:D:335:ALA:O	1:D:339:ILE:HG13	1.91	0.70
1:D:472:ARG:HB3	1:D:472:ARG:HH11	1.57	0.70
1:E:173:ILE:HG13	1:E:242:SER:CB	2.20	0.70
1:E:225:ILE:HG12	1:E:229:PHE:CE2	2.27	0.70
1:F:297:LYS:HG2	1:F:603:ILE:HG12	1.71	0.70
1:A:557:LEU:HD21	1:A:575:VAL:HG12	1.73	0.69
1:B:217:LYS:NZ	1:B:236:GLU:HB2	2.07	0.69
2:J:83:GLU:O	2:J:87:GLU:HG3	1.92	0.69
2:K:83:GLU:O	2:K:87:GLU:HG3	1.92	0.69
1:A:161:ILE:HA	1:A:167:LYS:HD2	1.72	0.69
1:A:450:ASN:O	1:A:452:GLU:N	2.24	0.69
1:C:684:ASP:C	1:C:686:ASP:H	1.94	0.69
1:D:472:ARG:HB3	1:D:472:ARG:NH1	2.06	0.69
1:E:794:GLN:O	1:E:797:ILE:HG12	1.93	0.69
1:F:302:LEU:HB2	1:F:602:PHE:HD1	1.56	0.69
1:F:794:GLN:O	1:F:797:ILE:HG12	1.92	0.69
2:K:10:ALA:O	2:K:14:GLU:HB2	1.92	0.69
1:A:358:GLY:H	1:A:418:ILE:HG22	1.58	0.69
1:C:173:ILE:HG13	1:C:242:SER:CB	2.21	0.69
1:E:345:THR:HG22	1:E:490:ALA:O	1.93	0.69
1:E:719:LYS:HA	1:E:722:ILE:HD12	1.75	0.69
1:A:794:GLN:O	1:A:797:ILE:HG12	1.92	0.69
1:B:187:SER:C	1:B:188:LEU:O	2.23	0.69
1:B:302:LEU:HD22	1:B:602:PHE:CE1	2.28	0.69
1:C:719:LYS:HA	1:C:722:ILE:HD12	1.74	0.69
1:C:794:GLN:O	1:C:797:ILE:HG12	1.92	0.69
1:D:217:LYS:NZ	1:D:236:GLU:HB2	2.08	0.69
1:E:318:ILE:HD12	1:E:318:ILE:N	2.08	0.69
1:E:435:LEU:HG	1:E:446:ILE:HG22	1.73	0.69
1:E:472:ARG:NH1	1:E:472:ARG:HB3	2.07	0.69
2:M:69:LEU:HD12	2:M:69:LEU:O	1.91	0.69
1:A:217:LYS:NZ	1:A:236:GLU:HB2	2.07	0.69

*Continued on next page...*

*Continued from previous page...*

Atom-1	Atom-2	Interatomic distance (Å)	Clash overlap (Å)
1:A:472:ARG:HB3	1:A:472:ARG:HH11	1.57	0.69
1:B:358:GLY:H	1:B:418:ILE:HG22	1.57	0.69
1:C:358:GLY:H	1:C:418:ILE:HG22	1.57	0.69
1:C:615:ILE:HG23	1:C:619:ILE:HD12	1.74	0.69
1:E:423:LYS:HG3	1:E:424:LYS:N	2.07	0.69
2:K:58:ASP:HB3	2:K:62:THR:CG2	2.21	0.69
1:B:173:ILE:HG13	1:B:242:SER:CB	2.21	0.69
1:B:225:ILE:HG12	1:B:229:PHE:CE2	2.27	0.69
1:B:794:GLN:O	1:B:797:ILE:HG12	1.93	0.69
1:C:176:GLY:HA2	1:C:179:LEU:HD21	1.73	0.69
1:D:297:LYS:HG2	1:D:603:ILE:HG12	1.72	0.69
1:E:184:LYS:HE3	1:E:191:GLU:HB2	1.75	0.69
1:E:217:LYS:NZ	1:E:236:GLU:HB2	2.07	0.69
1:E:302:LEU:HD22	1:E:602:PHE:CE1	2.27	0.69
1:F:187:SER:C	1:F:188:LEU:O	2.23	0.69
1:F:615:ILE:HG23	1:F:619:ILE:HD12	1.75	0.69
1:F:776:LEU:HD11	1:F:793:PHE:HE1	1.56	0.69
2:H:69:LEU:HD12	2:H:69:LEU:O	1.92	0.69
2:K:69:LEU:HD12	2:K:69:LEU:O	1.92	0.69
1:A:123:GLU:HG2	1:A:124:GLU:N	2.04	0.69
1:B:345:THR:HG22	1:B:490:ALA:O	1.93	0.69
1:B:423:LYS:HG3	1:B:424:LYS:N	2.07	0.69
1:C:443:GLU:OE2	1:C:458:LYS:HG2	1.92	0.69
1:C:497:LEU:CD1	1:C:556:MET:HG2	2.20	0.69
1:A:302:LEU:HD22	1:A:602:PHE:CE1	2.28	0.69
1:A:615:ILE:HG23	1:A:619:ILE:HD12	1.74	0.69
1:B:189:ASP:C	1:B:191:GLU:H	1.95	0.69
1:B:214:PHE:HB3	1:B:218:LEU:HB3	1.75	0.69
1:B:443:GLU:OE2	1:B:458:LYS:HG2	1.92	0.69
1:B:635:ILE:HD12	1:B:635:ILE:N	2.05	0.69
1:B:764:LEU:C	1:B:766:HIS:H	1.95	0.69
1:B:780:LEU:HD12	1:B:789:ASN:OD1	1.91	0.69
1:D:302:LEU:HD22	1:D:602:PHE:CE1	2.28	0.69
1:E:776:LEU:HD11	1:E:793:PHE:HE1	1.56	0.69
1:F:443:GLU:OE2	1:F:458:LYS:HG2	1.92	0.69
2:K:36:MET:HE3	2:K:43:PRO:HG3	1.73	0.69
2:K:121:VAL:C	2:K:123:GLU:N	2.46	0.69
2:L:10:ALA:O	2:L:14:GLU:HB2	1.92	0.69
1:A:719:LYS:HA	1:A:722:ILE:HD12	1.75	0.69
1:B:567:THR:CG2	1:B:568:GLY:N	2.56	0.69
1:C:632:TYR:O	1:C:633:ASN:HB2	1.91	0.69

*Continued on next page...*

*Continued from previous page...*

Atom-1	Atom-2	Interatomic distance (Å)	Clash overlap (Å)
1:F:107:THR:HG21	1:F:115:LYS:CD	2.23	0.69
1:A:639:ASN:N	1:A:639:ASN:ND2	2.32	0.69
1:B:472:ARG:HB3	1:B:472:ARG:HH11	1.57	0.69
1:E:615:ILE:HG23	1:E:619:ILE:HD12	1.73	0.69
1:E:684:ASP:C	1:E:686:ASP:H	1.94	0.69
1:F:225:ILE:HG12	1:F:229:PHE:CE2	2.28	0.69
1:F:472:ARG:HB3	1:F:472:ARG:HH11	1.57	0.69
1:C:107:THR:HG21	1:C:115:LYS:CD	2.23	0.68
1:D:450:ASN:O	1:D:452:GLU:N	2.23	0.68
1:F:175:LYS:HB2	1:F:175:LYS:NZ	2.09	0.68
1:F:345:THR:HG22	1:F:490:ALA:O	1.92	0.68
2:I:10:ALA:O	2:I:14:GLU:HB2	1.92	0.68
2:K:116:LEU:HD13	2:K:121:VAL:HG22	1.75	0.68
1:A:142:VAL:HG22	1:A:154:ILE:HG23	1.75	0.68
1:A:372:LYS:HG3	1:A:373:LYS:N	2.08	0.68
1:B:142:VAL:HG22	1:B:154:ILE:HG23	1.75	0.68
1:D:794:GLN:O	1:D:797:ILE:HG12	1.93	0.68
1:F:719:LYS:HA	1:F:722:ILE:HD12	1.75	0.68
2:I:121:VAL:C	2:I:123:GLU:N	2.45	0.68
1:B:107:THR:HG21	1:B:115:LYS:CD	2.23	0.68
1:D:184:LYS:HE3	1:D:191:GLU:HB2	1.76	0.68
1:E:161:ILE:HA	1:E:167:LYS:HD2	1.74	0.68
1:E:358:GLY:H	1:E:418:ILE:HG22	1.57	0.68
1:F:279:ILE:O	1:F:283:LEU:HD13	1.93	0.68
1:A:175:LYS:HB2	1:A:175:LYS:NZ	2.09	0.68
1:A:184:LYS:HE3	1:A:191:GLU:HB2	1.75	0.68
1:D:175:LYS:HB2	1:D:175:LYS:NZ	2.09	0.68
1:D:372:LYS:HG3	1:D:373:LYS:N	2.09	0.68
1:E:742:ALA:HB1	1:E:744:GLU:OE1	1.94	0.68
1:F:184:LYS:HE3	1:F:191:GLU:HB2	1.75	0.68
1:F:372:LYS:HG3	1:F:373:LYS:N	2.08	0.68
1:F:684:ASP:C	1:F:686:ASP:H	1.94	0.68
2:J:12:PHE:HE1	2:J:72:MET:HG3	1.57	0.68
2:J:116:LEU:HD13	2:J:121:VAL:HG22	1.76	0.68
2:K:106:ARG:O	2:K:110:THR:HG23	1.94	0.68
1:B:742:ALA:HB1	1:B:744:GLU:OE1	1.94	0.68
1:D:122:GLU:HG3	1:D:147:ARG:CB	2.19	0.68
1:E:107:THR:HG21	1:E:115:LYS:CD	2.23	0.68
1:E:148:GLU:HG3	1:E:149:THR:N	2.07	0.68
1:F:767:GLN:HG2	1:F:768:LYS:HG2	1.75	0.68
2:H:12:PHE:HE1	2:H:72:MET:HG3	1.58	0.68

*Continued on next page...*



*Continued from previous page...*

Atom-1	Atom-2	Interatomic distance (Å)	Clash overlap (Å)
2:M:12:PHE:HE1	2:M:72:MET:HG3	1.58	0.68
1:A:107:THR:HG21	1:A:115:LYS:CD	2.24	0.68
1:C:372:LYS:HG3	1:C:373:LYS:N	2.09	0.68
1:D:214:PHE:HB3	1:D:218:LEU:HB3	1.74	0.68
1:D:217:LYS:HZ2	1:D:236:GLU:HB2	1.57	0.68
1:D:742:ALA:HB1	1:D:744:GLU:OE1	1.94	0.68
2:J:106:ARG:O	2:J:110:THR:HG23	1.94	0.68
2:J:121:VAL:C	2:J:123:GLU:N	2.46	0.68
2:M:106:ARG:O	2:M:110:THR:HG23	1.94	0.68
1:B:279:ILE:O	1:B:283:LEU:HD13	1.93	0.68
1:C:225:ILE:HG12	1:C:229:PHE:CE2	2.27	0.68
1:D:318:ILE:HD12	1:D:318:ILE:N	2.08	0.68
1:D:765:THR:HA	1:D:769:SER:HB2	1.74	0.68
1:E:214:PHE:HB3	1:E:218:LEU:HB3	1.75	0.68
1:B:318:ILE:HD12	1:B:318:ILE:N	2.07	0.68
1:C:217:LYS:HZ2	1:C:236:GLU:HB2	1.59	0.68
1:D:443:GLU:OE2	1:D:458:LYS:HG2	1.92	0.68
1:E:472:ARG:HB3	1:E:472:ARG:HH11	1.58	0.68
1:F:358:GLY:H	1:F:418:ILE:HG22	1.58	0.68
2:J:10:ALA:O	2:J:14:GLU:HB2	1.93	0.68
2:L:49:GLN:N	2:L:49:GLN:NE2	2.42	0.68
1:A:70:GLU:HB2	1:A:107:THR:HG22	1.76	0.68
1:E:372:LYS:HG3	1:E:373:LYS:N	2.08	0.68
1:E:722:ILE:HG23	1:E:760:VAL:CG1	2.24	0.68
1:F:214:PHE:HB3	1:F:218:LEU:HB3	1.74	0.68
2:L:116:LEU:HD13	2:L:121:VAL:HG22	1.76	0.68
2:M:49:GLN:NE2	2:M:49:GLN:N	2.42	0.68
1:A:70:GLU:HB3	1:A:107:THR:HA	1.76	0.68
1:A:279:ILE:O	1:A:283:LEU:HD13	1.93	0.68
1:C:70:GLU:HB3	1:C:107:THR:HA	1.76	0.68
1:C:214:PHE:HB3	1:C:218:LEU:HB3	1.74	0.68
1:D:70:GLU:HB3	1:D:107:THR:HA	1.76	0.68
1:D:186:LYS:HE3	1:D:234:LEU:CD1	2.24	0.68
1:E:279:ILE:O	1:E:283:LEU:HD13	1.93	0.68
2:H:10:ALA:O	2:H:14:GLU:HB2	1.94	0.68
2:H:58:ASP:HB3	2:H:62:THR:CG2	2.22	0.68
2:J:49:GLN:NE2	2:J:49:GLN:N	2.42	0.68
1:B:70:GLU:HB2	1:B:107:THR:HG22	1.77	0.67
1:F:478:ALA:HB1	1:F:486:LYS:O	1.94	0.67
1:F:557:LEU:HD21	1:F:575:VAL:HG12	1.74	0.67
2:M:83:GLU:O	2:M:87:GLU:HG3	1.93	0.67

*Continued on next page...*



*Continued from previous page...*

Atom-1	Atom-2	Interatomic distance (Å)	Clash overlap (Å)
1:C:450:ASN:O	1:C:452:GLU:N	2.22	0.67
1:C:527:LYS:HG3	2:J:145:MET:HA	1.77	0.67
2:H:116:LEU:HD13	2:H:121:VAL:HG22	1.77	0.67
2:I:116:LEU:HD13	2:I:121:VAL:HG22	1.76	0.67
2:K:49:GLN:N	2:K:49:GLN:NE2	2.43	0.67
2:L:63:ILE:HG13	2:L:67:GLU:CB	2.23	0.67
1:A:345:THR:HG22	1:A:490:ALA:O	1.93	0.67
1:C:767:GLN:HG2	1:C:768:LYS:HG2	1.76	0.67
2:H:106:ARG:O	2:H:110:THR:HG23	1.93	0.67
1:B:401:ILE:HD13	1:B:485:LEU:O	1.94	0.67
1:B:767:GLN:HG2	1:B:768:LYS:H	1.56	0.67
1:D:123:GLU:HG2	1:D:124:GLU:N	2.04	0.67
1:E:217:LYS:HZ2	1:E:236:GLU:HB2	1.59	0.67
2:I:49:GLN:N	2:I:49:GLN:NE2	2.42	0.67
2:I:106:ARG:O	2:I:110:THR:HG23	1.94	0.67
1:E:257:LEU:HG	1:E:257:LEU:O	1.95	0.67
1:F:142:VAL:HG22	1:F:154:ILE:HG23	1.74	0.67
1:F:639:ASN:N	1:F:639:ASN:ND2	2.32	0.67
1:A:214:PHE:HB3	1:A:218:LEU:HB3	1.75	0.67
1:A:401:ILE:HD13	1:A:485:LEU:O	1.95	0.67
1:B:493:ASP:OD2	1:B:577:HIS:CE1	2.48	0.67
1:C:175:LYS:HB2	1:C:175:LYS:NZ	2.09	0.67
1:C:197:LYS:HE2	1:C:263:ASP:HB3	1.76	0.67
1:D:615:ILE:HD12	1:D:645:TRP:HH2	1.60	0.67
1:E:70:GLU:HB2	1:E:107:THR:HG22	1.76	0.67
1:F:765:THR:HA	1:F:769:SER:HB2	1.77	0.67
2:I:12:PHE:HE1	2:I:72:MET:HG3	1.59	0.67
2:L:106:ARG:O	2:L:110:THR:HG23	1.94	0.67
1:A:764:LEU:C	1:A:766:HIS:H	1.96	0.67
1:B:186:LYS:HA	1:B:190:PRO:HD3	1.75	0.67
1:C:142:VAL:HG22	1:C:154:ILE:HG23	1.76	0.67
1:C:179:LEU:HD23	1:C:179:LEU:N	2.10	0.67
1:C:318:ILE:HD12	1:C:318:ILE:N	2.07	0.67
1:C:345:THR:HG22	1:C:490:ALA:O	1.93	0.67
1:D:179:LEU:HD23	1:D:179:LEU:N	2.10	0.67
2:H:49:GLN:NE2	2:H:49:GLN:N	2.43	0.67
1:A:742:ALA:HB1	1:A:744:GLU:OE1	1.95	0.67
1:C:337:ASN:ND2	1:C:412:GLU:OE2	2.28	0.67
1:D:107:THR:HG21	1:D:115:LYS:CD	2.24	0.67
1:D:401:ILE:HD13	1:D:485:LEU:O	1.94	0.67
1:E:175:LYS:NZ	1:E:175:LYS:HB2	2.09	0.67

*Continued on next page...*

*Continued from previous page...*

Atom-1	Atom-2	Interatomic distance (Å)	Clash overlap (Å)
1:E:493:ASP:OD2	1:E:577:HIS:CE1	2.48	0.67
1:F:302:LEU:HD22	1:F:602:PHE:CE1	2.28	0.67
1:F:493:ASP:OD2	1:F:577:HIS:CE1	2.47	0.67
2:H:121:VAL:C	2:H:123:GLU:N	2.46	0.67
1:C:742:ALA:HB1	1:C:744:GLU:OE1	1.95	0.67
1:E:187:SER:C	1:E:188:LEU:O	2.27	0.67
1:E:635:ILE:HD12	1:E:635:ILE:H	1.59	0.67
1:D:197:LYS:HE2	1:D:263:ASP:HB3	1.77	0.67
1:D:478:ALA:HB1	1:D:486:LYS:O	1.95	0.67
1:D:527:LYS:HG3	2:K:145:MET:HA	1.77	0.67
1:E:142:VAL:HG22	1:E:154:ILE:HG23	1.76	0.67
1:F:186:LYS:HE3	1:F:234:LEU:CD1	2.24	0.67
2:M:116:LEU:HD13	2:M:121:VAL:HG22	1.77	0.67
1:B:175:LYS:HB2	1:B:175:LYS:NZ	2.10	0.66
1:B:194:ASN:HA	1:B:197:LYS:HB2	1.77	0.66
1:C:401:ILE:HD13	1:C:485:LEU:O	1.94	0.66
2:I:58:ASP:HB3	2:I:62:THR:CG2	2.22	0.66
2:M:70:THR:HG22	2:M:70:THR:O	1.94	0.66
1:A:493:ASP:OD2	1:A:577:HIS:CE1	2.47	0.66
1:A:527:LYS:HG3	2:H:145:MET:HA	1.77	0.66
1:C:302:LEU:HD22	1:C:602:PHE:CE1	2.29	0.66
1:E:401:ILE:HD13	1:E:485:LEU:O	1.95	0.66
1:E:434:LEU:CD1	1:E:435:LEU:N	2.59	0.66
1:F:179:LEU:HD23	1:F:179:LEU:N	2.10	0.66
2:H:70:THR:HG22	2:H:70:THR:O	1.95	0.66
2:K:70:THR:O	2:K:70:THR:HG22	1.95	0.66
1:B:257:LEU:HG	1:B:257:LEU:O	1.95	0.66
1:B:450:ASN:O	1:B:452:GLU:N	2.23	0.66
1:C:639:ASN:N	1:C:639:ASN:ND2	2.32	0.66
1:E:478:ALA:HB1	1:E:486:LYS:O	1.95	0.66
1:F:401:ILE:HD13	1:F:485:LEU:O	1.94	0.66
1:F:456:LYS:HB2	1:F:470:ASN:HA	1.77	0.66
2:H:114:GLU:HA	2:H:114:GLU:OE2	1.95	0.66
1:B:179:LEU:HD23	1:B:179:LEU:N	2.11	0.66
1:D:639:ASN:N	1:D:639:ASN:ND2	2.32	0.66
1:E:710:HIS:C	1:E:712:PHE:H	1.99	0.66
1:F:364:ILE:O	1:F:477:MET:HG2	1.95	0.66
2:J:9:ILE:HD12	2:J:69:LEU:HD21	1.77	0.66
1:A:197:LYS:HE2	1:A:263:ASP:HB3	1.76	0.66
1:B:372:LYS:HG3	1:B:373:LYS:N	2.09	0.66
1:D:279:ILE:O	1:D:283:LEU:HD13	1.94	0.66

*Continued on next page...*

*Continued from previous page...*

Atom-1	Atom-2	Interatomic distance (Å)	Clash overlap (Å)
1:D:337:ASN:ND2	1:D:412:GLU:OE2	2.29	0.66
1:A:186:LYS:HE3	1:A:234:LEU:CD1	2.24	0.66
1:A:194:ASN:HA	1:A:197:LYS:HB2	1.78	0.66
1:A:478:ALA:HB1	1:A:486:LYS:O	1.96	0.66
1:B:364:ILE:O	1:B:477:MET:HG2	1.95	0.66
1:E:122:GLU:HB2	1:E:147:ARG:HG3	1.78	0.66
1:F:123:GLU:HG2	1:F:124:GLU:N	2.05	0.66
2:K:63:ILE:HG13	2:K:67:GLU:CB	2.23	0.66
2:L:12:PHE:HE1	2:L:72:MET:HG3	1.59	0.66
1:B:315:PHE:HA	1:B:318:ILE:HD13	1.78	0.66
1:C:478:ALA:HB1	1:C:486:LYS:O	1.96	0.66
1:D:225:ILE:HG12	1:D:229:PHE:CE2	2.27	0.66
1:D:299:GLU:O	1:D:299:GLU:HG2	1.96	0.66
1:E:376:GLN:O	1:E:380:VAL:HG23	1.96	0.66
1:E:456:LYS:HB2	1:E:470:ASN:HA	1.78	0.66
2:K:49:GLN:N	2:K:49:GLN:HE21	1.94	0.66
1:A:112:VAL:C	1:A:114:HIS:H	1.99	0.66
1:B:197:LYS:HD3	1:B:263:ASP:OD1	1.96	0.66
1:B:527:LYS:HG3	2:I:145:MET:HA	1.78	0.66
1:C:364:ILE:O	1:C:477:MET:HG2	1.96	0.66
1:C:456:LYS:HB2	1:C:470:ASN:HA	1.78	0.66
1:D:364:ILE:O	1:D:477:MET:HG2	1.95	0.66
1:F:337:ASN:ND2	1:F:412:GLU:OE2	2.29	0.66
1:F:710:HIS:C	1:F:712:PHE:H	1.99	0.66
2:J:114:GLU:OE2	2:J:114:GLU:HA	1.96	0.66
2:K:9:ILE:HD12	2:K:69:LEU:HD21	1.78	0.66
1:B:197:LYS:HE2	1:B:263:ASP:HB3	1.77	0.66
1:C:70:GLU:HB2	1:C:107:THR:HG22	1.77	0.66
1:C:197:LYS:HD3	1:C:263:ASP:OD1	1.96	0.66
1:C:257:LEU:HG	1:C:257:LEU:O	1.94	0.66
1:D:615:ILE:HG23	1:D:619:ILE:HD12	1.75	0.66
1:E:301:ALA:C	1:E:303:LYS:H	1.99	0.66
1:E:315:PHE:HA	1:E:318:ILE:HD13	1.78	0.66
2:L:49:GLN:N	2:L:49:GLN:HE21	1.94	0.66
1:A:301:ALA:C	1:A:303:LYS:H	1.99	0.66
1:B:299:GLU:O	1:B:299:GLU:HG2	1.95	0.66
1:B:337:ASN:ND2	1:B:412:GLU:OE2	2.29	0.66
1:E:639:ASN:N	1:E:639:ASN:ND2	2.32	0.66
2:J:49:GLN:N	2:J:49:GLN:HE21	1.94	0.66
2:J:70:THR:HG22	2:J:70:THR:O	1.95	0.66
2:L:70:THR:O	2:L:70:THR:HG22	1.94	0.66

*Continued on next page...*

*Continued from previous page...*

Atom-1	Atom-2	Interatomic distance (Å)	Clash overlap (Å)
2:L:114:GLU:HA	2:L:114:GLU:OE2	1.96	0.66
1:A:315:PHE:HA	1:A:318:ILE:HD13	1.78	0.65
1:A:364:ILE:O	1:A:477:MET:HG2	1.96	0.65
1:B:767:GLN:HG2	1:B:768:LYS:HG2	1.78	0.65
1:C:112:VAL:C	1:C:114:HIS:H	2.00	0.65
1:C:189:ASP:HB3	1:C:190:PRO:HD2	1.79	0.65
1:D:142:VAL:HG22	1:D:154:ILE:HG23	1.77	0.65
1:E:364:ILE:O	1:E:477:MET:HG2	1.95	0.65
2:I:70:THR:O	2:I:70:THR:HG22	1.94	0.65
2:M:114:GLU:HA	2:M:114:GLU:OE2	1.97	0.65
1:A:217:LYS:HZ2	1:A:236:GLU:HB2	1.60	0.65
1:A:299:GLU:HG2	1:A:299:GLU:O	1.96	0.65
1:B:131:ARG:HG3	1:B:243:LEU:HD22	1.78	0.65
1:C:493:ASP:OD2	1:C:577:HIS:CE1	2.48	0.65
1:D:112:VAL:C	1:D:114:HIS:H	2.00	0.65
1:E:197:LYS:HD3	1:E:263:ASP:OD1	1.96	0.65
1:E:527:LYS:HG3	2:L:145:MET:HA	1.78	0.65
1:E:678:VAL:HG22	1:E:745:TYR:HE2	1.60	0.65
1:F:315:PHE:HA	1:F:318:ILE:HD13	1.78	0.65
1:F:615:ILE:HD12	1:F:645:TRP:HH2	1.62	0.65
1:F:742:ALA:HB1	1:F:744:GLU:OE1	1.95	0.65
2:I:114:GLU:HA	2:I:114:GLU:OE2	1.96	0.65
1:A:79:ILE:O	1:A:81:GLN:N	2.29	0.65
1:A:179:LEU:HD23	1:A:179:LEU:N	2.10	0.65
1:A:257:LEU:O	1:A:257:LEU:HG	1.95	0.65
1:B:555:GLN:HG3	1:B:556:MET:N	2.11	0.65
1:C:79:ILE:O	1:C:81:GLN:N	2.30	0.65
1:C:710:HIS:C	1:C:712:PHE:H	1.99	0.65
1:D:493:ASP:OD2	1:D:577:HIS:CE1	2.48	0.65
1:E:179:LEU:HD23	1:E:179:LEU:N	2.10	0.65
1:F:70:GLU:HB3	1:F:107:THR:HA	1.77	0.65
1:F:527:LYS:HG3	2:M:145:MET:HA	1.79	0.65
2:K:114:GLU:HA	2:K:114:GLU:OE2	1.96	0.65
2:M:49:GLN:N	2:M:49:GLN:HE21	1.94	0.65
1:B:615:ILE:HD12	1:B:645:TRP:HH2	1.61	0.65
1:D:315:PHE:HA	1:D:318:ILE:HD13	1.78	0.65
2:H:49:GLN:N	2:H:49:GLN:HE21	1.94	0.65
1:A:376:GLN:O	1:A:380:VAL:HG23	1.97	0.65
1:B:712:PHE:HB3	1:B:716:LYS:HG2	1.79	0.65
1:C:712:PHE:HB3	1:C:716:LYS:HG2	1.79	0.65
1:E:70:GLU:HB3	1:E:107:THR:HA	1.76	0.65

*Continued on next page...*

*Continued from previous page...*

Atom-1	Atom-2	Interatomic distance (Å)	Clash overlap (Å)
1:E:88:LYS:NZ	1:E:172:GLU:OE2	2.29	0.65
1:F:112:VAL:C	1:F:114:HIS:H	2.00	0.65
1:F:217:LYS:HZ2	1:F:236:GLU:HB2	1.60	0.65
1:B:70:GLU:HB3	1:B:107:THR:HA	1.77	0.65
1:B:478:ALA:HB1	1:B:486:LYS:O	1.96	0.65
1:D:122:GLU:HB2	1:D:147:ARG:HG3	1.78	0.65
1:E:142:VAL:HG13	1:E:154:ILE:CD1	2.26	0.65
1:E:712:PHE:HB3	1:E:716:LYS:HG2	1.79	0.65
2:M:102:ALA:HB2	2:M:125:ILE:HG13	1.79	0.65
1:B:123:GLU:HG2	1:B:124:GLU:N	2.04	0.65
1:B:456:LYS:HB2	1:B:470:ASN:HA	1.78	0.65
1:C:142:VAL:HG13	1:C:154:ILE:CD1	2.27	0.65
1:C:765:THR:HA	1:C:769:SER:HB2	1.79	0.65
1:D:79:ILE:O	1:D:81:GLN:N	2.30	0.65
1:D:443:GLU:HG3	1:D:458:LYS:HG3	1.79	0.65
1:F:90:PRO:O	1:F:93:VAL:HG12	1.97	0.65
1:F:190:PRO:O	1:F:195:LEU:HD13	1.97	0.65
1:F:678:VAL:HG22	1:F:745:TYR:HE2	1.62	0.65
2:J:102:ALA:HB2	2:J:125:ILE:HG13	1.78	0.65
2:K:100:ILE:HB	2:K:136:VAL:CG2	2.24	0.65
1:A:90:PRO:O	1:A:93:VAL:HG12	1.96	0.65
1:C:315:PHE:HA	1:C:318:ILE:HD13	1.78	0.65
1:C:704:TYR:OH	1:C:759:GLN:OE1	2.14	0.65
1:C:722:ILE:HG23	1:C:760:VAL:CG1	2.24	0.65
1:E:90:PRO:O	1:E:93:VAL:HG12	1.97	0.65
1:E:197:LYS:HE2	1:E:263:ASP:HB3	1.78	0.65
1:E:337:ASN:ND2	1:E:412:GLU:OE2	2.28	0.65
1:F:632:TYR:O	1:F:633:ASN:HB2	1.96	0.65
2:I:49:GLN:N	2:I:49:GLN:HE21	1.94	0.65
2:K:12:PHE:HE1	2:K:72:MET:HG3	1.59	0.65
2:L:121:VAL:C	2:L:123:GLU:N	2.46	0.65
1:A:337:ASN:ND2	1:A:412:GLU:OE2	2.28	0.65
1:A:443:GLU:HG3	1:A:458:LYS:HG3	1.78	0.65
1:A:715:GLU:HG3	1:A:767:GLN:HE21	1.60	0.65
1:B:722:ILE:HG23	1:B:760:VAL:CG1	2.25	0.65
1:D:456:LYS:HB2	1:D:470:ASN:HA	1.78	0.65
1:E:299:GLU:O	1:E:299:GLU:HG2	1.96	0.65
1:E:450:ASN:O	1:E:452:GLU:N	2.23	0.65
1:F:70:GLU:HB2	1:F:107:THR:HG22	1.77	0.65
1:F:197:LYS:HE2	1:F:263:ASP:HB3	1.78	0.65
1:B:112:VAL:C	1:B:114:HIS:H	1.99	0.65

*Continued on next page...*

*Continued from previous page...*

Atom-1	Atom-2	Interatomic distance (Å)	Clash overlap (Å)
1:B:184:LYS:HE3	1:B:191:GLU:HB2	1.79	0.65
1:B:217:LYS:HZ2	1:B:236:GLU:HB2	1.61	0.65
1:C:597:ASN:ND2	1:C:601:GLU:N	2.45	0.65
1:D:70:GLU:HB2	1:D:107:THR:HG22	1.77	0.65
1:D:190:PRO:O	1:D:195:LEU:HD13	1.97	0.65
1:D:376:GLN:O	1:D:380:VAL:HG23	1.97	0.65
1:E:194:ASN:HA	1:E:197:LYS:HB2	1.78	0.65
1:E:697:ILE:CD1	1:E:732:ILE:HD13	2.13	0.65
1:F:142:VAL:HG13	1:F:154:ILE:CD1	2.27	0.65
1:F:301:ALA:C	1:F:303:LYS:H	2.00	0.65
2:I:102:ALA:HB2	2:I:125:ILE:HG13	1.77	0.65
2:L:25:GLY:HA3	2:L:65:PHE:CZ	2.32	0.65
1:A:712:PHE:HB3	1:A:716:LYS:HG2	1.78	0.64
1:C:186:LYS:HE3	1:C:234:LEU:CD1	2.27	0.64
1:C:376:GLN:O	1:C:380:VAL:HG23	1.97	0.64
1:D:301:ALA:C	1:D:303:LYS:H	2.00	0.64
1:D:712:PHE:HB3	1:D:716:LYS:HG2	1.79	0.64
1:E:615:ILE:HD12	1:E:645:TRP:HH2	1.62	0.64
1:F:194:ASN:HA	1:F:197:LYS:HB2	1.78	0.64
1:A:615:ILE:HD12	1:A:645:TRP:HH2	1.62	0.64
1:B:710:HIS:C	1:B:712:PHE:H	1.99	0.64
1:E:443:GLU:HG3	1:E:458:LYS:HG3	1.79	0.64
1:F:257:LEU:O	1:F:257:LEU:HG	1.96	0.64
1:F:712:PHE:HB3	1:F:716:LYS:HG2	1.79	0.64
2:L:9:ILE:HD12	2:L:69:LEU:HD21	1.78	0.64
1:A:142:VAL:HG13	1:A:154:ILE:CD1	2.27	0.64
1:B:89:ILE:HG22	1:B:90:PRO:HD2	1.78	0.64
1:B:592:GLU:HB3	1:B:604:LEU:HD11	1.79	0.64
1:B:718:ARG:NH1	1:B:767:GLN:HE21	1.95	0.64
1:C:299:GLU:HG2	1:C:299:GLU:O	1.97	0.64
1:C:678:VAL:HG22	1:C:745:TYR:HE2	1.62	0.64
1:E:122:GLU:HG3	1:E:147:ARG:CB	2.20	0.64
1:E:592:GLU:HB3	1:E:604:LEU:HD11	1.80	0.64
1:A:159:TYR:N	1:A:159:TYR:HD1	1.96	0.64
1:A:456:LYS:HB2	1:A:470:ASN:HA	1.77	0.64
1:C:194:ASN:HA	1:C:197:LYS:HB2	1.78	0.64
1:C:527:LYS:HD2	2:J:145:MET:O	1.97	0.64
1:C:615:ILE:HD12	1:C:645:TRP:HH2	1.63	0.64
1:D:194:ASN:HA	1:D:197:LYS:HB2	1.78	0.64
1:D:257:LEU:O	1:D:257:LEU:HG	1.96	0.64
2:H:9:ILE:HD12	2:H:69:LEU:HD21	1.78	0.64

*Continued on next page...*

*Continued from previous page...*

Atom-1	Atom-2	Interatomic distance (Å)	Clash overlap (Å)
2:I:9:ILE:HD12	2:I:69:LEU:HD21	1.79	0.64
1:A:197:LYS:HD3	1:A:263:ASP:OD1	1.97	0.64
1:A:765:THR:HA	1:A:769:SER:HB2	1.78	0.64
1:B:142:VAL:HG13	1:B:154:ILE:CD1	2.27	0.64
1:C:90:PRO:O	1:C:93:VAL:HG12	1.97	0.64
1:D:89:ILE:HG22	1:D:90:PRO:HD2	1.79	0.64
1:D:90:PRO:O	1:D:93:VAL:HG12	1.97	0.64
1:D:710:HIS:C	1:D:712:PHE:H	2.00	0.64
1:E:131:ARG:HG3	1:E:243:LEU:HD22	1.80	0.64
1:E:724:ARG:HG3	1:E:724:ARG:NH1	2.13	0.64
1:E:765:THR:HA	1:E:769:SER:HB2	1.80	0.64
1:F:450:ASN:O	1:F:452:GLU:N	2.23	0.64
1:B:630:ARG:NE	2:I:83:GLU:HG2	2.12	0.64
1:B:90:PRO:HG2	1:B:93:VAL:CB	2.28	0.64
1:C:88:LYS:NZ	1:C:172:GLU:OE2	2.29	0.64
1:C:301:ALA:C	1:C:303:LYS:H	2.00	0.64
1:E:555:GLN:HG3	1:E:556:MET:N	2.12	0.64
2:M:49:GLN:HE21	2:M:49:GLN:H	1.46	0.64
2:M:138:TYR:CE1	2:M:142:VAL:HG22	2.33	0.64
1:A:79:ILE:C	1:A:81:GLN:H	2.01	0.64
1:A:115:LYS:HZ3	1:A:116:GLU:CG	2.09	0.64
1:A:710:HIS:C	1:A:712:PHE:H	2.00	0.64
1:B:376:GLN:O	1:B:380:VAL:HG23	1.97	0.64
1:D:350:VAL:HG12	1:D:352:GLY:H	1.62	0.64
1:D:678:VAL:HG22	1:D:745:TYR:HE2	1.62	0.64
1:F:376:GLN:O	1:F:380:VAL:HG23	1.97	0.64
2:I:25:GLY:HA3	2:I:65:PHE:CZ	2.32	0.64
2:K:25:GLY:HA3	2:K:65:PHE:CZ	2.33	0.64
2:K:37:ARG:HG2	2:K:37:ARG:NH1	2.12	0.64
1:B:527:LYS:HD2	2:I:145:MET:O	1.97	0.64
1:C:355:SER:CB	1:C:371:SER:HA	2.28	0.64
1:D:142:VAL:HG13	1:D:154:ILE:CD1	2.28	0.64
1:F:107:THR:CG2	1:F:115:LYS:HD2	2.28	0.64
1:F:299:GLU:HG2	1:F:299:GLU:O	1.95	0.64
2:H:63:ILE:HG13	2:H:67:GLU:CB	2.22	0.64
2:H:102:ALA:HB2	2:H:125:ILE:HG13	1.78	0.64
2:K:138:TYR:CE1	2:K:142:VAL:HG22	2.33	0.64
1:B:409:ARG:O	1:B:413:LEU:HG	1.98	0.64
1:D:115:LYS:NZ	1:D:116:GLU:N	2.46	0.64
1:E:165:GLN:NE2	1:E:252:ASP:HB3	2.13	0.64
1:E:190:PRO:O	1:E:195:LEU:HD13	1.97	0.64

*Continued on next page...*



*Continued from previous page...*

Atom-1	Atom-2	Interatomic distance (Å)	Clash overlap (Å)
1:F:197:LYS:NZ	1:F:197:LYS:HB3	2.13	0.64
1:F:218:LEU:C	1:F:220:LEU:H	2.02	0.64
1:F:519:THR:OG1	1:F:520:PRO:HD2	1.97	0.64
1:F:555:GLN:HG3	1:F:556:MET:N	2.12	0.64
2:H:25:GLY:HA3	2:H:65:PHE:CZ	2.33	0.64
1:A:131:ARG:HG3	1:A:243:LEU:HD22	1.80	0.63
1:A:350:VAL:HG12	1:A:352:GLY:H	1.63	0.63
1:A:409:ARG:O	1:A:413:LEU:HG	1.98	0.63
1:B:350:VAL:HG12	1:B:352:GLY:H	1.62	0.63
1:C:165:GLN:NE2	1:C:252:ASP:HB3	2.13	0.63
1:C:555:GLN:HG3	1:C:556:MET:N	2.12	0.63
1:E:145:LYS:HB3	1:E:151:LYS:HB2	1.80	0.63
1:E:355:SER:CB	1:E:371:SER:HA	2.29	0.63
1:F:131:ARG:HG3	1:F:243:LEU:HD22	1.81	0.63
2:I:9:ILE:HD12	2:I:69:LEU:CD2	2.29	0.63
2:J:25:GLY:HA3	2:J:65:PHE:CZ	2.34	0.63
1:A:115:LYS:NZ	1:A:116:GLU:N	2.46	0.63
1:B:64:ASN:HD22	1:B:64:ASN:N	1.97	0.63
1:B:301:ALA:C	1:B:303:LYS:H	2.00	0.63
1:B:765:THR:HA	1:B:769:SER:HB2	1.78	0.63
1:D:409:ARG:O	1:D:413:LEU:HG	1.98	0.63
1:E:586:PHE:HA	1:E:639:ASN:ND2	2.13	0.63
1:F:197:LYS:HD3	1:F:263:ASP:OD1	1.97	0.63
2:L:102:ALA:HB2	2:L:125:ILE:HG13	1.80	0.63
1:A:694:VAL:CG2	2:H:18:LEU:HD21	2.29	0.63
1:B:90:PRO:O	1:B:93:VAL:HG12	1.98	0.63
1:B:165:GLN:NE2	1:B:252:ASP:HB3	2.13	0.63
1:B:519:THR:OG1	1:B:520:PRO:HD2	1.98	0.63
1:B:730:ASN:ND2	1:B:782:PHE:CD1	2.66	0.63
1:C:184:LYS:HE3	1:C:191:GLU:HB2	1.79	0.63
1:C:443:GLU:HG3	1:C:458:LYS:HG3	1.79	0.63
1:D:79:ILE:C	1:D:81:GLN:H	2.02	0.63
1:D:88:LYS:NZ	1:D:172:GLU:OE2	2.29	0.63
1:E:527:LYS:HD2	2:L:145:MET:O	1.98	0.63
1:F:344:ALA:HA	1:F:569:TYR:OH	1.98	0.63
1:F:597:ASN:ND2	1:F:601:GLU:N	2.46	0.63
2:I:63:ILE:HG13	2:I:67:GLU:CB	2.23	0.63
2:L:9:ILE:HD12	2:L:69:LEU:CD2	2.29	0.63
2:L:49:GLN:HE21	2:L:49:GLN:H	1.46	0.63
1:A:88:LYS:NZ	1:A:172:GLU:OE2	2.29	0.63
1:B:355:SER:CB	1:B:371:SER:HA	2.28	0.63

*Continued on next page...*



*Continued from previous page...*

Atom-1	Atom-2	Interatomic distance (Å)	Clash overlap (Å)
1:C:131:ARG:HG3	1:C:243:LEU:HD22	1.80	0.63
1:C:711:ILE:O	1:C:712:PHE:HD2	1.82	0.63
1:D:145:LYS:HB3	1:D:151:LYS:HB2	1.81	0.63
1:D:197:LYS:HD3	1:D:263:ASP:OD1	1.96	0.63
2:J:9:ILE:HD12	2:J:69:LEU:CD2	2.28	0.63
2:M:9:ILE:HD12	2:M:69:LEU:HD21	1.79	0.63
1:A:318:ILE:HD12	1:A:318:ILE:N	2.08	0.63
1:C:278:LYS:HB2	1:C:279:ILE:HD13	1.81	0.63
1:C:320:ARG:HG2	1:C:599:GLU:HA	1.81	0.63
1:C:592:GLU:HB3	1:C:604:LEU:HD11	1.80	0.63
1:D:519:THR:OG1	1:D:520:PRO:HD2	1.98	0.63
1:E:519:THR:OG1	1:E:520:PRO:HD2	1.98	0.63
1:F:107:THR:HG21	1:F:115:LYS:CE	2.29	0.63
1:F:443:GLU:HG3	1:F:458:LYS:HG3	1.79	0.63
1:A:555:GLN:HG3	1:A:556:MET:N	2.12	0.63
1:B:186:LYS:HE3	1:B:234:LEU:CD1	2.27	0.63
1:B:288:VAL:HG23	1:B:289:GLU:N	2.14	0.63
1:C:79:ILE:C	1:C:81:GLN:H	2.02	0.63
1:D:131:ARG:HG3	1:D:243:LEU:HD22	1.80	0.63
1:D:586:PHE:HA	1:D:639:ASN:ND2	2.13	0.63
1:E:218:LEU:C	1:E:220:LEU:H	2.02	0.63
1:E:350:VAL:HG12	1:E:352:GLY:H	1.63	0.63
1:F:592:GLU:HB3	1:F:604:LEU:HD11	1.79	0.63
2:J:49:GLN:HE21	2:J:49:GLN:H	1.47	0.63
2:M:25:GLY:HA3	2:M:65:PHE:CZ	2.33	0.63
2:M:121:VAL:C	2:M:123:GLU:N	2.46	0.63
1:A:288:VAL:HG23	1:A:289:GLU:N	2.14	0.63
1:C:165:GLN:HE21	1:C:251:PRO:CG	2.12	0.63
1:C:630:ARG:NE	2:J:83:GLU:HG2	2.14	0.63
1:D:165:GLN:NE2	1:D:251:PRO:HG2	2.13	0.63
1:E:112:VAL:C	1:E:114:HIS:H	1.99	0.63
1:E:288:VAL:HG23	1:E:289:GLU:N	2.14	0.63
1:E:344:ALA:HA	1:E:569:TYR:OH	1.98	0.63
1:E:597:ASN:ND2	1:E:601:GLU:N	2.46	0.63
1:F:318:ILE:HD12	1:F:318:ILE:N	2.09	0.63
2:I:138:TYR:CE1	2:I:142:VAL:HG22	2.33	0.63
2:J:100:ILE:HG22	2:J:101:SER:N	2.14	0.63
1:A:332:ASN:HD21	1:A:334:LEU:HB2	1.64	0.63
1:A:519:THR:OG1	1:A:520:PRO:HD2	1.98	0.63
1:C:89:ILE:HG22	1:C:90:PRO:HD2	1.80	0.63
1:C:115:LYS:NZ	1:C:116:GLU:N	2.47	0.63

*Continued on next page...*

*Continued from previous page...*

Atom-1	Atom-2	Interatomic distance (Å)	Clash overlap (Å)
1:E:115:LYS:HZ3	1:E:116:GLU:CG	2.10	0.63
1:E:730:ASN:ND2	1:E:782:PHE:CD1	2.67	0.63
1:F:145:LYS:HB3	1:F:151:LYS:HB2	1.81	0.63
1:F:165:GLN:HE21	1:F:251:PRO:CG	2.12	0.63
1:F:697:ILE:CD1	1:F:732:ILE:HD13	2.13	0.63
1:F:704:TYR:OH	1:F:759:GLN:OE1	2.15	0.63
1:F:730:ASN:ND2	1:F:782:PHE:CD1	2.67	0.63
2:H:9:ILE:HD12	2:H:69:LEU:CD2	2.29	0.63
2:K:100:ILE:HG22	2:K:101:SER:N	2.14	0.63
2:L:16:PHE:HE1	2:L:27:ILE:CD1	2.12	0.63
2:M:37:ARG:HG2	2:M:37:ARG:NH1	2.13	0.63
1:A:145:LYS:HB3	1:A:151:LYS:HB2	1.81	0.63
1:A:165:GLN:NE2	1:A:252:ASP:HB3	2.13	0.63
1:B:351:HIS:HB2	1:B:386:GLU:CG	2.29	0.63
1:C:165:GLN:NE2	1:C:251:PRO:HG2	2.14	0.63
1:C:293:ILE:HD11	1:C:617:LYS:HD3	1.81	0.63
1:C:409:ARG:O	1:C:413:LEU:HG	1.98	0.63
1:D:592:GLU:HB3	1:D:604:LEU:HD11	1.80	0.63
1:E:186:LYS:HE3	1:E:234:LEU:CD1	2.28	0.63
1:F:332:ASN:HD21	1:F:334:LEU:HB2	1.64	0.63
2:K:49:GLN:HE21	2:K:49:GLN:H	1.47	0.63
2:L:138:TYR:CE1	2:L:142:VAL:HG22	2.34	0.63
2:M:9:ILE:HD12	2:M:69:LEU:CD2	2.29	0.63
1:A:107:THR:HG21	1:A:115:LYS:CE	2.29	0.62
1:A:122:GLU:HB2	1:A:147:ARG:HG3	1.81	0.62
1:A:225:ILE:HG12	1:A:229:PHE:CE2	2.28	0.62
1:A:326:ILE:HG22	1:A:328:PHE:CE1	2.33	0.62
1:A:355:SER:CB	1:A:371:SER:HA	2.28	0.62
1:A:527:LYS:HD2	2:H:145:MET:O	1.98	0.62
1:A:704:TYR:OH	1:A:759:GLN:OE1	2.14	0.62
1:B:344:ALA:HA	1:B:569:TYR:OH	1.99	0.62
1:D:165:GLN:HE21	1:D:251:PRO:CG	2.12	0.62
1:D:344:ALA:HA	1:D:569:TYR:OH	1.99	0.62
1:D:355:SER:CB	1:D:371:SER:HA	2.29	0.62
1:E:293:ILE:HD11	1:E:617:LYS:HD3	1.80	0.62
1:E:409:ARG:O	1:E:413:LEU:HG	1.98	0.62
1:E:505:LYS:HD3	2:L:112:LEU:O	1.99	0.62
1:F:165:GLN:NE2	1:F:252:ASP:HB3	2.13	0.62
1:F:293:ILE:HD11	1:F:617:LYS:HD3	1.80	0.62
1:F:355:SER:CB	1:F:371:SER:HA	2.29	0.62
2:J:63:ILE:HG13	2:J:67:GLU:CB	2.23	0.62

*Continued on next page...*

*Continued from previous page...*

Atom-1	Atom-2	Interatomic distance (Å)	Clash overlap (Å)
2:M:63:ILE:HG13	2:M:67:GLU:CB	2.23	0.62
1:A:89:ILE:HG22	1:A:90:PRO:HD2	1.80	0.62
1:A:278:LYS:HB2	1:A:279:ILE:HD13	1.80	0.62
1:B:586:PHE:HA	1:B:639:ASN:ND2	2.13	0.62
1:C:326:ILE:HG22	1:C:328:PHE:CE1	2.35	0.62
1:D:165:GLN:NE2	1:D:252:ASP:HB3	2.14	0.62
1:D:197:LYS:NZ	1:D:197:LYS:HB3	2.14	0.62
1:D:597:ASN:ND2	1:D:601:GLU:N	2.46	0.62
2:H:37:ARG:HG2	2:H:37:ARG:NH1	2.14	0.62
2:H:138:TYR:CE1	2:H:142:VAL:HG22	2.34	0.62
1:A:90:PRO:HG2	1:A:93:VAL:CB	2.28	0.62
1:A:320:ARG:HG2	1:A:599:GLU:HA	1.81	0.62
1:A:344:ALA:HA	1:A:569:TYR:OH	1.99	0.62
1:A:597:ASN:ND2	1:A:601:GLU:N	2.46	0.62
1:A:630:ARG:NE	2:H:83:GLU:HG2	2.13	0.62
1:B:248:TYR:O	1:B:248:TYR:HD2	1.82	0.62
1:B:282:SER:HA	1:B:285:LYS:HG2	1.81	0.62
1:C:197:LYS:NZ	1:C:197:LYS:HB3	2.15	0.62
1:D:107:THR:CG2	1:D:115:LYS:HD2	2.28	0.62
1:D:555:GLN:HG3	1:D:556:MET:N	2.12	0.62
1:E:107:THR:HG21	1:E:115:LYS:CE	2.29	0.62
1:F:90:PRO:HG2	1:F:93:VAL:CB	2.28	0.62
1:F:527:LYS:HD2	2:M:145:MET:O	1.99	0.62
2:J:58:ASP:CB	2:J:62:THR:HG23	2.29	0.62
2:K:9:ILE:HD12	2:K:69:LEU:CD2	2.28	0.62
2:K:102:ALA:HB2	2:K:125:ILE:HG13	1.80	0.62
1:B:293:ILE:HD11	1:B:617:LYS:HD3	1.81	0.62
1:B:332:ASN:HD21	1:B:334:LEU:HB2	1.64	0.62
1:B:443:GLU:HG3	1:B:458:LYS:HG3	1.80	0.62
1:B:704:TYR:OH	1:B:759:GLN:OE1	2.13	0.62
1:C:324:THR:CB	1:C:499:PRO:HA	2.29	0.62
1:D:278:LYS:HB2	1:D:279:ILE:HD13	1.81	0.62
1:D:711:ILE:O	1:D:712:PHE:HD2	1.82	0.62
1:E:332:ASN:HD21	1:E:334:LEU:HB2	1.63	0.62
1:F:89:ILE:HG22	1:F:90:PRO:HD2	1.80	0.62
1:F:122:GLU:HB2	1:F:147:ARG:HG3	1.81	0.62
1:F:409:ARG:O	1:F:413:LEU:HG	1.98	0.62
1:F:764:LEU:C	1:F:766:HIS:H	2.01	0.62
2:H:49:GLN:HE21	2:H:49:GLN:H	1.47	0.62
2:H:100:ILE:HB	2:H:136:VAL:CG2	2.24	0.62
2:J:16:PHE:HE1	2:J:27:ILE:CD1	2.12	0.62

*Continued on next page...*

*Continued from previous page...*

Atom-1	Atom-2	Interatomic distance (Å)	Clash overlap (Å)
1:A:505:LYS:HD3	2:H:112:LEU:O	1.99	0.62
1:A:592:GLU:HB3	1:A:604:LEU:HD11	1.80	0.62
1:A:711:ILE:O	1:A:712:PHE:HD2	1.83	0.62
1:B:79:ILE:C	1:B:81:GLN:H	2.01	0.62
1:B:145:LYS:HB3	1:B:151:LYS:HB2	1.82	0.62
1:B:197:LYS:NZ	1:B:197:LYS:HB3	2.14	0.62
1:C:145:LYS:HB3	1:C:151:LYS:HB2	1.81	0.62
1:C:519:THR:OG1	1:C:520:PRO:HD2	2.00	0.62
1:D:248:TYR:HD2	1:D:248:TYR:O	1.82	0.62
1:F:79:ILE:C	1:F:81:GLN:H	2.01	0.62
2:I:37:ARG:HG2	2:I:37:ARG:NH1	2.14	0.62
2:J:58:ASP:O	2:J:60:ASN:N	2.32	0.62
2:L:100:ILE:HG22	2:L:101:SER:N	2.13	0.62
2:M:109:MET:HG3	2:M:116:LEU:HD11	1.82	0.62
1:C:107:THR:HG21	1:C:115:LYS:CE	2.29	0.62
1:C:434:LEU:HD13	1:C:435:LEU:N	2.13	0.62
1:D:288:VAL:HG23	1:D:289:GLU:N	2.14	0.62
1:F:79:ILE:O	1:F:81:GLN:N	2.29	0.62
1:F:122:GLU:HG3	1:F:147:ARG:CB	2.22	0.62
1:F:179:LEU:H	1:F:179:LEU:CD2	2.13	0.62
1:F:189:ASP:C	1:F:191:GLU:N	2.52	0.62
2:H:100:ILE:HG22	2:H:101:SER:N	2.14	0.62
2:I:109:MET:HG3	2:I:116:LEU:HD11	1.81	0.62
2:J:37:ARG:HG2	2:J:37:ARG:NH1	2.14	0.62
2:M:16:PHE:HE1	2:M:27:ILE:CD1	2.12	0.62
1:A:180:ASP:CG	1:A:181:ILE:N	2.53	0.62
1:A:722:ILE:HG23	1:A:760:VAL:CG1	2.25	0.62
1:B:79:ILE:O	1:B:81:GLN:N	2.29	0.62
1:B:597:ASN:ND2	1:B:601:GLU:N	2.47	0.62
1:C:332:ASN:HD21	1:C:334:LEU:HB2	1.65	0.62
1:C:586:PHE:HA	1:C:639:ASN:ND2	2.14	0.62
1:E:115:LYS:NZ	1:E:116:GLU:N	2.46	0.62
1:E:197:LYS:HB3	1:E:197:LYS:NZ	2.14	0.62
2:H:109:MET:HG3	2:H:116:LEU:HD11	1.81	0.62
2:L:51:MET:HB3	2:L:71:MET:SD	2.39	0.62
2:L:109:MET:HG3	2:L:116:LEU:HD11	1.82	0.62
1:A:186:LYS:O	1:A:188:LEU:O	2.17	0.62
1:A:351:HIS:HB2	1:A:386:GLU:CG	2.29	0.62
1:B:107:THR:HG21	1:B:115:LYS:CE	2.29	0.62
1:B:324:THR:CB	1:B:499:PRO:HA	2.30	0.62
1:C:95:GLU:O	1:C:99:GLU:HB2	2.00	0.62

*Continued on next page...*

*Continued from previous page...*

Atom-1	Atom-2	Interatomic distance (Å)	Clash overlap (Å)
1:E:248:TYR:O	1:E:248:TYR:HD2	1.82	0.62
1:F:278:LYS:HB2	1:F:279:ILE:HD13	1.81	0.62
2:K:109:MET:HG3	2:K:116:LEU:HD11	1.82	0.62
1:A:678:VAL:HG22	1:A:745:TYR:HE2	1.63	0.62
1:B:405:LEU:HD13	1:B:453:VAL:HG21	1.82	0.62
1:C:350:VAL:HG12	1:C:352:GLY:H	1.62	0.62
1:D:90:PRO:HG3	1:D:249:PHE:CE1	2.35	0.62
1:D:131:ARG:H	1:D:170:TYR:HE2	1.48	0.62
1:D:478:ALA:HA	1:D:488:LEU:HG	1.81	0.62
1:E:89:ILE:HG22	1:E:90:PRO:HD2	1.80	0.62
1:E:107:THR:CG2	1:E:115:LYS:HD2	2.28	0.62
1:E:711:ILE:O	1:E:712:PHE:HD2	1.82	0.62
1:F:165:GLN:NE2	1:F:251:PRO:HG2	2.13	0.62
1:F:324:THR:CB	1:F:499:PRO:HA	2.30	0.62
1:F:350:VAL:HG12	1:F:352:GLY:H	1.62	0.62
2:I:16:PHE:HE1	2:I:27:ILE:CD1	2.12	0.62
2:M:100:ILE:HG22	2:M:101:SER:N	2.14	0.62
1:A:107:THR:CG2	1:A:115:LYS:HD2	2.28	0.62
1:B:74:GLU:HB2	1:B:78:LYS:HB3	1.82	0.62
1:B:180:ASP:CG	1:B:181:ILE:N	2.54	0.62
1:B:678:VAL:HG22	1:B:745:TYR:HE2	1.64	0.62
1:C:315:PHE:HA	1:C:318:ILE:CD1	2.30	0.62
1:D:107:THR:HG21	1:D:115:LYS:CE	2.30	0.62
1:D:179:LEU:H	1:D:179:LEU:CD2	2.13	0.62
1:D:527:LYS:HD2	2:K:145:MET:O	1.98	0.62
1:D:581:GLN:NE2	1:D:629:ASN:HB2	2.15	0.62
1:E:79:ILE:O	1:E:81:GLN:N	2.30	0.62
1:E:90:PRO:HG3	1:E:249:PHE:CE1	2.35	0.62
1:F:722:ILE:HG23	1:F:760:VAL:CG1	2.24	0.62
2:J:109:MET:HG3	2:J:116:LEU:HD11	1.82	0.62
2:J:138:TYR:CE1	2:J:142:VAL:HG22	2.34	0.62
1:A:94:LEU:O	1:A:97:TYR:N	2.33	0.61
1:A:248:TYR:HD2	1:A:248:TYR:O	1.83	0.61
1:A:293:ILE:HD11	1:A:617:LYS:HD3	1.81	0.61
1:A:308:VAL:O	1:A:311:HIS:HB2	2.00	0.61
1:A:586:PHE:HA	1:A:639:ASN:ND2	2.14	0.61
1:C:218:LEU:C	1:C:220:LEU:H	2.02	0.61
1:C:344:ALA:HA	1:C:569:TYR:OH	2.00	0.61
1:D:293:ILE:HD11	1:D:617:LYS:HD3	1.81	0.61
1:D:332:ASN:HD21	1:D:334:LEU:HB2	1.64	0.61
1:E:282:SER:HA	1:E:285:LYS:HG2	1.81	0.61

*Continued on next page...*

*Continued from previous page...*

Atom-1	Atom-2	Interatomic distance (Å)	Clash overlap (Å)
1:F:351:HIS:HB2	1:F:386:GLU:CG	2.29	0.61
1:F:620:THR:HG22	1:F:621:GLY:N	2.15	0.61
2:I:58:ASP:C	2:I:60:ASN:H	2.03	0.61
2:K:16:PHE:HE1	2:K:27:ILE:CD1	2.13	0.61
2:M:58:ASP:O	2:M:60:ASN:N	2.33	0.61
1:A:412:GLU:C	1:A:414:LYS:H	2.04	0.61
1:A:730:ASN:ND2	1:A:782:PHE:CD1	2.68	0.61
1:B:179:LEU:H	1:B:179:LEU:CD2	2.13	0.61
1:B:268:MET:HA	1:B:271:LEU:CD1	2.30	0.61
1:C:288:VAL:HG23	1:C:289:GLU:N	2.14	0.61
1:E:79:ILE:C	1:E:81:GLN:H	2.02	0.61
1:F:90:PRO:HG3	1:F:249:PHE:CE1	2.35	0.61
1:F:586:PHE:HA	1:F:639:ASN:ND2	2.15	0.61
1:F:711:ILE:O	1:F:712:PHE:HD2	1.83	0.61
2:H:58:ASP:C	2:H:60:ASN:H	2.03	0.61
2:I:49:GLN:HE21	2:I:49:GLN:H	1.47	0.61
2:L:58:ASP:C	2:L:60:ASN:H	2.04	0.61
1:A:122:GLU:HG3	1:A:147:ARG:CB	2.26	0.61
1:A:162:ASN:O	1:A:164:GLU:N	2.33	0.61
1:B:694:VAL:CG2	2:I:18:LEU:HD21	2.29	0.61
1:C:715:GLU:HA	1:C:718:ARG:HH12	1.63	0.61
1:D:95:GLU:O	1:D:99:GLU:HB2	2.00	0.61
1:D:315:PHE:HA	1:D:318:ILE:CD1	2.30	0.61
1:D:505:LYS:HD3	2:K:112:LEU:O	1.99	0.61
1:D:722:ILE:HG23	1:D:760:VAL:CG1	2.24	0.61
1:E:95:GLU:O	1:E:99:GLU:HB2	2.00	0.61
1:E:180:ASP:CG	1:E:181:ILE:N	2.53	0.61
1:E:552:TRP:O	1:E:555:GLN:HG2	2.01	0.61
1:F:326:ILE:HG22	1:F:328:PHE:CE1	2.35	0.61
2:M:58:ASP:C	2:M:60:ASN:H	2.04	0.61
1:A:282:SER:HA	1:A:285:LYS:HG2	1.82	0.61
1:A:315:PHE:HA	1:A:318:ILE:CD1	2.31	0.61
1:B:478:ALA:HA	1:B:488:LEU:HG	1.82	0.61
1:B:552:TRP:O	1:B:555:GLN:HG2	2.01	0.61
1:C:107:THR:CG2	1:C:115:LYS:HD2	2.28	0.61
1:C:472:ARG:HH11	1:C:472:ARG:CB	2.14	0.61
1:C:581:GLN:NE2	1:C:581:GLN:HA	2.15	0.61
1:D:351:HIS:HB2	1:D:386:GLU:CG	2.30	0.61
1:D:764:LEU:C	1:D:766:HIS:H	2.03	0.61
1:E:165:GLN:NE2	1:E:251:PRO:HG2	2.14	0.61
1:E:324:THR:CB	1:E:499:PRO:HA	2.31	0.61

*Continued on next page...*

*Continued from previous page...*

Atom-1	Atom-2	Interatomic distance (Å)	Clash overlap (Å)
1:F:248:TYR:HD2	1:F:248:TYR:O	1.82	0.61
1:F:268:MET:HA	1:F:271:LEU:CD1	2.31	0.61
2:M:58:ASP:CB	2:M:62:THR:HG23	2.29	0.61
1:B:320:ARG:HG2	1:B:599:GLU:HA	1.82	0.61
1:B:326:ILE:HG22	1:B:328:PHE:CE1	2.35	0.61
1:C:235:THR:O	1:C:238:GLN:HB2	2.01	0.61
1:C:268:MET:HA	1:C:271:LEU:CD1	2.30	0.61
1:C:351:HIS:HB2	1:C:386:GLU:CG	2.29	0.61
1:C:505:LYS:HD3	2:J:112:LEU:O	1.99	0.61
1:D:320:ARG:HG2	1:D:599:GLU:HA	1.82	0.61
1:E:351:HIS:HB2	1:E:386:GLU:CG	2.29	0.61
1:E:704:TYR:OH	1:E:759:GLN:OE1	2.16	0.61
2:H:109:MET:HG3	2:H:116:LEU:CD1	2.30	0.61
2:J:138:TYR:O	2:J:142:VAL:HG23	2.00	0.61
1:A:179:LEU:H	1:A:179:LEU:CD2	2.13	0.61
1:A:324:THR:CB	1:A:499:PRO:HA	2.30	0.61
1:A:478:ALA:HA	1:A:488:LEU:HG	1.82	0.61
1:A:581:GLN:NE2	1:A:629:ASN:HB2	2.16	0.61
1:B:94:LEU:O	1:B:97:TYR:N	2.34	0.61
1:B:95:GLU:O	1:B:99:GLU:HB2	2.00	0.61
1:B:308:VAL:O	1:B:311:HIS:HB2	2.01	0.61
1:D:90:PRO:HG2	1:D:93:VAL:CB	2.28	0.61
1:D:326:ILE:HG22	1:D:328:PHE:CE1	2.35	0.61
1:D:403:LEU:HG	1:D:405:LEU:CD1	2.31	0.61
1:E:405:LEU:HD13	1:E:453:VAL:HG21	1.81	0.61
1:E:694:VAL:CG2	2:L:18:LEU:HD21	2.30	0.61
2:L:58:ASP:O	2:L:60:ASN:N	2.33	0.61
1:A:218:LEU:C	1:A:220:LEU:H	2.02	0.61
1:B:88:LYS:NZ	1:B:172:GLU:OE2	2.30	0.61
1:B:115:LYS:NZ	1:B:116:GLU:N	2.46	0.61
1:B:162:ASN:O	1:B:164:GLU:N	2.34	0.61
1:C:730:ASN:ND2	1:C:782:PHE:CD1	2.68	0.61
1:D:715:GLU:HA	1:D:718:ARG:HH12	1.65	0.61
1:D:730:ASN:ND2	1:D:782:PHE:CD1	2.69	0.61
1:E:308:VAL:O	1:E:311:HIS:HB2	2.01	0.61
1:E:412:GLU:C	1:E:414:LYS:H	2.04	0.61
1:E:434:LEU:C	1:E:434:LEU:CD1	2.66	0.61
1:F:180:ASP:CG	1:F:181:ILE:N	2.53	0.61
1:F:320:ARG:HG2	1:F:599:GLU:HA	1.81	0.61
1:F:505:LYS:HD3	2:M:112:LEU:O	2.00	0.61
1:C:162:ASN:O	1:C:164:GLU:N	2.33	0.61

*Continued on next page...*



*Continued from previous page...*

Atom-1	Atom-2	Interatomic distance (Å)	Clash overlap (Å)
1:C:248:TYR:HD2	1:C:248:TYR:O	1.83	0.61
1:D:189:ASP:C	1:D:191:GLU:N	2.53	0.61
1:D:268:MET:HA	1:D:271:LEU:CD1	2.30	0.61
1:D:282:SER:HA	1:D:285:LYS:HG2	1.82	0.61
1:E:165:GLN:HE21	1:E:251:PRO:CG	2.12	0.61
1:E:235:THR:O	1:E:238:GLN:HB2	2.01	0.61
1:E:463:THR:HB	1:E:467:GLU:H	1.65	0.61
1:F:94:LEU:O	1:F:97:TYR:N	2.32	0.61
1:F:282:SER:HA	1:F:285:LYS:HG2	1.82	0.61
1:F:630:ARG:NE	2:M:83:GLU:HG2	2.16	0.61
1:F:710:HIS:O	1:F:712:PHE:N	2.34	0.61
2:H:16:PHE:HE1	2:H:27:ILE:CD1	2.13	0.61
2:L:6:GLU:HG3	2:L:7:GLU:N	2.16	0.61
1:A:197:LYS:NZ	1:A:197:LYS:HB3	2.15	0.61
1:A:403:LEU:HG	1:A:405:LEU:CD1	2.31	0.61
1:B:165:GLN:NE2	1:B:251:PRO:HG2	2.14	0.61
1:B:315:PHE:HA	1:B:318:ILE:CD1	2.31	0.61
1:B:684:ASP:C	1:B:686:ASP:N	2.54	0.61
1:C:405:LEU:HD13	1:C:453:VAL:HG21	1.82	0.61
1:C:581:GLN:NE2	1:C:629:ASN:HB2	2.15	0.61
1:E:278:LYS:HB2	1:E:279:ILE:HD13	1.81	0.61
1:F:235:THR:O	1:F:238:GLN:HB2	2.01	0.61
1:F:315:PHE:HA	1:F:318:ILE:CD1	2.31	0.61
1:F:403:LEU:HG	1:F:405:LEU:CD1	2.30	0.61
2:H:117:THR:O	2:H:119:GLU:N	2.34	0.61
2:K:58:ASP:C	2:K:60:ASN:H	2.04	0.61
2:M:6:GLU:HG3	2:M:7:GLU:N	2.16	0.61
2:M:109:MET:HG3	2:M:116:LEU:CD1	2.31	0.61
1:A:472:ARG:HH11	1:A:472:ARG:CB	2.14	0.61
1:A:552:TRP:O	1:A:555:GLN:HG2	2.00	0.61
1:B:218:LEU:C	1:B:220:LEU:H	2.02	0.61
1:B:397:GLU:O	1:B:479:LYS:HA	2.01	0.61
1:C:74:GLU:HB2	1:C:78:LYS:HB3	1.83	0.61
1:C:90:PRO:HG3	1:C:249:PHE:CE1	2.35	0.61
1:D:131:ARG:N	1:D:170:TYR:HE2	1.99	0.61
1:D:629:ASN:HB3	1:D:632:TYR:CD1	2.36	0.61
1:D:724:ARG:HG3	1:D:724:ARG:NH1	2.14	0.61
1:E:94:LEU:O	1:E:97:TYR:N	2.34	0.61
1:F:270:LYS:O	1:F:273:LYS:HB2	2.01	0.61
1:F:463:THR:HB	1:F:467:GLU:H	1.65	0.61
1:F:525:LYS:HG2	1:F:525:LYS:O	2.01	0.61

*Continued on next page...*



*Continued from previous page...*

Atom-1	Atom-2	Interatomic distance (Å)	Clash overlap (Å)
2:I:109:MET:HG3	2:I:116:LEU:CD1	2.31	0.61
2:J:6:GLU:HG3	2:J:7:GLU:N	2.16	0.61
2:J:109:MET:HG3	2:J:116:LEU:CD1	2.31	0.61
2:L:138:TYR:O	2:L:142:VAL:HG23	2.01	0.61
1:A:74:GLU:HB2	1:A:78:LYS:HB3	1.83	0.60
1:A:90:PRO:HG3	1:A:249:PHE:CE1	2.36	0.60
1:A:609:GLU:O	1:A:613:ARG:N	2.33	0.60
1:B:107:THR:CG2	1:B:115:LYS:HD2	2.28	0.60
1:B:278:LYS:HB2	1:B:279:ILE:HD13	1.81	0.60
1:B:581:GLN:NE2	1:B:629:ASN:HB2	2.16	0.60
1:B:711:ILE:O	1:B:712:PHE:HD2	1.83	0.60
1:C:403:LEU:HG	1:C:405:LEU:CD1	2.31	0.60
1:E:162:ASN:O	1:E:164:GLU:N	2.33	0.60
1:E:478:ALA:HA	1:E:488:LEU:HG	1.82	0.60
1:F:162:ASN:O	1:F:164:GLU:N	2.34	0.60
1:F:581:GLN:NE2	1:F:629:ASN:HB2	2.15	0.60
2:J:58:ASP:C	2:J:60:ASN:H	2.04	0.60
2:K:109:MET:HG3	2:K:116:LEU:CD1	2.31	0.60
2:M:138:TYR:O	2:M:142:VAL:HG23	2.01	0.60
1:A:95:GLU:O	1:A:99:GLU:HB2	2.00	0.60
1:A:405:LEU:HD13	1:A:453:VAL:HG21	1.83	0.60
1:B:463:THR:HB	1:B:467:GLU:H	1.64	0.60
1:B:472:ARG:HH11	1:B:472:ARG:CB	2.13	0.60
1:C:179:LEU:H	1:C:179:LEU:CD2	2.13	0.60
1:C:282:SER:HA	1:C:285:LYS:HG2	1.82	0.60
1:C:478:ALA:HA	1:C:488:LEU:HG	1.82	0.60
1:D:74:GLU:HB2	1:D:78:LYS:HB3	1.83	0.60
1:D:463:THR:HB	1:D:467:GLU:H	1.65	0.60
1:E:90:PRO:HG2	1:E:93:VAL:CB	2.28	0.60
1:F:552:TRP:O	1:F:555:GLN:HG2	2.01	0.60
1:F:584:GLU:O	1:F:587:PRO:HD3	2.01	0.60
1:F:615:ILE:O	1:F:619:ILE:HB	2.01	0.60
2:I:100:ILE:HG22	2:I:101:SER:N	2.14	0.60
2:K:6:GLU:HG3	2:K:7:GLU:N	2.16	0.60
1:A:333:LYS:C	1:A:335:ALA:H	2.04	0.60
1:B:403:LEU:HG	1:B:405:LEU:CD1	2.31	0.60
1:B:505:LYS:HD3	2:I:112:LEU:O	2.00	0.60
1:D:308:VAL:O	1:D:311:HIS:HB2	2.01	0.60
1:D:552:TRP:O	1:D:555:GLN:HG2	2.00	0.60
1:E:315:PHE:HA	1:E:318:ILE:CD1	2.31	0.60
1:F:88:LYS:NZ	1:F:172:GLU:OE2	2.29	0.60

*Continued on next page...*

*Continued from previous page...*

Atom-1	Atom-2	Interatomic distance (Å)	Clash overlap (Å)
1:F:405:LEU:HD13	1:F:453:VAL:HG21	1.82	0.60
1:A:190:PRO:O	1:A:195:LEU:HD13	2.02	0.60
1:B:105:TYR:N	1:B:152:LEU:O	2.26	0.60
1:B:710:HIS:O	1:B:712:PHE:N	2.33	0.60
1:C:90:PRO:HG2	1:C:93:VAL:CB	2.29	0.60
1:D:630:ARG:NE	2:K:83:GLU:HG2	2.17	0.60
1:E:320:ARG:HG2	1:E:599:GLU:HA	1.81	0.60
1:E:684:ASP:C	1:E:686:ASP:N	2.55	0.60
1:F:74:GLU:HB2	1:F:78:LYS:HB3	1.83	0.60
1:F:301:ALA:C	1:F:303:LYS:N	2.55	0.60
1:F:478:ALA:HA	1:F:488:LEU:HG	1.82	0.60
2:K:119:GLU:O	2:K:123:GLU:HB2	2.01	0.60
2:L:37:ARG:HG2	2:L:37:ARG:NH1	2.13	0.60
1:A:235:THR:O	1:A:238:GLN:HB2	2.01	0.60
1:A:463:THR:HB	1:A:467:GLU:H	1.65	0.60
1:A:795:LYS:HA	1:A:798:ASP:OD2	2.02	0.60
1:B:235:THR:O	1:B:238:GLN:HB2	2.01	0.60
1:B:326:ILE:C	1:B:327:LEU:HD12	2.21	0.60
1:B:412:GLU:C	1:B:414:LYS:H	2.04	0.60
1:B:795:LYS:HA	1:B:798:ASP:OD2	2.02	0.60
1:C:186:LYS:HA	1:C:190:PRO:HD3	1.81	0.60
1:C:552:TRP:O	1:C:555:GLN:HG2	2.00	0.60
1:C:620:THR:HG22	1:C:621:GLY:N	2.16	0.60
1:D:333:LYS:C	1:D:335:ALA:H	2.04	0.60
1:E:179:LEU:H	1:E:179:LEU:CD2	2.13	0.60
1:E:326:ILE:HG22	1:E:328:PHE:CE1	2.35	0.60
1:E:615:ILE:O	1:E:619:ILE:HB	2.02	0.60
1:F:472:ARG:HH11	1:F:472:ARG:CB	2.14	0.60
2:H:6:GLU:HG3	2:H:7:GLU:N	2.16	0.60
2:H:58:ASP:O	2:H:60:ASN:N	2.32	0.60
2:I:6:GLU:HG3	2:I:7:GLU:N	2.16	0.60
2:K:138:TYR:O	2:K:142:VAL:HG23	2.01	0.60
1:B:165:GLN:HE21	1:B:251:PRO:CG	2.12	0.60
1:B:227:ILE:O	1:B:227:ILE:HG22	2.02	0.60
1:B:333:LYS:C	1:B:335:ALA:H	2.05	0.60
1:C:423:LYS:HG3	1:C:424:LYS:H	1.67	0.60
1:C:554:LYS:O	1:C:557:LEU:N	2.34	0.60
1:C:684:ASP:C	1:C:686:ASP:N	2.55	0.60
1:C:722:ILE:HG21	1:C:764:LEU:HD21	1.84	0.60
1:D:162:ASN:O	1:D:164:GLU:N	2.34	0.60
1:D:263:ASP:O	1:D:266:GLU:N	2.35	0.60

*Continued on next page...*

*Continued from previous page...*

Atom-1	Atom-2	Interatomic distance (Å)	Clash overlap (Å)
1:E:74:GLU:HB2	1:E:78:LYS:HB3	1.83	0.60
1:E:554:LYS:O	1:E:557:LEU:N	2.35	0.60
2:I:58:ASP:O	2:I:60:ASN:N	2.33	0.60
2:I:138:TYR:O	2:I:142:VAL:HG23	2.02	0.60
2:K:51:MET:HB3	2:K:71:MET:SD	2.42	0.60
2:L:109:MET:HG3	2:L:116:LEU:CD1	2.31	0.60
2:L:126:ARG:HG3	2:L:126:ARG:HH21	1.67	0.60
1:A:165:GLN:HE21	1:A:251:PRO:CG	2.13	0.60
1:B:122:GLU:HG3	1:B:147:ARG:CB	2.27	0.60
1:B:165:GLN:C	1:B:167:LYS:H	2.05	0.60
1:B:554:LYS:O	1:B:557:LEU:N	2.34	0.60
1:C:308:VAL:O	1:C:311:HIS:HB2	2.01	0.60
1:C:764:LEU:C	1:C:766:HIS:H	2.05	0.60
1:D:324:THR:CB	1:D:499:PRO:HA	2.30	0.60
1:D:684:ASP:C	1:D:686:ASP:N	2.55	0.60
1:E:403:LEU:HG	1:E:405:LEU:CD1	2.31	0.60
1:E:441:VAL:HG22	1:E:461:LYS:HG2	1.84	0.60
1:E:472:ARG:HH11	1:E:472:ARG:CB	2.15	0.60
1:F:288:VAL:HG23	1:F:289:GLU:N	2.15	0.60
1:F:441:VAL:HG22	1:F:461:LYS:HG2	1.84	0.60
1:F:629:ASN:ND2	1:F:630:ARG:N	2.50	0.60
1:F:694:VAL:CG2	2:M:18:LEU:HD21	2.32	0.60
1:F:739:LYS:HG2	1:F:740:GLN:H	1.66	0.60
2:J:117:THR:O	2:J:119:GLU:N	2.35	0.60
1:A:397:GLU:O	1:A:479:LYS:HA	2.02	0.60
1:A:441:VAL:HG22	1:A:461:LYS:HG2	1.84	0.60
1:A:665:LYS:HD2	2:H:11:GLU:CD	2.22	0.60
1:B:189:ASP:HB3	1:B:190:PRO:HD2	1.83	0.60
1:B:441:VAL:HG22	1:B:461:LYS:HG2	1.84	0.60
1:C:165:GLN:C	1:C:167:LYS:H	2.05	0.60
1:C:739:LYS:HG2	1:C:740:GLN:H	1.67	0.60
1:D:270:LYS:O	1:D:273:LYS:HB2	2.02	0.60
1:D:397:GLU:O	1:D:479:LYS:HA	2.01	0.60
1:E:333:LYS:C	1:E:335:ALA:H	2.05	0.60
1:F:308:VAL:O	1:F:311:HIS:HB2	2.02	0.60
1:F:412:GLU:C	1:F:414:LYS:H	2.04	0.60
1:F:647:ASP:OD1	2:M:90:ARG:NH2	2.35	0.60
1:F:719:LYS:O	1:F:721:SER:N	2.35	0.60
2:H:100:ILE:CG2	2:H:101:SER:N	2.65	0.60
1:A:165:GLN:C	1:A:167:LYS:H	2.05	0.60
1:A:301:ALA:C	1:A:303:LYS:N	2.54	0.60

*Continued on next page...*

*Continued from previous page...*

Atom-1	Atom-2	Interatomic distance (Å)	Clash overlap (Å)
1:A:581:GLN:NE2	1:A:581:GLN:HA	2.17	0.60
1:B:584:GLU:O	1:B:587:PRO:HD3	2.02	0.60
1:B:629:ASN:HB3	1:B:632:TYR:CD1	2.37	0.60
1:B:718:ARG:HH12	1:B:767:GLN:HE21	1.49	0.60
1:C:333:LYS:C	1:C:335:ALA:H	2.05	0.60
1:D:405:LEU:HD13	1:D:453:VAL:HG21	1.82	0.60
1:E:581:GLN:NE2	1:E:629:ASN:HB2	2.16	0.60
1:E:629:ASN:ND2	1:E:630:ARG:N	2.49	0.60
1:F:95:GLU:O	1:F:99:GLU:HB2	2.01	0.60
1:F:165:GLN:C	1:F:167:LYS:H	2.05	0.60
1:A:684:ASP:C	1:A:686:ASP:N	2.55	0.60
1:A:739:LYS:HG2	1:A:740:GLN:H	1.66	0.60
1:B:302:LEU:HD22	1:B:602:PHE:HE1	1.66	0.60
1:B:629:ASN:ND2	1:B:630:ARG:N	2.50	0.60
1:C:441:VAL:HG22	1:C:461:LYS:HG2	1.84	0.60
1:D:581:GLN:NE2	1:D:581:GLN:HA	2.17	0.60
1:D:739:LYS:HG2	1:D:740:GLN:H	1.66	0.60
1:E:227:ILE:HG22	1:E:227:ILE:O	2.02	0.60
1:F:333:LYS:C	1:F:335:ALA:H	2.04	0.60
1:F:629:ASN:HB3	1:F:632:TYR:CD1	2.37	0.60
2:J:51:MET:HB3	2:J:71:MET:SD	2.42	0.60
2:K:100:ILE:CG2	2:K:101:SER:N	2.65	0.60
2:L:58:ASP:CB	2:L:62:THR:HG23	2.30	0.60
1:A:629:ASN:HB3	1:A:632:TYR:CD1	2.37	0.59
1:C:629:ASN:ND2	1:C:630:ARG:N	2.49	0.59
1:D:94:LEU:O	1:D:97:TYR:N	2.34	0.59
1:D:472:ARG:HH11	1:D:472:ARG:CB	2.14	0.59
1:E:630:ARG:NE	2:L:83:GLU:HG2	2.17	0.59
1:F:684:ASP:C	1:F:686:ASP:N	2.55	0.59
2:M:100:ILE:CG2	2:M:101:SER:N	2.65	0.59
2:M:117:THR:O	2:M:119:GLU:N	2.35	0.59
1:A:567:THR:CG2	1:A:568:GLY:N	2.55	0.59
1:A:724:ARG:HG3	1:A:724:ARG:NH1	2.13	0.59
1:C:94:LEU:O	1:C:97:TYR:N	2.34	0.59
1:C:270:LYS:O	1:C:273:LYS:HB2	2.02	0.59
1:C:629:ASN:HB3	1:C:632:TYR:CD1	2.38	0.59
1:D:97:TYR:C	1:D:99:GLU:H	2.06	0.59
1:E:301:ALA:O	1:E:303:LYS:N	2.36	0.59
1:F:115:LYS:NZ	1:F:116:GLU:N	2.47	0.59
1:F:302:LEU:HD22	1:F:602:PHE:HE1	1.66	0.59
2:H:138:TYR:O	2:H:142:VAL:HG23	2.01	0.59

*Continued on next page...*

*Continued from previous page...*

Atom-1	Atom-2	Interatomic distance (Å)	Clash overlap (Å)
2:K:117:THR:O	2:K:119:GLU:N	2.34	0.59
1:A:227:ILE:O	1:A:227:ILE:HG22	2.02	0.59
1:A:263:ASP:O	1:A:266:GLU:N	2.35	0.59
1:A:629:ASN:ND2	1:A:630:ARG:N	2.50	0.59
1:B:188:LEU:CD2	1:B:188:LEU:N	2.48	0.59
1:B:310:GLU:OE2	1:B:340:LYS:HD2	2.03	0.59
1:C:719:LYS:O	1:C:721:SER:N	2.36	0.59
1:D:423:LYS:HG3	1:D:424:LYS:H	1.67	0.59
1:D:746:LYS:O	1:D:750:GLN:HG2	2.02	0.59
1:F:397:GLU:O	1:F:479:LYS:HA	2.02	0.59
1:F:554:LYS:O	1:F:557:LEU:N	2.35	0.59
2:I:58:ASP:CB	2:I:62:THR:HG23	2.29	0.59
2:I:100:ILE:HB	2:I:136:VAL:CG2	2.23	0.59
2:J:100:ILE:HB	2:J:136:VAL:CG2	2.23	0.59
1:A:620:THR:HG22	1:A:621:GLY:N	2.17	0.59
1:A:746:LYS:O	1:A:750:GLN:HG2	2.02	0.59
1:B:525:LYS:O	1:B:525:LYS:HG2	2.02	0.59
1:B:739:LYS:HG2	1:B:740:GLN:H	1.66	0.59
1:C:463:THR:HB	1:C:467:GLU:H	1.65	0.59
1:C:482:GLU:HA	1:C:482:GLU:OE2	2.02	0.59
1:D:235:THR:O	1:D:238:GLN:HB2	2.02	0.59
1:D:441:VAL:HG22	1:D:461:LYS:HG2	1.85	0.59
1:E:178:SER:OG	1:E:179:LEU:N	2.35	0.59
1:E:270:LYS:O	1:E:273:LYS:HB2	2.02	0.59
1:E:739:LYS:HG2	1:E:740:GLN:H	1.67	0.59
1:F:263:ASP:O	1:F:266:GLU:N	2.35	0.59
1:F:310:GLU:OE2	1:F:340:LYS:HD2	2.03	0.59
1:F:581:GLN:NE2	1:F:581:GLN:HA	2.16	0.59
1:A:165:GLN:NE2	1:A:251:PRO:HG2	2.15	0.59
1:A:270:LYS:O	1:A:273:LYS:HB2	2.03	0.59
1:B:270:LYS:O	1:B:273:LYS:HB2	2.03	0.59
1:B:719:LYS:O	1:B:721:SER:N	2.35	0.59
1:D:308:VAL:HB	1:D:311:HIS:ND1	2.17	0.59
1:D:412:GLU:C	1:D:414:LYS:H	2.04	0.59
1:D:523:LEU:HD11	2:K:144:MET:HG3	1.84	0.59
1:D:584:GLU:O	1:D:587:PRO:HD3	2.01	0.59
1:E:165:GLN:C	1:E:167:LYS:H	2.04	0.59
1:E:263:ASP:O	1:E:266:GLU:N	2.36	0.59
1:E:302:LEU:HD22	1:E:602:PHE:HE1	1.65	0.59
2:H:119:GLU:O	2:H:123:GLU:HB2	2.03	0.59
2:K:58:ASP:O	2:K:60:ASN:N	2.32	0.59

*Continued on next page...*

*Continued from previous page...*

Atom-1	Atom-2	Interatomic distance (Å)	Clash overlap (Å)
2:L:100:ILE:CG2	2:L:101:SER:N	2.64	0.59
1:A:97:TYR:C	1:A:99:GLU:H	2.06	0.59
1:A:268:MET:HA	1:A:271:LEU:CD1	2.29	0.59
1:B:115:LYS:HZ3	1:B:116:GLU:CG	2.13	0.59
1:B:482:GLU:HA	1:B:482:GLU:OE2	2.03	0.59
1:B:746:LYS:O	1:B:750:GLN:HG2	2.03	0.59
1:C:135:VAL:N	1:C:136:PRO:HD2	2.18	0.59
1:C:310:GLU:OE2	1:C:340:LYS:HD2	2.03	0.59
1:C:504:ILE:HD12	1:C:504:ILE:N	2.18	0.59
1:C:525:LYS:HG2	1:C:525:LYS:O	2.02	0.59
1:D:795:LYS:HA	1:D:798:ASP:OD2	2.03	0.59
1:E:131:ARG:H	1:E:170:TYR:HE2	1.51	0.59
1:E:397:GLU:O	1:E:479:LYS:HA	2.02	0.59
1:E:523:LEU:HD11	2:L:144:MET:HG3	1.85	0.59
1:E:629:ASN:HB3	1:E:632:TYR:CD1	2.38	0.59
1:F:326:ILE:C	1:F:327:LEU:HD12	2.23	0.59
2:H:58:ASP:CB	2:H:62:THR:HG23	2.29	0.59
2:I:119:GLU:O	2:I:123:GLU:HB2	2.02	0.59
1:A:178:SER:OG	1:A:179:LEU:N	2.36	0.59
1:A:525:LYS:HG2	1:A:525:LYS:O	2.02	0.59
1:A:565:LYS:HD3	1:A:572:GLY:O	2.03	0.59
1:B:97:TYR:C	1:B:99:GLU:H	2.05	0.59
1:B:581:GLN:NE2	1:B:581:GLN:HA	2.17	0.59
1:B:615:ILE:O	1:B:619:ILE:HB	2.03	0.59
1:C:647:ASP:OD1	2:J:90:ARG:NH2	2.35	0.59
1:D:115:LYS:HZ1	1:D:116:GLU:CG	2.12	0.59
1:D:554:LYS:O	1:D:557:LEU:N	2.35	0.59
1:E:308:VAL:HB	1:E:311:HIS:ND1	2.17	0.59
1:F:254:ARG:HD2	1:F:254:ARG:N	2.17	0.59
1:F:665:LYS:HD2	2:M:11:GLU:CD	2.23	0.59
1:F:715:GLU:HA	1:F:718:ARG:HH12	1.64	0.59
1:B:620:THR:HG22	1:B:621:GLY:N	2.18	0.59
1:C:227:ILE:HG22	1:C:227:ILE:O	2.02	0.59
1:C:434:LEU:CD1	1:C:434:LEU:C	2.71	0.59
1:C:635:ILE:HD12	1:C:635:ILE:N	2.13	0.59
1:D:215:LYS:O	1:D:219:GLU:HB3	2.03	0.59
1:D:620:THR:HG22	1:D:621:GLY:N	2.17	0.59
1:E:301:ALA:C	1:E:303:LYS:N	2.54	0.59
1:E:403:LEU:HB2	1:E:474:ILE:HG22	1.85	0.59
1:F:105:TYR:N	1:F:152:LEU:O	2.27	0.59
1:F:230:ILE:HG13	1:F:237:PHE:CE2	2.38	0.59

*Continued on next page...*

*Continued from previous page...*

Atom-1	Atom-2	Interatomic distance (Å)	Clash overlap (Å)
1:F:686:ASP:O	1:F:689:ALA:HB3	2.02	0.59
2:I:117:THR:O	2:I:119:GLU:N	2.34	0.59
1:A:310:GLU:OE2	1:A:340:LYS:HD2	2.03	0.59
1:A:434:LEU:CD1	1:A:434:LEU:C	2.70	0.59
1:A:615:ILE:O	1:A:619:ILE:HB	2.02	0.59
1:A:647:ASP:OD1	2:H:90:ARG:NH2	2.36	0.59
1:B:215:LYS:O	1:B:219:GLU:HB3	2.03	0.59
1:B:308:VAL:HB	1:B:311:HIS:ND1	2.17	0.59
1:B:403:LEU:HB2	1:B:474:ILE:HG22	1.85	0.59
1:B:686:ASP:O	1:B:689:ALA:HB3	2.02	0.59
1:C:302:LEU:HD22	1:C:602:PHE:HE1	1.67	0.59
1:C:308:VAL:HB	1:C:311:HIS:ND1	2.18	0.59
1:C:615:ILE:O	1:C:619:ILE:HB	2.02	0.59
1:D:413:LEU:HB2	1:D:419:ILE:HG12	1.84	0.59
1:D:482:GLU:HA	1:D:482:GLU:OE2	2.02	0.59
1:D:710:HIS:O	1:D:712:PHE:N	2.35	0.59
2:H:51:MET:HB3	2:H:71:MET:SD	2.42	0.59
2:J:119:GLU:O	2:J:123:GLU:HB2	2.02	0.59
2:K:126:ARG:HG3	2:K:126:ARG:HH21	1.68	0.59
2:L:117:THR:O	2:L:119:GLU:N	2.35	0.59
1:A:523:LEU:HD11	2:H:144:MET:HG3	1.85	0.59
1:B:301:ALA:C	1:B:303:LYS:N	2.55	0.59
1:B:389:LYS:HG2	1:B:393:GLU:HG3	1.85	0.59
1:B:423:LYS:HG3	1:B:424:LYS:H	1.68	0.59
1:B:632:TYR:O	1:B:633:ASN:HB2	2.02	0.59
1:C:178:SER:OG	1:C:179:LEU:N	2.35	0.59
1:C:257:LEU:O	1:C:265:PHE:HB2	2.03	0.59
1:C:263:ASP:O	1:C:266:GLU:N	2.35	0.59
1:C:397:GLU:O	1:C:479:LYS:HA	2.02	0.59
1:C:694:VAL:CG2	2:J:18:LEU:HD21	2.30	0.59
1:D:180:ASP:CG	1:D:181:ILE:N	2.52	0.59
1:D:301:ALA:O	1:D:303:LYS:N	2.36	0.59
1:D:665:LYS:HD2	2:K:11:GLU:CD	2.23	0.59
1:D:665:LYS:O	1:D:668:SER:HB3	2.03	0.59
1:E:620:THR:HG22	1:E:621:GLY:N	2.17	0.59
1:E:686:ASP:O	1:E:689:ALA:HB3	2.02	0.59
1:E:719:LYS:O	1:E:721:SER:N	2.36	0.59
1:F:565:LYS:HD3	1:F:572:GLY:O	2.03	0.59
1:F:718:ARG:HH11	1:F:767:GLN:HE21	1.48	0.59
2:J:100:ILE:CG2	2:J:101:SER:N	2.65	0.59
2:M:51:MET:HB3	2:M:71:MET:SD	2.42	0.59

*Continued on next page...*



*Continued from previous page...*

Atom-1	Atom-2	Interatomic distance (Å)	Clash overlap (Å)
1:A:257:LEU:O	1:A:265:PHE:HB2	2.03	0.58
1:A:301:ALA:O	1:A:303:LYS:N	2.36	0.58
1:A:302:LEU:HD22	1:A:602:PHE:HE1	1.66	0.58
1:B:131:ARG:H	1:B:170:TYR:HE2	1.50	0.58
1:C:413:LEU:HB2	1:C:419:ILE:HG12	1.85	0.58
1:C:584:GLU:O	1:C:587:PRO:HD3	2.03	0.58
1:C:697:ILE:CD1	1:C:732:ILE:HD13	2.14	0.58
1:D:302:LEU:HD22	1:D:602:PHE:HE1	1.66	0.58
1:D:718:ARG:NH1	1:D:767:GLN:HE21	2.01	0.58
1:D:776:LEU:HD11	1:D:793:PHE:CE1	2.38	0.58
1:E:257:LEU:O	1:E:265:PHE:HB2	2.03	0.58
1:E:326:ILE:C	1:E:327:LEU:HD12	2.23	0.58
1:E:413:LEU:HB2	1:E:419:ILE:HG12	1.84	0.58
1:F:795:LYS:HA	1:F:798:ASP:OD2	2.02	0.58
1:A:535:LYS:HD2	1:A:536:TYR:CD2	2.38	0.58
1:A:554:LYS:O	1:A:557:LEU:N	2.35	0.58
1:A:719:LYS:O	1:A:721:SER:N	2.36	0.58
1:B:131:ARG:N	1:B:170:TYR:HE2	2.01	0.58
1:C:115:LYS:HZ3	1:C:116:GLU:CG	2.12	0.58
1:C:665:LYS:O	1:C:668:SER:HB3	2.03	0.58
1:D:135:VAL:N	1:D:136:PRO:HD2	2.18	0.58
1:D:609:GLU:O	1:D:613:ARG:N	2.34	0.58
1:D:629:ASN:ND2	1:D:630:ARG:N	2.50	0.58
1:D:722:ILE:HG21	1:D:764:LEU:HD21	1.85	0.58
1:E:230:ILE:HG13	1:E:237:PHE:CE2	2.39	0.58
1:E:318:ILE:HG22	1:E:322:LEU:HD12	1.86	0.58
1:E:710:HIS:O	1:E:712:PHE:N	2.33	0.58
1:F:131:ARG:H	1:F:170:TYR:HE2	1.51	0.58
1:F:148:GLU:HG3	1:F:149:THR:H	1.67	0.58
1:F:431:LYS:O	1:F:432:TYR:HD2	1.86	0.58
2:I:51:MET:HB3	2:I:71:MET:SD	2.42	0.58
1:B:413:LEU:HB2	1:B:419:ILE:HG12	1.84	0.58
1:C:301:ALA:O	1:C:303:LYS:N	2.37	0.58
1:D:615:ILE:O	1:D:619:ILE:HB	2.02	0.58
1:D:647:ASP:OD1	2:K:90:ARG:NH2	2.35	0.58
1:E:268:MET:HA	1:E:271:LEU:CD1	2.31	0.58
1:E:525:LYS:O	1:E:525:LYS:HG2	2.03	0.58
1:E:565:LYS:HD3	1:E:572:GLY:O	2.03	0.58
1:E:647:ASP:OD1	2:L:90:ARG:NH2	2.36	0.58
2:K:58:ASP:CB	2:K:62:THR:HG23	2.29	0.58
2:M:126:ARG:HH21	2:M:126:ARG:HG3	1.68	0.58

*Continued on next page...*



*Continued from previous page...*

Atom-1	Atom-2	Interatomic distance (Å)	Clash overlap (Å)
1:B:148:GLU:HG3	1:B:149:THR:H	1.68	0.58
1:C:412:GLU:C	1:C:414:LYS:H	2.04	0.58
1:C:665:LYS:HD2	2:J:11:GLU:CD	2.24	0.58
1:E:142:VAL:HG13	1:E:154:ILE:HD12	1.86	0.58
1:E:343:VAL:HG13	1:E:487:PRO:O	2.03	0.58
1:E:423:LYS:HG3	1:E:424:LYS:H	1.68	0.58
1:E:764:LEU:C	1:E:766:HIS:H	2.06	0.58
1:F:227:ILE:O	1:F:227:ILE:HG22	2.02	0.58
2:J:126:ARG:HG3	2:J:126:ARG:HH21	1.68	0.58
1:A:710:HIS:O	1:A:712:PHE:N	2.35	0.58
1:B:135:VAL:N	1:B:136:PRO:HD2	2.18	0.58
1:B:178:SER:OG	1:B:179:LEU:N	2.36	0.58
1:B:230:ILE:HG13	1:B:237:PHE:CE2	2.38	0.58
1:B:257:LEU:O	1:B:265:PHE:HB2	2.03	0.58
1:B:535:LYS:HD2	1:B:536:TYR:CD2	2.39	0.58
1:C:97:TYR:C	1:C:99:GLU:H	2.06	0.58
1:C:686:ASP:O	1:C:689:ALA:HB3	2.04	0.58
1:C:746:LYS:O	1:C:750:GLN:HG2	2.03	0.58
1:D:504:ILE:N	1:D:504:ILE:HD12	2.19	0.58
1:E:135:VAL:N	1:E:136:PRO:HD2	2.18	0.58
1:E:581:GLN:NE2	1:E:581:GLN:HA	2.17	0.58
1:E:795:LYS:HA	1:E:798:ASP:OD2	2.03	0.58
1:F:135:VAL:N	1:F:136:PRO:HD2	2.19	0.58
1:F:215:LYS:O	1:F:219:GLU:HB3	2.03	0.58
1:F:343:VAL:HG13	1:F:487:PRO:O	2.04	0.58
1:F:609:GLU:O	1:F:613:ARG:N	2.34	0.58
2:L:124:MET:O	2:L:125:ILE:C	2.42	0.58
1:A:326:ILE:C	1:A:327:LEU:HD12	2.24	0.58
1:A:671:ARG:HD2	2:H:14:GLU:HG2	1.85	0.58
1:B:329:ARG:HB3	1:B:330:PRO:CD	2.34	0.58
1:B:565:LYS:HD3	1:B:572:GLY:O	2.03	0.58
1:C:141:PHE:HD1	1:C:141:PHE:N	2.01	0.58
1:C:326:ILE:C	1:C:327:LEU:HD12	2.23	0.58
1:C:795:LYS:HA	1:C:798:ASP:OD2	2.02	0.58
1:D:719:LYS:O	1:D:721:SER:N	2.37	0.58
1:E:215:LYS:O	1:E:219:GLU:HB3	2.03	0.58
1:E:482:GLU:HA	1:E:482:GLU:OE2	2.03	0.58
1:E:609:GLU:OE2	1:E:609:GLU:N	2.37	0.58
1:F:270:LYS:HA	1:F:273:LYS:HD2	1.86	0.58
1:F:665:LYS:O	1:F:668:SER:HB3	2.02	0.58
1:A:135:VAL:N	1:A:136:PRO:HD2	2.18	0.58

*Continued on next page...*

*Continued from previous page...*

Atom-1	Atom-2	Interatomic distance (Å)	Clash overlap (Å)
1:A:214:PHE:CD1	1:A:218:LEU:HD23	2.39	0.58
1:A:403:LEU:HB2	1:A:474:ILE:HG22	1.85	0.58
1:A:408:LEU:O	1:A:410:ILE:N	2.37	0.58
1:A:504:ILE:N	1:A:504:ILE:HD12	2.19	0.58
1:B:263:ASP:O	1:B:266:GLU:N	2.36	0.58
1:C:535:LYS:HD2	1:C:536:TYR:CD2	2.38	0.58
1:C:710:HIS:O	1:C:712:PHE:N	2.34	0.58
1:D:218:LEU:C	1:D:220:LEU:H	2.02	0.58
1:D:501:LEU:HB2	1:D:623:ASP:O	2.03	0.58
1:E:431:LYS:O	1:E:432:TYR:HD2	1.86	0.58
1:E:504:ILE:HD12	1:E:504:ILE:N	2.19	0.58
1:F:423:LYS:HG3	1:F:424:LYS:H	1.68	0.58
1:F:501:LEU:HB2	1:F:623:ASP:O	2.03	0.58
2:I:100:ILE:CG2	2:I:101:SER:N	2.65	0.58
2:M:119:GLU:O	2:M:123:GLU:HB2	2.02	0.58
1:A:115:LYS:NZ	1:A:116:GLU:CG	2.64	0.58
1:A:215:LYS:O	1:A:219:GLU:HB3	2.03	0.58
1:A:308:VAL:HB	1:A:311:HIS:ND1	2.18	0.58
1:A:525:LYS:O	1:A:529:VAL:HG23	2.04	0.58
1:B:609:GLU:O	1:B:613:ARG:N	2.35	0.58
1:B:715:GLU:HA	1:B:718:ARG:HH12	1.64	0.58
1:C:343:VAL:HG13	1:C:487:PRO:O	2.04	0.58
1:D:227:ILE:O	1:D:227:ILE:HG22	2.01	0.58
1:D:301:ALA:C	1:D:303:LYS:N	2.55	0.58
1:D:326:ILE:C	1:D:327:LEU:HD12	2.24	0.58
1:D:535:LYS:HD2	1:D:536:TYR:CD2	2.38	0.58
1:E:632:TYR:O	1:E:633:ASN:HB2	2.03	0.58
1:E:665:LYS:O	1:E:668:SER:HB3	2.03	0.58
1:A:248:TYR:HB2	1:A:257:LEU:CD2	2.34	0.58
1:B:351:HIS:HD2	1:B:386:GLU:OE2	1.87	0.58
1:D:178:SER:OG	1:D:179:LEU:N	2.36	0.58
1:D:270:LYS:HA	1:D:273:LYS:HD2	1.86	0.58
1:E:715:GLU:HA	1:E:718:ARG:HH12	1.65	0.58
1:F:525:LYS:O	1:F:529:VAL:HG23	2.04	0.58
2:L:119:GLU:O	2:L:123:GLU:HB2	2.02	0.58
1:A:351:HIS:HD2	1:A:386:GLU:OE2	1.86	0.58
1:A:584:GLU:O	1:A:587:PRO:HD3	2.03	0.58
1:B:214:PHE:CD1	1:B:218:LEU:HD23	2.39	0.58
1:B:248:TYR:HB2	1:B:257:LEU:CD2	2.33	0.58
1:B:408:LEU:O	1:B:410:ILE:N	2.37	0.58
1:C:230:ILE:HG13	1:C:237:PHE:CE2	2.38	0.58

*Continued on next page...*

*Continued from previous page...*

Atom-1	Atom-2	Interatomic distance (Å)	Clash overlap (Å)
1:C:238:GLN:C	1:C:240:ALA:N	2.57	0.58
1:D:165:GLN:C	1:D:167:LYS:H	2.05	0.58
1:D:403:LEU:HB2	1:D:474:ILE:HG22	1.85	0.58
1:E:97:TYR:C	1:E:99:GLU:H	2.06	0.58
1:E:270:LYS:HA	1:E:273:LYS:HD2	1.86	0.58
1:E:329:ARG:HB3	1:E:330:PRO:CD	2.34	0.58
1:E:584:GLU:O	1:E:587:PRO:HD3	2.03	0.58
1:E:746:LYS:O	1:E:750:GLN:HG2	2.04	0.58
1:F:308:VAL:HB	1:F:311:HIS:ND1	2.18	0.58
1:F:767:GLN:HG2	1:F:768:LYS:H	1.69	0.58
2:I:126:ARG:HH21	2:I:126:ARG:HG3	1.69	0.58
1:A:443:GLU:OE2	1:A:458:LYS:HA	2.04	0.57
1:C:215:LYS:O	1:C:219:GLU:HB3	2.03	0.57
1:C:408:LEU:O	1:C:410:ILE:N	2.37	0.57
1:C:565:LYS:HD3	1:C:572:GLY:O	2.04	0.57
1:D:248:TYR:HB2	1:D:257:LEU:CD2	2.34	0.57
1:D:443:GLU:OE2	1:D:458:LYS:HA	2.04	0.57
1:D:525:LYS:O	1:D:525:LYS:HG2	2.03	0.57
1:D:694:VAL:HG23	1:D:695:LYS:N	2.19	0.57
1:E:130:SER:O	1:E:132:GLY:N	2.38	0.57
1:E:665:LYS:HD2	2:L:11:GLU:CD	2.24	0.57
1:F:482:GLU:HA	1:F:482:GLU:OE2	2.03	0.57
1:F:609:GLU:OE2	1:F:609:GLU:N	2.37	0.57
1:F:776:LEU:HD11	1:F:793:PHE:CE1	2.39	0.57
2:M:100:ILE:HB	2:M:136:VAL:CG2	2.24	0.57
1:A:130:SER:O	1:A:132:GLY:N	2.37	0.57
1:A:142:VAL:HG13	1:A:154:ILE:HD12	1.86	0.57
1:A:230:ILE:HG13	1:A:237:PHE:CE2	2.38	0.57
1:A:270:LYS:HA	1:A:273:LYS:HD2	1.86	0.57
1:A:434:LEU:HD13	1:A:434:LEU:C	2.25	0.57
1:B:90:PRO:HG3	1:B:249:PHE:CE1	2.38	0.57
1:B:176:GLY:C	1:B:178:SER:H	2.07	0.57
1:B:343:VAL:HG13	1:B:487:PRO:O	2.04	0.57
1:B:665:LYS:O	1:B:668:SER:HB3	2.04	0.57
1:B:694:VAL:HG23	1:B:695:LYS:N	2.18	0.57
1:C:122:GLU:HG3	1:C:147:ARG:CB	2.27	0.57
1:C:130:SER:O	1:C:132:GLY:N	2.37	0.57
1:C:270:LYS:HA	1:C:273:LYS:HD2	1.86	0.57
1:C:327:LEU:CG	1:C:595:ILE:HG12	2.25	0.57
1:C:403:LEU:HB2	1:C:474:ILE:HG22	1.85	0.57
1:C:525:LYS:O	1:C:529:VAL:HG23	2.03	0.57

*Continued on next page...*

*Continued from previous page...*

Atom-1	Atom-2	Interatomic distance (Å)	Clash overlap (Å)
1:E:310:GLU:OE2	1:E:340:LYS:HD2	2.03	0.57
1:E:408:LEU:O	1:E:410:ILE:N	2.37	0.57
1:F:301:ALA:O	1:F:303:LYS:N	2.36	0.57
1:F:413:LEU:HB2	1:F:419:ILE:HG12	1.85	0.57
1:F:523:LEU:HD11	2:M:144:MET:HG3	1.86	0.57
1:F:671:ARG:HD2	2:M:14:GLU:HG2	1.86	0.57
1:A:413:LEU:HB2	1:A:419:ILE:HG12	1.85	0.57
1:A:686:ASP:O	1:A:689:ALA:HB3	2.04	0.57
1:B:301:ALA:O	1:B:303:LYS:N	2.37	0.57
1:C:389:LYS:HG2	1:C:393:GLU:HG3	1.85	0.57
1:D:254:ARG:HD2	1:D:254:ARG:N	2.18	0.57
1:E:131:ARG:N	1:E:170:TYR:HE2	2.01	0.57
1:E:389:LYS:HG2	1:E:393:GLU:HG3	1.86	0.57
1:F:97:TYR:C	1:F:99:GLU:H	2.06	0.57
1:F:351:HIS:HD2	1:F:386:GLU:OE2	1.87	0.57
1:A:329:ARG:HB3	1:A:330:PRO:CD	2.34	0.57
1:A:431:LYS:O	1:A:432:TYR:HD2	1.86	0.57
1:B:99:GLU:C	1:B:101:GLY:H	2.08	0.57
1:B:630:ARG:CZ	2:I:83:GLU:HG2	2.35	0.57
1:C:142:VAL:HG13	1:C:154:ILE:HD12	1.86	0.57
1:C:214:PHE:CD1	1:C:218:LEU:HD23	2.39	0.57
1:C:248:TYR:HB2	1:C:257:LEU:CD2	2.34	0.57
1:C:523:LEU:HD11	2:J:144:MET:HG3	1.85	0.57
1:C:671:ARG:HD2	2:J:14:GLU:HG2	1.87	0.57
1:D:214:PHE:CD1	1:D:218:LEU:HD23	2.39	0.57
1:D:408:LEU:O	1:D:410:ILE:N	2.37	0.57
1:D:565:LYS:HD3	1:D:572:GLY:O	2.04	0.57
1:E:254:ARG:HD2	1:E:254:ARG:N	2.18	0.57
1:E:513:TRP:CZ3	1:E:517:VAL:HG11	2.40	0.57
1:F:75:THR:O	1:F:76:LEU:O	2.22	0.57
1:A:345:THR:CG2	1:A:491:ASP:HA	2.35	0.57
1:B:115:LYS:NZ	1:B:116:GLU:CG	2.64	0.57
1:B:345:THR:CG2	1:B:491:ASP:HA	2.35	0.57
1:B:427:ASP:O	1:B:429:GLY:N	2.37	0.57
1:B:431:LYS:O	1:B:432:TYR:HD2	1.87	0.57
1:C:694:VAL:HG23	1:C:695:LYS:N	2.19	0.57
1:D:115:LYS:NZ	1:D:116:GLU:CG	2.64	0.57
1:D:318:ILE:HG22	1:D:322:LEU:HD12	1.87	0.57
1:E:141:PHE:HD1	1:E:141:PHE:N	2.01	0.57
1:E:443:GLU:OE2	1:E:458:LYS:HA	2.04	0.57
1:E:501:LEU:HB2	1:E:623:ASP:O	2.03	0.57

*Continued on next page...*

*Continued from previous page...*

Atom-1	Atom-2	Interatomic distance (Å)	Clash overlap (Å)
1:F:248:TYR:HB2	1:F:257:LEU:CD2	2.34	0.57
2:H:48:LEU:HA	2:H:51:MET:CE	2.34	0.57
1:A:482:GLU:HA	1:A:482:GLU:OE2	2.03	0.57
1:B:671:ARG:HD2	2:I:14:GLU:HG2	1.86	0.57
1:C:777:TYR:O	1:C:778:LYS:C	2.43	0.57
1:E:535:LYS:HD2	1:E:536:TYR:CD2	2.39	0.57
1:F:214:PHE:CD1	1:F:218:LEU:HD23	2.40	0.57
1:F:257:LEU:O	1:F:265:PHE:HB2	2.04	0.57
2:L:111:ASN:C	2:L:113:GLY:H	2.08	0.57
1:A:141:PHE:HD1	1:A:141:PHE:N	2.02	0.57
1:A:427:ASP:O	1:A:429:GLY:N	2.38	0.57
1:B:75:THR:O	1:B:76:LEU:O	2.22	0.57
1:B:495:PHE:O	1:B:496:ALA:HB2	2.05	0.57
1:B:501:LEU:HB2	1:B:623:ASP:O	2.03	0.57
1:B:504:ILE:HD12	1:B:504:ILE:N	2.20	0.57
1:B:523:LEU:HD11	2:I:144:MET:HG3	1.85	0.57
1:B:647:ASP:OD1	2:I:90:ARG:NH2	2.37	0.57
1:C:318:ILE:HG22	1:C:322:LEU:HD12	1.87	0.57
1:C:513:TRP:CZ3	1:C:517:VAL:HG11	2.40	0.57
1:C:776:LEU:HD11	1:C:793:PHE:CE1	2.39	0.57
1:E:351:HIS:HD2	1:E:386:GLU:OE2	1.87	0.57
1:E:694:VAL:HG23	1:E:695:LYS:N	2.19	0.57
1:F:199:LEU:C	1:F:201:ASP:N	2.58	0.57
1:F:238:GLN:C	1:F:240:ALA:N	2.57	0.57
1:F:456:LYS:HD3	1:F:471:TRP:CD1	2.40	0.57
2:H:17:SER:O	2:H:20:ASP:N	2.38	0.57
2:L:100:ILE:HB	2:L:136:VAL:CG2	2.24	0.57
1:A:423:LYS:HG3	1:A:424:LYS:H	1.68	0.57
1:A:665:LYS:O	1:A:668:SER:HB3	2.04	0.57
1:B:764:LEU:C	1:B:766:HIS:N	2.58	0.57
1:C:345:THR:CG2	1:C:491:ASP:HA	2.35	0.57
1:C:609:GLU:O	1:C:613:ARG:N	2.34	0.57
1:D:75:THR:O	1:D:76:LEU:O	2.23	0.57
1:D:257:LEU:O	1:D:265:PHE:HB2	2.04	0.57
1:D:343:VAL:HG13	1:D:487:PRO:O	2.04	0.57
1:D:777:TYR:O	1:D:778:LYS:C	2.43	0.57
1:E:238:GLN:C	1:E:240:ALA:N	2.58	0.57
1:F:142:VAL:HG13	1:F:154:ILE:HD12	1.87	0.57
1:F:178:SER:OG	1:F:179:LEU:N	2.36	0.57
1:F:504:ILE:HD12	1:F:504:ILE:N	2.20	0.57
2:I:97:ASN:ND2	2:I:97:ASN:H	2.02	0.57

*Continued on next page...*

*Continued from previous page...*

Atom-1	Atom-2	Interatomic distance (Å)	Clash overlap (Å)
1:A:75:THR:O	1:A:76:LEU:O	2.22	0.57
1:A:776:LEU:HD11	1:A:793:PHE:CE1	2.39	0.57
1:B:130:SER:O	1:B:132:GLY:N	2.38	0.57
1:B:199:LEU:C	1:B:201:ASP:N	2.58	0.57
1:B:327:LEU:HD12	1:B:327:LEU:N	2.20	0.57
1:B:443:GLU:OE2	1:B:458:LYS:HA	2.05	0.57
1:B:456:LYS:HD3	1:B:471:TRP:CD1	2.40	0.57
1:B:525:LYS:O	1:B:529:VAL:HG23	2.04	0.57
1:C:131:ARG:H	1:C:170:TYR:HE2	1.53	0.57
1:C:443:GLU:OE2	1:C:458:LYS:HA	2.05	0.57
1:D:130:SER:O	1:D:132:GLY:N	2.38	0.57
1:D:686:ASP:O	1:D:689:ALA:HB3	2.03	0.57
1:E:525:LYS:O	1:E:529:VAL:HG23	2.04	0.57
1:F:131:ARG:N	1:F:170:TYR:HE2	2.02	0.57
1:F:403:LEU:HB2	1:F:474:ILE:HG22	1.86	0.57
1:F:513:TRP:CZ3	1:F:517:VAL:HG11	2.40	0.57
1:F:550:SER:CB	1:F:553:GLN:HG3	2.34	0.57
1:A:279:ILE:HD13	1:A:279:ILE:H	1.70	0.57
1:B:270:LYS:HA	1:B:273:LYS:HD2	1.87	0.57
1:B:318:ILE:HG22	1:B:322:LEU:HD12	1.86	0.57
1:C:329:ARG:HB3	1:C:330:PRO:CD	2.35	0.57
1:D:427:ASP:O	1:D:429:GLY:N	2.38	0.57
1:D:632:TYR:O	1:D:633:ASN:HB2	2.05	0.57
1:E:141:PHE:N	1:E:141:PHE:CD1	2.73	0.57
1:F:99:GLU:C	1:F:101:GLY:H	2.09	0.57
1:F:141:PHE:N	1:F:141:PHE:CD1	2.73	0.57
1:F:329:ARG:HB3	1:F:330:PRO:CD	2.34	0.57
1:F:357:TRP:HA	1:F:418:ILE:HG23	1.87	0.57
1:F:408:LEU:O	1:F:410:ILE:N	2.38	0.57
2:H:126:ARG:HH21	2:H:126:ARG:HG3	1.69	0.57
2:J:13:LYS:CE	2:J:65:PHE:HB3	2.35	0.57
2:L:31:GLU:O	2:L:35:VAL:HG23	2.05	0.57
2:M:111:ASN:C	2:M:113:GLY:H	2.08	0.57
1:A:131:ARG:H	1:A:170:TYR:HE2	1.52	0.56
1:A:131:ARG:N	1:A:170:TYR:HE2	2.03	0.56
1:A:327:LEU:HD12	1:A:327:LEU:N	2.20	0.56
1:A:609:GLU:OE2	1:A:609:GLU:N	2.37	0.56
1:A:718:ARG:HH12	1:A:767:GLN:HE21	1.52	0.56
1:B:156:ILE:HD12	1:B:156:ILE:N	2.20	0.56
1:B:561:ASN:ND2	1:B:573:ASP:HB3	2.20	0.56
1:C:156:ILE:N	1:C:156:ILE:HD12	2.20	0.56

*Continued on next page...*

*Continued from previous page...*

Atom-1	Atom-2	Interatomic distance (Å)	Clash overlap (Å)
1:C:302:LEU:HB2	1:C:602:PHE:CD1	2.40	0.56
1:D:175:LYS:O	1:D:178:SER:N	2.38	0.56
1:D:310:GLU:OE2	1:D:340:LYS:HD2	2.04	0.56
1:E:214:PHE:CD1	1:E:218:LEU:HD23	2.40	0.56
1:F:279:ILE:HD13	1:F:279:ILE:H	1.70	0.56
1:F:389:LYS:HG2	1:F:393:GLU:HG3	1.86	0.56
1:F:630:ARG:NH1	1:F:630:ARG:HG3	2.20	0.56
2:J:31:GLU:O	2:J:35:VAL:HG23	2.05	0.56
2:K:99:TYR:CD2	2:K:135:GLN:NE2	2.73	0.56
2:K:124:MET:O	2:K:125:ILE:C	2.42	0.56
1:B:175:LYS:O	1:B:178:SER:N	2.38	0.56
1:B:238:GLN:C	1:B:240:ALA:N	2.57	0.56
1:B:609:GLU:OE2	1:B:609:GLU:N	2.38	0.56
1:B:665:LYS:HD2	2:I:11:GLU:CD	2.25	0.56
1:B:777:TYR:O	1:B:778:LYS:C	2.44	0.56
1:C:75:THR:O	1:C:76:LEU:O	2.22	0.56
1:C:279:ILE:HD13	1:C:279:ILE:H	1.71	0.56
1:D:142:VAL:HG13	1:D:154:ILE:HD12	1.87	0.56
1:E:357:TRP:HA	1:E:418:ILE:HG23	1.87	0.56
1:F:319:ALA:O	1:F:323:ASN:N	2.38	0.56
1:F:345:THR:CG2	1:F:491:ASP:HA	2.35	0.56
1:F:443:GLU:OE2	1:F:458:LYS:HA	2.04	0.56
1:A:176:GLY:C	1:A:178:SER:H	2.09	0.56
1:A:389:LYS:HG2	1:A:393:GLU:HG3	1.87	0.56
1:A:456:LYS:HD3	1:A:471:TRP:CD1	2.41	0.56
1:A:694:VAL:HG23	1:A:695:LYS:N	2.19	0.56
1:B:513:TRP:CZ3	1:B:517:VAL:HG11	2.40	0.56
1:B:724:ARG:HG3	1:B:724:ARG:NH1	2.13	0.56
1:C:131:ARG:N	1:C:170:TYR:HE2	2.03	0.56
1:C:141:PHE:N	1:C:141:PHE:CD1	2.73	0.56
1:C:301:ALA:C	1:C:303:LYS:N	2.55	0.56
1:C:501:LEU:HB2	1:C:623:ASP:O	2.06	0.56
1:D:176:GLY:C	1:D:178:SER:H	2.08	0.56
1:D:230:ILE:HG13	1:D:237:PHE:CE2	2.39	0.56
1:D:305:SER:HB2	1:D:594:PHE:CD1	2.40	0.56
1:D:345:THR:CG2	1:D:491:ASP:HA	2.35	0.56
1:D:525:LYS:O	1:D:529:VAL:HG23	2.04	0.56
1:D:609:GLU:OE2	1:D:609:GLU:N	2.37	0.56
1:D:609:GLU:O	1:D:612:GLY:N	2.38	0.56
1:D:694:VAL:CG2	2:K:18:LEU:HD21	2.33	0.56
1:D:767:GLN:HG2	1:D:768:LYS:HG2	1.86	0.56

*Continued on next page...*



*Continued from previous page...*

Atom-1	Atom-2	Interatomic distance (Å)	Clash overlap (Å)
1:F:130:SER:O	1:F:132:GLY:N	2.38	0.56
1:F:535:LYS:HD2	1:F:536:TYR:CD2	2.39	0.56
2:H:111:ASN:C	2:H:113:GLY:H	2.08	0.56
2:I:124:MET:O	2:I:125:ILE:C	2.43	0.56
2:K:31:GLU:O	2:K:35:VAL:HG23	2.05	0.56
2:L:13:LYS:HE2	2:L:65:PHE:HB3	1.88	0.56
2:L:13:LYS:CE	2:L:65:PHE:HB3	2.35	0.56
1:A:559:ARG:CZ	1:A:559:ARG:HB3	2.36	0.56
1:B:254:ARG:HD2	1:B:254:ARG:N	2.18	0.56
1:D:279:ILE:HD13	1:D:279:ILE:H	1.70	0.56
1:E:75:THR:O	1:E:76:LEU:O	2.23	0.56
1:E:156:ILE:HD12	1:E:156:ILE:N	2.20	0.56
1:E:175:LYS:O	1:E:178:SER:N	2.38	0.56
1:E:248:TYR:HB2	1:E:257:LEU:CD2	2.34	0.56
1:F:176:GLY:C	1:F:178:SER:H	2.08	0.56
1:F:263:ASP:O	1:F:265:PHE:N	2.39	0.56
1:F:318:ILE:HG22	1:F:322:LEU:HD12	1.87	0.56
1:F:746:LYS:O	1:F:750:GLN:HG2	2.04	0.56
2:H:114:GLU:OE2	2:H:114:GLU:CA	2.53	0.56
2:H:124:MET:O	2:H:125:ILE:C	2.43	0.56
1:A:495:PHE:O	1:A:496:ALA:HB2	2.05	0.56
1:A:629:ASN:ND2	1:A:629:ASN:C	2.59	0.56
1:A:777:TYR:O	1:A:778:LYS:C	2.43	0.56
1:B:142:VAL:HG13	1:B:154:ILE:HD12	1.87	0.56
1:B:327:LEU:HG	1:B:595:ILE:CG1	2.25	0.56
1:B:559:ARG:HB3	1:B:559:ARG:CZ	2.35	0.56
1:B:629:ASN:ND2	1:B:629:ASN:C	2.58	0.56
1:C:324:THR:HB	1:C:499:PRO:CA	2.35	0.56
1:C:609:GLU:OE2	1:C:609:GLU:N	2.37	0.56
1:C:619:ILE:HG22	1:C:620:THR:N	2.21	0.56
1:D:64:ASN:HD22	1:D:64:ASN:N	2.03	0.56
1:D:671:ARG:HD2	2:K:14:GLU:HG2	1.88	0.56
1:E:279:ILE:HD13	1:E:279:ILE:H	1.69	0.56
1:E:293:ILE:HD11	1:E:617:LYS:CD	2.36	0.56
1:E:540:ARG:HD3	1:E:627:TYR:CZ	2.40	0.56
1:F:561:ASN:ND2	1:F:573:ASP:HB3	2.20	0.56
2:I:48:LEU:HA	2:I:51:MET:CE	2.34	0.56
1:A:99:GLU:C	1:A:101:GLY:H	2.08	0.56
1:A:141:PHE:N	1:A:141:PHE:CD1	2.73	0.56
1:A:156:ILE:N	1:A:156:ILE:HD12	2.21	0.56
1:A:343:VAL:HG13	1:A:487:PRO:O	2.04	0.56

*Continued on next page...*



*Continued from previous page...*

Atom-1	Atom-2	Interatomic distance (Å)	Clash overlap (Å)
1:B:311:HIS:O	1:B:314:ALA:HB3	2.06	0.56
1:B:639:ASN:N	1:B:639:ASN:ND2	2.32	0.56
1:C:78:LYS:HG3	1:C:79:ILE:N	2.21	0.56
1:C:263:ASP:O	1:C:265:PHE:N	2.39	0.56
1:C:718:ARG:NH1	1:C:767:GLN:HE21	2.03	0.56
1:D:431:LYS:O	1:D:432:TYR:HD2	1.87	0.56
1:E:189:ASP:C	1:E:191:GLU:N	2.51	0.56
1:E:305:SER:HB2	1:E:594:PHE:CD1	2.41	0.56
1:E:434:LEU:HD13	1:E:444:PHE:O	2.05	0.56
1:E:456:LYS:HD3	1:E:471:TRP:CD1	2.41	0.56
1:E:694:VAL:HG23	2:L:18:LEU:HD11	1.88	0.56
1:F:427:ASP:O	1:F:429:GLY:N	2.38	0.56
2:I:13:LYS:HE2	2:I:65:PHE:HB3	1.88	0.56
2:I:17:SER:O	2:I:20:ASP:N	2.38	0.56
2:M:31:GLU:O	2:M:35:VAL:HG23	2.06	0.56
1:C:692:GLU:HA	1:C:692:GLU:OE2	2.04	0.56
1:E:327:LEU:HD12	1:E:327:LEU:N	2.21	0.56
1:E:776:LEU:HD11	1:E:793:PHE:CE1	2.39	0.56
1:F:197:LYS:HB3	1:F:197:LYS:HZ2	1.71	0.56
1:F:327:LEU:HD12	1:F:327:LEU:N	2.21	0.56
2:J:124:MET:O	2:J:125:ILE:C	2.43	0.56
2:M:13:LYS:HE2	2:M:65:PHE:HB3	1.88	0.56
1:A:71:PHE:CG	1:A:73:ASN:HB2	2.41	0.56
1:A:630:ARG:CZ	2:H:83:GLU:HG2	2.35	0.56
1:B:122:GLU:HB2	1:B:147:ARG:HG3	1.88	0.56
1:B:718:ARG:NH1	1:B:767:GLN:NE2	2.53	0.56
1:C:105:TYR:N	1:C:152:LEU:O	2.27	0.56
1:C:148:GLU:HG3	1:C:149:THR:H	1.68	0.56
1:C:175:LYS:O	1:C:178:SER:N	2.38	0.56
1:C:351:HIS:HD2	1:C:386:GLU:OE2	1.87	0.56
1:D:238:GLN:C	1:D:240:ALA:N	2.57	0.56
1:D:501:LEU:HD11	2:K:108:VAL:HG13	1.88	0.56
1:D:513:TRP:CZ3	1:D:517:VAL:HG11	2.40	0.56
1:E:99:GLU:C	1:E:101:GLY:H	2.08	0.56
1:E:609:GLU:O	1:E:612:GLY:N	2.39	0.56
1:E:630:ARG:HG3	1:E:630:ARG:NH1	2.20	0.56
1:E:671:ARG:HD2	2:L:14:GLU:HG2	1.87	0.56
1:F:115:LYS:NZ	1:F:116:GLU:CG	2.65	0.56
1:F:540:ARG:HD3	1:F:627:TYR:CZ	2.41	0.56
1:F:692:GLU:HA	1:F:692:GLU:OE2	2.05	0.56
2:J:111:ASN:C	2:J:113:GLY:H	2.08	0.56

*Continued on next page...*

*Continued from previous page...*

Atom-1	Atom-2	Interatomic distance (Å)	Clash overlap (Å)
2:M:48:LEU:HA	2:M:51:MET:CE	2.34	0.56
1:A:254:ARG:HD2	1:A:254:ARG:N	2.19	0.56
1:A:513:TRP:CZ3	1:A:517:VAL:HG11	2.41	0.56
1:B:305:SER:HB2	1:B:594:PHE:CD1	2.41	0.56
1:B:318:ILE:H	1:B:318:ILE:CD1	2.11	0.56
1:B:609:GLU:O	1:B:612:GLY:N	2.39	0.56
1:C:285:LYS:HG3	1:C:286:GLU:N	2.21	0.56
1:C:356:ASP:OD2	1:C:356:ASP:N	2.39	0.56
1:C:431:LYS:O	1:C:432:TYR:HD2	1.87	0.56
1:C:540:ARG:HD3	1:C:627:TYR:CZ	2.41	0.56
1:C:630:ARG:CZ	2:J:83:GLU:HG2	2.35	0.56
1:D:375:GLY:O	1:D:377:GLN:N	2.39	0.56
1:E:186:LYS:O	1:E:188:LEU:O	2.23	0.56
1:E:719:LYS:O	1:E:722:ILE:N	2.39	0.56
1:F:275:GLY:HA2	1:F:278:LYS:HE2	1.88	0.56
1:F:722:ILE:HG21	1:F:764:LEU:HD21	1.88	0.56
2:J:65:PHE:CD1	2:J:65:PHE:N	2.70	0.56
2:K:111:ASN:C	2:K:113:GLY:H	2.08	0.56
1:A:175:LYS:O	1:A:178:SER:N	2.38	0.56
1:A:692:GLU:OE2	1:A:692:GLU:HA	2.06	0.56
1:B:186:LYS:O	1:B:188:LEU:O	2.23	0.56
1:B:279:ILE:HD13	1:B:279:ILE:H	1.71	0.56
1:B:357:TRP:HA	1:B:418:ILE:HG23	1.87	0.56
1:B:722:ILE:HG21	1:B:764:LEU:HD21	1.87	0.56
1:C:275:GLY:HA2	1:C:278:LYS:HE2	1.88	0.56
1:C:357:TRP:HA	1:C:418:ILE:HG23	1.87	0.56
1:D:351:HIS:HD2	1:D:386:GLU:OE2	1.88	0.56
1:D:635:ILE:H	1:D:635:ILE:HD12	1.70	0.56
1:E:319:ALA:O	1:E:323:ASN:N	2.39	0.56
1:E:345:THR:CG2	1:E:491:ASP:HA	2.36	0.56
1:E:427:ASP:O	1:E:429:GLY:N	2.38	0.56
1:E:561:ASN:ND2	1:E:573:ASP:HB3	2.21	0.56
1:E:692:GLU:HA	1:E:692:GLU:OE2	2.05	0.56
1:F:115:LYS:HZ1	1:F:116:GLU:HG2	1.70	0.56
1:F:285:LYS:HG3	1:F:286:GLU:N	2.21	0.56
1:F:559:ARG:HB3	1:F:559:ARG:CZ	2.35	0.56
1:F:694:VAL:HG23	1:F:695:LYS:N	2.20	0.56
2:J:13:LYS:HE2	2:J:65:PHE:HB3	1.87	0.56
2:J:48:LEU:HA	2:J:51:MET:CE	2.34	0.56
1:A:609:GLU:O	1:A:612:GLY:N	2.39	0.55
1:A:719:LYS:O	1:A:722:ILE:N	2.40	0.55

*Continued on next page...*

*Continued from previous page...*

Atom-1	Atom-2	Interatomic distance (Å)	Clash overlap (Å)
1:B:776:LEU:HD11	1:B:793:PHE:CE1	2.39	0.55
1:C:456:LYS:HD3	1:C:471:TRP:CD1	2.41	0.55
1:D:156:ILE:HD12	1:D:156:ILE:N	2.21	0.55
1:D:285:LYS:HG3	1:D:286:GLU:N	2.22	0.55
1:D:324:THR:HB	1:D:499:PRO:CA	2.36	0.55
1:D:356:ASP:OD2	1:D:356:ASP:N	2.39	0.55
1:E:105:TYR:N	1:E:152:LEU:O	2.28	0.55
1:E:550:SER:CB	1:E:553:GLN:HG3	2.35	0.55
1:E:777:TYR:O	1:E:778:LYS:C	2.44	0.55
1:F:156:ILE:N	1:F:156:ILE:HD12	2.21	0.55
2:I:13:LYS:CE	2:I:65:PHE:HB3	2.36	0.55
2:I:31:GLU:O	2:I:35:VAL:HG23	2.06	0.55
1:A:311:HIS:O	1:A:314:ALA:HB3	2.06	0.55
1:B:375:GLY:O	1:B:377:GLN:N	2.39	0.55
1:C:719:LYS:O	1:C:722:ILE:N	2.38	0.55
1:D:389:LYS:HG2	1:D:393:GLU:HG3	1.87	0.55
1:E:176:GLY:C	1:E:178:SER:H	2.08	0.55
1:E:375:GLY:O	1:E:377:GLN:N	2.39	0.55
1:F:134:LYS:O	1:F:135:VAL:HG12	2.07	0.55
1:F:175:LYS:O	1:F:178:SER:N	2.38	0.55
1:F:671:ARG:HH12	1:F:677:GLY:HA3	1.71	0.55
1:F:777:TYR:O	1:F:778:LYS:C	2.44	0.55
2:K:13:LYS:CE	2:K:65:PHE:HB3	2.36	0.55
2:M:13:LYS:CE	2:M:65:PHE:HB3	2.37	0.55
1:A:305:SER:HB2	1:A:594:PHE:CD1	2.41	0.55
1:C:99:GLU:C	1:C:101:GLY:H	2.08	0.55
1:C:176:GLY:C	1:C:178:SER:H	2.09	0.55
1:C:216:GLU:HG3	1:C:217:LYS:HG2	1.89	0.55
1:C:427:ASP:O	1:C:429:GLY:N	2.38	0.55
1:C:501:LEU:HD11	2:J:108:VAL:HG13	1.88	0.55
1:D:99:GLU:C	1:D:101:GLY:H	2.08	0.55
1:D:559:ARG:CZ	1:D:559:ARG:HB3	2.36	0.55
1:E:619:ILE:HG22	1:E:620:THR:N	2.21	0.55
1:E:678:VAL:HG22	1:E:745:TYR:CD2	2.41	0.55
1:F:495:PHE:O	1:F:496:ALA:HB2	2.06	0.55
2:H:13:LYS:CE	2:H:65:PHE:HB3	2.36	0.55
2:H:13:LYS:HE2	2:H:65:PHE:HB3	1.88	0.55
2:H:99:TYR:CD2	2:H:135:GLN:NE2	2.75	0.55
2:I:111:ASN:C	2:I:113:GLY:H	2.09	0.55
1:A:501:LEU:HB2	1:A:623:ASP:O	2.05	0.55
1:A:501:LEU:HD11	2:H:108:VAL:HG13	1.88	0.55

*Continued on next page...*

*Continued from previous page...*

Atom-1	Atom-2	Interatomic distance (Å)	Clash overlap (Å)
1:A:671:ARG:HH12	1:A:677:GLY:HA3	1.72	0.55
1:B:105:TYR:CB	1:B:153:ILE:HG12	2.25	0.55
1:C:134:LYS:O	1:C:135:VAL:HG12	2.07	0.55
1:C:199:LEU:C	1:C:201:ASP:N	2.59	0.55
1:C:311:HIS:O	1:C:314:ALA:HB3	2.07	0.55
1:D:263:ASP:O	1:D:265:PHE:N	2.39	0.55
1:D:357:TRP:HA	1:D:418:ILE:HG23	1.87	0.55
1:D:495:PHE:O	1:D:496:ALA:HB2	2.07	0.55
1:E:296:LEU:HD22	1:E:606:LYS:HE2	1.89	0.55
1:E:722:ILE:HG21	1:E:764:LEU:HD21	1.88	0.55
1:F:375:GLY:O	1:F:377:GLN:N	2.40	0.55
1:F:694:VAL:HG23	2:M:18:LEU:HD11	1.89	0.55
2:M:97:ASN:H	2:M:97:ASN:ND2	2.05	0.55
1:A:148:GLU:HG3	1:A:149:THR:H	1.69	0.55
1:A:375:GLY:O	1:A:377:GLN:N	2.40	0.55
1:B:296:LEU:HD22	1:B:606:LYS:HE2	1.88	0.55
1:B:540:ARG:HD3	1:B:627:TYR:CZ	2.41	0.55
1:C:747:ASN:O	1:C:750:GLN:HB2	2.07	0.55
1:D:293:ILE:HD11	1:D:617:LYS:CD	2.37	0.55
1:D:619:ILE:HG22	1:D:620:THR:N	2.20	0.55
1:E:311:HIS:O	1:E:314:ALA:HB3	2.06	0.55
1:F:293:ILE:HD11	1:F:617:LYS:CD	2.37	0.55
1:F:305:SER:HB2	1:F:594:PHE:CD1	2.41	0.55
1:F:481:VAL:O	1:F:484:VAL:HG23	2.06	0.55
2:J:17:SER:O	2:J:20:ASP:N	2.37	0.55
1:A:619:ILE:HG22	1:A:620:THR:N	2.19	0.55
1:B:550:SER:CB	1:B:553:GLN:HG3	2.34	0.55
1:B:719:LYS:O	1:B:722:ILE:N	2.40	0.55
1:C:180:ASP:CG	1:C:181:ILE:N	2.54	0.55
1:C:305:SER:HB2	1:C:594:PHE:CD1	2.41	0.55
1:C:629:ASN:ND2	1:C:629:ASN:C	2.58	0.55
1:C:694:VAL:HG23	2:J:18:LEU:HD11	1.88	0.55
1:D:747:ASN:O	1:D:750:GLN:HB2	2.07	0.55
1:E:115:LYS:NZ	1:E:116:GLU:CG	2.64	0.55
1:E:609:GLU:O	1:E:613:ARG:N	2.35	0.55
1:F:71:PHE:CG	1:F:73:ASN:HB2	2.42	0.55
1:F:296:LEU:HD22	1:F:606:LYS:HE2	1.89	0.55
1:F:456:LYS:CB	1:F:471:TRP:H	2.15	0.55
1:F:630:ARG:CZ	2:M:83:GLU:HG2	2.36	0.55
2:H:65:PHE:HD1	2:H:65:PHE:H	1.50	0.55
2:M:28:THR:HB	2:M:30:LYS:NZ	2.22	0.55

*Continued on next page...*

*Continued from previous page...*

Atom-1	Atom-2	Interatomic distance (Å)	Clash overlap (Å)
1:A:173:ILE:HG23	1:A:174:GLY:H	1.72	0.55
1:A:357:TRP:HA	1:A:418:ILE:HG23	1.87	0.55
1:A:540:ARG:HD3	1:A:627:TYR:CZ	2.41	0.55
1:A:561:ASN:ND2	1:A:573:ASP:HB3	2.22	0.55
1:A:747:ASN:O	1:A:750:GLN:HB2	2.07	0.55
1:B:134:LYS:O	1:B:135:VAL:HG12	2.07	0.55
1:C:155:ASN:C	1:C:156:ILE:HD12	2.27	0.55
1:D:561:ASN:ND2	1:D:573:ASP:HB3	2.22	0.55
1:E:263:ASP:O	1:E:265:PHE:N	2.40	0.55
1:E:372:LYS:O	1:E:374:HIS:N	2.40	0.55
1:E:481:VAL:O	1:E:484:VAL:HG23	2.06	0.55
1:E:495:PHE:O	1:E:496:ALA:HB2	2.07	0.55
1:F:311:HIS:O	1:F:314:ALA:N	2.40	0.55
1:F:629:ASN:ND2	1:F:629:ASN:C	2.58	0.55
2:I:21:LYS:C	2:I:23:GLY:H	2.10	0.55
2:K:48:LEU:HA	2:K:51:MET:CE	2.34	0.55
2:M:99:TYR:CD2	2:M:135:GLN:NE2	2.74	0.55
1:A:238:GLN:C	1:A:240:ALA:N	2.57	0.55
1:B:692:GLU:HA	1:B:692:GLU:OE2	2.06	0.55
1:C:122:GLU:HB2	1:C:147:ARG:HG3	1.88	0.55
1:D:78:LYS:HG3	1:D:79:ILE:N	2.22	0.55
1:D:719:LYS:O	1:D:722:ILE:N	2.39	0.55
1:F:324:THR:HB	1:F:499:PRO:CA	2.35	0.55
1:F:619:ILE:HG22	1:F:620:THR:N	2.22	0.55
1:F:724:ARG:HG3	1:F:724:ARG:NH1	2.13	0.55
2:K:28:THR:HB	2:K:30:LYS:NZ	2.21	0.55
2:K:65:PHE:HD1	2:K:65:PHE:H	1.50	0.55
2:L:21:LYS:C	2:L:23:GLY:H	2.10	0.55
1:A:318:ILE:HG22	1:A:322:LEU:HD12	1.88	0.55
1:A:356:ASP:OD2	1:A:356:ASP:N	2.40	0.55
1:B:71:PHE:CG	1:B:73:ASN:HB2	2.42	0.55
1:B:285:LYS:HG3	1:B:286:GLU:N	2.22	0.55
1:B:319:ALA:O	1:B:323:ASN:N	2.37	0.55
1:C:71:PHE:CG	1:C:73:ASN:HB2	2.42	0.55
1:C:405:LEU:HD12	1:C:405:LEU:N	2.22	0.55
1:C:561:ASN:ND2	1:C:573:ASP:HB3	2.22	0.55
1:D:311:HIS:O	1:D:314:ALA:HB3	2.06	0.55
1:D:329:ARG:HB3	1:D:330:PRO:CD	2.36	0.55
1:D:456:LYS:HD3	1:D:471:TRP:CD1	2.42	0.55
1:E:148:GLU:HG3	1:E:149:THR:H	1.72	0.55
1:E:155:ASN:C	1:E:156:ILE:HD12	2.27	0.55

*Continued on next page...*

*Continued from previous page...*

Atom-1	Atom-2	Interatomic distance (Å)	Clash overlap (Å)
1:F:78:LYS:HG3	1:F:79:ILE:N	2.21	0.55
1:F:115:LYS:HB2	1:F:118:GLN:HG2	1.88	0.55
2:K:114:GLU:OE2	2:K:114:GLU:CA	2.54	0.55
1:B:155:ASN:C	1:B:156:ILE:HD12	2.27	0.55
1:C:494:LEU:HD13	1:C:497:LEU:HD21	1.88	0.55
1:D:115:LYS:C	1:D:117:LEU:H	2.11	0.55
1:D:216:GLU:HG3	1:D:217:LYS:HG2	1.89	0.55
1:E:302:LEU:HB2	1:E:602:PHE:CD1	2.39	0.55
1:E:636:ALA:O	1:E:640:LYS:N	2.40	0.55
1:E:767:GLN:HG2	1:E:768:LYS:N	2.22	0.55
1:F:311:HIS:O	1:F:314:ALA:HB3	2.07	0.55
1:F:688:PHE:C	1:F:688:PHE:CD2	2.81	0.55
1:F:719:LYS:O	1:F:722:ILE:N	2.40	0.55
2:H:21:LYS:C	2:H:23:GLY:H	2.11	0.55
2:H:31:GLU:O	2:H:35:VAL:HG23	2.07	0.55
2:J:21:LYS:C	2:J:23:GLY:H	2.11	0.55
2:L:17:SER:O	2:L:20:ASP:N	2.38	0.55
1:A:105:TYR:N	1:A:152:LEU:O	2.28	0.54
1:A:134:LYS:O	1:A:135:VAL:HG12	2.07	0.54
1:A:238:GLN:C	1:A:240:ALA:H	2.10	0.54
1:A:263:ASP:O	1:A:265:PHE:N	2.40	0.54
1:A:285:LYS:HG3	1:A:286:GLU:N	2.22	0.54
1:A:630:ARG:HG3	1:A:630:ARG:NH1	2.22	0.54
1:B:115:LYS:HB2	1:B:118:GLN:HG2	1.88	0.54
1:B:216:GLU:HG3	1:B:217:LYS:HG2	1.89	0.54
1:B:597:ASN:CG	1:B:599:GLU:H	2.10	0.54
1:B:636:ALA:O	1:B:640:LYS:N	2.40	0.54
1:C:115:LYS:HB2	1:C:118:GLN:HG2	1.88	0.54
1:C:190:PRO:O	1:C:195:LEU:HD13	2.08	0.54
1:C:434:LEU:C	1:C:434:LEU:HD12	2.27	0.54
1:C:630:ARG:NH1	1:C:630:ARG:HG3	2.22	0.54
1:C:671:ARG:HH12	1:C:677:GLY:HA3	1.72	0.54
1:D:630:ARG:HG3	1:D:630:ARG:NH1	2.21	0.54
1:D:713:SER:O	1:D:716:LYS:N	2.39	0.54
1:E:529:VAL:O	1:E:532:LEU:HB2	2.08	0.54
1:F:356:ASP:OD2	1:F:356:ASP:N	2.39	0.54
1:F:747:ASN:O	1:F:750:GLN:HB2	2.07	0.54
2:K:97:ASN:ND2	2:K:97:ASN:H	2.04	0.54
2:M:114:GLU:OE2	2:M:114:GLU:CA	2.55	0.54
1:A:115:LYS:C	1:A:117:LEU:H	2.11	0.54
1:A:311:HIS:O	1:A:314:ALA:N	2.40	0.54

*Continued on next page...*

*Continued from previous page...*

Atom-1	Atom-2	Interatomic distance (Å)	Clash overlap (Å)
1:A:694:VAL:HG23	2:H:18:LEU:HD11	1.88	0.54
1:B:481:VAL:O	1:B:484:VAL:HG23	2.07	0.54
1:C:248:TYR:HB2	1:C:257:LEU:HD23	1.90	0.54
1:C:375:GLY:O	1:C:377:GLN:N	2.40	0.54
1:D:327:LEU:HD12	1:D:327:LEU:N	2.21	0.54
1:E:285:LYS:HG3	1:E:286:GLU:N	2.22	0.54
1:E:629:ASN:ND2	1:E:629:ASN:C	2.59	0.54
1:F:248:TYR:HB2	1:F:257:LEU:HD23	1.90	0.54
2:J:114:GLU:OE2	2:J:114:GLU:CA	2.54	0.54
2:K:5:THR:HG23	2:K:8:GLN:H	1.72	0.54
2:L:48:LEU:HA	2:L:51:MET:CE	2.34	0.54
1:A:293:ILE:HD11	1:A:617:LYS:CD	2.38	0.54
1:A:629:ASN:HB3	1:A:632:TYR:CE1	2.42	0.54
1:B:356:ASP:N	1:B:356:ASP:OD2	2.39	0.54
1:C:279:ILE:H	1:C:279:ILE:CD1	2.21	0.54
1:C:293:ILE:HD11	1:C:617:LYS:CD	2.38	0.54
1:C:501:LEU:CD1	2:J:108:VAL:HG13	2.37	0.54
1:C:559:ARG:HB3	1:C:559:ARG:CZ	2.37	0.54
1:C:609:GLU:O	1:C:612:GLY:N	2.41	0.54
1:D:296:LEU:HD22	1:D:606:LYS:HE2	1.88	0.54
1:E:134:LYS:O	1:E:135:VAL:HG12	2.08	0.54
1:E:356:ASP:OD2	1:E:356:ASP:N	2.39	0.54
1:E:405:LEU:N	1:E:405:LEU:HD12	2.23	0.54
1:E:559:ARG:HB3	1:E:559:ARG:CZ	2.36	0.54
2:I:65:PHE:HD1	2:I:65:PHE:H	1.50	0.54
2:J:97:ASN:ND2	2:J:97:ASN:H	2.05	0.54
2:K:21:LYS:C	2:K:23:GLY:H	2.11	0.54
2:K:36:MET:HE1	2:K:43:PRO:HG3	1.87	0.54
2:L:28:THR:HB	2:L:30:LYS:NZ	2.22	0.54
2:L:97:ASN:ND2	2:L:97:ASN:H	2.03	0.54
1:A:667:LEU:HD13	1:A:678:VAL:HG21	1.89	0.54
1:A:715:GLU:HA	1:A:718:ARG:HH12	1.64	0.54
1:B:405:LEU:N	1:B:405:LEU:HD12	2.23	0.54
1:B:629:ASN:HB3	1:B:632:TYR:CE1	2.43	0.54
1:C:724:ARG:HG3	1:C:724:ARG:NH1	2.13	0.54
1:D:134:LYS:O	1:D:135:VAL:HG12	2.07	0.54
1:D:295:VAL:HG23	1:D:297:LYS:HG3	1.89	0.54
1:F:216:GLU:HG3	1:F:217:LYS:HG2	1.89	0.54
1:F:302:LEU:HB2	1:F:602:PHE:CD1	2.41	0.54
1:F:501:LEU:HD11	2:M:108:VAL:HG13	1.89	0.54
1:F:529:VAL:O	1:F:532:LEU:HB2	2.08	0.54

*Continued on next page...*



*Continued from previous page...*

Atom-1	Atom-2	Interatomic distance (Å)	Clash overlap (Å)
1:F:561:ASN:CG	1:F:573:ASP:HB3	2.28	0.54
2:M:21:LYS:C	2:M:23:GLY:H	2.11	0.54
1:A:115:LYS:HB2	1:A:118:GLN:HG2	1.88	0.54
1:A:188:LEU:CD2	1:A:188:LEU:N	2.52	0.54
1:A:216:GLU:HG3	1:A:217:LYS:HG2	1.88	0.54
1:A:372:LYS:O	1:A:374:HIS:N	2.39	0.54
1:B:238:GLN:C	1:B:240:ALA:H	2.11	0.54
1:B:293:ILE:HD11	1:B:617:LYS:CD	2.37	0.54
1:B:355:SER:HB2	1:B:371:SER:HA	1.90	0.54
1:C:372:LYS:O	1:C:374:HIS:N	2.39	0.54
1:C:535:LYS:HD2	1:C:536:TYR:CE2	2.42	0.54
1:D:372:LYS:O	1:D:374:HIS:N	2.39	0.54
1:D:535:LYS:HD2	1:D:536:TYR:CE2	2.42	0.54
1:D:597:ASN:CG	1:D:599:GLU:H	2.11	0.54
1:D:629:ASN:ND2	1:D:629:ASN:C	2.60	0.54
1:E:71:PHE:CG	1:E:73:ASN:HB2	2.42	0.54
1:E:78:LYS:HG3	1:E:79:ILE:N	2.22	0.54
1:E:501:LEU:HD11	2:L:108:VAL:HG13	1.90	0.54
1:E:667:LEU:HD13	1:E:678:VAL:HG21	1.89	0.54
1:F:155:ASN:C	1:F:156:ILE:HD12	2.28	0.54
2:J:28:THR:HB	2:J:30:LYS:NZ	2.23	0.54
2:J:65:PHE:HD1	2:J:65:PHE:H	1.50	0.54
2:K:24:ASP:OD1	2:K:25:GLY:N	2.35	0.54
2:M:65:PHE:HD1	2:M:65:PHE:H	1.50	0.54
1:A:105:TYR:CB	1:A:153:ILE:HG12	2.26	0.54
1:A:319:ALA:O	1:A:323:ASN:N	2.39	0.54
1:A:327:LEU:HG	1:A:595:ILE:CG1	2.27	0.54
1:A:636:ALA:O	1:A:640:LYS:N	2.40	0.54
1:B:327:LEU:CG	1:B:595:ILE:HG12	2.25	0.54
1:C:550:SER:CB	1:C:553:GLN:HG3	2.37	0.54
1:D:501:LEU:CD1	2:K:108:VAL:HG13	2.37	0.54
1:F:609:GLU:O	1:F:612:GLY:N	2.39	0.54
2:K:13:LYS:HE2	2:K:65:PHE:HB3	1.89	0.54
1:A:481:VAL:O	1:A:484:VAL:HG23	2.08	0.54
1:B:427:ASP:C	1:B:429:GLY:H	2.11	0.54
1:C:115:LYS:NZ	1:C:116:GLU:CG	2.65	0.54
1:D:540:ARG:HD3	1:D:627:TYR:CZ	2.42	0.54
1:E:115:LYS:HB2	1:E:118:GLN:HG2	1.89	0.54
1:E:513:TRP:CH2	2:L:113:GLY:O	2.61	0.54
1:F:295:VAL:HG23	1:F:297:LYS:HG3	1.89	0.54
2:I:114:GLU:OE2	2:I:114:GLU:CA	2.54	0.54

*Continued on next page...*



*Continued from previous page...*

Atom-1	Atom-2	Interatomic distance (Å)	Clash overlap (Å)
2:K:117:THR:C	2:K:119:GLU:H	2.11	0.54
2:M:5:THR:HG23	2:M:8:GLN:H	1.73	0.54
2:M:17:SER:O	2:M:20:ASP:N	2.37	0.54
2:M:87:GLU:C	2:M:89:PHE:H	2.10	0.54
1:A:155:ASN:C	1:A:156:ILE:HD12	2.28	0.54
1:A:597:ASN:CG	1:A:599:GLU:H	2.11	0.54
1:A:764:LEU:O	1:A:766:HIS:N	2.40	0.54
1:B:115:LYS:C	1:B:117:LEU:H	2.11	0.54
1:B:263:ASP:O	1:B:265:PHE:N	2.40	0.54
1:C:456:LYS:CB	1:C:471:TRP:H	2.17	0.54
1:C:495:PHE:O	1:C:496:ALA:HB2	2.08	0.54
1:C:688:PHE:C	1:C:688:PHE:CD2	2.81	0.54
1:D:71:PHE:CG	1:D:73:ASN:HB2	2.43	0.54
1:D:141:PHE:N	1:D:141:PHE:CD1	2.73	0.54
1:D:173:ILE:HG23	1:D:174:GLY:H	1.72	0.54
1:D:311:HIS:O	1:D:314:ALA:N	2.40	0.54
1:D:319:ALA:O	1:D:323:ASN:N	2.38	0.54
1:D:427:ASP:C	1:D:429:GLY:H	2.11	0.54
1:D:700:TYR:CD1	1:D:727:GLN:HB3	2.43	0.54
1:E:355:SER:HB2	1:E:371:SER:HA	1.90	0.54
1:F:629:ASN:HB3	1:F:632:TYR:CE1	2.42	0.54
2:H:5:THR:HG23	2:H:8:GLN:H	1.72	0.54
2:M:124:MET:O	2:M:125:ILE:C	2.44	0.54
1:A:529:VAL:O	1:A:532:LEU:HB2	2.08	0.54
1:A:722:ILE:HG21	1:A:764:LEU:HD21	1.89	0.54
1:B:190:PRO:O	1:B:195:LEU:HD13	2.08	0.54
1:B:515:LYS:NZ	1:B:515:LYS:HB3	2.23	0.54
1:C:105:TYR:CB	1:C:153:ILE:HG12	2.24	0.54
1:C:296:LEU:HD22	1:C:606:LYS:HE2	1.90	0.54
1:C:597:ASN:CG	1:C:599:GLU:H	2.11	0.54
1:C:722:ILE:HD13	1:C:764:LEU:CD2	2.38	0.54
1:D:115:LYS:HB2	1:D:118:GLN:HG2	1.89	0.54
1:D:529:VAL:O	1:D:532:LEU:HB2	2.08	0.54
1:D:629:ASN:HB3	1:D:632:TYR:CE1	2.43	0.54
1:D:671:ARG:HH12	1:D:677:GLY:HA3	1.72	0.54
1:D:692:GLU:OE2	1:D:692:GLU:HA	2.07	0.54
1:F:767:GLN:CG	1:F:768:LYS:N	2.65	0.54
2:L:64:ASP:OD1	2:L:66:PRO:HD2	2.08	0.54
1:A:296:LEU:HD22	1:A:606:LYS:HE2	1.88	0.54
1:A:456:LYS:CB	1:A:471:TRP:H	2.16	0.54
1:A:535:LYS:HD2	1:A:536:TYR:CE2	2.43	0.54

*Continued on next page...*

*Continued from previous page...*

Atom-1	Atom-2	Interatomic distance (Å)	Clash overlap (Å)
1:B:311:HIS:O	1:B:314:ALA:N	2.41	0.54
1:B:619:ILE:HG22	1:B:620:THR:N	2.22	0.54
1:B:630:ARG:HG3	1:B:630:ARG:NH1	2.22	0.54
1:C:197:LYS:HB3	1:C:197:LYS:HZ2	1.72	0.54
1:C:311:HIS:O	1:C:314:ALA:N	2.40	0.54
1:C:481:VAL:O	1:C:484:VAL:HG23	2.06	0.54
1:D:89:ILE:HG21	1:D:175:LYS:HE2	1.90	0.54
1:D:248:TYR:HB2	1:D:257:LEU:HD23	1.90	0.54
1:D:504:ILE:O	1:D:507:GLN:HB3	2.08	0.54
1:E:311:HIS:O	1:E:314:ALA:N	2.40	0.54
1:E:456:LYS:CB	1:E:471:TRP:H	2.16	0.54
1:F:381:GLU:C	1:F:383:GLY:H	2.12	0.54
1:F:630:ARG:HG3	1:F:630:ARG:HH11	1.73	0.54
2:H:28:THR:HB	2:H:30:LYS:NZ	2.22	0.54
2:J:87:GLU:C	2:J:89:PHE:H	2.11	0.54
1:A:501:LEU:CD1	2:H:108:VAL:HG13	2.38	0.53
1:B:78:LYS:HG3	1:B:79:ILE:N	2.22	0.53
1:B:248:TYR:HB2	1:B:257:LEU:HD23	1.90	0.53
1:B:456:LYS:CB	1:B:471:TRP:H	2.16	0.53
1:B:529:VAL:O	1:B:532:LEU:HB2	2.08	0.53
1:C:89:ILE:HG21	1:C:175:LYS:HE2	1.90	0.53
1:C:115:LYS:C	1:C:117:LEU:H	2.11	0.53
1:C:186:LYS:O	1:C:188:LEU:O	2.25	0.53
1:C:427:ASP:C	1:C:429:GLY:H	2.12	0.53
1:C:629:ASN:ND2	1:C:631:SER:H	2.06	0.53
1:C:629:ASN:HB3	1:C:632:TYR:CE1	2.42	0.53
1:E:630:ARG:CZ	2:L:83:GLU:HG2	2.38	0.53
1:E:671:ARG:HH12	1:E:677:GLY:HA3	1.73	0.53
1:E:700:TYR:CD1	1:E:727:GLN:HB3	2.43	0.53
1:F:372:LYS:O	1:F:374:HIS:N	2.40	0.53
1:F:515:LYS:NZ	1:F:515:LYS:HB3	2.23	0.53
1:F:700:TYR:CD1	1:F:727:GLN:HB3	2.43	0.53
2:L:65:PHE:HD1	2:L:65:PHE:H	1.50	0.53
1:A:199:LEU:C	1:A:201:ASP:N	2.59	0.53
1:A:405:LEU:HD12	1:A:405:LEU:N	2.23	0.53
1:A:427:ASP:C	1:A:429:GLY:H	2.12	0.53
1:A:722:ILE:HD13	1:A:764:LEU:CD2	2.37	0.53
1:B:381:GLU:C	1:B:383:GLY:H	2.11	0.53
1:B:549:LEU:HG	1:B:550:SER:O	2.09	0.53
1:C:381:GLU:C	1:C:383:GLY:H	2.11	0.53
1:C:561:ASN:CG	1:C:573:ASP:HB3	2.28	0.53

*Continued on next page...*

*Continued from previous page...*

Atom-1	Atom-2	Interatomic distance (Å)	Clash overlap (Å)
1:C:667:LEU:HD13	1:C:678:VAL:HG21	1.90	0.53
1:D:155:ASN:C	1:D:156:ILE:HD12	2.29	0.53
1:D:550:SER:CB	1:D:553:GLN:HG3	2.36	0.53
1:D:630:ARG:CZ	2:K:83:GLU:HG2	2.37	0.53
1:D:667:LEU:HD13	1:D:678:VAL:HG21	1.90	0.53
1:E:188:LEU:N	1:E:188:LEU:CD2	2.54	0.53
1:E:216:GLU:HG3	1:E:217:LYS:HG2	1.89	0.53
1:E:295:VAL:HG23	1:E:297:LYS:HG3	1.90	0.53
1:E:324:THR:HB	1:E:499:PRO:CA	2.36	0.53
1:E:427:ASP:C	1:E:429:GLY:H	2.12	0.53
1:E:494:LEU:HD13	1:E:497:LEU:HD21	1.91	0.53
1:F:371:SER:O	1:F:372:LYS:C	2.47	0.53
1:F:535:LYS:HD2	1:F:536:TYR:CE2	2.43	0.53
2:K:65:PHE:CD1	2:K:65:PHE:N	2.70	0.53
1:A:172:GLU:O	1:A:175:LYS:HB3	2.09	0.53
1:A:515:LYS:HG2	1:A:515:LYS:O	2.09	0.53
1:B:295:VAL:HG23	1:B:297:LYS:HG3	1.90	0.53
1:B:535:LYS:HD2	1:B:536:TYR:CE2	2.43	0.53
1:C:327:LEU:HD12	1:C:327:LEU:N	2.22	0.53
1:C:504:ILE:O	1:C:507:GLN:HB3	2.09	0.53
1:C:636:ALA:O	1:C:640:LYS:N	2.41	0.53
1:D:105:TYR:N	1:D:152:LEU:O	2.28	0.53
1:D:722:ILE:HD13	1:D:764:LEU:CD2	2.38	0.53
1:E:254:ARG:HB3	1:E:254:ARG:NH1	2.18	0.53
1:F:636:ALA:O	1:F:640:LYS:N	2.40	0.53
2:H:87:GLU:C	2:H:89:PHE:H	2.12	0.53
2:H:97:ASN:H	2:H:97:ASN:ND2	2.05	0.53
2:H:117:THR:C	2:H:119:GLU:H	2.11	0.53
2:H:133:ASP:OD2	2:H:135:GLN:HG3	2.08	0.53
1:A:78:LYS:HG3	1:A:79:ILE:N	2.22	0.53
1:A:494:LEU:HD13	1:A:497:LEU:HD21	1.91	0.53
1:A:700:TYR:CD1	1:A:727:GLN:HB3	2.42	0.53
1:B:302:LEU:HB2	1:B:602:PHE:CD1	2.39	0.53
1:B:494:LEU:HD13	1:B:497:LEU:HD21	1.91	0.53
1:B:499:PRO:CG	1:B:504:ILE:HD11	2.39	0.53
1:D:381:GLU:C	1:D:383:GLY:H	2.12	0.53
1:D:567:THR:CG2	1:D:568:GLY:N	2.55	0.53
1:E:597:ASN:CG	1:E:599:GLU:H	2.11	0.53
1:F:397:GLU:HG3	1:F:480:ASN:HB3	1.90	0.53
1:F:405:LEU:HD12	1:F:405:LEU:N	2.23	0.53
2:H:64:ASP:OD1	2:H:66:PRO:HD2	2.08	0.53

*Continued on next page...*

*Continued from previous page...*

Atom-1	Atom-2	Interatomic distance (Å)	Clash overlap (Å)
2:I:64:ASP:OD1	2:I:66:PRO:HD2	2.08	0.53
2:J:99:TYR:CD2	2:J:135:GLN:NE2	2.76	0.53
1:A:70:GLU:CB	1:A:107:THR:HG22	2.39	0.53
1:A:248:TYR:HB2	1:A:257:LEU:HD23	1.90	0.53
1:A:381:GLU:C	1:A:383:GLY:H	2.10	0.53
1:A:764:LEU:C	1:A:766:HIS:N	2.61	0.53
1:B:173:ILE:HG23	1:B:174:GLY:H	1.73	0.53
1:B:561:ASN:CG	1:B:573:ASP:HB3	2.28	0.53
1:B:597:ASN:HD21	1:B:599:GLU:C	2.12	0.53
1:C:173:ILE:HG23	1:C:174:GLY:H	1.73	0.53
1:C:238:GLN:C	1:C:240:ALA:H	2.11	0.53
1:D:302:LEU:HB2	1:D:602:PHE:CD1	2.39	0.53
1:D:704:TYR:OH	1:D:759:GLN:OE1	2.15	0.53
1:E:327:LEU:HG	1:E:595:ILE:CG1	2.26	0.53
2:I:117:THR:C	2:I:119:GLU:H	2.11	0.53
2:L:117:THR:C	2:L:119:GLU:H	2.12	0.53
1:A:515:LYS:NZ	1:A:515:LYS:HB3	2.24	0.53
1:A:632:TYR:O	1:A:633:ASN:HB2	2.08	0.53
1:A:792:VAL:O	1:A:796:ILE:HG12	2.09	0.53
1:D:187:SER:C	1:D:188:LEU:O	2.40	0.53
1:D:405:LEU:HD12	1:D:405:LEU:N	2.24	0.53
1:E:93:VAL:HG21	1:E:245:PHE:CZ	2.44	0.53
1:E:275:GLY:HA2	1:E:278:LYS:HE2	1.88	0.53
2:I:99:TYR:CD2	2:I:135:GLN:NE2	2.76	0.53
1:A:275:GLY:HA2	1:A:278:LYS:HE2	1.89	0.53
1:A:504:ILE:O	1:A:507:GLN:HB3	2.09	0.53
1:B:100:LEU:CD1	1:B:182:ILE:HG21	2.38	0.53
1:B:109:ILE:O	1:B:109:ILE:HG22	2.09	0.53
1:B:275:GLY:HA2	1:B:278:LYS:HE2	1.89	0.53
1:B:324:THR:HB	1:B:499:PRO:CA	2.36	0.53
1:C:700:TYR:CD1	1:C:727:GLN:HB3	2.43	0.53
1:D:515:LYS:HG2	1:D:515:LYS:O	2.09	0.53
1:E:515:LYS:NZ	1:E:515:LYS:HB3	2.24	0.53
1:F:109:ILE:HG22	1:F:109:ILE:O	2.09	0.53
1:F:257:LEU:O	1:F:261:ALA:HB3	2.09	0.53
1:F:680:LYS:HG2	1:F:681:ASP:N	2.24	0.53
2:L:87:GLU:C	2:L:89:PHE:H	2.11	0.53
1:A:279:ILE:HD13	1:A:279:ILE:N	2.24	0.53
1:B:172:GLU:O	1:B:175:LYS:HB3	2.09	0.53
1:B:275:GLY:HA2	1:B:278:LYS:NZ	2.23	0.53
1:B:501:LEU:HD11	2:I:108:VAL:HG13	1.91	0.53

*Continued on next page...*

*Continued from previous page...*

Atom-1	Atom-2	Interatomic distance (Å)	Clash overlap (Å)
1:B:700:TYR:CD1	1:B:727:GLN:HB3	2.43	0.53
1:C:295:VAL:HG23	1:C:297:LYS:HG3	1.89	0.53
1:D:447:SER:OG	1:D:448:ASP:N	2.42	0.53
1:D:456:LYS:CB	1:D:471:TRP:H	2.17	0.53
1:D:629:ASN:ND2	1:D:631:SER:H	2.06	0.53
1:D:691:LYS:O	1:D:694:VAL:HG22	2.09	0.53
1:E:629:ASN:HB3	1:E:632:TYR:CE1	2.43	0.53
1:F:93:VAL:HG21	1:F:245:PHE:CZ	2.44	0.53
1:F:197:LYS:HZ2	1:F:197:LYS:CB	2.21	0.53
1:F:238:GLN:C	1:F:240:ALA:H	2.11	0.53
1:F:427:ASP:C	1:F:429:GLY:H	2.12	0.53
1:F:501:LEU:CD1	2:M:108:VAL:HG13	2.39	0.53
1:F:597:ASN:CG	1:F:599:GLU:H	2.12	0.53
1:F:629:ASN:ND2	1:F:631:SER:H	2.07	0.53
2:I:5:THR:HG23	2:I:8:GLN:H	1.74	0.53
2:I:24:ASP:OD1	2:I:25:GLY:N	2.37	0.53
2:J:5:THR:HG23	2:J:8:GLN:H	1.73	0.53
2:J:49:GLN:O	2:J:53:ASN:N	2.39	0.53
2:K:87:GLU:O	2:K:91:VAL:HG23	2.09	0.53
2:L:114:GLU:OE2	2:L:114:GLU:CA	2.54	0.53
2:M:24:ASP:OD1	2:M:25:GLY:N	2.36	0.53
1:A:89:ILE:HG21	1:A:175:LYS:HE2	1.91	0.53
1:B:112:VAL:O	1:B:114:HIS:N	2.42	0.53
1:C:164:GLU:C	1:C:166:SER:H	2.12	0.53
1:C:355:SER:HB2	1:C:371:SER:HA	1.90	0.53
1:C:597:ASN:HD21	1:C:599:GLU:C	2.12	0.53
1:C:602:PHE:C	1:C:603:ILE:HG13	2.29	0.53
1:C:680:LYS:HG2	1:C:681:ASP:N	2.24	0.53
1:D:199:LEU:C	1:D:201:ASP:N	2.59	0.53
1:D:597:ASN:HD21	1:D:599:GLU:C	2.13	0.53
1:D:764:LEU:C	1:D:766:HIS:N	2.61	0.53
1:E:173:ILE:HG23	1:E:174:GLY:H	1.72	0.53
1:E:248:TYR:HB2	1:E:257:LEU:HD23	1.91	0.53
1:F:64:ASN:HD22	1:F:64:ASN:N	2.06	0.53
1:F:602:PHE:C	1:F:603:ILE:HG13	2.29	0.53
2:H:87:GLU:O	2:H:91:VAL:HG23	2.09	0.53
2:I:28:THR:HB	2:I:30:LYS:NZ	2.23	0.53
1:A:100:LEU:CD1	1:A:182:ILE:HG21	2.39	0.53
1:A:279:ILE:H	1:A:279:ILE:CD1	2.20	0.53
1:A:295:VAL:HG23	1:A:297:LYS:HG3	1.90	0.53
1:A:561:ASN:CG	1:A:573:ASP:HB3	2.29	0.53

*Continued on next page...*

*Continued from previous page...*

Atom-1	Atom-2	Interatomic distance (Å)	Clash overlap (Å)
1:B:667:LEU:HD13	1:B:678:VAL:HG21	1.90	0.53
1:B:764:LEU:O	1:B:766:HIS:N	2.42	0.53
1:B:792:VAL:O	1:B:796:ILE:HG12	2.09	0.53
1:D:160:ALA:O	1:D:161:ILE:CG1	2.56	0.53
1:D:164:GLU:C	1:D:166:SER:H	2.12	0.53
1:D:238:GLN:C	1:D:240:ALA:H	2.11	0.53
1:D:481:VAL:O	1:D:484:VAL:HG23	2.08	0.53
1:D:515:LYS:HB3	1:D:515:LYS:NZ	2.24	0.53
1:D:597:ASN:ND2	1:D:601:GLU:H	2.07	0.53
1:D:680:LYS:HG2	1:D:681:ASP:N	2.24	0.53
1:E:520:PRO:HG2	1:E:521:ASN:N	2.19	0.53
1:E:602:PHE:C	1:E:603:ILE:HG13	2.30	0.53
1:F:115:LYS:C	1:F:117:LEU:H	2.11	0.53
1:F:275:GLY:HA2	1:F:278:LYS:NZ	2.24	0.53
1:F:722:ILE:HD13	1:F:764:LEU:CD2	2.37	0.53
2:I:87:GLU:C	2:I:89:PHE:H	2.11	0.53
2:K:87:GLU:C	2:K:89:PHE:H	2.11	0.53
1:A:74:GLU:HB2	1:A:78:LYS:CB	2.39	0.52
1:A:109:ILE:HG22	1:A:109:ILE:O	2.09	0.52
1:A:257:LEU:O	1:A:261:ALA:HB3	2.09	0.52
1:A:324:THR:HB	1:A:499:PRO:CA	2.36	0.52
1:A:443:GLU:CD	1:A:458:LYS:HG2	2.29	0.52
1:B:602:PHE:C	1:B:603:ILE:HG13	2.29	0.52
1:C:447:SER:OG	1:C:448:ASP:N	2.42	0.52
1:C:529:VAL:O	1:C:532:LEU:HB2	2.09	0.52
1:D:243:LEU:HA	1:D:246:SER:OG	2.09	0.52
1:D:636:ALA:O	1:D:640:LYS:N	2.41	0.52
1:E:74:GLU:HB2	1:E:78:LYS:CB	2.39	0.52
1:E:105:TYR:CB	1:E:153:ILE:HG12	2.25	0.52
1:E:115:LYS:C	1:E:117:LEU:H	2.11	0.52
1:E:464:VAL:HG23	1:E:465:LEU:HD12	1.90	0.52
1:E:504:ILE:O	1:E:507:GLN:HB3	2.09	0.52
1:E:747:ASN:O	1:E:750:GLN:HB2	2.09	0.52
1:F:112:VAL:O	1:F:114:HIS:N	2.43	0.52
1:F:520:PRO:HG2	1:F:521:ASN:N	2.18	0.52
2:H:17:SER:O	2:H:19:PHE:N	2.42	0.52
2:K:97:ASN:N	2:K:97:ASN:HD22	2.07	0.52
2:L:94:LYS:NZ	2:L:94:LYS:HB3	2.25	0.52
1:A:93:VAL:HG21	1:A:245:PHE:CZ	2.43	0.52
1:B:372:LYS:O	1:B:374:HIS:N	2.39	0.52
1:C:112:VAL:O	1:C:114:HIS:N	2.42	0.52

*Continued on next page...*

*Continued from previous page...*

Atom-1	Atom-2	Interatomic distance (Å)	Clash overlap (Å)
1:C:172:GLU:O	1:C:175:LYS:HB3	2.08	0.52
1:C:371:SER:O	1:C:372:LYS:C	2.48	0.52
1:E:371:SER:O	1:E:372:LYS:C	2.47	0.52
1:E:713:SER:O	1:E:716:LYS:N	2.39	0.52
1:F:175:LYS:HB2	1:F:175:LYS:HZ2	1.74	0.52
2:K:17:SER:O	2:K:19:PHE:N	2.41	0.52
1:A:234:LEU:HD23	1:A:235:THR:H	1.75	0.52
1:A:288:VAL:HG12	1:A:292:ARG:NH2	2.25	0.52
1:A:447:SER:OG	1:A:448:ASP:N	2.42	0.52
1:A:593:ILE:O	1:A:604:LEU:HA	2.09	0.52
1:A:597:ASN:HD21	1:A:599:GLU:C	2.13	0.52
1:B:747:ASN:O	1:B:750:GLN:HB2	2.08	0.52
1:C:464:VAL:HG23	1:C:465:LEU:HD12	1.91	0.52
1:D:74:GLU:HB2	1:D:78:LYS:CB	2.40	0.52
1:D:105:TYR:CB	1:D:153:ILE:HG12	2.25	0.52
1:D:257:LEU:O	1:D:261:ALA:HB3	2.09	0.52
1:D:443:GLU:CD	1:D:458:LYS:HG2	2.30	0.52
1:D:602:PHE:C	1:D:603:ILE:HG13	2.30	0.52
1:E:83:GLN:O	1:E:85:LEU:N	2.43	0.52
1:E:381:GLU:C	1:E:383:GLY:H	2.11	0.52
1:F:325:TYR:CD1	1:F:598:PRO:HD3	2.45	0.52
2:I:97:ASN:HD22	2:I:97:ASN:N	2.05	0.52
2:J:87:GLU:O	2:J:91:VAL:HG23	2.09	0.52
2:J:117:THR:C	2:J:119:GLU:H	2.12	0.52
2:L:99:TYR:CD2	2:L:135:GLN:NE2	2.77	0.52
2:L:105:LEU:HD21	2:L:124:MET:SD	2.50	0.52
2:L:133:ASP:OD2	2:L:135:GLN:HG3	2.08	0.52
2:M:17:SER:O	2:M:19:PHE:N	2.42	0.52
1:A:112:VAL:O	1:A:114:HIS:N	2.42	0.52
1:A:602:PHE:C	1:A:603:ILE:HG13	2.30	0.52
1:A:713:SER:O	1:A:716:LYS:N	2.39	0.52
1:A:713:SER:O	1:A:716:LYS:HB3	2.10	0.52
1:B:74:GLU:HB2	1:B:78:LYS:CB	2.39	0.52
1:B:464:VAL:HG23	1:B:465:LEU:HD12	1.91	0.52
1:B:501:LEU:CD1	2:I:108:VAL:HG13	2.40	0.52
1:B:504:ILE:O	1:B:507:GLN:HB3	2.10	0.52
1:C:792:VAL:O	1:C:796:ILE:HG12	2.09	0.52
1:D:275:GLY:HA2	1:D:278:LYS:NZ	2.24	0.52
1:D:327:LEU:HG	1:D:595:ILE:CG1	2.26	0.52
1:D:371:SER:O	1:D:372:LYS:C	2.47	0.52
1:D:520:PRO:HG2	1:D:521:ASN:N	2.18	0.52

*Continued on next page...*



*Continued from previous page...*

Atom-1	Atom-2	Interatomic distance (Å)	Clash overlap (Å)
1:D:688:PHE:C	1:D:688:PHE:CD2	2.82	0.52
1:E:501:LEU:CD1	2:L:108:VAL:HG13	2.39	0.52
1:E:752:LEU:O	1:E:756:ILE:HG12	2.10	0.52
1:E:792:VAL:CG1	1:E:796:ILE:HD11	2.37	0.52
1:F:141:PHE:HD1	1:F:141:PHE:N	2.02	0.52
1:F:164:GLU:C	1:F:166:SER:H	2.13	0.52
1:A:333:LYS:O	1:A:335:ALA:N	2.40	0.52
1:A:355:SER:HB2	1:A:371:SER:HA	1.90	0.52
1:A:688:PHE:C	1:A:688:PHE:CD2	2.82	0.52
1:C:325:TYR:CD1	1:C:598:PRO:HD3	2.44	0.52
1:C:515:LYS:NZ	1:C:515:LYS:HB3	2.24	0.52
1:C:581:GLN:HA	1:C:581:GLN:HE21	1.74	0.52
1:D:279:ILE:HD13	1:D:279:ILE:N	2.25	0.52
1:D:333:LYS:O	1:D:335:ALA:N	2.41	0.52
1:E:109:ILE:O	1:E:109:ILE:HG22	2.10	0.52
1:E:175:LYS:HB2	1:E:175:LYS:HZ3	1.74	0.52
1:E:275:GLY:HA2	1:E:278:LYS:NZ	2.24	0.52
1:E:279:ILE:HD13	1:E:279:ILE:N	2.24	0.52
1:E:597:ASN:HD21	1:E:599:GLU:C	2.13	0.52
1:E:721:SER:C	1:E:723:PHE:N	2.62	0.52
1:F:279:ILE:HD13	1:F:279:ILE:N	2.24	0.52
1:F:355:SER:HB2	1:F:371:SER:HA	1.91	0.52
1:F:360:VAL:HG11	1:F:370:LEU:CD2	2.37	0.52
2:K:17:SER:O	2:K:20:ASP:N	2.37	0.52
2:L:5:THR:HG23	2:L:8:GLN:H	1.74	0.52
1:A:513:TRP:CH2	2:H:113:GLY:O	2.62	0.52
1:A:550:SER:CB	1:A:553:GLN:HG3	2.36	0.52
1:B:688:PHE:C	1:B:688:PHE:CD2	2.83	0.52
1:C:654:ILE:HG22	1:C:655:ASN:ND2	2.25	0.52
1:D:172:GLU:O	1:D:175:LYS:HB3	2.09	0.52
1:D:464:VAL:HG23	1:D:465:LEU:HD12	1.91	0.52
1:D:494:LEU:HD13	1:D:497:LEU:HD21	1.91	0.52
1:D:694:VAL:HG23	2:K:18:LEU:HD11	1.90	0.52
1:E:238:GLN:C	1:E:240:ALA:H	2.12	0.52
1:F:100:LEU:CD1	1:F:182:ILE:HG21	2.38	0.52
1:F:173:ILE:HG23	1:F:174:GLY:H	1.73	0.52
2:K:133:ASP:OD2	2:K:135:GLN:HG3	2.09	0.52
2:L:87:GLU:O	2:L:91:VAL:HG23	2.09	0.52
1:A:464:VAL:HG23	1:A:465:LEU:HD12	1.90	0.52
1:A:499:PRO:CG	1:A:504:ILE:HD11	2.40	0.52
1:B:141:PHE:HD1	1:B:141:PHE:N	2.01	0.52

*Continued on next page...*



*Continued from previous page...*

Atom-1	Atom-2	Interatomic distance (Å)	Clash overlap (Å)
1:B:257:LEU:O	1:B:261:ALA:HB3	2.10	0.52
1:B:371:SER:O	1:B:372:LYS:C	2.47	0.52
1:B:515:LYS:O	1:B:515:LYS:HG2	2.09	0.52
1:C:109:ILE:O	1:C:109:ILE:HG22	2.09	0.52
1:C:275:GLY:HA2	1:C:278:LYS:NZ	2.24	0.52
1:C:279:ILE:HD13	1:C:279:ILE:N	2.25	0.52
1:C:397:GLU:HG3	1:C:480:ASN:HB3	1.91	0.52
1:D:109:ILE:HG22	1:D:109:ILE:O	2.09	0.52
1:F:74:GLU:HB2	1:F:78:LYS:CB	2.40	0.52
1:F:118:GLN:OE1	1:F:118:GLN:HA	2.10	0.52
1:F:513:TRP:CH2	2:M:113:GLY:O	2.63	0.52
1:F:581:GLN:HA	1:F:581:GLN:HE21	1.75	0.52
1:F:585:GLU:OE1	1:F:585:GLU:HA	2.10	0.52
2:J:17:SER:O	2:J:19:PHE:N	2.43	0.52
2:K:64:ASP:OD1	2:K:66:PRO:HD2	2.08	0.52
2:M:133:ASP:OD2	2:M:135:GLN:HG3	2.10	0.52
1:B:680:LYS:HG2	1:B:681:ASP:N	2.25	0.52
1:C:173:ILE:O	1:C:176:GLY:N	2.43	0.52
1:E:112:VAL:O	1:E:114:HIS:N	2.42	0.52
1:E:118:GLN:OE1	1:E:118:GLN:HA	2.10	0.52
1:E:172:GLU:O	1:E:175:LYS:HB3	2.09	0.52
1:F:667:LEU:HD13	1:F:678:VAL:HG21	1.91	0.52
2:I:133:ASP:OD2	2:I:135:GLN:HG3	2.10	0.52
2:M:87:GLU:O	2:M:91:VAL:HG23	2.10	0.52
2:M:117:THR:C	2:M:119:GLU:H	2.11	0.52
1:A:325:TYR:CD1	1:A:598:PRO:HD3	2.44	0.52
1:A:549:LEU:HG	1:A:550:SER:O	2.10	0.52
1:B:520:PRO:HG2	1:B:521:ASN:N	2.18	0.52
1:B:555:GLN:CG	1:B:556:MET:N	2.72	0.52
1:C:93:VAL:HG21	1:C:245:PHE:CZ	2.45	0.52
1:C:248:TYR:CD1	1:C:268:MET:CB	2.92	0.52
1:C:257:LEU:O	1:C:261:ALA:HB3	2.09	0.52
1:C:584:GLU:HG2	1:C:630:ARG:HB2	1.92	0.52
1:C:756:ILE:O	1:C:760:VAL:HG23	2.10	0.52
1:D:118:GLN:HA	1:D:118:GLN:OE1	2.10	0.52
1:D:355:SER:HB2	1:D:371:SER:HA	1.90	0.52
1:D:680:LYS:HG2	1:D:681:ASP:H	1.75	0.52
1:D:756:ILE:O	1:D:760:VAL:HG23	2.10	0.52
1:D:792:VAL:O	1:D:796:ILE:HG12	2.10	0.52
1:E:499:PRO:CG	1:E:504:ILE:HD11	2.39	0.52
1:E:535:LYS:HD2	1:E:536:TYR:CE2	2.44	0.52

*Continued on next page...*

*Continued from previous page...*

Atom-1	Atom-2	Interatomic distance (Å)	Clash overlap (Å)
1:E:561:ASN:CG	1:E:573:ASP:HB3	2.29	0.52
1:E:597:ASN:ND2	1:E:601:GLU:H	2.07	0.52
1:E:680:LYS:HG2	1:E:681:ASP:N	2.24	0.52
1:E:688:PHE:C	1:E:688:PHE:CD2	2.82	0.52
1:F:447:SER:OG	1:F:448:ASP:N	2.42	0.52
1:F:713:SER:O	1:F:716:LYS:HB3	2.10	0.52
1:A:118:GLN:OE1	1:A:118:GLN:HA	2.10	0.52
1:B:234:LEU:HD23	1:B:235:THR:H	1.75	0.52
1:B:513:TRP:CH2	2:I:113:GLY:O	2.63	0.52
1:B:583:ASN:ND2	1:B:587:PRO:HA	2.25	0.52
1:C:71:PHE:CD1	1:C:108:ASP:OD1	2.63	0.52
1:C:74:GLU:HB2	1:C:78:LYS:CB	2.39	0.52
1:C:118:GLN:OE1	1:C:118:GLN:HA	2.10	0.52
1:C:555:GLN:CG	1:C:556:MET:N	2.73	0.52
1:D:70:GLU:CB	1:D:107:THR:HG22	2.40	0.52
1:D:275:GLY:HA2	1:D:278:LYS:HE2	1.89	0.52
1:D:561:ASN:CG	1:D:573:ASP:HB3	2.29	0.52
1:F:90:PRO:O	1:F:92:ASP:N	2.43	0.52
1:F:499:PRO:CG	1:F:504:ILE:HD11	2.40	0.52
1:F:555:GLN:CG	1:F:556:MET:N	2.73	0.52
1:F:752:LEU:O	1:F:756:ILE:HG12	2.10	0.52
1:F:756:ILE:O	1:F:760:VAL:HG23	2.10	0.52
2:I:87:GLU:O	2:I:91:VAL:HG23	2.10	0.52
2:J:64:ASP:OD1	2:J:66:PRO:HD2	2.09	0.52
1:A:322:LEU:HD13	1:A:556:MET:CE	2.40	0.51
1:A:333:LYS:H	1:A:333:LYS:HD2	1.75	0.51
1:A:629:ASN:ND2	1:A:631:SER:H	2.08	0.51
1:B:89:ILE:HG21	1:B:175:LYS:HE2	1.91	0.51
1:B:164:GLU:C	1:B:166:SER:H	2.12	0.51
1:B:173:ILE:O	1:B:176:GLY:N	2.43	0.51
1:B:218:LEU:HD11	1:B:225:ILE:HD11	1.92	0.51
1:B:279:ILE:HD13	1:B:279:ILE:N	2.25	0.51
1:C:513:TRP:CH2	2:J:113:GLY:O	2.62	0.51
1:D:112:VAL:O	1:D:114:HIS:N	2.43	0.51
1:D:173:ILE:O	1:D:176:GLY:N	2.43	0.51
1:D:630:ARG:HG3	1:D:630:ARG:HH11	1.75	0.51
1:E:135:VAL:N	1:E:136:PRO:CD	2.73	0.51
1:E:164:GLU:C	1:E:166:SER:H	2.13	0.51
1:E:173:ILE:O	1:E:176:GLY:N	2.43	0.51
1:E:257:LEU:O	1:E:261:ALA:HB3	2.09	0.51
1:E:443:GLU:CD	1:E:458:LYS:HG2	2.30	0.51

*Continued on next page...*

*Continued from previous page...*

Atom-1	Atom-2	Interatomic distance (Å)	Clash overlap (Å)
1:E:630:ARG:HG3	1:E:630:ARG:HH11	1.74	0.51
1:E:713:SER:O	1:E:716:LYS:HB3	2.10	0.51
1:F:71:PHE:CD1	1:F:108:ASP:OD1	2.63	0.51
1:F:464:VAL:HG23	1:F:465:LEU:HD12	1.91	0.51
1:F:597:ASN:ND2	1:F:601:GLU:H	2.08	0.51
2:J:97:ASN:HD22	2:J:97:ASN:N	2.08	0.51
1:A:302:LEU:HB2	1:A:602:PHE:CD1	2.39	0.51
1:A:585:GLU:OE1	1:A:585:GLU:HA	2.10	0.51
1:B:243:LEU:HA	1:B:246:SER:OG	2.10	0.51
1:B:447:SER:OG	1:B:448:ASP:N	2.43	0.51
1:B:597:ASN:ND2	1:B:601:GLU:H	2.08	0.51
1:C:197:LYS:HZ2	1:C:197:LYS:CB	2.23	0.51
1:C:713:SER:O	1:C:716:LYS:HB3	2.10	0.51
1:C:752:LEU:O	1:C:756:ILE:HG12	2.10	0.51
1:D:499:PRO:CG	1:D:504:ILE:HD11	2.40	0.51
1:D:584:GLU:HG2	1:D:630:ARG:HB2	1.92	0.51
1:D:721:SER:C	1:D:723:PHE:N	2.63	0.51
1:E:585:GLU:OE1	1:E:585:GLU:HA	2.10	0.51
1:E:697:ILE:CG2	1:E:732:ILE:HD11	2.36	0.51
1:E:718:ARG:NH1	1:E:767:GLN:HE21	2.08	0.51
1:F:172:GLU:O	1:F:175:LYS:HB3	2.09	0.51
1:F:680:LYS:HG2	1:F:681:ASP:H	1.75	0.51
1:F:792:VAL:CG1	1:F:796:ILE:HD11	2.38	0.51
2:I:16:PHE:HE1	2:I:27:ILE:HG12	1.76	0.51
2:I:146:THR:O	2:I:147:ALA:C	2.49	0.51
2:L:18:LEU:HD23	2:L:18:LEU:O	2.10	0.51
1:A:243:LEU:HA	1:A:246:SER:OG	2.10	0.51
1:A:680:LYS:HG2	1:A:681:ASP:N	2.24	0.51
1:A:691:LYS:O	1:A:694:VAL:HG22	2.11	0.51
1:B:70:GLU:CB	1:B:107:THR:HG22	2.40	0.51
1:B:83:GLN:O	1:B:85:LEU:N	2.43	0.51
1:B:118:GLN:OE1	1:B:118:GLN:HA	2.10	0.51
1:B:585:GLU:HB3	1:B:586:PHE:CD1	2.45	0.51
1:C:579:THR:C	1:C:581:GLN:H	2.13	0.51
1:C:597:ASN:ND2	1:C:601:GLU:H	2.06	0.51
1:E:248:TYR:CD1	1:E:268:MET:CB	2.92	0.51
1:E:333:LYS:O	1:E:335:ALA:N	2.41	0.51
1:E:718:ARG:HH12	1:E:767:GLN:HE21	1.58	0.51
1:F:70:GLU:CB	1:F:107:THR:HG22	2.40	0.51
1:F:654:ILE:HG22	1:F:655:ASN:ND2	2.25	0.51
1:F:713:SER:O	1:F:716:LYS:N	2.39	0.51

*Continued on next page...*

*Continued from previous page...*

Atom-1	Atom-2	Interatomic distance (Å)	Clash overlap (Å)
1:F:764:LEU:C	1:F:766:HIS:N	2.64	0.51
2:H:94:LYS:NZ	2:H:94:LYS:HB3	2.25	0.51
2:H:97:ASN:N	2:H:97:ASN:HD22	2.08	0.51
2:I:16:PHE:CE1	2:I:27:ILE:HD13	2.46	0.51
2:L:97:ASN:HD22	2:L:97:ASN:N	2.06	0.51
2:M:97:ASN:HD22	2:M:97:ASN:N	2.08	0.51
1:A:218:LEU:HD11	1:A:225:ILE:HD11	1.92	0.51
1:A:371:SER:O	1:A:372:LYS:C	2.47	0.51
1:B:135:VAL:N	1:B:136:PRO:CD	2.74	0.51
1:B:397:GLU:HG3	1:B:480:ASN:HB3	1.91	0.51
1:B:629:ASN:ND2	1:B:631:SER:H	2.08	0.51
1:B:671:ARG:HH12	1:B:677:GLY:HA3	1.72	0.51
1:C:585:GLU:HB3	1:C:586:PHE:CD1	2.45	0.51
1:C:680:LYS:HG2	1:C:681:ASP:H	1.76	0.51
1:D:90:PRO:O	1:D:92:ASP:N	2.43	0.51
1:D:93:VAL:HG21	1:D:245:PHE:CZ	2.44	0.51
1:D:218:LEU:HD11	1:D:225:ILE:HD11	1.92	0.51
1:D:549:LEU:HG	1:D:550:SER:O	2.10	0.51
1:D:555:GLN:CG	1:D:556:MET:N	2.73	0.51
1:D:585:GLU:OE1	1:D:585:GLU:HA	2.11	0.51
1:E:89:ILE:HG21	1:E:175:LYS:HE2	1.91	0.51
1:E:397:GLU:HG3	1:E:480:ASN:HB3	1.92	0.51
1:E:585:GLU:HB3	1:E:586:PHE:CD1	2.46	0.51
1:E:609:GLU:O	1:E:610:MET:C	2.49	0.51
1:F:135:VAL:N	1:F:136:PRO:CD	2.74	0.51
1:F:254:ARG:HB3	1:F:254:ARG:NH1	2.18	0.51
1:F:478:ALA:HB1	1:F:486:LYS:C	2.31	0.51
1:F:504:ILE:O	1:F:507:GLN:HB3	2.10	0.51
1:F:584:GLU:HG2	1:F:630:ARG:HB2	1.93	0.51
2:I:18:LEU:O	2:I:18:LEU:HD23	2.10	0.51
2:I:50:ASP:O	2:I:54:GLU:HB2	2.10	0.51
2:J:133:ASP:OD2	2:J:135:GLN:HG3	2.10	0.51
2:M:18:LEU:O	2:M:18:LEU:HD23	2.10	0.51
1:B:584:GLU:HG2	1:B:630:ARG:HB2	1.92	0.51
1:B:600:GLY:O	1:B:602:PHE:HD2	1.94	0.51
1:B:691:LYS:O	1:B:694:VAL:HG22	2.11	0.51
1:B:792:VAL:CG1	1:B:796:ILE:HD11	2.37	0.51
1:C:165:GLN:HE22	1:C:252:ASP:HB3	1.75	0.51
1:C:254:ARG:HB3	1:C:254:ARG:NH1	2.18	0.51
1:C:499:PRO:CG	1:C:504:ILE:HD11	2.40	0.51
1:D:83:GLN:O	1:D:85:LEU:N	2.44	0.51

*Continued on next page...*

*Continued from previous page...*

Atom-1	Atom-2	Interatomic distance (Å)	Clash overlap (Å)
1:D:100:LEU:CD1	1:D:182:ILE:HG21	2.37	0.51
1:E:327:LEU:CG	1:E:595:ILE:HG12	2.27	0.51
1:E:792:VAL:O	1:E:796:ILE:HG12	2.09	0.51
1:F:494:LEU:HD13	1:F:497:LEU:HD21	1.92	0.51
2:H:63:ILE:CG1	2:H:67:GLU:HB3	2.28	0.51
2:K:18:LEU:O	2:K:18:LEU:HD23	2.11	0.51
2:L:50:ASP:O	2:L:54:GLU:HB2	2.10	0.51
1:A:90:PRO:HG2	1:A:93:VAL:CG1	2.41	0.51
1:A:189:ASP:C	1:A:191:GLU:H	2.13	0.51
1:A:461:LYS:HG3	1:A:462:ILE:H	1.75	0.51
1:B:694:VAL:HG23	2:I:18:LEU:HD11	1.92	0.51
1:D:397:GLU:HG3	1:D:480:ASN:HB3	1.91	0.51
1:D:461:LYS:HG3	1:D:462:ILE:H	1.76	0.51
1:E:333:LYS:H	1:E:333:LYS:HD2	1.75	0.51
1:E:562:GLU:O	1:E:562:GLU:HG3	2.11	0.51
1:F:186:LYS:O	1:F:188:LEU:O	2.29	0.51
1:F:721:SER:C	1:F:723:PHE:N	2.62	0.51
2:I:95:ASP:OD2	2:I:97:ASN:CG	2.49	0.51
2:J:18:LEU:HD23	2:J:18:LEU:O	2.10	0.51
2:K:50:ASP:O	2:K:54:GLU:HB2	2.10	0.51
2:L:17:SER:O	2:L:19:PHE:N	2.43	0.51
2:M:64:ASP:OD1	2:M:66:PRO:HD2	2.10	0.51
1:A:123:GLU:O	1:A:146:LYS:NZ	2.36	0.51
1:A:585:GLU:HB3	1:A:586:PHE:CD1	2.46	0.51
1:A:597:ASN:ND2	1:A:601:GLU:H	2.07	0.51
1:A:721:SER:C	1:A:723:PHE:N	2.63	0.51
1:B:333:LYS:H	1:B:333:LYS:HD2	1.76	0.51
1:B:478:ALA:HB1	1:B:486:LYS:C	2.31	0.51
1:B:722:ILE:HD13	1:B:764:LEU:CD2	2.39	0.51
1:C:319:ALA:O	1:C:323:ASN:N	2.39	0.51
1:C:443:GLU:CD	1:C:458:LYS:HG2	2.31	0.51
1:C:711:ILE:C	1:C:712:PHE:HD2	2.14	0.51
1:D:325:TYR:CD1	1:D:598:PRO:HD3	2.45	0.51
1:D:434:LEU:HD13	1:D:434:LEU:C	2.31	0.51
1:D:713:SER:O	1:D:716:LYS:HB3	2.11	0.51
1:D:716:LYS:O	1:D:717:LYS:C	2.49	0.51
1:E:597:ASN:OD1	1:E:598:PRO:HD2	2.10	0.51
1:E:691:LYS:O	1:E:694:VAL:HG22	2.11	0.51
1:E:759:GLN:HA	1:E:759:GLN:HE21	1.76	0.51
1:F:89:ILE:HD13	1:F:175:LYS:CE	2.33	0.51
1:F:515:LYS:HG2	1:F:515:LYS:O	2.09	0.51

*Continued on next page...*

*Continued from previous page...*

Atom-1	Atom-2	Interatomic distance (Å)	Clash overlap (Å)
2:H:18:LEU:O	2:H:18:LEU:HD23	2.11	0.51
2:H:146:THR:O	2:H:147:ALA:C	2.49	0.51
2:I:17:SER:O	2:I:19:PHE:N	2.44	0.51
2:L:16:PHE:HE1	2:L:27:ILE:HG12	1.76	0.51
2:M:146:THR:O	2:M:147:ALA:C	2.49	0.51
1:A:71:PHE:CD1	1:A:108:ASP:OD1	2.63	0.51
1:A:83:GLN:O	1:A:85:LEU:N	2.44	0.51
1:A:165:GLN:HE22	1:A:252:ASP:HB3	1.75	0.51
1:A:173:ILE:O	1:A:176:GLY:N	2.44	0.51
1:A:555:GLN:CG	1:A:556:MET:N	2.73	0.51
1:B:579:THR:C	1:B:581:GLN:H	2.13	0.51
1:C:189:ASP:C	1:C:191:GLU:N	2.58	0.51
1:C:792:VAL:CG1	1:C:796:ILE:HD11	2.37	0.51
1:D:401:ILE:HG21	1:D:485:LEU:HB3	1.93	0.51
1:E:76:LEU:O	1:E:79:ILE:N	2.44	0.51
1:E:234:LEU:HD23	1:E:235:THR:H	1.75	0.51
1:E:555:GLN:CG	1:E:556:MET:N	2.73	0.51
1:E:716:LYS:O	1:E:717:LYS:C	2.49	0.51
1:F:89:ILE:HG21	1:F:175:LYS:HE2	1.92	0.51
1:F:357:TRP:HA	1:F:418:ILE:CG2	2.41	0.51
1:F:401:ILE:HG21	1:F:485:LEU:HB3	1.93	0.51
1:F:585:GLU:HB3	1:F:586:PHE:CD1	2.46	0.51
1:F:597:ASN:HD21	1:F:599:GLU:C	2.14	0.51
1:F:792:VAL:O	1:F:796:ILE:HG12	2.10	0.51
2:J:94:LYS:NZ	2:J:94:LYS:HB3	2.26	0.51
2:L:16:PHE:CE1	2:L:27:ILE:HD13	2.46	0.51
1:A:164:GLU:C	1:A:166:SER:H	2.13	0.51
1:B:93:VAL:HG21	1:B:245:PHE:CZ	2.46	0.51
1:B:630:ARG:HG3	1:B:630:ARG:HH11	1.76	0.51
1:C:515:LYS:O	1:C:515:LYS:HG2	2.09	0.51
1:C:585:GLU:OE1	1:C:585:GLU:HA	2.11	0.51
1:D:135:VAL:N	1:D:136:PRO:CD	2.74	0.51
1:D:434:LEU:C	1:D:434:LEU:CD1	2.80	0.51
1:D:579:THR:C	1:D:581:GLN:H	2.14	0.51
1:E:145:LYS:CB	1:E:151:LYS:HB2	2.41	0.51
1:E:243:LEU:HA	1:E:246:SER:OG	2.11	0.51
1:E:401:ILE:HG21	1:E:485:LEU:HB3	1.93	0.51
1:E:447:SER:OG	1:E:448:ASP:N	2.43	0.51
1:E:584:GLU:HG2	1:E:630:ARG:HB2	1.93	0.51
1:F:322:LEU:HD13	1:F:556:MET:CE	2.41	0.51
1:F:678:VAL:HG22	1:F:745:TYR:CD2	2.45	0.51

*Continued on next page...*

*Continued from previous page...*

Atom-1	Atom-2	Interatomic distance (Å)	Clash overlap (Å)
2:H:95:ASP:OD2	2:H:97:ASN:CG	2.49	0.51
1:A:248:TYR:CD1	1:A:268:MET:CB	2.92	0.51
1:A:275:GLY:HA2	1:A:278:LYS:NZ	2.25	0.51
1:A:397:GLU:HG3	1:A:480:ASN:HB3	1.91	0.51
1:A:654:ILE:HG22	1:A:655:ASN:ND2	2.26	0.51
1:B:401:ILE:HG21	1:B:485:LEU:HB3	1.93	0.51
1:B:593:ILE:O	1:B:604:LEU:HA	2.10	0.51
1:B:668:SER:CA	2:I:14:GLU:HG3	2.39	0.51
1:B:715:GLU:HG3	1:B:767:GLN:HE22	1.73	0.51
1:B:721:SER:C	1:B:723:PHE:N	2.63	0.51
1:C:327:LEU:HG	1:C:595:ILE:CG1	2.25	0.51
1:D:248:TYR:CD1	1:D:268:MET:CB	2.93	0.51
1:D:585:GLU:HB3	1:D:586:PHE:CD1	2.45	0.51
1:D:654:ILE:HG22	1:D:655:ASN:ND2	2.26	0.51
1:E:100:LEU:CD1	1:E:182:ILE:HG21	2.38	0.51
1:E:365:PRO:HB2	1:E:367:ASP:O	2.11	0.51
1:E:579:THR:C	1:E:581:GLN:H	2.13	0.51
1:E:581:GLN:HA	1:E:581:GLN:HE21	1.76	0.51
1:F:248:TYR:CD1	1:F:268:MET:CB	2.91	0.51
2:H:24:ASP:OD1	2:H:25:GLY:N	2.37	0.51
2:H:50:ASP:O	2:H:54:GLU:HB2	2.10	0.51
2:J:50:ASP:O	2:J:54:GLU:HB2	2.11	0.51
2:J:146:THR:O	2:J:147:ALA:C	2.49	0.51
2:K:4:ALA:HB1	2:K:8:GLN:HG2	1.92	0.51
2:L:97:ASN:H	2:L:97:ASN:HD22	1.59	0.51
1:A:135:VAL:N	1:A:136:PRO:CD	2.74	0.50
1:A:752:LEU:O	1:A:756:ILE:HG12	2.11	0.50
1:B:160:ALA:O	1:B:161:ILE:CG1	2.58	0.50
1:B:357:TRP:HA	1:B:418:ILE:CG2	2.41	0.50
1:B:376:GLN:O	1:B:378:LEU:N	2.44	0.50
1:C:70:GLU:CB	1:C:107:THR:HG22	2.40	0.50
1:C:135:VAL:N	1:C:136:PRO:CD	2.74	0.50
1:C:217:LYS:HB2	1:C:236:GLU:HG3	1.94	0.50
1:D:234:LEU:HD23	1:D:235:THR:H	1.75	0.50
1:D:322:LEU:HD13	1:D:556:MET:CE	2.41	0.50
1:D:478:ALA:HB1	1:D:486:LYS:C	2.31	0.50
1:D:513:TRP:CH2	2:K:113:GLY:O	2.64	0.50
1:E:218:LEU:HD11	1:E:225:ILE:HD11	1.92	0.50
1:E:461:LYS:HG3	1:E:462:ILE:H	1.75	0.50
1:E:593:ILE:O	1:E:604:LEU:HA	2.10	0.50
1:E:756:ILE:O	1:E:760:VAL:HG23	2.10	0.50

*Continued on next page...*



*Continued from previous page...*

Atom-1	Atom-2	Interatomic distance (Å)	Clash overlap (Å)
1:F:333:LYS:O	1:F:335:ALA:N	2.41	0.50
2:H:49:GLN:O	2:H:53:ASN:N	2.39	0.50
2:K:16:PHE:CE1	2:K:27:ILE:HD13	2.46	0.50
2:M:4:ALA:HB1	2:M:8:GLN:HG2	1.93	0.50
2:M:49:GLN:O	2:M:53:ASN:N	2.39	0.50
1:A:173:ILE:O	1:A:175:LYS:N	2.45	0.50
1:A:478:ALA:HB1	1:A:486:LYS:C	2.32	0.50
1:B:90:PRO:O	1:B:92:ASP:N	2.44	0.50
1:C:97:TYR:CE2	1:C:150:PRO:HB2	2.47	0.50
1:C:218:LEU:HD11	1:C:225:ILE:HD11	1.92	0.50
1:C:333:LYS:H	1:C:333:LYS:HD2	1.76	0.50
1:C:365:PRO:HB2	1:C:367:ASP:O	2.11	0.50
1:C:413:LEU:HB2	1:C:419:ILE:CD1	2.42	0.50
1:C:600:GLY:O	1:C:602:PHE:HD2	1.94	0.50
1:E:70:GLU:CB	1:E:107:THR:HG22	2.40	0.50
1:E:165:GLN:HE22	1:E:252:ASP:HB3	1.74	0.50
1:E:478:ALA:HB1	1:E:486:LYS:C	2.32	0.50
1:F:443:GLU:CD	1:F:458:LYS:HG2	2.31	0.50
2:I:94:LYS:HB3	2:I:94:LYS:NZ	2.26	0.50
2:K:93:ASP:OD1	2:K:97:ASN:ND2	2.45	0.50
2:L:95:ASP:OD2	2:L:97:ASN:CG	2.49	0.50
1:B:248:TYR:CD1	1:B:268:MET:CB	2.92	0.50
1:B:585:GLU:OE1	1:B:585:GLU:HA	2.11	0.50
1:B:756:ILE:O	1:B:760:VAL:HG23	2.10	0.50
1:C:189:ASP:HB3	1:C:190:PRO:CD	2.42	0.50
1:C:478:ALA:HB1	1:C:486:LYS:C	2.32	0.50
1:C:609:GLU:O	1:C:610:MET:C	2.49	0.50
1:C:630:ARG:HG3	1:C:630:ARG:HH11	1.77	0.50
1:D:520:PRO:CG	1:D:521:ASN:H	2.14	0.50
1:D:752:LEU:O	1:D:756:ILE:HG12	2.12	0.50
1:E:722:ILE:HD13	1:E:764:LEU:CD2	2.38	0.50
1:F:583:ASN:ND2	1:F:587:PRO:HA	2.26	0.50
1:F:600:GLY:O	1:F:602:PHE:HD2	1.93	0.50
2:M:16:PHE:HE1	2:M:27:ILE:HG12	1.77	0.50
2:M:50:ASP:O	2:M:54:GLU:HB2	2.10	0.50
2:M:89:PHE:HD1	2:M:141:PHE:CD2	2.30	0.50
1:A:630:ARG:HG3	1:A:630:ARG:HH11	1.77	0.50
1:B:325:TYR:CD1	1:B:598:PRO:HD3	2.46	0.50
1:B:716:LYS:O	1:B:717:LYS:C	2.49	0.50
1:C:184:LYS:CE	1:C:193:LEU:HD12	2.36	0.50
1:D:71:PHE:CD1	1:D:108:ASP:OD1	2.64	0.50

*Continued on next page...*



*Continued from previous page...*

Atom-1	Atom-2	Interatomic distance (Å)	Clash overlap (Å)
1:D:97:TYR:CE2	1:D:150:PRO:HB2	2.46	0.50
1:D:173:ILE:O	1:D:175:LYS:N	2.45	0.50
1:F:83:GLN:O	1:F:85:LEU:N	2.45	0.50
1:F:115:LYS:HB2	1:F:118:GLN:CG	2.42	0.50
1:F:165:GLN:HE22	1:F:252:ASP:HB3	1.75	0.50
1:F:218:LEU:HD11	1:F:225:ILE:HD11	1.92	0.50
1:F:243:LEU:HA	1:F:246:SER:OG	2.11	0.50
2:I:137:ASN:OD1	2:I:139:GLU:HB2	2.12	0.50
2:J:4:ALA:HB1	2:J:8:GLN:HG2	1.93	0.50
2:K:16:PHE:HE1	2:K:27:ILE:HG12	1.76	0.50
2:K:89:PHE:HD1	2:K:141:PHE:CD2	2.29	0.50
2:L:4:ALA:HB1	2:L:8:GLN:HG2	1.94	0.50
2:M:16:PHE:CE1	2:M:27:ILE:HD13	2.46	0.50
1:A:173:ILE:C	1:A:175:LYS:N	2.64	0.50
1:A:217:LYS:HB2	1:A:236:GLU:HG3	1.93	0.50
1:A:401:ILE:HG21	1:A:485:LEU:HB3	1.94	0.50
1:A:716:LYS:O	1:A:717:LYS:C	2.50	0.50
1:B:71:PHE:CD1	1:B:108:ASP:OD1	2.64	0.50
1:B:141:PHE:N	1:B:141:PHE:CD1	2.73	0.50
1:B:697:ILE:CG2	1:B:732:ILE:HD11	2.34	0.50
1:B:713:SER:O	1:B:716:LYS:HB3	2.11	0.50
1:C:115:LYS:HB2	1:C:118:GLN:CG	2.42	0.50
1:C:583:ASN:ND2	1:C:587:PRO:HA	2.26	0.50
1:D:254:ARG:HB3	1:D:254:ARG:NH1	2.18	0.50
1:E:325:TYR:CD1	1:E:598:PRO:HD3	2.46	0.50
1:E:357:TRP:HA	1:E:418:ILE:CG2	2.41	0.50
1:E:368:GLN:C	1:E:370:LEU:H	2.15	0.50
1:E:455:TYR:O	1:E:471:TRP:HA	2.12	0.50
1:E:583:ASN:ND2	1:E:587:PRO:HA	2.27	0.50
1:F:368:GLN:C	1:F:370:LEU:H	2.15	0.50
1:F:461:LYS:HG3	1:F:462:ILE:H	1.75	0.50
1:F:579:THR:C	1:F:581:GLN:H	2.13	0.50
2:H:37:ARG:O	2:H:40:GLY:N	2.45	0.50
2:I:81:SER:O	2:I:82:GLU:C	2.50	0.50
2:J:16:PHE:CE1	2:J:27:ILE:HD13	2.46	0.50
2:J:89:PHE:HD1	2:J:141:PHE:CD2	2.30	0.50
2:K:105:LEU:HD21	2:K:124:MET:SD	2.52	0.50
2:L:93:ASP:OD1	2:L:97:ASN:ND2	2.44	0.50
1:A:85:LEU:HD12	1:A:168:GLU:OE1	2.12	0.50
1:A:318:ILE:H	1:A:318:ILE:CD1	2.13	0.50
1:A:678:VAL:HG22	1:A:745:TYR:CD2	2.46	0.50

*Continued on next page...*

*Continued from previous page...*

Atom-1	Atom-2	Interatomic distance (Å)	Clash overlap (Å)
1:B:90:PRO:HG2	1:B:93:VAL:CG1	2.42	0.50
1:B:389:LYS:CG	1:B:393:GLU:HG3	2.42	0.50
1:B:694:VAL:CG2	1:B:695:LYS:N	2.74	0.50
1:C:83:GLN:O	1:C:85:LEU:N	2.45	0.50
1:C:333:LYS:O	1:C:335:ALA:N	2.41	0.50
1:C:357:TRP:HA	1:C:418:ILE:CG2	2.41	0.50
1:C:549:LEU:HG	1:C:550:SER:O	2.11	0.50
1:D:217:LYS:HB2	1:D:236:GLU:HG3	1.94	0.50
1:D:333:LYS:HD2	1:D:333:LYS:H	1.76	0.50
1:D:597:ASN:OD1	1:D:598:PRO:HD2	2.12	0.50
1:D:759:GLN:HA	1:D:759:GLN:HE21	1.76	0.50
1:E:115:LYS:HB2	1:E:118:GLN:CG	2.42	0.50
1:E:600:GLY:O	1:E:602:PHE:HD2	1.94	0.50
1:E:629:ASN:ND2	1:E:631:SER:H	2.10	0.50
1:F:593:ILE:O	1:F:604:LEU:HA	2.11	0.50
2:J:37:ARG:O	2:J:40:GLY:N	2.45	0.50
2:J:137:ASN:OD1	2:J:139:GLU:HB2	2.12	0.50
2:K:94:LYS:NZ	2:K:94:LYS:HB3	2.26	0.50
1:A:600:GLY:O	1:A:602:PHE:HD2	1.94	0.50
1:A:680:LYS:HG2	1:A:681:ASP:H	1.76	0.50
1:B:76:LEU:O	1:B:79:ILE:N	2.44	0.50
1:B:322:LEU:HD13	1:B:556:MET:CE	2.42	0.50
1:B:365:PRO:HB2	1:B:367:ASP:O	2.12	0.50
1:B:443:GLU:CD	1:B:458:LYS:HG2	2.31	0.50
1:B:597:ASN:OD1	1:B:598:PRO:HD2	2.12	0.50
1:C:100:LEU:CD1	1:C:182:ILE:HG21	2.39	0.50
1:C:173:ILE:HD12	1:C:243:LEU:HD21	1.93	0.50
1:C:754:GLU:CG	1:C:758:ASN:HD21	2.25	0.50
1:C:764:LEU:C	1:C:766:HIS:N	2.64	0.50
1:D:165:GLN:HE22	1:D:252:ASP:HB3	1.75	0.50
1:D:173:ILE:C	1:D:175:LYS:N	2.65	0.50
1:E:173:ILE:O	1:E:175:LYS:N	2.45	0.50
1:E:220:LEU:HG	1:E:223:LYS:HB2	1.94	0.50
1:E:561:ASN:C	1:E:563:ALA:N	2.65	0.50
1:E:788:ASP:O	1:E:792:VAL:HG23	2.12	0.50
1:F:234:LEU:HD23	1:F:235:THR:H	1.75	0.50
1:F:691:LYS:O	1:F:694:VAL:HG22	2.12	0.50
2:H:12:PHE:CD1	2:H:72:MET:HG3	2.47	0.50
2:H:16:PHE:HE1	2:H:27:ILE:HG12	1.77	0.50
2:M:105:LEU:HD21	2:M:124:MET:SD	2.52	0.50
1:A:189:ASP:O	1:A:191:GLU:N	2.40	0.50

*Continued on next page...*

*Continued from previous page...*

Atom-1	Atom-2	Interatomic distance (Å)	Clash overlap (Å)
1:A:413:LEU:HB2	1:A:419:ILE:CD1	2.42	0.50
1:A:579:THR:C	1:A:581:GLN:H	2.14	0.50
1:B:115:LYS:HB2	1:B:118:GLN:CG	2.42	0.50
1:B:281:GLU:O	1:B:285:LYS:HG2	2.12	0.50
1:B:752:LEU:O	1:B:756:ILE:HG12	2.11	0.50
1:C:243:LEU:HA	1:C:246:SER:OG	2.11	0.50
1:C:306:GLY:HA3	1:C:331:VAL:O	2.12	0.50
1:C:360:VAL:HG11	1:C:370:LEU:CD2	2.37	0.50
1:C:495:PHE:O	1:C:495:PHE:CD1	2.65	0.50
1:C:678:VAL:HG22	1:C:745:TYR:CD2	2.46	0.50
1:C:788:ASP:O	1:C:792:VAL:HG23	2.12	0.50
1:D:90:PRO:HG2	1:D:93:VAL:CG1	2.42	0.50
1:D:115:LYS:HB2	1:D:118:GLN:CG	2.42	0.50
1:D:279:ILE:H	1:D:279:ILE:CD1	2.20	0.50
1:D:288:VAL:O	1:D:292:ARG:HG2	2.12	0.50
1:D:288:VAL:HG12	1:D:292:ARG:NH2	2.27	0.50
1:D:583:ASN:ND2	1:D:587:PRO:HA	2.26	0.50
1:E:549:LEU:HG	1:E:550:SER:O	2.11	0.50
1:F:107:THR:HG21	1:F:115:LYS:HE3	1.94	0.50
1:F:214:PHE:CB	1:F:218:LEU:HB3	2.41	0.50
1:F:217:LYS:HB2	1:F:236:GLU:HG3	1.94	0.50
1:F:495:PHE:O	1:F:495:PHE:CD1	2.65	0.50
1:F:716:LYS:O	1:F:717:LYS:C	2.49	0.50
2:H:4:ALA:HB1	2:H:8:GLN:HG2	1.94	0.50
2:H:117:THR:C	2:H:119:GLU:N	2.66	0.50
2:I:52:ILE:HG23	2:I:53:ASN:N	2.27	0.50
2:I:93:ASP:OD1	2:I:97:ASN:ND2	2.45	0.50
2:J:12:PHE:CD1	2:J:72:MET:HG3	2.47	0.50
2:M:81:SER:O	2:M:82:GLU:C	2.51	0.50
1:A:792:VAL:CG1	1:A:796:ILE:HD11	2.37	0.50
1:B:165:GLN:HE22	1:B:252:ASP:HB3	1.75	0.50
1:B:173:ILE:O	1:B:175:LYS:N	2.45	0.50
1:C:76:LEU:O	1:C:79:ILE:N	2.45	0.50
1:C:90:PRO:O	1:C:92:ASP:N	2.45	0.50
1:C:597:ASN:OD1	1:C:598:PRO:HD2	2.12	0.50
1:C:691:LYS:O	1:C:694:VAL:HG22	2.12	0.50
1:D:76:LEU:O	1:D:79:ILE:N	2.45	0.50
1:E:90:PRO:O	1:E:92:ASP:N	2.45	0.50
1:E:165:GLN:C	1:E:167:LYS:N	2.65	0.50
1:E:495:PHE:O	1:E:495:PHE:CD1	2.65	0.50
1:E:680:LYS:HG2	1:E:681:ASP:H	1.76	0.50

*Continued on next page...*

*Continued from previous page...*

Atom-1	Atom-2	Interatomic distance (Å)	Clash overlap (Å)
1:F:90:PRO:HG2	1:F:93:VAL:CG1	2.42	0.50
1:F:142:VAL:CG2	1:F:154:ILE:HD12	2.37	0.50
1:F:188:LEU:N	1:F:188:LEU:CD2	2.56	0.50
1:F:327:LEU:HG	1:F:595:ILE:CG1	2.26	0.50
1:F:395:GLU:OE1	1:F:395:GLU:N	2.45	0.50
1:F:711:ILE:C	1:F:712:PHE:HD2	2.16	0.50
2:H:105:LEU:HD21	2:H:124:MET:SD	2.51	0.50
2:L:37:ARG:O	2:L:40:GLY:N	2.45	0.50
1:A:173:ILE:HD12	1:A:243:LEU:HD21	1.94	0.49
1:A:175:LYS:HB2	1:A:175:LYS:HZ3	1.75	0.49
1:A:288:VAL:HG12	1:A:292:ARG:HH22	1.77	0.49
1:A:584:GLU:HG2	1:A:630:ARG:HB2	1.94	0.49
1:A:587:PRO:HD2	1:A:639:ASN:HD21	1.77	0.49
1:B:153:ILE:C	1:B:154:ILE:HD13	2.32	0.49
1:B:333:LYS:O	1:B:335:ALA:N	2.43	0.49
1:B:587:PRO:HD2	1:B:639:ASN:HD21	1.77	0.49
1:B:609:GLU:O	1:B:610:MET:C	2.49	0.49
1:C:173:ILE:O	1:C:175:LYS:N	2.44	0.49
1:C:254:ARG:HD2	1:C:254:ARG:N	2.18	0.49
1:C:520:PRO:HG2	1:C:521:ASN:N	2.19	0.49
1:C:716:LYS:O	1:C:717:LYS:C	2.49	0.49
1:D:175:LYS:HB2	1:D:175:LYS:HZ2	1.77	0.49
1:D:593:ILE:O	1:D:604:LEU:HA	2.12	0.49
1:D:678:VAL:HG22	1:D:745:TYR:CD2	2.46	0.49
1:D:792:VAL:CG1	1:D:796:ILE:HD11	2.37	0.49
1:E:71:PHE:CD1	1:E:108:ASP:OD1	2.64	0.49
1:E:322:LEU:HD13	1:E:556:MET:CE	2.42	0.49
1:E:513:TRP:CH2	2:L:114:GLU:HB2	2.47	0.49
1:E:711:ILE:C	1:E:712:PHE:HD2	2.16	0.49
1:F:365:PRO:HB2	1:F:367:ASP:O	2.12	0.49
1:F:455:TYR:O	1:F:471:TRP:HA	2.12	0.49
2:K:21:LYS:O	2:K:23:GLY:N	2.37	0.49
2:K:146:THR:O	2:K:147:ALA:C	2.49	0.49
1:A:357:TRP:HA	1:A:418:ILE:CG2	2.41	0.49
1:A:365:PRO:HB2	1:A:367:ASP:O	2.12	0.49
1:B:112:VAL:C	1:B:114:HIS:N	2.65	0.49
1:B:658:PRO:HG3	1:B:752:LEU:HD22	1.94	0.49
1:B:711:ILE:C	1:B:712:PHE:HD2	2.16	0.49
1:C:107:THR:HG21	1:C:115:LYS:HE3	1.95	0.49
1:C:288:VAL:O	1:C:292:ARG:HG2	2.12	0.49
1:C:520:PRO:CG	1:C:521:ASN:H	2.15	0.49

*Continued on next page...*

*Continued from previous page...*

Atom-1	Atom-2	Interatomic distance (Å)	Clash overlap (Å)
1:D:145:LYS:CB	1:D:151:LYS:HB2	2.41	0.49
1:D:357:TRP:HA	1:D:418:ILE:CG2	2.41	0.49
1:D:413:LEU:HB2	1:D:419:ILE:CD1	2.42	0.49
1:D:581:GLN:HA	1:D:581:GLN:HE21	1.76	0.49
1:E:306:GLY:HA3	1:E:331:VAL:O	2.12	0.49
1:E:517:VAL:HG23	1:E:518:ASN:ND2	2.28	0.49
1:F:165:GLN:C	1:F:167:LYS:N	2.65	0.49
1:F:413:LEU:HB2	1:F:419:ILE:CD1	2.42	0.49
1:F:597:ASN:OD1	1:F:598:PRO:HD2	2.12	0.49
2:H:16:PHE:CE1	2:H:27:ILE:CD1	2.95	0.49
2:H:16:PHE:CE1	2:H:27:ILE:HD13	2.47	0.49
2:I:49:GLN:O	2:I:53:ASN:N	2.39	0.49
2:I:89:PHE:HD1	2:I:141:PHE:CD2	2.30	0.49
2:J:93:ASP:OD1	2:J:97:ASN:ND2	2.44	0.49
2:K:81:SER:O	2:K:82:GLU:C	2.50	0.49
1:A:76:LEU:O	1:A:79:ILE:N	2.45	0.49
1:A:112:VAL:C	1:A:114:HIS:N	2.65	0.49
1:A:385:LEU:O	1:A:385:LEU:HD13	2.12	0.49
1:A:395:GLU:N	1:A:395:GLU:OE1	2.46	0.49
1:A:500:SER:O	1:A:501:LEU:C	2.50	0.49
1:A:668:SER:CA	2:H:14:GLU:HG3	2.40	0.49
1:A:694:VAL:CG2	1:A:695:LYS:N	2.75	0.49
1:B:306:GLY:HA3	1:B:331:VAL:O	2.12	0.49
1:B:461:LYS:HG3	1:B:462:ILE:H	1.76	0.49
1:B:500:SER:O	1:B:501:LEU:C	2.50	0.49
1:B:517:VAL:HG23	1:B:518:ASN:ND2	2.27	0.49
1:B:654:ILE:HG22	1:B:655:ASN:ND2	2.26	0.49
1:C:389:LYS:CG	1:C:393:GLU:HG3	2.42	0.49
1:C:395:GLU:OE1	1:C:395:GLU:N	2.45	0.49
1:C:632:TYR:O	1:C:633:ASN:CB	2.58	0.49
1:D:77:ASP:O	1:D:81:GLN:CB	2.60	0.49
1:D:112:VAL:C	1:D:114:HIS:N	2.65	0.49
1:D:165:GLN:C	1:D:167:LYS:N	2.65	0.49
1:E:173:ILE:HD12	1:E:243:LEU:HD21	1.94	0.49
1:E:281:GLU:O	1:E:285:LYS:HG2	2.12	0.49
1:E:385:LEU:O	1:E:385:LEU:HD13	2.12	0.49
1:F:549:LEU:HG	1:F:550:SER:O	2.11	0.49
1:F:609:GLU:O	1:F:610:MET:C	2.50	0.49
2:I:97:ASN:H	2:I:97:ASN:HD22	1.59	0.49
2:K:137:ASN:OD1	2:K:139:GLU:HB2	2.12	0.49
2:L:16:PHE:CE1	2:L:27:ILE:CD1	2.94	0.49

*Continued on next page...*

*Continued from previous page...*

Atom-1	Atom-2	Interatomic distance (Å)	Clash overlap (Å)
1:A:327:LEU:CG	1:A:595:ILE:HG12	2.27	0.49
1:B:173:ILE:HD12	1:B:243:LEU:HD21	1.93	0.49
1:B:455:TYR:O	1:B:471:TRP:HA	2.12	0.49
1:C:142:VAL:CG2	1:C:154:ILE:HD12	2.39	0.49
1:C:694:VAL:CG2	1:C:695:LYS:N	2.75	0.49
1:D:141:PHE:HD1	1:D:141:PHE:N	2.01	0.49
1:D:153:ILE:C	1:D:154:ILE:HD13	2.32	0.49
1:D:711:ILE:C	1:D:712:PHE:HD2	2.16	0.49
1:E:515:LYS:O	1:E:515:LYS:HG2	2.10	0.49
1:E:587:PRO:HD2	1:E:639:ASN:HD21	1.77	0.49
1:F:173:ILE:O	1:F:175:LYS:N	2.46	0.49
2:K:16:PHE:CE1	2:K:27:ILE:CD1	2.95	0.49
1:A:97:TYR:CE2	1:A:150:PRO:HB2	2.47	0.49
1:A:597:ASN:OD1	1:A:598:PRO:HD2	2.13	0.49
1:A:711:ILE:C	1:A:712:PHE:HD2	2.16	0.49
1:A:754:GLU:CG	1:A:758:ASN:HD21	2.25	0.49
1:A:788:ASP:O	1:A:792:VAL:HG23	2.12	0.49
1:B:148:GLU:CG	1:B:149:THR:N	2.68	0.49
1:B:165:GLN:C	1:B:167:LYS:N	2.66	0.49
1:C:318:ILE:H	1:C:318:ILE:CD1	2.11	0.49
1:C:368:GLN:C	1:C:370:LEU:H	2.15	0.49
1:D:296:LEU:O	1:D:301:ALA:HB2	2.13	0.49
1:D:517:VAL:HG23	1:D:518:ASN:ND2	2.28	0.49
1:E:389:LYS:CG	1:E:393:GLU:HG3	2.43	0.49
1:F:173:ILE:HD12	1:F:243:LEU:HD21	1.93	0.49
1:F:520:PRO:CG	1:F:521:ASN:H	2.15	0.49
2:J:95:ASP:OD2	2:J:97:ASN:CG	2.50	0.49
2:L:146:THR:O	2:L:147:ALA:C	2.50	0.49
2:M:37:ARG:O	2:M:40:GLY:N	2.46	0.49
2:M:137:ASN:OD1	2:M:139:GLU:HB2	2.13	0.49
1:A:281:GLU:O	1:A:285:LYS:HG2	2.13	0.49
1:A:657:ILE:HB	1:A:759:GLN:HG2	1.94	0.49
1:B:217:LYS:HB2	1:B:236:GLU:HG3	1.94	0.49
1:B:325:TYR:C	1:B:326:ILE:HG13	2.33	0.49
1:B:543:ASP:OD1	1:B:544:SER:N	2.45	0.49
1:C:500:SER:O	1:C:501:LEU:C	2.50	0.49
1:D:107:THR:HG21	1:D:115:LYS:HE3	1.94	0.49
1:D:306:GLY:HA3	1:D:331:VAL:O	2.12	0.49
1:D:587:PRO:HD2	1:D:639:ASN:HD21	1.77	0.49
1:D:600:GLY:O	1:D:602:PHE:HD2	1.94	0.49
1:D:609:GLU:O	1:D:610:MET:C	2.50	0.49

*Continued on next page...*

*Continued from previous page...*

Atom-1	Atom-2	Interatomic distance (Å)	Clash overlap (Å)
1:E:533:LEU:O	1:E:533:LEU:HD13	2.13	0.49
1:E:694:VAL:CG2	1:E:695:LYS:N	2.75	0.49
1:F:145:LYS:CB	1:F:151:LYS:HB2	2.42	0.49
1:F:443:GLU:HG3	1:F:458:LYS:CG	2.43	0.49
2:I:89:PHE:C	2:I:91:VAL:N	2.66	0.49
2:K:49:GLN:O	2:K:53:ASN:N	2.40	0.49
2:K:52:ILE:HG23	2:K:53:ASN:N	2.28	0.49
2:L:52:ILE:HG23	2:L:53:ASN:N	2.28	0.49
2:L:89:PHE:HD1	2:L:141:PHE:CD2	2.30	0.49
1:A:609:GLU:O	1:A:610:MET:C	2.50	0.49
1:B:495:PHE:O	1:B:495:PHE:CD1	2.66	0.49
1:C:234:LEU:HD23	1:C:235:THR:H	1.75	0.49
1:C:461:LYS:HG3	1:C:462:ILE:H	1.76	0.49
1:C:543:ASP:OD1	1:C:544:SER:N	2.46	0.49
1:C:636:ALA:O	1:C:640:LYS:HA	2.13	0.49
1:D:148:GLU:HG3	1:D:149:THR:H	1.73	0.49
1:D:173:ILE:HD12	1:D:243:LEU:HD21	1.93	0.49
1:D:365:PRO:HB2	1:D:367:ASP:O	2.12	0.49
1:D:513:TRP:CH2	2:K:114:GLU:HB2	2.47	0.49
1:D:657:ILE:HG21	1:D:704:TYR:CG	2.48	0.49
1:E:654:ILE:HG22	1:E:655:ASN:ND2	2.28	0.49
1:F:562:GLU:O	1:F:562:GLU:HG3	2.11	0.49
2:I:4:ALA:HB1	2:I:8:GLN:HG2	1.93	0.49
2:J:52:ILE:HG23	2:J:53:ASN:N	2.28	0.49
2:K:13:LYS:NZ	2:K:65:PHE:CB	2.76	0.49
2:K:95:ASP:OD2	2:K:97:ASN:CG	2.50	0.49
2:M:16:PHE:CE1	2:M:27:ILE:CD1	2.95	0.49
1:A:90:PRO:O	1:A:92:ASP:N	2.45	0.49
1:A:115:LYS:HB2	1:A:118:GLN:CG	2.42	0.49
1:A:165:GLN:C	1:A:167:LYS:N	2.65	0.49
1:A:443:GLU:HG3	1:A:458:LYS:CG	2.42	0.49
1:A:533:LEU:O	1:A:533:LEU:HD13	2.12	0.49
1:A:756:ILE:O	1:A:760:VAL:HG23	2.11	0.49
1:A:759:GLN:HA	1:A:759:GLN:HE21	1.77	0.49
1:B:324:THR:CG2	1:B:499:PRO:HA	2.43	0.49
1:B:403:LEU:HD22	1:B:474:ILE:HG21	1.95	0.49
1:B:657:ILE:HB	1:B:759:GLN:HG2	1.95	0.49
1:B:759:GLN:HA	1:B:759:GLN:HE21	1.77	0.49
1:B:767:GLN:CG	1:B:768:LYS:HG2	2.42	0.49
1:B:783:THR:HG22	1:B:784:GLU:N	2.27	0.49
1:B:788:ASP:O	1:B:792:VAL:HG23	2.13	0.49

*Continued on next page...*



*Continued from previous page...*

Atom-1	Atom-2	Interatomic distance (Å)	Clash overlap (Å)
1:C:90:PRO:HG2	1:C:93:VAL:CG1	2.43	0.49
1:C:153:ILE:C	1:C:154:ILE:HD13	2.32	0.49
1:C:214:PHE:CB	1:C:218:LEU:HB3	2.41	0.49
1:C:322:LEU:HD13	1:C:556:MET:CE	2.42	0.49
1:C:376:GLN:O	1:C:378:LEU:N	2.45	0.49
1:C:401:ILE:HG21	1:C:485:LEU:HB3	1.95	0.49
1:C:593:ILE:O	1:C:604:LEU:HA	2.12	0.49
1:C:713:SER:O	1:C:716:LYS:N	2.39	0.49
1:C:755:ARG:O	1:C:756:ILE:C	2.50	0.49
1:D:443:GLU:HG3	1:D:458:LYS:CG	2.43	0.49
1:D:495:PHE:O	1:D:495:PHE:CD1	2.66	0.49
1:E:97:TYR:CE2	1:E:150:PRO:HB2	2.47	0.49
1:E:217:LYS:HB2	1:E:236:GLU:HG3	1.94	0.49
1:E:376:GLN:O	1:E:378:LEU:N	2.46	0.49
1:E:403:LEU:HD22	1:E:474:ILE:HG21	1.95	0.49
1:E:500:SER:O	1:E:501:LEU:C	2.50	0.49
1:E:657:ILE:HG21	1:E:704:TYR:CG	2.48	0.49
1:E:668:SER:CA	2:L:14:GLU:HG3	2.41	0.49
1:E:755:ARG:O	1:E:756:ILE:C	2.51	0.49
1:E:783:THR:HG22	1:E:784:GLU:N	2.28	0.49
1:F:76:LEU:O	1:F:79:ILE:N	2.45	0.49
1:F:116:GLU:O	1:F:117:LEU:HD22	2.13	0.49
1:F:306:GLY:HA3	1:F:331:VAL:O	2.12	0.49
1:F:517:VAL:HG23	1:F:518:ASN:ND2	2.28	0.49
1:F:759:GLN:HE21	1:F:759:GLN:HA	1.78	0.49
2:H:52:ILE:HG23	2:H:53:ASN:N	2.28	0.49
2:J:16:PHE:HE1	2:J:27:ILE:HG12	1.76	0.49
2:J:117:THR:C	2:J:119:GLU:N	2.66	0.49
2:K:37:ARG:O	2:K:40:GLY:N	2.46	0.49
2:M:93:ASP:OD1	2:M:97:ASN:ND2	2.46	0.49
1:A:561:ASN:C	1:A:563:ALA:N	2.66	0.49
1:A:581:GLN:HA	1:A:581:GLN:HE21	1.77	0.49
1:B:214:PHE:CB	1:B:218:LEU:HB3	2.41	0.49
1:C:165:GLN:CD	1:C:252:ASP:HB3	2.34	0.49
1:C:225:ILE:HG23	1:C:229:PHE:CE2	2.47	0.49
1:C:288:VAL:HG12	1:C:292:ARG:NH2	2.27	0.49
1:C:443:GLU:HG3	1:C:458:LYS:CG	2.43	0.49
1:C:759:GLN:HE21	1:C:759:GLN:HA	1.77	0.49
1:D:754:GLU:CG	1:D:758:ASN:HD21	2.26	0.49
1:E:90:PRO:HG2	1:E:93:VAL:CG1	2.42	0.49
1:E:443:GLU:HG3	1:E:458:LYS:CG	2.43	0.49

*Continued on next page...*

*Continued from previous page...*

Atom-1	Atom-2	Interatomic distance (Å)	Clash overlap (Å)
1:F:97:TYR:CE2	1:F:150:PRO:HB2	2.47	0.49
1:F:318:ILE:H	1:F:318:ILE:CD1	2.13	0.49
1:F:783:THR:HG22	1:F:784:GLU:N	2.27	0.49
2:I:65:PHE:CD1	2:I:65:PHE:N	2.70	0.49
2:J:12:PHE:HE1	2:J:72:MET:CG	2.25	0.49
2:J:16:PHE:CE1	2:J:27:ILE:CD1	2.95	0.49
2:J:89:PHE:C	2:J:91:VAL:N	2.65	0.49
2:K:12:PHE:CD1	2:K:72:MET:HG3	2.48	0.49
2:L:13:LYS:NZ	2:L:65:PHE:CB	2.76	0.49
2:L:65:PHE:CD1	2:L:65:PHE:N	2.70	0.49
2:L:137:ASN:OD1	2:L:139:GLU:HB2	2.13	0.49
1:A:742:ALA:HB1	1:A:744:GLU:CD	2.33	0.49
1:B:97:TYR:CE2	1:B:150:PRO:HB2	2.47	0.49
1:B:107:THR:HG21	1:B:115:LYS:HE3	1.94	0.49
1:B:145:LYS:CB	1:B:151:LYS:HB2	2.43	0.49
1:B:360:VAL:HG11	1:B:370:LEU:CD2	2.37	0.49
1:B:368:GLN:C	1:B:370:LEU:H	2.15	0.49
1:B:413:LEU:HB2	1:B:419:ILE:CD1	2.42	0.49
1:B:678:VAL:HG22	1:B:745:TYR:CD2	2.48	0.49
1:B:754:GLU:CG	1:B:758:ASN:HD21	2.25	0.49
1:C:270:LYS:HA	1:C:273:LYS:CG	2.43	0.49
1:C:270:LYS:HA	1:C:273:LYS:HB2	1.95	0.49
1:C:587:PRO:HD2	1:C:639:ASN:HD21	1.77	0.49
1:D:248:TYR:HD2	1:D:248:TYR:C	2.17	0.49
1:D:270:LYS:HA	1:D:273:LYS:HB2	1.95	0.49
1:D:543:ASP:OD1	1:D:544:SER:N	2.46	0.49
1:E:360:VAL:HG11	1:E:370:LEU:CD2	2.36	0.49
1:E:413:LEU:HB2	1:E:419:ILE:CD1	2.42	0.49
1:E:597:ASN:ND2	1:E:601:GLU:HG3	2.28	0.49
1:F:324:THR:CG2	1:F:499:PRO:HA	2.43	0.49
1:F:657:ILE:HG21	1:F:704:TYR:CG	2.48	0.49
1:F:755:ARG:O	1:F:756:ILE:C	2.51	0.49
1:A:77:ASP:O	1:A:81:GLN:CB	2.60	0.48
1:A:115:LYS:NZ	1:A:116:GLU:H	2.05	0.48
1:A:583:ASN:ND2	1:A:587:PRO:HA	2.27	0.48
1:A:657:ILE:HG21	1:A:704:TYR:CG	2.48	0.48
1:B:225:ILE:HG23	1:B:229:PHE:CE2	2.48	0.48
1:B:345:THR:HG21	1:B:574:VAL:HG23	1.95	0.48
1:C:296:LEU:O	1:C:301:ALA:HB2	2.13	0.48
1:C:597:ASN:ND2	1:C:601:GLU:HG3	2.28	0.48
1:C:783:THR:HG22	1:C:784:GLU:N	2.27	0.48

*Continued on next page...*

*Continued from previous page...*

Atom-1	Atom-2	Interatomic distance (Å)	Clash overlap (Å)
1:D:145:LYS:HD3	1:D:151:LYS:HD2	1.95	0.48
1:D:376:GLN:O	1:D:378:LEU:N	2.45	0.48
1:D:694:VAL:CG2	1:D:695:LYS:N	2.76	0.48
1:E:500:SER:O	1:E:503:GLU:N	2.38	0.48
1:E:543:ASP:OD1	1:E:544:SER:N	2.46	0.48
1:E:658:PRO:HG3	1:E:752:LEU:HD22	1.95	0.48
1:F:153:ILE:C	1:F:154:ILE:HD13	2.32	0.48
1:F:173:ILE:O	1:F:176:GLY:N	2.45	0.48
1:F:296:LEU:O	1:F:301:ALA:HB2	2.13	0.48
1:F:788:ASP:O	1:F:792:VAL:HG23	2.13	0.48
2:I:3:ALA:N	2:I:77:LYS:HD3	2.28	0.48
2:I:32:LEU:HD12	2:I:32:LEU:O	2.13	0.48
2:J:81:SER:O	2:J:82:GLU:C	2.50	0.48
2:J:101:SER:OG	2:J:104:GLU:OE1	2.31	0.48
2:M:117:THR:C	2:M:119:GLU:N	2.66	0.48
1:A:214:PHE:CB	1:A:218:LEU:HB3	2.41	0.48
1:A:520:PRO:HG2	1:A:521:ASN:N	2.19	0.48
1:A:543:ASP:OD1	1:A:544:SER:N	2.46	0.48
1:B:581:GLN:HA	1:B:581:GLN:HE21	1.77	0.48
1:C:112:VAL:C	1:C:114:HIS:N	2.65	0.48
1:C:175:LYS:HB2	1:C:175:LYS:HZ3	1.78	0.48
1:C:455:TYR:O	1:C:471:TRP:HA	2.13	0.48
1:D:214:PHE:CE1	1:D:218:LEU:HD23	2.48	0.48
1:D:500:SER:O	1:D:501:LEU:C	2.51	0.48
1:D:783:THR:HG22	1:D:784:GLU:N	2.28	0.48
1:E:116:GLU:O	1:E:117:LEU:HD22	2.13	0.48
1:E:142:VAL:HG22	1:E:154:ILE:CG2	2.43	0.48
1:E:530:THR:CG2	2:L:88:ALA:HB1	2.43	0.48
1:E:754:GLU:CG	1:E:758:ASN:HD21	2.25	0.48
1:F:333:LYS:H	1:F:333:LYS:HD2	1.77	0.48
1:F:652:ALA:HB1	2:M:99:TYR:HE1	1.79	0.48
2:H:65:PHE:CD1	2:H:65:PHE:N	2.70	0.48
2:H:93:ASP:OD1	2:H:97:ASN:ND2	2.46	0.48
2:I:37:ARG:O	2:I:40:GLY:N	2.46	0.48
2:I:117:THR:C	2:I:119:GLU:N	2.66	0.48
2:J:24:ASP:OD1	2:J:25:GLY:N	2.36	0.48
2:L:3:ALA:N	2:L:77:LYS:HD3	2.28	0.48
2:L:81:SER:O	2:L:82:GLU:C	2.50	0.48
2:M:12:PHE:CD1	2:M:72:MET:HG3	2.47	0.48
2:M:89:PHE:C	2:M:91:VAL:N	2.65	0.48
2:M:94:LYS:NZ	2:M:94:LYS:HB3	2.27	0.48

*Continued on next page...*

*Continued from previous page...*

Atom-1	Atom-2	Interatomic distance (Å)	Clash overlap (Å)
1:A:145:LYS:CB	1:A:151:LYS:HB2	2.42	0.48
1:A:225:ILE:HG23	1:A:229:PHE:CE2	2.48	0.48
1:A:306:GLY:HA3	1:A:331:VAL:O	2.13	0.48
1:B:385:LEU:O	1:B:385:LEU:HD13	2.13	0.48
1:D:597:ASN:ND2	1:D:601:GLU:HG3	2.28	0.48
1:D:742:ALA:HB1	1:D:744:GLU:CD	2.33	0.48
1:E:165:GLN:CD	1:E:252:ASP:HB3	2.33	0.48
1:E:742:ALA:HB1	1:E:744:GLU:CD	2.33	0.48
1:E:747:ASN:N	1:E:747:ASN:HD22	2.11	0.48
1:F:376:GLN:O	1:F:378:LEU:N	2.45	0.48
1:F:543:ASP:OD1	1:F:544:SER:N	2.46	0.48
1:F:627:TYR:CD1	1:F:627:TYR:O	2.67	0.48
1:F:710:HIS:C	1:F:712:PHE:N	2.67	0.48
2:H:12:PHE:HE1	2:H:72:MET:CG	2.26	0.48
2:H:81:SER:O	2:H:82:GLU:C	2.51	0.48
1:A:153:ILE:C	1:A:154:ILE:HD13	2.32	0.48
1:A:296:LEU:O	1:A:301:ALA:HB2	2.13	0.48
1:A:368:GLN:C	1:A:370:LEU:H	2.15	0.48
1:A:376:GLN:O	1:A:378:LEU:N	2.46	0.48
1:B:530:THR:CG2	2:I:88:ALA:HB1	2.44	0.48
1:B:561:ASN:C	1:B:563:ALA:N	2.65	0.48
1:B:657:ILE:HG21	1:B:704:TYR:CG	2.48	0.48
1:C:145:LYS:CB	1:C:151:LYS:HB2	2.43	0.48
1:C:220:LEU:HG	1:C:223:LYS:HB2	1.95	0.48
1:C:248:TYR:HD2	1:C:248:TYR:C	2.17	0.48
1:D:324:THR:CG2	1:D:499:PRO:HA	2.44	0.48
1:E:225:ILE:HG23	1:E:229:PHE:CE2	2.48	0.48
1:E:345:THR:HG21	1:E:574:VAL:HG23	1.95	0.48
1:F:220:LEU:HG	1:F:223:LYS:HB2	1.95	0.48
1:F:248:TYR:HD2	1:F:248:TYR:C	2.17	0.48
1:F:264:MET:O	1:F:268:MET:HG2	2.13	0.48
1:F:597:ASN:ND2	1:F:601:GLU:HG3	2.29	0.48
2:J:3:ALA:N	2:J:77:LYS:HD3	2.28	0.48
2:L:49:GLN:O	2:L:53:ASN:N	2.39	0.48
2:M:97:ASN:H	2:M:97:ASN:HD22	1.61	0.48
1:A:248:TYR:HD2	1:A:248:TYR:C	2.17	0.48
1:A:389:LYS:CG	1:A:393:GLU:HG3	2.43	0.48
1:B:680:LYS:HG2	1:B:681:ASP:H	1.76	0.48
1:C:173:ILE:C	1:C:175:LYS:N	2.64	0.48
1:C:517:VAL:HG23	1:C:518:ASN:ND2	2.28	0.48
1:D:205:SER:C	1:D:207:ASP:H	2.17	0.48

*Continued on next page...*

*Continued from previous page...*

Atom-1	Atom-2	Interatomic distance (Å)	Clash overlap (Å)
1:D:533:LEU:HD13	1:D:533:LEU:O	2.13	0.48
1:D:747:ASN:HD22	1:D:747:ASN:N	2.11	0.48
1:E:530:THR:O	1:E:534:ILE:HG13	2.14	0.48
1:F:281:GLU:O	1:F:285:LYS:HG2	2.12	0.48
1:F:325:TYR:C	1:F:326:ILE:HG13	2.34	0.48
2:H:110:THR:O	2:H:113:GLY:N	2.47	0.48
2:I:12:PHE:CD1	2:I:72:MET:HG3	2.48	0.48
2:I:105:LEU:HD21	2:I:124:MET:SD	2.53	0.48
2:J:13:LYS:NZ	2:J:65:PHE:CB	2.76	0.48
2:L:12:PHE:CD1	2:L:72:MET:HG3	2.47	0.48
2:L:89:PHE:C	2:L:91:VAL:N	2.65	0.48
1:A:658:PRO:HG3	1:A:752:LEU:HD22	1.95	0.48
1:A:717:LYS:HB2	2:H:132:GLY:HA3	1.96	0.48
1:B:214:PHE:CE1	1:B:218:LEU:HD23	2.49	0.48
1:B:500:SER:O	1:B:503:GLU:N	2.37	0.48
1:B:513:TRP:CH2	2:I:114:GLU:HB2	2.49	0.48
1:D:627:TYR:CD1	1:D:627:TYR:O	2.66	0.48
1:D:636:ALA:O	1:D:640:LYS:HA	2.14	0.48
1:D:657:ILE:HB	1:D:759:GLN:HG2	1.94	0.48
1:E:296:LEU:O	1:E:301:ALA:HB2	2.14	0.48
1:E:360:VAL:O	1:E:363:TYR:HB2	2.13	0.48
1:E:684:ASP:O	1:E:686:ASP:N	2.47	0.48
1:F:85:LEU:HD12	1:F:168:GLU:OE1	2.13	0.48
1:F:327:LEU:CG	1:F:595:ILE:HG12	2.26	0.48
1:F:364:ILE:HD13	1:F:364:ILE:N	2.29	0.48
1:F:446:ILE:HD11	1:F:451:ASN:HB3	1.95	0.48
1:F:694:VAL:CG2	1:F:695:LYS:N	2.76	0.48
2:I:16:PHE:CE1	2:I:27:ILE:CD1	2.94	0.48
2:K:97:ASN:H	2:K:97:ASN:HD22	1.61	0.48
2:L:127:GLU:O	2:L:127:GLU:HG2	2.13	0.48
1:A:360:VAL:HG11	1:A:370:LEU:CD2	2.37	0.48
1:A:597:ASN:ND2	1:A:601:GLU:HG3	2.29	0.48
1:B:652:ALA:HB1	2:I:99:TYR:HE1	1.79	0.48
1:C:165:GLN:C	1:C:167:LYS:N	2.65	0.48
1:C:264:MET:O	1:C:268:MET:HG2	2.14	0.48
1:C:561:ASN:C	1:C:563:ALA:N	2.66	0.48
1:D:327:LEU:CG	1:D:595:ILE:HG12	2.26	0.48
1:D:368:GLN:C	1:D:370:LEU:H	2.15	0.48
1:D:788:ASP:O	1:D:792:VAL:HG23	2.13	0.48
1:E:597:ASN:OD1	1:E:598:PRO:CD	2.62	0.48
1:F:165:GLN:CD	1:F:252:ASP:HB3	2.34	0.48

*Continued on next page...*

*Continued from previous page...*

Atom-1	Atom-2	Interatomic distance (Å)	Clash overlap (Å)
1:F:684:ASP:O	1:F:686:ASP:N	2.47	0.48
2:H:89:PHE:HD1	2:H:141:PHE:CD2	2.31	0.48
2:M:12:PHE:HE1	2:M:72:MET:CG	2.26	0.48
2:M:52:ILE:HG23	2:M:53:ASN:N	2.28	0.48
1:A:145:LYS:HD3	1:A:151:LYS:HD2	1.95	0.48
1:A:755:ARG:O	1:A:756:ILE:C	2.51	0.48
1:B:170:TYR:O	1:B:174:GLY:N	2.47	0.48
1:B:264:MET:O	1:B:268:MET:HG2	2.14	0.48
1:B:533:LEU:O	1:B:533:LEU:HD13	2.14	0.48
1:B:742:ALA:HB1	1:B:744:GLU:CD	2.33	0.48
1:C:85:LEU:HD12	1:C:168:GLU:OE1	2.14	0.48
1:C:131:ARG:HG3	1:C:243:LEU:CD2	2.44	0.48
1:C:214:PHE:CE1	1:C:218:LEU:HD23	2.48	0.48
1:C:364:ILE:HD13	1:C:364:ILE:N	2.29	0.48
1:C:530:THR:O	1:C:534:ILE:HG13	2.13	0.48
1:C:562:GLU:O	1:C:562:GLU:HG3	2.12	0.48
1:D:264:MET:O	1:D:268:MET:HG2	2.14	0.48
1:D:281:GLU:O	1:D:285:LYS:HG2	2.13	0.48
1:D:364:ILE:HD13	1:D:364:ILE:N	2.29	0.48
1:D:385:LEU:O	1:D:385:LEU:HD13	2.13	0.48
1:E:248:TYR:HD2	1:E:248:TYR:C	2.17	0.48
1:E:248:TYR:C	1:E:248:TYR:CD2	2.87	0.48
1:E:364:ILE:HD13	1:E:364:ILE:N	2.28	0.48
1:E:554:LYS:O	1:E:555:GLN:C	2.52	0.48
1:F:214:PHE:CE1	1:F:218:LEU:HD23	2.49	0.48
1:F:248:TYR:C	1:F:248:TYR:CD2	2.87	0.48
1:F:279:ILE:H	1:F:279:ILE:CD1	2.20	0.48
1:F:345:THR:HG21	1:F:574:VAL:HG23	1.96	0.48
1:F:530:THR:O	1:F:534:ILE:HG13	2.14	0.48
1:F:622:LYS:O	1:F:623:ASP:HB2	2.14	0.48
2:H:89:PHE:C	2:H:91:VAL:N	2.66	0.48
2:I:13:LYS:NZ	2:I:65:PHE:CB	2.77	0.48
2:L:32:LEU:HD12	2:L:32:LEU:O	2.14	0.48
2:M:3:ALA:N	2:M:77:LYS:HD3	2.29	0.48
1:A:270:LYS:HA	1:A:273:LYS:HB2	1.95	0.48
1:A:360:VAL:O	1:A:363:TYR:HB2	2.14	0.48
1:A:783:THR:HG22	1:A:784:GLU:N	2.28	0.48
1:B:179:LEU:O	1:B:183:SER:N	2.47	0.48
1:B:248:TYR:HD2	1:B:248:TYR:C	2.17	0.48
1:B:717:LYS:HB2	2:I:132:GLY:HA3	1.96	0.48
1:C:446:ILE:HD11	1:C:451:ASN:HB3	1.96	0.48

*Continued on next page...*

*Continued from previous page...*

Atom-1	Atom-2	Interatomic distance (Å)	Clash overlap (Å)
1:C:504:ILE:N	1:C:504:ILE:CD1	2.76	0.48
1:C:513:TRP:CH2	2:J:114:GLU:HB2	2.47	0.48
1:D:122:GLU:HG2	1:D:122:GLU:O	2.14	0.48
1:D:214:PHE:CB	1:D:218:LEU:HB3	2.40	0.48
1:D:225:ILE:HG23	1:D:229:PHE:CE2	2.48	0.48
1:D:513:TRP:CZ2	2:K:114:GLU:HB2	2.48	0.48
1:D:622:LYS:O	1:D:623:ASP:HB2	2.14	0.48
1:E:85:LEU:HD12	1:E:168:GLU:OE1	2.14	0.48
1:E:89:ILE:HD13	1:E:175:LYS:CE	2.34	0.48
1:F:754:GLU:CG	1:F:758:ASN:HD21	2.27	0.48
2:H:137:ASN:OD1	2:H:139:GLU:HB2	2.13	0.48
2:M:65:PHE:HD1	2:M:66:PRO:CD	2.25	0.48
2:M:95:ASP:OD2	2:M:97:ASN:CG	2.51	0.48
1:A:107:THR:HG21	1:A:115:LYS:HE3	1.94	0.48
1:A:214:PHE:CE1	1:A:218:LEU:HD23	2.48	0.48
1:A:270:LYS:HA	1:A:273:LYS:CG	2.43	0.48
1:A:446:ILE:HD11	1:A:451:ASN:HB3	1.96	0.48
1:A:513:TRP:CH2	2:H:114:GLU:HB2	2.48	0.48
1:A:517:VAL:HG23	1:A:518:ASN:ND2	2.28	0.48
1:B:145:LYS:HD3	1:B:151:LYS:HD2	1.95	0.48
1:B:205:SER:C	1:B:207:ASP:H	2.17	0.48
1:B:364:ILE:HD13	1:B:364:ILE:N	2.29	0.48
1:D:389:LYS:CG	1:D:393:GLU:HG3	2.44	0.48
1:D:455:TYR:O	1:D:471:TRP:HA	2.13	0.48
1:D:561:ASN:C	1:D:563:ALA:N	2.66	0.48
1:E:214:PHE:CB	1:E:218:LEU:HB3	2.41	0.48
1:E:327:LEU:O	1:E:495:PHE:N	2.38	0.48
1:F:225:ILE:HG23	1:F:229:PHE:CE2	2.49	0.48
1:F:385:LEU:HD13	1:F:385:LEU:O	2.13	0.48
1:F:513:TRP:CH2	2:M:114:GLU:HB2	2.49	0.48
2:H:5:THR:HG22	2:H:8:GLN:HB2	1.96	0.48
2:H:32:LEU:O	2:H:32:LEU:HD12	2.14	0.48
2:L:101:SER:OG	2:L:104:GLU:OE1	2.32	0.48
1:A:264:MET:O	1:A:268:MET:HG2	2.14	0.47
1:A:403:LEU:HD22	1:A:474:ILE:HG21	1.96	0.47
1:B:165:GLN:CD	1:B:252:ASP:HB3	2.34	0.47
1:C:132:GLY:O	1:C:133:GLU:HB2	2.14	0.47
1:C:385:LEU:O	1:C:385:LEU:HD13	2.13	0.47
1:C:434:LEU:CD1	1:C:435:LEU:N	2.77	0.47
1:C:597:ASN:OD1	1:C:598:PRO:CD	2.62	0.47
1:C:742:ALA:HB1	1:C:744:GLU:CD	2.33	0.47

*Continued on next page...*



*Continued from previous page...*

Atom-1	Atom-2	Interatomic distance (Å)	Clash overlap (Å)
1:D:142:VAL:CG2	1:D:154:ILE:HD12	2.39	0.47
1:D:220:LEU:HG	1:D:223:LYS:HB2	1.95	0.47
1:D:325:TYR:C	1:D:326:ILE:HG13	2.34	0.47
1:D:446:ILE:HD11	1:D:451:ASN:HB3	1.96	0.47
1:D:684:ASP:O	1:D:686:ASP:N	2.47	0.47
1:E:205:SER:C	1:E:207:ASP:H	2.17	0.47
1:E:275:GLY:HA2	1:E:278:LYS:CD	2.44	0.47
1:E:275:GLY:O	1:E:278:LYS:HE2	2.14	0.47
1:E:324:THR:CG2	1:E:499:PRO:HA	2.44	0.47
1:F:389:LYS:CG	1:F:393:GLU:HG3	2.43	0.47
1:F:636:ALA:O	1:F:640:LYS:HA	2.14	0.47
2:J:65:PHE:HD1	2:J:66:PRO:CD	2.25	0.47
2:K:3:ALA:N	2:K:77:LYS:HD3	2.29	0.47
2:K:89:PHE:C	2:K:91:VAL:N	2.67	0.47
2:M:76:MET:HA	2:M:79:THR:HG22	1.96	0.47
1:A:179:LEU:O	1:A:183:SER:N	2.47	0.47
1:A:364:ILE:HD13	1:A:364:ILE:N	2.29	0.47
1:A:455:TYR:O	1:A:471:TRP:HA	2.13	0.47
1:A:520:PRO:CG	1:A:521:ASN:H	2.15	0.47
1:A:630:ARG:CD	2:H:83:GLU:HG2	2.44	0.47
1:A:652:ALA:HB1	2:H:99:TYR:HE1	1.79	0.47
1:B:220:LEU:HG	1:B:223:LYS:HB2	1.95	0.47
1:B:512:GLU:O	1:B:516:VAL:HG23	2.14	0.47
1:B:597:ASN:ND2	1:B:601:GLU:HG3	2.29	0.47
1:B:684:ASP:O	1:B:686:ASP:N	2.47	0.47
1:B:713:SER:O	1:B:716:LYS:N	2.40	0.47
1:B:776:LEU:HD23	1:B:776:LEU:C	2.34	0.47
1:C:116:GLU:O	1:C:117:LEU:HD22	2.14	0.47
1:C:324:THR:CG2	1:C:499:PRO:HA	2.43	0.47
1:C:657:ILE:HG21	1:C:704:TYR:CG	2.49	0.47
1:C:777:TYR:O	1:C:779:GLN:N	2.48	0.47
1:D:179:LEU:O	1:D:183:SER:N	2.47	0.47
1:D:248:TYR:C	1:D:248:TYR:CD2	2.87	0.47
1:D:318:ILE:H	1:D:318:ILE:CD1	2.12	0.47
1:D:360:VAL:HG11	1:D:370:LEU:CD2	2.38	0.47
1:D:512:GLU:O	1:D:516:VAL:HG23	2.15	0.47
1:D:717:LYS:HB2	2:K:132:GLY:HA3	1.95	0.47
1:E:270:LYS:HA	1:E:273:LYS:CG	2.44	0.47
1:E:736:LEU:HD21	1:E:750:GLN:OE1	2.14	0.47
1:F:270:LYS:HA	1:F:273:LYS:HB2	1.95	0.47
1:F:561:ASN:C	1:F:563:ALA:N	2.66	0.47

*Continued on next page...*

*Continued from previous page...*

Atom-1	Atom-2	Interatomic distance (Å)	Clash overlap (Å)
2:H:97:ASN:H	2:H:97:ASN:HD22	1.62	0.47
1:A:628:PHE:CE2	2:H:90:ARG:NH1	2.83	0.47
1:B:116:GLU:O	1:B:117:LEU:HD22	2.13	0.47
1:B:123:GLU:O	1:B:146:LYS:NZ	2.37	0.47
1:B:412:GLU:C	1:B:414:LYS:N	2.68	0.47
1:C:142:VAL:HG22	1:C:154:ILE:CG2	2.44	0.47
1:C:145:LYS:HD3	1:C:151:LYS:HD2	1.96	0.47
1:C:205:SER:C	1:C:207:ASP:H	2.17	0.47
1:C:697:ILE:CG2	1:C:732:ILE:HD11	2.36	0.47
1:C:721:SER:C	1:C:723:PHE:N	2.63	0.47
1:C:747:ASN:HD22	1:C:747:ASN:N	2.12	0.47
1:D:165:GLN:CD	1:D:252:ASP:HB3	2.34	0.47
1:D:318:ILE:O	1:D:319:ALA:C	2.53	0.47
1:D:345:THR:HG21	1:D:574:VAL:HG23	1.95	0.47
1:D:395:GLU:N	1:D:395:GLU:OE1	2.47	0.47
1:D:562:GLU:O	1:D:562:GLU:HG3	2.13	0.47
1:D:597:ASN:OD1	1:D:598:PRO:CD	2.63	0.47
1:D:732:ILE:HG23	1:D:749:PHE:HD1	1.79	0.47
1:D:776:LEU:HD23	1:D:776:LEU:C	2.35	0.47
1:E:107:THR:HG21	1:E:115:LYS:HE3	1.94	0.47
1:E:199:LEU:C	1:E:201:ASP:N	2.59	0.47
1:E:270:LYS:HA	1:E:273:LYS:HB2	1.95	0.47
1:E:504:ILE:N	1:E:504:ILE:CD1	2.77	0.47
1:E:710:HIS:C	1:E:712:PHE:N	2.67	0.47
1:F:355:SER:OG	1:F:371:SER:HA	2.15	0.47
2:L:97:ASN:ND2	2:L:97:ASN:N	2.62	0.47
1:A:248:TYR:C	1:A:248:TYR:CD2	2.88	0.47
1:A:254:ARG:HB3	1:A:254:ARG:NH1	2.18	0.47
1:A:275:GLY:HA2	1:A:278:LYS:CD	2.44	0.47
1:A:288:VAL:O	1:A:292:ARG:HG2	2.14	0.47
1:A:324:THR:CG2	1:A:499:PRO:HA	2.44	0.47
1:A:627:TYR:CD1	1:A:627:TYR:O	2.68	0.47
1:A:666:ASN:HD22	1:A:666:ASN:N	2.12	0.47
1:A:684:ASP:O	1:A:686:ASP:N	2.47	0.47
1:B:170:TYR:C	1:B:172:GLU:H	2.17	0.47
1:B:288:VAL:O	1:B:292:ARG:HG2	2.14	0.47
1:B:296:LEU:O	1:B:301:ALA:HB2	2.13	0.47
1:B:736:LEU:HD21	1:B:750:GLN:OE1	2.14	0.47
1:C:170:TYR:C	1:C:172:GLU:H	2.18	0.47
1:C:275:GLY:O	1:C:278:LYS:HE2	2.15	0.47
1:C:355:SER:OG	1:C:371:SER:HA	2.14	0.47

*Continued on next page...*

*Continued from previous page...*

Atom-1	Atom-2	Interatomic distance (Å)	Clash overlap (Å)
1:C:622:LYS:O	1:C:623:ASP:HB2	2.15	0.47
1:C:776:LEU:HD23	1:C:776:LEU:C	2.35	0.47
1:D:170:TYR:C	1:D:172:GLU:H	2.18	0.47
1:E:325:TYR:C	1:E:326:ILE:HG13	2.34	0.47
1:E:657:ILE:HB	1:E:759:GLN:HG2	1.95	0.47
1:E:723:PHE:O	1:E:724:ARG:C	2.53	0.47
1:F:170:TYR:C	1:F:172:GLU:H	2.17	0.47
1:F:288:VAL:HG12	1:F:292:ARG:NH2	2.29	0.47
1:F:360:VAL:O	1:F:363:TYR:HB2	2.14	0.47
1:F:486:LYS:HE3	1:F:570:THR:O	2.15	0.47
1:F:658:PRO:HG3	1:F:752:LEU:HD22	1.96	0.47
2:J:32:LEU:HD12	2:J:32:LEU:O	2.13	0.47
2:J:116:LEU:HD13	2:J:121:VAL:CG2	2.44	0.47
2:K:17:SER:O	2:K:18:LEU:C	2.53	0.47
2:M:127:GLU:HG2	2:M:127:GLU:O	2.14	0.47
1:A:165:GLN:CD	1:A:252:ASP:HB3	2.34	0.47
1:A:723:PHE:O	1:A:724:ARG:C	2.53	0.47
1:B:446:ILE:HD11	1:B:451:ASN:HB3	1.96	0.47
1:B:630:ARG:CD	2:I:83:GLU:HG2	2.44	0.47
1:C:513:TRP:CZ2	2:J:114:GLU:HB2	2.50	0.47
1:D:70:GLU:CB	1:D:107:THR:HA	2.44	0.47
1:D:504:ILE:N	1:D:504:ILE:CD1	2.77	0.47
1:D:530:THR:O	1:D:534:ILE:HG13	2.14	0.47
1:D:658:PRO:HG3	1:D:752:LEU:HD22	1.95	0.47
1:D:663:PHE:O	1:D:664:ILE:C	2.52	0.47
1:D:666:ASN:N	1:D:666:ASN:HD22	2.13	0.47
1:D:777:TYR:O	1:D:779:GLN:N	2.48	0.47
1:E:622:LYS:O	1:E:623:ASP:HB2	2.15	0.47
1:E:717:LYS:HB2	2:L:132:GLY:HA3	1.95	0.47
1:F:205:SER:C	1:F:207:ASP:H	2.18	0.47
1:F:368:GLN:OE1	1:F:368:GLN:HA	2.15	0.47
1:F:500:SER:O	1:F:503:GLU:N	2.36	0.47
1:F:736:LEU:HD21	1:F:750:GLN:OE1	2.14	0.47
1:F:742:ALA:HB1	1:F:744:GLU:CD	2.34	0.47
1:F:764:LEU:O	1:F:766:HIS:N	2.48	0.47
2:H:101:SER:OG	2:H:104:GLU:OE1	2.31	0.47
2:I:76:MET:HA	2:I:79:THR:HG22	1.96	0.47
2:I:110:THR:O	2:I:113:GLY:N	2.47	0.47
2:J:105:LEU:HD21	2:J:124:MET:SD	2.53	0.47
2:K:76:MET:HA	2:K:79:THR:HG22	1.97	0.47
2:L:24:ASP:OD1	2:L:25:GLY:N	2.37	0.47

*Continued on next page...*

*Continued from previous page...*

Atom-1	Atom-2	Interatomic distance (Å)	Clash overlap (Å)
2:L:65:PHE:HD1	2:L:66:PRO:CD	2.25	0.47
1:A:220:LEU:HG	1:A:223:LYS:HB2	1.95	0.47
1:A:345:THR:HG21	1:A:574:VAL:HG23	1.95	0.47
1:A:504:ILE:N	1:A:504:ILE:CD1	2.77	0.47
1:A:732:ILE:HG23	1:A:749:PHE:HD1	1.80	0.47
1:A:736:LEU:HD21	1:A:750:GLN:OE1	2.15	0.47
1:A:747:ASN:HD22	1:A:747:ASN:N	2.13	0.47
1:A:777:TYR:O	1:A:779:GLN:N	2.48	0.47
1:B:77:ASP:O	1:B:81:GLN:CB	2.60	0.47
1:B:355:SER:OG	1:B:371:SER:HA	2.14	0.47
1:B:663:PHE:O	1:B:664:ILE:C	2.52	0.47
1:B:679:TYR:CE2	1:B:691:LYS:HG3	2.49	0.47
1:B:755:ARG:O	1:B:756:ILE:C	2.52	0.47
1:C:70:GLU:CB	1:C:107:THR:HA	2.43	0.47
1:C:122:GLU:O	1:C:122:GLU:HG2	2.15	0.47
1:C:530:THR:CG2	2:J:88:ALA:HB1	2.45	0.47
1:C:666:ASN:HD22	1:C:666:ASN:N	2.13	0.47
1:D:270:LYS:HA	1:D:273:LYS:CG	2.45	0.47
1:E:179:LEU:O	1:E:183:SER:N	2.46	0.47
1:E:446:ILE:HD11	1:E:451:ASN:HB3	1.96	0.47
1:E:567:THR:CG2	1:E:568:GLY:N	2.55	0.47
1:F:105:TYR:CB	1:F:153:ILE:HG12	2.25	0.47
1:F:179:LEU:O	1:F:183:SER:N	2.47	0.47
1:F:275:GLY:O	1:F:278:LYS:HE2	2.15	0.47
1:F:500:SER:O	1:F:501:LEU:C	2.51	0.47
1:F:587:PRO:HD2	1:F:639:ASN:HD21	1.79	0.47
2:J:76:MET:HA	2:J:79:THR:HG22	1.97	0.47
2:K:12:PHE:HE1	2:K:72:MET:CG	2.27	0.47
2:K:117:THR:C	2:K:119:GLU:N	2.66	0.47
2:L:76:MET:HA	2:L:79:THR:HG22	1.97	0.47
2:M:65:PHE:CD1	2:M:65:PHE:N	2.70	0.47
1:A:102:GLY:C	1:A:103:GLU:HG3	2.35	0.47
1:A:170:TYR:C	1:A:172:GLU:H	2.17	0.47
1:A:562:GLU:O	1:A:562:GLU:HG3	2.12	0.47
1:A:718:ARG:NH1	1:A:767:GLN:NE2	2.59	0.47
1:A:776:LEU:HD23	1:A:776:LEU:C	2.34	0.47
1:B:173:ILE:C	1:B:175:LYS:N	2.65	0.47
1:B:254:ARG:HB3	1:B:254:ARG:NH1	2.18	0.47
1:B:270:LYS:HA	1:B:273:LYS:CG	2.45	0.47
1:B:318:ILE:O	1:B:319:ALA:C	2.53	0.47
1:B:360:VAL:O	1:B:363:TYR:HB2	2.14	0.47

*Continued on next page...*

*Continued from previous page...*

Atom-1	Atom-2	Interatomic distance (Å)	Clash overlap (Å)
1:B:504:ILE:N	1:B:504:ILE:CD1	2.78	0.47
1:B:716:LYS:HG3	1:B:717:LYS:N	2.30	0.47
1:C:170:TYR:O	1:C:174:GLY:N	2.48	0.47
1:C:325:TYR:C	1:C:326:ILE:HG13	2.34	0.47
1:C:345:THR:HG21	1:C:574:VAL:HG23	1.96	0.47
1:C:658:PRO:HG3	1:C:752:LEU:HD22	1.96	0.47
1:C:717:LYS:HB2	2:J:132:GLY:HA3	1.96	0.47
1:C:723:PHE:O	1:C:724:ARG:C	2.53	0.47
1:D:100:LEU:HD11	1:D:182:ILE:CG2	2.41	0.47
1:D:192:PHE:HA	1:D:195:LEU:CB	2.45	0.47
1:D:217:LYS:HZ1	1:D:233:ASN:HB3	1.80	0.47
1:D:378:LEU:O	1:D:382:LYS:N	2.47	0.47
1:D:679:TYR:CE2	1:D:691:LYS:HG3	2.50	0.47
1:D:755:ARG:O	1:D:756:ILE:C	2.52	0.47
1:E:142:VAL:CG2	1:E:154:ILE:HD12	2.38	0.47
1:E:264:MET:O	1:E:268:MET:HG2	2.14	0.47
1:E:288:VAL:HG12	1:E:292:ARG:NH2	2.30	0.47
1:E:446:ILE:HG13	1:E:452:GLU:O	2.15	0.47
1:E:557:LEU:HD11	1:E:577:HIS:O	2.15	0.47
1:E:636:ALA:O	1:E:640:LYS:HA	2.14	0.47
1:E:776:LEU:HD23	1:E:776:LEU:C	2.35	0.47
1:F:112:VAL:C	1:F:114:HIS:N	2.65	0.47
1:F:115:LYS:HZ3	1:F:116:GLU:CG	2.24	0.47
1:F:123:GLU:O	1:F:146:LYS:NZ	2.37	0.47
1:F:145:LYS:HD3	1:F:151:LYS:HD2	1.95	0.47
1:F:288:VAL:O	1:F:292:ARG:HG2	2.14	0.47
1:F:305:SER:C	1:F:307:LEU:H	2.18	0.47
1:F:597:ASN:OD1	1:F:598:PRO:CD	2.63	0.47
1:F:715:GLU:HA	1:F:718:ARG:CZ	2.43	0.47
1:F:717:LYS:HB2	2:M:132:GLY:HA3	1.96	0.47
2:H:97:ASN:O	2:H:99:TYR:HD1	1.98	0.47
2:I:36:MET:HE1	2:I:43:PRO:HG3	1.94	0.47
2:I:63:ILE:CG1	2:I:67:GLU:HB3	2.30	0.47
2:I:83:GLU:O	2:I:84:GLU:C	2.53	0.47
2:J:97:ASN:H	2:J:97:ASN:HD22	1.61	0.47
2:J:127:GLU:HG2	2:J:127:GLU:O	2.15	0.47
2:K:32:LEU:O	2:K:32:LEU:HD12	2.15	0.47
2:L:117:THR:C	2:L:119:GLU:N	2.66	0.47
1:A:170:TYR:O	1:A:174:GLY:N	2.48	0.47
1:A:622:LYS:O	1:A:623:ASP:HB2	2.15	0.47
1:A:679:TYR:CE2	1:A:691:LYS:HG3	2.50	0.47

*Continued on next page...*

*Continued from previous page...*

Atom-1	Atom-2	Interatomic distance (Å)	Clash overlap (Å)
1:B:122:GLU:O	1:B:122:GLU:HG2	2.14	0.47
1:B:395:GLU:OE1	1:B:395:GLU:N	2.45	0.47
1:B:597:ASN:OD1	1:B:598:PRO:CD	2.63	0.47
1:C:89:ILE:HD13	1:C:175:LYS:CE	2.33	0.47
1:C:184:LYS:HE3	1:C:191:GLU:CB	2.45	0.47
1:C:248:TYR:C	1:C:248:TYR:CD2	2.88	0.47
1:C:275:GLY:HA2	1:C:278:LYS:CD	2.44	0.47
1:C:533:LEU:O	1:C:533:LEU:HD13	2.15	0.47
1:D:275:GLY:O	1:D:278:LYS:HE2	2.15	0.47
1:D:736:LEU:HD21	1:D:750:GLN:OE1	2.14	0.47
1:E:122:GLU:O	1:E:122:GLU:HG2	2.14	0.47
1:E:145:LYS:HD3	1:E:151:LYS:HD2	1.95	0.47
1:E:170:TYR:O	1:E:174:GLY:N	2.47	0.47
1:E:284:LYS:HA	1:E:284:LYS:HE3	1.96	0.47
1:E:377:GLN:O	1:E:381:GLU:HB2	2.15	0.47
1:E:513:TRP:CZ2	2:L:114:GLU:HB2	2.50	0.47
1:F:131:ARG:HG3	1:F:243:LEU:CD2	2.45	0.47
1:F:173:ILE:C	1:F:175:LYS:N	2.65	0.47
1:F:270:LYS:HA	1:F:273:LYS:CG	2.44	0.47
1:F:275:GLY:HA2	1:F:278:LYS:CD	2.44	0.47
1:F:318:ILE:O	1:F:319:ALA:C	2.52	0.47
1:F:493:ASP:OD2	1:F:577:HIS:NE2	2.48	0.47
1:F:657:ILE:HB	1:F:759:GLN:HG2	1.95	0.47
2:H:13:LYS:NZ	2:H:65:PHE:CB	2.78	0.47
2:J:83:GLU:O	2:J:84:GLU:C	2.53	0.47
2:K:5:THR:HG22	2:K:8:GLN:HB2	1.96	0.47
2:L:83:GLU:O	2:L:84:GLU:C	2.53	0.47
2:M:32:LEU:HD12	2:M:32:LEU:O	2.14	0.47
1:A:557:LEU:HD11	1:A:577:HIS:O	2.15	0.47
1:B:534:ILE:HG21	2:I:84:GLU:HB3	1.97	0.47
1:B:747:ASN:N	1:B:747:ASN:HD22	2.12	0.47
1:C:281:GLU:O	1:C:285:LYS:HG2	2.14	0.47
1:C:632:TYR:CE2	1:C:643:ILE:HG21	2.50	0.47
1:C:684:ASP:O	1:C:686:ASP:N	2.48	0.47
1:D:360:VAL:O	1:D:363:TYR:HB2	2.15	0.47
1:D:530:THR:CG2	2:K:88:ALA:HB1	2.45	0.47
1:E:318:ILE:O	1:E:319:ALA:C	2.52	0.47
1:E:486:LYS:HE3	1:E:570:THR:O	2.15	0.47
1:E:627:TYR:O	1:E:627:TYR:CD1	2.68	0.47
1:F:184:LYS:CE	1:F:193:LEU:HD12	2.37	0.47
1:F:533:LEU:O	1:F:533:LEU:HD13	2.15	0.47

*Continued on next page...*

*Continued from previous page...*

Atom-1	Atom-2	Interatomic distance (Å)	Clash overlap (Å)
1:F:777:TYR:O	1:F:779:GLN:N	2.47	0.47
2:I:12:PHE:HE1	2:I:72:MET:CG	2.27	0.47
2:L:97:ASN:O	2:L:99:TYR:HD1	1.98	0.47
1:A:160:ALA:O	1:A:161:ILE:CG1	2.61	0.47
1:A:381:GLU:C	1:A:383:GLY:N	2.68	0.47
1:A:495:PHE:O	1:A:495:PHE:CD1	2.67	0.47
1:A:513:TRP:CZ2	2:H:114:GLU:HB2	2.50	0.47
1:A:518:ASN:HD22	1:A:518:ASN:N	2.13	0.47
1:A:554:LYS:O	1:A:555:GLN:C	2.54	0.47
1:A:597:ASN:OD1	1:A:598:PRO:CD	2.63	0.47
1:B:71:PHE:CD1	1:B:73:ASN:HB2	2.50	0.47
1:B:142:VAL:HG22	1:B:154:ILE:CG2	2.43	0.47
1:B:248:TYR:C	1:B:248:TYR:CD2	2.88	0.47
1:B:561:ASN:C	1:B:563:ALA:H	2.19	0.47
1:B:777:TYR:O	1:B:779:GLN:N	2.48	0.47
1:C:437:SER:O	1:C:439:ASN:N	2.48	0.47
1:D:116:GLU:O	1:D:117:LEU:HD22	2.14	0.47
1:D:377:GLN:O	1:D:381:GLU:HB2	2.15	0.47
1:D:709:ASN:CB	2:K:130:ILE:HG23	2.41	0.47
1:D:764:LEU:O	1:D:766:HIS:N	2.48	0.47
1:E:112:VAL:C	1:E:114:HIS:N	2.65	0.47
1:E:214:PHE:CE1	1:E:218:LEU:HD23	2.49	0.47
1:E:305:SER:C	1:E:307:LEU:H	2.18	0.47
1:E:355:SER:OG	1:E:371:SER:HA	2.15	0.47
1:E:437:SER:O	1:E:439:ASN:N	2.48	0.47
1:E:716:LYS:HG3	1:E:717:LYS:N	2.30	0.47
1:E:764:LEU:C	1:E:766:HIS:N	2.68	0.47
1:F:132:GLY:O	1:F:133:GLU:HB2	2.15	0.47
1:F:142:VAL:HG22	1:F:154:ILE:CG2	2.42	0.47
1:F:520:PRO:CG	1:F:521:ASN:N	2.78	0.47
1:F:583:ASN:ND2	1:F:586:PHE:O	2.46	0.47
1:F:747:ASN:HD22	1:F:747:ASN:N	2.13	0.47
1:F:776:LEU:HD23	1:F:776:LEU:C	2.35	0.47
2:H:3:ALA:N	2:H:77:LYS:HD3	2.29	0.47
2:H:76:MET:HA	2:H:79:THR:HG22	1.97	0.47
2:J:97:ASN:O	2:J:99:TYR:HD1	1.98	0.47
2:L:16:PHE:HE1	2:L:27:ILE:CG1	2.28	0.47
1:A:132:GLY:O	1:A:133:GLU:HB2	2.16	0.46
1:A:512:GLU:O	1:A:516:VAL:HG23	2.15	0.46
1:B:85:LEU:HD12	1:B:168:GLU:OE1	2.16	0.46
1:B:305:SER:C	1:B:307:LEU:H	2.19	0.46

*Continued on next page...*



*Continued from previous page...*

Atom-1	Atom-2	Interatomic distance (Å)	Clash overlap (Å)
1:B:540:ARG:NH1	1:B:627:TYR:CE1	2.83	0.46
1:B:559:ARG:HH11	1:B:559:ARG:HG3	1.80	0.46
1:B:660:SER:HB2	1:B:702:SER:HB2	1.96	0.46
1:B:732:ILE:HG23	1:B:749:PHE:HD1	1.80	0.46
1:C:179:LEU:O	1:C:183:SER:N	2.48	0.46
1:C:607:ASN:C	1:C:609:GLU:H	2.19	0.46
1:C:736:LEU:HD21	1:C:750:GLN:OE1	2.14	0.46
1:D:170:TYR:O	1:D:174:GLY:N	2.47	0.46
1:D:518:ASN:N	1:D:518:ASN:HD22	2.13	0.46
1:E:77:ASP:O	1:E:81:GLN:CB	2.60	0.46
1:E:197:LYS:HB3	1:E:197:LYS:HZ2	1.79	0.46
2:I:5:THR:HG22	2:I:8:GLN:HB2	1.97	0.46
2:I:37:ARG:HH11	2:I:37:ARG:CG	2.22	0.46
2:I:89:PHE:O	2:I:91:VAL:N	2.48	0.46
2:L:110:THR:O	2:L:113:GLY:N	2.46	0.46
1:A:305:SER:C	1:A:307:LEU:H	2.18	0.46
1:A:530:THR:O	1:A:534:ILE:HG13	2.15	0.46
1:A:660:SER:HB2	1:A:702:SER:HB2	1.97	0.46
1:B:218:LEU:CD1	1:B:225:ILE:HD11	2.46	0.46
1:B:275:GLY:HA2	1:B:278:LYS:CD	2.45	0.46
1:B:279:ILE:HG22	1:B:283:LEU:CD1	2.45	0.46
1:B:622:LYS:O	1:B:623:ASP:HB2	2.16	0.46
1:B:792:VAL:HG12	1:B:796:ILE:CD1	2.42	0.46
1:C:71:PHE:CD1	1:C:73:ASN:HB2	2.50	0.46
1:C:710:HIS:C	1:C:712:PHE:N	2.67	0.46
1:D:279:ILE:O	1:D:283:LEU:HB2	2.16	0.46
1:D:403:LEU:HD22	1:D:474:ILE:HG21	1.96	0.46
1:D:530:THR:HG21	2:K:145:MET:HE3	1.97	0.46
1:D:710:HIS:C	1:D:712:PHE:N	2.67	0.46
1:E:395:GLU:OE1	1:E:395:GLU:N	2.46	0.46
1:E:607:ASN:C	1:E:609:GLU:H	2.19	0.46
1:F:446:ILE:HG13	1:F:452:GLU:O	2.15	0.46
2:J:16:PHE:HE1	2:J:27:ILE:CG1	2.29	0.46
2:L:89:PHE:O	2:L:91:VAL:N	2.49	0.46
1:A:122:GLU:HG2	1:A:122:GLU:O	2.14	0.46
1:A:284:LYS:HE3	1:A:284:LYS:HA	1.97	0.46
1:A:318:ILE:O	1:A:319:ALA:C	2.53	0.46
1:A:377:GLN:O	1:A:381:GLU:HB2	2.15	0.46
1:A:413:LEU:HB2	1:A:419:ILE:CG1	2.45	0.46
1:A:437:SER:O	1:A:439:ASN:N	2.48	0.46
1:A:446:ILE:HB	1:A:453:VAL:HG22	1.98	0.46

*Continued on next page...*

*Continued from previous page...*

Atom-1	Atom-2	Interatomic distance (Å)	Clash overlap (Å)
1:A:636:ALA:O	1:A:640:LYS:HA	2.15	0.46
1:A:682:SER:OG	1:A:683:GLY:N	2.47	0.46
1:B:248:TYR:HE1	1:B:269:ASN:CA	2.28	0.46
1:B:284:LYS:HA	1:B:284:LYS:HE3	1.97	0.46
1:B:413:LEU:HB2	1:B:419:ILE:CG1	2.45	0.46
1:B:434:LEU:HD13	1:B:434:LEU:C	2.35	0.46
1:B:659:THR:HG22	1:B:660:SER:H	1.81	0.46
1:B:757:THR:O	1:B:758:ASN:C	2.54	0.46
1:C:279:ILE:O	1:C:283:LEU:HB2	2.16	0.46
1:C:403:LEU:HD22	1:C:474:ILE:HG21	1.95	0.46
1:C:627:TYR:O	1:C:627:TYR:CD1	2.69	0.46
1:C:663:PHE:O	1:C:664:ILE:C	2.52	0.46
1:D:355:SER:OG	1:D:371:SER:HA	2.15	0.46
1:D:559:ARG:HD2	1:D:562:GLU:OE2	2.16	0.46
1:D:690:LYS:HZ3	1:D:741:ILE:HG23	1.81	0.46
1:E:540:ARG:NH1	1:E:627:TYR:CE1	2.82	0.46
1:E:663:PHE:O	1:E:664:ILE:C	2.53	0.46
1:E:732:ILE:HG23	1:E:749:PHE:HD1	1.80	0.46
2:I:16:PHE:HE1	2:I:27:ILE:CG1	2.28	0.46
2:J:89:PHE:O	2:J:91:VAL:N	2.48	0.46
2:J:143:GLN:HE21	2:J:143:GLN:HB3	1.53	0.46
2:K:16:PHE:HE1	2:K:27:ILE:CG1	2.29	0.46
2:K:63:ILE:CG1	2:K:67:GLU:HB3	2.29	0.46
2:K:65:PHE:HD1	2:K:66:PRO:CD	2.26	0.46
2:L:75:LYS:O	2:L:76:MET:HB2	2.16	0.46
1:A:99:GLU:C	1:A:101:GLY:N	2.68	0.46
1:A:248:TYR:HE1	1:A:269:ASN:CA	2.29	0.46
1:A:716:LYS:HG3	1:A:717:LYS:N	2.31	0.46
1:B:288:VAL:HG12	1:B:292:ARG:NH2	2.30	0.46
1:B:443:GLU:HG3	1:B:458:LYS:CG	2.43	0.46
1:B:530:THR:O	1:B:534:ILE:HG13	2.16	0.46
1:B:554:LYS:O	1:B:555:GLN:C	2.53	0.46
1:B:636:ALA:O	1:B:640:LYS:HA	2.15	0.46
1:B:694:VAL:C	1:B:696:LYS:N	2.69	0.46
1:C:190:PRO:O	1:C:191:GLU:C	2.53	0.46
1:C:305:SER:C	1:C:307:LEU:H	2.18	0.46
1:C:668:SER:CA	2:J:14:GLU:HG3	2.40	0.46
1:D:715:GLU:HA	1:D:718:ARG:CZ	2.43	0.46
1:E:99:GLU:C	1:E:101:GLY:N	2.68	0.46
1:E:102:GLY:C	1:E:103:GLU:HG3	2.35	0.46
1:E:288:VAL:O	1:E:292:ARG:HG2	2.14	0.46

*Continued on next page...*

*Continued from previous page...*

Atom-1	Atom-2	Interatomic distance (Å)	Clash overlap (Å)
1:E:441:VAL:O	1:E:441:VAL:HG12	2.16	0.46
1:E:493:ASP:OD2	1:E:577:HIS:NE2	2.49	0.46
1:E:679:TYR:CE2	1:E:691:LYS:HG3	2.50	0.46
1:F:77:ASP:O	1:F:81:GLN:CB	2.60	0.46
1:F:170:TYR:C	1:F:172:GLU:N	2.69	0.46
1:F:346:LYS:HG2	1:F:346:LYS:O	2.16	0.46
1:F:437:SER:O	1:F:439:ASN:N	2.48	0.46
1:F:513:TRP:CZ2	2:M:114:GLU:HB2	2.51	0.46
1:F:659:THR:HG22	1:F:660:SER:H	1.81	0.46
1:F:732:ILE:HG23	1:F:749:PHE:HD1	1.80	0.46
2:H:75:LYS:O	2:H:76:MET:HB2	2.15	0.46
2:J:30:LYS:H	2:J:30:LYS:CD	2.21	0.46
2:L:63:ILE:CG1	2:L:67:GLU:HB3	2.29	0.46
2:M:17:SER:O	2:M:18:LEU:C	2.54	0.46
2:M:38:SER:C	2:M:40:GLY:H	2.19	0.46
2:M:97:ASN:O	2:M:99:TYR:HD1	1.97	0.46
2:M:110:THR:O	2:M:113:GLY:N	2.48	0.46
1:A:71:PHE:CD1	1:A:73:ASN:HB2	2.50	0.46
1:A:279:ILE:HG22	1:A:283:LEU:CD1	2.45	0.46
1:A:412:GLU:C	1:A:414:LYS:N	2.68	0.46
1:A:710:HIS:C	1:A:712:PHE:N	2.68	0.46
1:B:70:GLU:CB	1:B:107:THR:HA	2.44	0.46
1:B:99:GLU:C	1:B:101:GLY:N	2.69	0.46
1:B:170:TYR:C	1:B:172:GLU:N	2.69	0.46
1:B:270:LYS:HA	1:B:273:LYS:HB2	1.96	0.46
1:B:275:GLY:O	1:B:278:LYS:HE2	2.15	0.46
1:B:327:LEU:O	1:B:495:PHE:N	2.39	0.46
1:C:360:VAL:O	1:C:363:TYR:HB2	2.15	0.46
1:C:378:LEU:O	1:C:382:LYS:N	2.47	0.46
1:C:512:GLU:O	1:C:516:VAL:HG23	2.14	0.46
1:C:694:VAL:C	1:C:696:LYS:N	2.69	0.46
1:D:248:TYR:HE1	1:D:269:ASN:CA	2.28	0.46
1:D:275:GLY:HA2	1:D:278:LYS:CD	2.46	0.46
1:D:279:ILE:HG22	1:D:283:LEU:CD1	2.45	0.46
1:D:434:LEU:CD1	1:D:435:LEU:N	2.71	0.46
1:E:170:TYR:C	1:E:172:GLU:H	2.17	0.46
1:E:197:LYS:HZ2	1:E:197:LYS:CB	2.28	0.46
1:E:431:LYS:O	1:E:432:TYR:CD2	2.68	0.46
1:E:557:LEU:CD2	1:E:575:VAL:HG12	2.44	0.46
1:E:561:ASN:C	1:E:563:ALA:H	2.18	0.46
1:E:652:ALA:HB1	2:L:99:TYR:HE1	1.81	0.46

*Continued on next page...*

*Continued from previous page...*

Atom-1	Atom-2	Interatomic distance (Å)	Clash overlap (Å)
1:E:761:GLN:OE1	1:E:761:GLN:HA	2.15	0.46
1:F:122:GLU:O	1:F:122:GLU:HG2	2.14	0.46
1:F:160:ALA:O	1:F:161:ILE:CG1	2.61	0.46
1:F:279:ILE:O	1:F:283:LEU:HB2	2.16	0.46
2:K:83:GLU:O	2:K:84:GLU:C	2.53	0.46
2:L:12:PHE:HE1	2:L:72:MET:CG	2.26	0.46
2:L:38:SER:C	2:L:40:GLY:H	2.19	0.46
2:M:89:PHE:O	2:M:91:VAL:N	2.49	0.46
1:B:387:ASN:N	1:B:387:ASN:HD22	2.14	0.46
1:B:628:PHE:CE2	2:I:90:ARG:NH1	2.84	0.46
1:B:632:TYR:CE2	1:B:643:ILE:HG21	2.50	0.46
1:C:630:ARG:CD	2:J:83:GLU:HG2	2.46	0.46
1:C:732:ILE:HG23	1:C:749:PHE:HD1	1.80	0.46
1:C:764:LEU:O	1:C:766:HIS:N	2.48	0.46
1:D:218:LEU:CD1	1:D:225:ILE:HD11	2.46	0.46
1:D:652:ALA:HB1	2:K:99:TYR:HE1	1.81	0.46
1:E:732:ILE:C	1:E:734:ASN:N	2.69	0.46
1:E:777:TYR:O	1:E:779:GLN:N	2.48	0.46
1:F:102:GLY:C	1:F:103:GLU:HG3	2.36	0.46
1:F:444:PHE:N	1:F:444:PHE:CD1	2.84	0.46
2:I:13:LYS:HA	2:I:16:PHE:HB3	1.98	0.46
2:J:13:LYS:HA	2:J:16:PHE:HB3	1.98	0.46
2:L:13:LYS:HA	2:L:16:PHE:HB3	1.98	0.46
2:M:13:LYS:NZ	2:M:65:PHE:CB	2.78	0.46
2:M:16:PHE:HE1	2:M:27:ILE:CG1	2.29	0.46
2:M:30:LYS:H	2:M:30:LYS:CD	2.21	0.46
2:M:83:GLU:O	2:M:84:GLU:C	2.52	0.46
1:A:192:PHE:HA	1:A:195:LEU:CB	2.46	0.46
1:A:378:LEU:O	1:A:382:LYS:N	2.47	0.46
1:A:530:THR:CG2	2:H:88:ALA:HB1	2.45	0.46
1:A:626:TYR:C	1:A:626:TYR:CD2	2.89	0.46
1:A:653:LYS:O	1:A:655:ASN:N	2.49	0.46
1:A:761:GLN:OE1	1:A:761:GLN:HA	2.15	0.46
1:B:97:TYR:C	1:B:99:GLU:N	2.69	0.46
1:B:131:ARG:HG3	1:B:243:LEU:CD2	2.44	0.46
1:B:142:VAL:CG2	1:B:154:ILE:HD12	2.38	0.46
1:B:377:GLN:O	1:B:381:GLU:HB2	2.15	0.46
1:B:493:ASP:OD2	1:B:577:HIS:NE2	2.49	0.46
1:C:154:ILE:HG22	1:C:155:ASN:H	1.81	0.46
1:C:370:LEU:HD11	1:C:455:TYR:CE1	2.51	0.46
1:C:377:GLN:O	1:C:381:GLU:HB2	2.15	0.46

*Continued on next page...*

*Continued from previous page...*

Atom-1	Atom-2	Interatomic distance (Å)	Clash overlap (Å)
1:C:412:GLU:C	1:C:414:LYS:N	2.68	0.46
1:C:557:LEU:HD11	1:C:577:HIS:O	2.16	0.46
1:C:679:TYR:CE2	1:C:691:LYS:HG3	2.50	0.46
1:D:305:SER:C	1:D:307:LEU:H	2.18	0.46
1:D:554:LYS:O	1:D:555:GLN:C	2.54	0.46
1:E:132:GLY:O	1:E:133:GLU:HB2	2.16	0.46
1:E:170:TYR:C	1:E:172:GLU:N	2.69	0.46
1:E:381:GLU:C	1:E:383:GLY:N	2.69	0.46
1:E:389:LYS:C	1:E:391:ILE:N	2.69	0.46
1:E:444:PHE:CD1	1:E:444:PHE:N	2.84	0.46
1:F:71:PHE:CD1	1:F:73:ASN:HB2	2.50	0.46
1:F:373:LYS:O	1:F:380:VAL:HG22	2.16	0.46
2:H:73:ALA:C	2:H:75:LYS:N	2.69	0.46
2:J:136:VAL:HG23	2:J:136:VAL:O	2.16	0.46
2:K:97:ASN:O	2:K:99:TYR:HD1	1.99	0.46
1:A:70:GLU:CB	1:A:107:THR:HA	2.44	0.46
1:A:116:GLU:O	1:A:117:LEU:HD22	2.15	0.46
1:A:205:SER:C	1:A:207:ASP:H	2.18	0.46
1:A:355:SER:OG	1:A:371:SER:HA	2.15	0.46
1:A:615:ILE:HD12	1:A:645:TRP:CH2	2.48	0.46
1:A:697:ILE:CG2	1:A:732:ILE:HD11	2.38	0.46
1:A:757:THR:O	1:A:758:ASN:C	2.55	0.46
1:B:100:LEU:HD11	1:B:182:ILE:CG2	2.43	0.46
1:B:630:ARG:HD2	2:I:83:GLU:HG2	1.98	0.46
1:C:99:GLU:C	1:C:101:GLY:N	2.69	0.46
1:C:102:GLY:C	1:C:103:GLU:HG3	2.36	0.46
1:C:530:THR:HG21	2:J:145:MET:HE3	1.97	0.46
1:D:437:SER:O	1:D:439:ASN:N	2.48	0.46
1:D:486:LYS:HE3	1:D:570:THR:O	2.16	0.46
1:D:561:ASN:C	1:D:563:ALA:H	2.19	0.46
1:E:83:GLN:C	1:E:85:LEU:N	2.70	0.46
1:E:153:ILE:C	1:E:154:ILE:HD13	2.33	0.46
1:E:173:ILE:HG23	1:E:174:GLY:N	2.31	0.46
1:E:412:GLU:C	1:E:414:LYS:N	2.68	0.46
1:E:607:ASN:C	1:E:609:GLU:N	2.69	0.46
1:F:279:ILE:HG22	1:F:283:LEU:CD1	2.46	0.46
1:F:671:ARG:O	1:F:674:SER:O	2.34	0.46
1:F:716:LYS:HG3	1:F:717:LYS:N	2.30	0.46
1:F:723:PHE:O	1:F:724:ARG:C	2.54	0.46
2:H:17:SER:O	2:H:18:LEU:C	2.54	0.46
2:K:13:LYS:HA	2:K:16:PHE:HB3	1.98	0.46

*Continued on next page...*

*Continued from previous page...*

Atom-1	Atom-2	Interatomic distance (Å)	Clash overlap (Å)
2:L:5:THR:HG22	2:L:8:GLN:HB2	1.97	0.46
2:M:75:LYS:O	2:M:76:MET:HB2	2.15	0.46
2:M:143:GLN:HE21	2:M:143:GLN:HB3	1.54	0.46
1:A:94:LEU:O	1:A:98:SER:N	2.44	0.46
1:A:218:LEU:CD1	1:A:225:ILE:HD11	2.46	0.46
1:B:102:GLY:C	1:B:103:GLU:HG3	2.36	0.46
1:B:112:VAL:HG12	1:B:113:GLU:N	2.23	0.46
1:B:437:SER:O	1:B:439:ASN:N	2.48	0.46
1:B:765:THR:HG22	1:B:769:SER:OG	2.16	0.46
1:C:170:TYR:C	1:C:172:GLU:N	2.69	0.46
1:C:346:LYS:O	1:C:346:LYS:HG2	2.16	0.46
1:C:626:TYR:C	1:C:626:TYR:CD2	2.89	0.46
1:C:629:ASN:HD22	1:C:629:ASN:C	2.16	0.46
1:D:71:PHE:CD1	1:D:73:ASN:HB2	2.51	0.46
1:D:368:GLN:OE1	1:D:368:GLN:HA	2.16	0.46
1:D:660:SER:HB2	1:D:702:SER:HB2	1.97	0.46
1:D:697:ILE:CG2	1:D:732:ILE:HD11	2.36	0.46
1:E:192:PHE:HA	1:E:195:LEU:CB	2.46	0.46
1:E:346:LYS:O	1:E:346:LYS:HG2	2.16	0.46
1:E:413:LEU:HB2	1:E:419:ILE:CG1	2.45	0.46
1:E:520:PRO:CG	1:E:521:ASN:N	2.79	0.46
1:E:730:ASN:O	1:E:732:ILE:N	2.49	0.46
1:F:99:GLU:C	1:F:101:GLY:N	2.69	0.46
1:F:248:TYR:HE1	1:F:269:ASN:CA	2.29	0.46
1:F:403:LEU:HD22	1:F:474:ILE:HG21	1.97	0.46
1:F:557:LEU:HD23	1:F:557:LEU:O	2.16	0.46
2:I:75:LYS:O	2:I:76:MET:HB2	2.16	0.46
2:I:127:GLU:O	2:I:127:GLU:HG2	2.15	0.46
2:J:17:SER:O	2:J:18:LEU:C	2.54	0.46
2:K:75:LYS:O	2:K:76:MET:HB2	2.15	0.46
2:M:13:LYS:HA	2:M:16:PHE:HB3	1.98	0.46
1:A:142:VAL:CG2	1:A:154:ILE:HD12	2.39	0.46
1:A:175:LYS:O	1:A:176:GLY:C	2.55	0.46
1:A:275:GLY:O	1:A:278:LYS:HE2	2.15	0.46
1:A:279:ILE:O	1:A:283:LEU:HB2	2.16	0.46
1:A:493:ASP:OD2	1:A:577:HIS:NE2	2.48	0.46
1:A:663:PHE:O	1:A:664:ILE:C	2.53	0.46
1:B:189:ASP:C	1:B:191:GLU:N	2.59	0.46
1:B:368:GLN:OE1	1:B:368:GLN:HA	2.14	0.46
1:B:397:GLU:O	1:B:480:ASN:N	2.49	0.46
1:B:627:TYR:O	1:B:627:TYR:CD1	2.69	0.46

*Continued on next page...*

*Continued from previous page...*

Atom-1	Atom-2	Interatomic distance (Å)	Clash overlap (Å)
1:B:635:ILE:H	1:B:635:ILE:CD1	2.08	0.46
1:B:710:HIS:C	1:B:712:PHE:N	2.66	0.46
1:C:97:TYR:C	1:C:99:GLU:N	2.69	0.46
1:C:192:PHE:HA	1:C:195:LEU:CB	2.46	0.46
1:C:413:LEU:HB2	1:C:419:ILE:CG1	2.45	0.46
1:C:504:ILE:CD1	1:C:504:ILE:H	2.29	0.46
1:D:192:PHE:HA	1:D:195:LEU:HB2	1.98	0.46
1:D:444:PHE:N	1:D:444:PHE:CD1	2.84	0.46
1:D:446:ILE:HG13	1:D:452:GLU:O	2.15	0.46
1:E:112:VAL:HG12	1:E:113:GLU:N	2.22	0.46
1:E:626:TYR:C	1:E:626:TYR:CD2	2.90	0.46
1:F:97:TYR:C	1:F:99:GLU:N	2.69	0.46
1:F:112:VAL:HG12	1:F:113:GLU:N	2.23	0.46
1:F:370:LEU:HD11	1:F:455:TYR:CE1	2.51	0.46
1:F:709:ASN:CB	2:M:130:ILE:HG23	2.41	0.46
2:I:73:ALA:C	2:I:75:LYS:N	2.69	0.46
2:I:97:ASN:O	2:I:99:TYR:HD1	1.99	0.46
2:M:5:THR:O	2:M:8:GLN:HB3	2.16	0.46
1:A:346:LYS:O	1:A:346:LYS:HG2	2.16	0.45
1:A:486:LYS:HE3	1:A:570:THR:O	2.16	0.45
1:A:730:ASN:O	1:A:732:ILE:N	2.50	0.45
1:B:666:ASN:HD22	1:B:666:ASN:N	2.13	0.45
1:C:338:LEU:O	1:C:341:SER:HB3	2.17	0.45
1:C:368:GLN:OE1	1:C:368:GLN:HA	2.16	0.45
1:C:493:ASP:OD2	1:C:577:HIS:NE2	2.49	0.45
1:D:154:ILE:HG22	1:D:155:ASN:H	1.81	0.45
1:D:175:LYS:O	1:D:176:GLY:C	2.55	0.45
1:D:761:GLN:OE1	1:D:761:GLN:HA	2.15	0.45
1:E:70:GLU:CB	1:E:107:THR:HA	2.44	0.45
1:E:97:TYR:C	1:E:99:GLU:N	2.69	0.45
1:E:173:ILE:C	1:E:175:LYS:N	2.64	0.45
1:E:518:ASN:HD22	1:E:518:ASN:N	2.13	0.45
1:F:554:LYS:O	1:F:555:GLN:C	2.54	0.45
2:J:52:ILE:HG23	2:J:53:ASN:H	1.81	0.45
2:K:127:GLU:HG2	2:K:127:GLU:O	2.16	0.45
2:L:17:SER:O	2:L:18:LEU:C	2.55	0.45
2:L:52:ILE:HG23	2:L:53:ASN:H	1.81	0.45
2:M:5:THR:HG22	2:M:8:GLN:HB2	1.97	0.45
1:A:142:VAL:HG22	1:A:154:ILE:CG2	2.43	0.45
1:A:234:LEU:HD23	1:A:234:LEU:N	2.31	0.45
1:A:504:ILE:CD1	1:A:504:ILE:H	2.30	0.45

*Continued on next page...*



*Continued from previous page...*

Atom-1	Atom-2	Interatomic distance (Å)	Clash overlap (Å)
1:B:172:GLU:OE1	1:B:172:GLU:HA	2.16	0.45
1:B:197:LYS:NZ	1:B:197:LYS:CB	2.80	0.45
1:B:373:LYS:HD3	1:B:376:GLN:NE2	2.31	0.45
1:B:481:VAL:O	1:B:482:GLU:HB2	2.17	0.45
1:B:626:TYR:C	1:B:626:TYR:CD2	2.90	0.45
1:C:444:PHE:N	1:C:444:PHE:CD1	2.85	0.45
1:C:554:LYS:O	1:C:555:GLN:C	2.53	0.45
1:C:561:ASN:C	1:C:563:ALA:H	2.19	0.45
1:C:657:ILE:HB	1:C:759:GLN:HG2	1.96	0.45
1:C:761:GLN:OE1	1:C:761:GLN:HA	2.15	0.45
1:D:89:ILE:HD13	1:D:175:LYS:CE	2.34	0.45
1:D:102:GLY:C	1:D:103:GLU:HG3	2.36	0.45
1:D:197:LYS:NZ	1:D:197:LYS:CB	2.80	0.45
1:D:413:LEU:HB2	1:D:419:ILE:CG1	2.45	0.45
1:D:694:VAL:C	1:D:696:LYS:N	2.69	0.45
1:D:757:THR:O	1:D:758:ASN:C	2.54	0.45
1:F:377:GLN:O	1:F:381:GLU:HB2	2.15	0.45
1:F:679:TYR:CE2	1:F:691:LYS:HG3	2.51	0.45
1:F:761:GLN:HA	1:F:761:GLN:OE1	2.15	0.45
2:H:13:LYS:HA	2:H:16:PHE:HB3	1.98	0.45
2:I:70:THR:O	2:I:70:THR:CG2	2.64	0.45
2:J:5:THR:HG22	2:J:8:GLN:HB2	1.97	0.45
2:M:52:ILE:HG23	2:M:53:ASN:H	1.81	0.45
1:A:100:LEU:HD11	1:A:182:ILE:CG2	2.44	0.45
1:A:173:ILE:HG23	1:A:174:GLY:N	2.31	0.45
1:A:218:LEU:C	1:A:218:LEU:HD12	2.37	0.45
1:A:557:LEU:HD23	1:A:557:LEU:O	2.17	0.45
1:A:694:VAL:CG2	2:H:18:LEU:HD11	2.47	0.45
1:B:132:GLY:O	1:B:133:GLU:HB2	2.15	0.45
1:B:175:LYS:HB2	1:B:175:LYS:HZ2	1.78	0.45
1:B:176:GLY:C	1:B:178:SER:N	2.69	0.45
1:B:189:ASP:HB3	1:B:190:PRO:CD	2.46	0.45
1:B:346:LYS:O	1:B:346:LYS:HG2	2.16	0.45
1:B:446:ILE:HB	1:B:453:VAL:HG22	1.99	0.45
1:C:131:ARG:HG3	1:C:243:LEU:HD13	1.99	0.45
1:C:172:GLU:OE1	1:C:172:GLU:HA	2.16	0.45
1:C:248:TYR:HE1	1:C:269:ASN:CA	2.29	0.45
1:C:279:ILE:HG22	1:C:283:LEU:CD1	2.46	0.45
1:C:323:ASN:C	1:C:324:THR:CG2	2.85	0.45
1:D:557:LEU:HD11	1:D:577:HIS:O	2.17	0.45
1:D:716:LYS:HG3	1:D:717:LYS:N	2.31	0.45

*Continued on next page...*

*Continued from previous page...*

Atom-1	Atom-2	Interatomic distance (Å)	Clash overlap (Å)
1:D:776:LEU:CD2	1:D:780:LEU:HD21	2.47	0.45
1:E:154:ILE:HG22	1:E:155:ASN:H	1.81	0.45
1:E:197:LYS:NZ	1:E:197:LYS:CB	2.79	0.45
1:E:530:THR:HG21	2:L:145:MET:HE3	1.98	0.45
1:E:534:ILE:HG21	2:L:84:GLU:HB3	1.98	0.45
1:E:792:VAL:HG12	1:E:796:ILE:CD1	2.42	0.45
1:F:173:ILE:HG23	1:F:174:GLY:N	2.32	0.45
1:F:512:GLU:O	1:F:516:VAL:HG23	2.15	0.45
1:F:518:ASN:N	1:F:518:ASN:HD22	2.13	0.45
1:F:629:ASN:HD22	1:F:629:ASN:C	2.15	0.45
1:F:666:ASN:HD22	1:F:666:ASN:N	2.14	0.45
1:F:776:LEU:CD2	1:F:780:LEU:HD21	2.46	0.45
2:J:5:THR:O	2:J:8:GLN:HB3	2.17	0.45
2:K:13:LYS:NZ	2:K:65:PHE:HB3	2.31	0.45
2:L:30:LYS:H	2:L:30:LYS:CD	2.20	0.45
1:A:170:TYR:C	1:A:172:GLU:N	2.69	0.45
1:A:325:TYR:C	1:A:326:ILE:HG13	2.35	0.45
1:A:397:GLU:O	1:A:480:ASN:N	2.49	0.45
1:B:254:ARG:H	1:B:254:ARG:CD	2.24	0.45
1:B:486:LYS:HE3	1:B:570:THR:O	2.16	0.45
1:C:71:PHE:HD1	1:C:108:ASP:OD1	1.99	0.45
1:C:441:VAL:O	1:C:441:VAL:HG12	2.16	0.45
1:C:518:ASN:HD22	1:C:518:ASN:N	2.13	0.45
1:C:534:ILE:HG21	2:J:84:GLU:HB3	1.98	0.45
1:D:122:GLU:CB	1:D:147:ARG:HG3	2.47	0.45
1:D:132:GLY:O	1:D:133:GLU:HB2	2.16	0.45
1:D:288:VAL:HG12	1:D:292:ARG:HH22	1.82	0.45
1:D:559:ARG:HG3	1:D:559:ARG:HH11	1.81	0.45
1:D:607:ASN:C	1:D:609:GLU:N	2.70	0.45
1:D:723:PHE:O	1:D:724:ARG:C	2.53	0.45
1:D:730:ASN:O	1:D:732:ILE:N	2.49	0.45
1:E:368:GLN:HA	1:E:368:GLN:OE1	2.16	0.45
1:E:387:ASN:O	1:E:390:SER:HB2	2.17	0.45
1:E:512:GLU:O	1:E:516:VAL:HG23	2.15	0.45
1:E:660:SER:HB2	1:E:702:SER:HB2	1.98	0.45
1:E:694:VAL:C	1:E:696:LYS:N	2.68	0.45
1:E:738:SER:HB3	1:E:739:LYS:H	1.59	0.45
1:F:131:ARG:HG3	1:F:243:LEU:HD13	1.99	0.45
1:F:172:GLU:OE1	1:F:172:GLU:HA	2.15	0.45
1:F:176:GLY:C	1:F:178:SER:N	2.70	0.45
1:F:381:GLU:C	1:F:383:GLY:N	2.69	0.45

*Continued on next page...*

*Continued from previous page...*

Atom-1	Atom-2	Interatomic distance (Å)	Clash overlap (Å)
2:H:21:LYS:O	2:H:23:GLY:N	2.38	0.45
2:H:116:LEU:HD13	2:H:121:VAL:CG2	2.46	0.45
2:I:52:ILE:HG23	2:I:53:ASN:H	1.81	0.45
2:K:97:ASN:ND2	2:K:97:ASN:N	2.63	0.45
2:M:116:LEU:HD13	2:M:121:VAL:CG2	2.46	0.45
1:A:115:LYS:HZ2	1:A:115:LYS:HB3	1.81	0.45
1:A:217:LYS:HZ1	1:A:233:ASN:HB3	1.81	0.45
1:A:368:GLN:OE1	1:A:368:GLN:HA	2.15	0.45
1:A:441:VAL:O	1:A:441:VAL:HG12	2.16	0.45
1:A:446:ILE:HG13	1:A:452:GLU:O	2.15	0.45
1:B:279:ILE:O	1:B:283:LEU:HB2	2.17	0.45
1:B:518:ASN:HD22	1:B:518:ASN:N	2.13	0.45
1:C:173:ILE:HG23	1:C:174:GLY:N	2.31	0.45
1:C:218:LEU:CD1	1:C:225:ILE:HD11	2.45	0.45
1:C:375:GLY:HA2	1:C:464:VAL:HG11	1.99	0.45
1:C:397:GLU:O	1:C:480:ASN:N	2.49	0.45
1:C:408:LEU:O	1:C:409:ARG:C	2.55	0.45
1:C:652:ALA:HB1	2:J:99:TYR:HE1	1.82	0.45
1:D:176:GLY:C	1:D:178:SER:N	2.70	0.45
1:E:615:ILE:HD12	1:E:645:TRP:CH2	2.48	0.45
1:F:579:THR:C	1:F:581:GLN:N	2.70	0.45
2:H:16:PHE:HE1	2:H:27:ILE:CG1	2.30	0.45
2:H:65:PHE:HD1	2:H:66:PRO:CD	2.26	0.45
2:I:17:SER:O	2:I:18:LEU:C	2.55	0.45
2:J:70:THR:O	2:J:70:THR:CG2	2.64	0.45
2:K:5:THR:O	2:K:8:GLN:HB3	2.17	0.45
2:L:104:GLU:H	2:L:104:GLU:HG2	1.49	0.45
2:M:136:VAL:HG23	2:M:136:VAL:O	2.17	0.45
1:A:71:PHE:HD1	1:A:108:ASP:OD1	2.00	0.45
1:A:197:LYS:NZ	1:A:197:LYS:CB	2.80	0.45
1:A:197:LYS:NZ	1:A:264:MET:SD	2.90	0.45
1:A:269:ASN:O	1:A:273:LYS:HG3	2.17	0.45
1:B:154:ILE:HG22	1:B:155:ASN:H	1.81	0.45
1:B:328:PHE:N	1:B:328:PHE:CD1	2.85	0.45
1:B:381:GLU:C	1:B:383:GLY:N	2.69	0.45
1:C:77:ASP:O	1:C:81:GLN:CB	2.61	0.45
1:D:85:LEU:HD12	1:D:168:GLU:OE1	2.16	0.45
1:D:173:ILE:HG23	1:D:174:GLY:N	2.31	0.45
1:D:284:LYS:HA	1:D:284:LYS:HE3	1.97	0.45
1:D:370:LEU:HD11	1:D:455:TYR:CE1	2.52	0.45
1:D:504:ILE:CD1	1:D:504:ILE:H	2.30	0.45

*Continued on next page...*

*Continued from previous page...*

Atom-1	Atom-2	Interatomic distance (Å)	Clash overlap (Å)
1:D:557:LEU:HD23	1:D:557:LEU:O	2.17	0.45
1:E:248:TYR:HE1	1:E:269:ASN:CA	2.29	0.45
1:F:192:PHE:HA	1:F:195:LEU:CB	2.46	0.45
1:F:333:LYS:C	1:F:335:ALA:N	2.70	0.45
1:F:387:ASN:N	1:F:387:ASN:HD22	2.14	0.45
2:H:110:THR:HA	2:H:114:GLU:O	2.17	0.45
2:H:127:GLU:HG2	2:H:127:GLU:O	2.15	0.45
2:J:13:LYS:NZ	2:J:65:PHE:HB3	2.32	0.45
2:J:38:SER:C	2:J:40:GLY:H	2.20	0.45
2:J:75:LYS:O	2:J:76:MET:HB2	2.16	0.45
1:A:89:ILE:H	1:A:89:ILE:HG13	1.55	0.45
1:A:176:GLY:C	1:A:178:SER:N	2.70	0.45
1:A:373:LYS:O	1:A:380:VAL:HG22	2.16	0.45
1:A:520:PRO:CG	1:A:521:ASN:N	2.78	0.45
1:A:534:ILE:HG21	2:H:84:GLU:HB3	1.98	0.45
1:A:581:GLN:NE2	1:A:629:ASN:N	2.61	0.45
1:A:659:THR:HG22	1:A:660:SER:H	1.81	0.45
1:A:694:VAL:C	1:A:696:LYS:N	2.68	0.45
1:B:89:ILE:CG2	1:B:90:PRO:HD2	2.46	0.45
1:B:175:LYS:O	1:B:176:GLY:C	2.55	0.45
1:B:370:LEU:HD11	1:B:455:TYR:CE1	2.51	0.45
1:B:373:LYS:O	1:B:380:VAL:HG22	2.16	0.45
1:B:445:ARG:HG2	1:B:471:TRP:CZ3	2.52	0.45
1:B:593:ILE:C	1:B:604:LEU:HD12	2.38	0.45
1:B:607:ASN:C	1:B:609:GLU:H	2.19	0.45
1:B:776:LEU:CD2	1:B:780:LEU:HD21	2.47	0.45
1:C:123:GLU:O	1:C:146:LYS:NZ	2.37	0.45
1:C:607:ASN:C	1:C:609:GLU:N	2.70	0.45
1:C:667:LEU:O	1:C:668:SER:C	2.55	0.45
1:D:323:ASN:C	1:D:324:THR:CG2	2.85	0.45
1:D:381:GLU:C	1:D:383:GLY:N	2.70	0.45
1:D:517:VAL:HG23	1:D:518:ASN:HD22	1.82	0.45
1:E:172:GLU:OE1	1:E:172:GLU:HA	2.15	0.45
1:E:333:LYS:C	1:E:335:ALA:N	2.70	0.45
1:E:373:LYS:HD3	1:E:376:GLN:NE2	2.31	0.45
1:E:373:LYS:O	1:E:380:VAL:HG22	2.17	0.45
1:F:177:ILE:HA	1:F:180:ASP:CG	2.37	0.45
1:F:284:LYS:HA	1:F:284:LYS:HE3	1.97	0.45
1:F:561:ASN:C	1:F:563:ALA:H	2.19	0.45
1:F:607:ASN:C	1:F:609:GLU:H	2.19	0.45
1:F:630:ARG:CD	2:M:83:GLU:HG2	2.47	0.45

*Continued on next page...*

*Continued from previous page...*

Atom-1	Atom-2	Interatomic distance (Å)	Clash overlap (Å)
2:H:83:GLU:O	2:H:84:GLU:C	2.53	0.45
2:H:89:PHE:O	2:H:91:VAL:N	2.49	0.45
2:K:110:THR:O	2:K:113:GLY:N	2.47	0.45
2:L:13:LYS:NZ	2:L:65:PHE:HB3	2.32	0.45
2:M:87:GLU:C	2:M:89:PHE:N	2.70	0.45
1:A:387:ASN:N	1:A:387:ASN:HD22	2.15	0.45
1:A:561:ASN:C	1:A:563:ALA:H	2.19	0.45
1:A:607:ASN:C	1:A:609:GLU:H	2.19	0.45
1:A:626:TYR:CD2	1:A:627:TYR:N	2.85	0.45
1:A:630:ARG:HD2	2:H:83:GLU:HG2	1.98	0.45
1:B:83:GLN:C	1:B:85:LEU:N	2.70	0.45
1:B:173:ILE:HG23	1:B:174:GLY:N	2.32	0.45
1:B:184:LYS:HE3	1:B:191:GLU:CB	2.45	0.45
1:B:389:LYS:C	1:B:391:ILE:N	2.69	0.45
1:B:441:VAL:O	1:B:441:VAL:HG12	2.17	0.45
1:B:513:TRP:CZ2	2:I:114:GLU:HB2	2.52	0.45
1:B:557:LEU:O	1:B:557:LEU:HD23	2.16	0.45
1:B:562:GLU:O	1:B:562:GLU:HG3	2.11	0.45
1:C:381:GLU:C	1:C:383:GLY:N	2.69	0.45
1:C:517:VAL:HG23	1:C:518:ASN:HD22	1.82	0.45
1:C:628:PHE:CE2	2:J:90:ARG:NH1	2.84	0.45
1:C:660:SER:HB2	1:C:702:SER:HB2	1.97	0.45
1:C:716:LYS:HG3	1:C:717:LYS:N	2.31	0.45
1:C:754:GLU:HG2	1:C:758:ASN:HD21	1.82	0.45
1:D:71:PHE:HD1	1:D:108:ASP:OD1	2.00	0.45
1:D:338:LEU:O	1:D:341:SER:HB3	2.17	0.45
1:D:682:SER:OG	1:D:683:GLY:N	2.49	0.45
1:E:79:ILE:C	1:E:81:GLN:N	2.70	0.45
1:E:184:LYS:CE	1:E:193:LEU:HD12	2.37	0.45
1:E:279:ILE:HG22	1:E:283:LEU:CD1	2.46	0.45
1:E:323:ASN:C	1:E:324:THR:CG2	2.85	0.45
1:E:504:ILE:CD1	1:E:504:ILE:H	2.30	0.45
1:F:70:GLU:CB	1:F:107:THR:HA	2.44	0.45
1:F:338:LEU:O	1:F:341:SER:HB3	2.17	0.45
1:F:397:GLU:O	1:F:480:ASN:N	2.50	0.45
1:F:457:THR:HG23	1:F:469:PHE:H	1.82	0.45
1:F:504:ILE:N	1:F:504:ILE:CD1	2.78	0.45
1:F:532:LEU:HD23	1:F:532:LEU:HA	1.84	0.45
1:F:607:ASN:C	1:F:609:GLU:N	2.70	0.45
1:F:732:ILE:C	1:F:734:ASN:N	2.69	0.45
2:I:38:SER:C	2:I:40:GLY:H	2.20	0.45

*Continued on next page...*

*Continued from previous page...*

Atom-1	Atom-2	Interatomic distance (Å)	Clash overlap (Å)
2:J:110:THR:O	2:J:113:GLY:N	2.48	0.45
2:K:104:GLU:H	2:K:104:GLU:HG2	1.49	0.45
1:A:173:ILE:O	1:A:174:GLY:C	2.55	0.45
1:A:192:PHE:HA	1:A:195:LEU:HB2	1.98	0.45
1:A:776:LEU:CD2	1:A:780:LEU:HD21	2.47	0.45
1:B:446:ILE:HG13	1:B:452:GLU:O	2.16	0.45
1:B:517:VAL:HG23	1:B:518:ASN:HD22	1.82	0.45
1:B:655:ASN:O	1:B:759:GLN:NE2	2.50	0.45
1:B:723:PHE:O	1:B:724:ARG:C	2.54	0.45
1:C:112:VAL:HG12	1:C:113:GLU:N	2.22	0.45
1:C:176:GLY:C	1:C:178:SER:N	2.70	0.45
1:C:217:LYS:HZ1	1:C:233:ASN:HB3	1.82	0.45
1:C:345:THR:HG21	1:C:491:ASP:HA	1.99	0.45
1:C:373:LYS:O	1:C:380:VAL:HG22	2.17	0.45
1:C:446:ILE:HB	1:C:453:VAL:HG22	1.98	0.45
1:C:500:SER:O	1:C:503:GLU:N	2.36	0.45
1:C:540:ARG:NH1	1:C:627:TYR:CE1	2.84	0.45
1:C:709:ASN:CB	2:J:130:ILE:HG23	2.43	0.45
1:D:99:GLU:C	1:D:101:GLY:N	2.68	0.45
1:D:445:ARG:HG2	1:D:471:TRP:CZ3	2.52	0.45
1:D:446:ILE:HB	1:D:453:VAL:HG22	1.98	0.45
1:E:197:LYS:NZ	1:E:264:MET:SD	2.89	0.45
1:E:387:ASN:N	1:E:387:ASN:HD22	2.15	0.45
1:E:629:ASN:HD22	1:E:629:ASN:C	2.17	0.45
1:E:694:VAL:CG2	2:L:18:LEU:HD11	2.47	0.45
1:F:792:VAL:HG12	1:F:796:ILE:CD1	2.43	0.45
2:I:138:TYR:CE1	2:I:142:VAL:CG2	3.00	0.45
2:K:58:ASP:C	2:K:60:ASN:N	2.71	0.45
2:K:73:ALA:C	2:K:75:LYS:N	2.69	0.45
2:L:70:THR:O	2:L:70:THR:CG2	2.63	0.45
2:L:116:LEU:HD13	2:L:121:VAL:CG2	2.45	0.45
1:A:97:TYR:C	1:A:99:GLU:N	2.70	0.45
1:A:431:LYS:O	1:A:432:TYR:CD2	2.67	0.45
1:A:444:PHE:N	1:A:444:PHE:CD1	2.84	0.45
1:A:500:SER:O	1:A:503:GLU:N	2.38	0.45
1:A:559:ARG:HD2	1:A:562:GLU:OE2	2.17	0.45
1:B:192:PHE:HA	1:B:195:LEU:CB	2.46	0.45
1:B:197:LYS:NZ	1:B:264:MET:SD	2.90	0.45
1:B:234:LEU:HD23	1:B:234:LEU:N	2.32	0.45
1:C:173:ILE:O	1:C:174:GLY:C	2.56	0.45
1:C:254:ARG:H	1:C:254:ARG:CD	2.24	0.45

*Continued on next page...*

*Continued from previous page...*

Atom-1	Atom-2	Interatomic distance (Å)	Clash overlap (Å)
1:C:373:LYS:HD3	1:C:376:GLN:NE2	2.31	0.45
1:C:741:ILE:O	1:C:741:ILE:HG13	2.17	0.45
1:D:346:LYS:O	1:D:346:LYS:HG2	2.16	0.45
1:D:397:GLU:O	1:D:480:ASN:N	2.50	0.45
1:E:115:LYS:HZ2	1:E:115:LYS:HB3	1.82	0.45
1:E:446:ILE:HB	1:E:453:VAL:HG22	1.98	0.45
1:E:666:ASN:HD22	1:E:666:ASN:N	2.14	0.45
1:E:764:LEU:O	1:E:766:HIS:N	2.50	0.45
1:F:71:PHE:HD1	1:F:108:ASP:OD1	1.99	0.45
1:F:218:LEU:CD1	1:F:225:ILE:HD11	2.46	0.45
1:F:431:LYS:O	1:F:432:TYR:CD2	2.68	0.45
1:F:517:VAL:HG23	1:F:518:ASN:HD22	1.82	0.45
1:F:530:THR:CG2	2:M:88:ALA:HB1	2.46	0.45
1:F:557:LEU:HD11	1:F:577:HIS:O	2.17	0.45
1:F:626:TYR:CD2	1:F:627:TYR:N	2.85	0.45
2:H:38:SER:C	2:H:40:GLY:H	2.20	0.45
2:H:70:THR:O	2:H:70:THR:CG2	2.64	0.45
2:H:143:GLN:HE21	2:H:143:GLN:HB3	1.53	0.45
2:K:87:GLU:C	2:K:89:PHE:N	2.71	0.45
2:M:58:ASP:C	2:M:60:ASN:N	2.71	0.45
1:A:131:ARG:HG3	1:A:243:LEU:HD13	1.98	0.44
1:A:154:ILE:HG22	1:A:155:ASN:H	1.82	0.44
1:A:517:VAL:HG23	1:A:518:ASN:HD22	1.82	0.44
1:A:559:ARG:HH11	1:A:559:ARG:HG3	1.82	0.44
1:A:632:TYR:CE2	1:A:643:ILE:HG21	2.52	0.44
1:A:792:VAL:HG12	1:A:796:ILE:CD1	2.42	0.44
1:B:378:LEU:O	1:B:382:LYS:N	2.47	0.44
1:B:444:PHE:CD1	1:B:444:PHE:N	2.85	0.44
1:B:607:ASN:C	1:B:609:GLU:N	2.70	0.44
1:B:730:ASN:O	1:B:732:ILE:N	2.50	0.44
1:C:192:PHE:HA	1:C:195:LEU:HB2	1.98	0.44
1:C:557:LEU:O	1:C:557:LEU:HD23	2.17	0.44
1:C:626:TYR:CD2	1:C:627:TYR:N	2.85	0.44
1:C:690:LYS:HZ3	1:C:741:ILE:HG23	1.82	0.44
1:D:345:THR:HG21	1:D:491:ASP:HA	1.99	0.44
1:D:632:TYR:CE2	1:D:643:ILE:HG21	2.51	0.44
1:D:724:ARG:NH1	1:D:724:ARG:CG	2.81	0.44
1:E:71:PHE:CD1	1:E:73:ASN:HB2	2.52	0.44
1:E:175:LYS:O	1:E:176:GLY:C	2.54	0.44
1:E:192:PHE:HA	1:E:195:LEU:HB2	1.98	0.44
1:E:559:ARG:HD2	1:E:562:GLU:OE2	2.16	0.44

*Continued on next page...*



*Continued from previous page...*

Atom-1	Atom-2	Interatomic distance (Å)	Clash overlap (Å)
1:E:694:VAL:O	1:E:696:LYS:N	2.50	0.44
1:F:254:ARG:H	1:F:254:ARG:CD	2.24	0.44
1:F:375:GLY:HA2	1:F:464:VAL:HG11	1.99	0.44
1:F:559:ARG:HH11	1:F:559:ARG:HG3	1.81	0.44
1:F:697:ILE:CG2	1:F:732:ILE:HD11	2.37	0.44
2:H:52:ILE:HG23	2:H:53:ASN:H	1.81	0.44
2:K:89:PHE:O	2:K:91:VAL:N	2.51	0.44
2:K:110:THR:HA	2:K:114:GLU:O	2.18	0.44
2:K:136:VAL:HG23	2:K:136:VAL:O	2.18	0.44
2:M:21:LYS:O	2:M:23:GLY:N	2.38	0.44
1:A:112:VAL:HG12	1:A:113:GLU:N	2.23	0.44
1:A:292:ARG:HB3	1:A:293:ILE:H	1.68	0.44
1:A:345:THR:HG21	1:A:491:ASP:HA	1.99	0.44
1:A:410:ILE:C	1:A:412:GLU:N	2.71	0.44
1:A:738:SER:HB3	1:A:739:LYS:H	1.59	0.44
1:B:218:LEU:C	1:B:218:LEU:HD12	2.38	0.44
1:B:333:LYS:C	1:B:335:ALA:N	2.70	0.44
1:B:338:LEU:O	1:B:341:SER:HB3	2.17	0.44
1:B:557:LEU:HD11	1:B:577:HIS:O	2.18	0.44
1:B:682:SER:OG	1:B:683:GLY:N	2.48	0.44
1:C:182:ILE:O	1:C:182:ILE:CD1	2.61	0.44
1:C:188:LEU:CD2	1:C:188:LEU:N	2.49	0.44
1:C:284:LYS:HA	1:C:284:LYS:HE3	1.97	0.44
1:C:333:LYS:C	1:C:335:ALA:N	2.70	0.44
1:C:655:ASN:O	1:C:759:GLN:NE2	2.50	0.44
1:C:776:LEU:CD2	1:C:780:LEU:HD21	2.47	0.44
1:E:131:ARG:HG3	1:E:243:LEU:HD13	1.99	0.44
1:E:279:ILE:O	1:E:283:LEU:HB2	2.16	0.44
1:E:625:LEU:HD12	1:E:626:TYR:N	2.33	0.44
1:E:776:LEU:CD2	1:E:780:LEU:HD21	2.47	0.44
1:F:175:LYS:O	1:F:176:GLY:C	2.55	0.44
1:F:660:SER:HB2	1:F:702:SER:HB2	1.98	0.44
1:F:663:PHE:O	1:F:664:ILE:C	2.54	0.44
1:F:667:LEU:O	1:F:668:SER:C	2.56	0.44
1:F:668:SER:CA	2:M:14:GLU:HG3	2.43	0.44
1:F:757:THR:O	1:F:758:ASN:C	2.54	0.44
2:H:138:TYR:CE1	2:H:142:VAL:CG2	3.01	0.44
2:J:110:THR:HA	2:J:114:GLU:O	2.17	0.44
2:L:73:ALA:C	2:L:75:LYS:N	2.69	0.44
2:M:117:THR:HG21	2:M:120:GLU:OE2	2.18	0.44
1:A:79:ILE:C	1:A:81:GLN:N	2.69	0.44

*Continued on next page...*

*Continued from previous page...*

Atom-1	Atom-2	Interatomic distance (Å)	Clash overlap (Å)
1:A:131:ARG:HG3	1:A:243:LEU:CD2	2.45	0.44
1:A:387:ASN:O	1:A:390:SER:HB2	2.17	0.44
1:A:543:ASP:OD2	1:A:554:LYS:NZ	2.39	0.44
1:A:754:GLU:HG2	1:A:758:ASN:HD21	1.83	0.44
1:B:71:PHE:HD1	1:B:108:ASP:OD1	2.00	0.44
1:B:192:PHE:HA	1:B:195:LEU:HB2	1.98	0.44
1:B:574:VAL:O	1:B:574:VAL:HG22	2.18	0.44
1:B:661:ALA:HB2	2:I:38:SER:O	2.17	0.44
1:B:761:GLN:OE1	1:B:761:GLN:HA	2.15	0.44
1:C:115:LYS:HZ2	1:C:115:LYS:HB3	1.83	0.44
1:C:175:LYS:HB2	1:C:175:LYS:HZ2	1.83	0.44
1:C:177:ILE:HA	1:C:180:ASP:CG	2.38	0.44
1:C:446:ILE:HG13	1:C:452:GLU:O	2.17	0.44
1:C:786:GLU:HG3	1:C:786:GLU:O	2.18	0.44
1:D:172:GLU:OE1	1:D:172:GLU:HA	2.16	0.44
1:D:218:LEU:C	1:D:218:LEU:HD12	2.38	0.44
1:D:457:THR:HG23	1:D:469:PHE:H	1.82	0.44
1:D:628:PHE:CE2	2:K:90:ARG:NH1	2.86	0.44
1:D:659:THR:HG22	1:D:660:SER:H	1.82	0.44
1:E:89:ILE:CG2	1:E:90:PRO:HD2	2.47	0.44
1:E:217:LYS:HZ1	1:E:233:ASN:HB3	1.81	0.44
1:E:218:LEU:CD1	1:E:225:ILE:HD11	2.46	0.44
1:E:254:ARG:H	1:E:254:ARG:CD	2.24	0.44
1:E:370:LEU:HD11	1:E:455:TYR:CE1	2.52	0.44
1:E:445:ARG:HG2	1:E:471:TRP:CZ3	2.52	0.44
1:E:574:VAL:O	1:E:574:VAL:HG22	2.18	0.44
1:F:190:PRO:O	1:F:191:GLU:C	2.55	0.44
1:F:196:ILE:HG22	1:F:196:ILE:O	2.18	0.44
1:F:530:THR:HG21	2:M:145:MET:HE3	1.98	0.44
1:F:534:ILE:HG21	2:M:84:GLU:HB3	1.99	0.44
2:H:136:VAL:HG23	2:H:136:VAL:O	2.18	0.44
2:I:117:THR:HG23	2:I:120:GLU:CB	2.43	0.44
2:I:136:VAL:HG23	2:I:136:VAL:O	2.17	0.44
1:A:375:GLY:HA2	1:A:464:VAL:HG11	1.99	0.44
1:A:629:ASN:HD22	1:A:630:ARG:H	1.64	0.44
1:A:694:VAL:O	1:A:696:LYS:N	2.50	0.44
1:B:323:ASN:C	1:B:324:THR:CG2	2.85	0.44
1:B:329:ARG:HB3	1:B:330:PRO:HD3	1.99	0.44
1:B:376:GLN:C	1:B:378:LEU:H	2.21	0.44
1:B:504:ILE:CD1	1:B:504:ILE:H	2.31	0.44
1:B:559:ARG:HD2	1:B:562:GLU:OE2	2.18	0.44

*Continued on next page...*

*Continued from previous page...*

Atom-1	Atom-2	Interatomic distance (Å)	Clash overlap (Å)
1:B:732:ILE:C	1:B:734:ASN:N	2.70	0.44
1:B:741:ILE:HG13	1:B:741:ILE:O	2.17	0.44
1:C:144:GLU:O	1:C:146:LYS:N	2.51	0.44
1:C:182:ILE:HD13	1:C:187:SER:HB2	2.00	0.44
1:C:486:LYS:HE3	1:C:570:THR:O	2.17	0.44
1:D:97:TYR:C	1:D:99:GLU:N	2.69	0.44
1:D:441:VAL:O	1:D:441:VAL:HG12	2.16	0.44
1:D:607:ASN:C	1:D:609:GLU:H	2.19	0.44
1:D:653:LYS:O	1:D:655:ASN:N	2.51	0.44
1:E:100:LEU:HD11	1:E:182:ILE:CG2	2.42	0.44
1:E:115:LYS:O	1:E:117:LEU:N	2.51	0.44
1:E:177:ILE:HA	1:E:180:ASP:CG	2.38	0.44
1:E:375:GLY:HA2	1:E:464:VAL:HG11	1.98	0.44
1:E:397:GLU:O	1:E:480:ASN:N	2.50	0.44
1:E:709:ASN:CB	2:L:130:ILE:HG23	2.41	0.44
1:F:170:TYR:O	1:F:174:GLY:N	2.47	0.44
1:F:218:LEU:C	1:F:218:LEU:HD12	2.37	0.44
1:F:446:ILE:HB	1:F:453:VAL:HG22	1.98	0.44
1:F:446:ILE:HG12	1:F:447:SER:O	2.18	0.44
1:F:632:TYR:CE2	1:F:643:ILE:HG21	2.51	0.44
2:H:97:ASN:ND2	2:H:97:ASN:N	2.64	0.44
2:I:65:PHE:HD1	2:I:66:PRO:CD	2.26	0.44
2:I:110:THR:HA	2:I:114:GLU:O	2.18	0.44
2:J:117:THR:HG21	2:J:120:GLU:OE2	2.18	0.44
2:K:52:ILE:HG23	2:K:53:ASN:H	1.81	0.44
1:A:83:GLN:C	1:A:85:LEU:N	2.70	0.44
1:A:177:ILE:HA	1:A:180:ASP:CG	2.38	0.44
1:A:403:LEU:HG	1:A:405:LEU:HD11	2.00	0.44
1:A:655:ASN:O	1:A:759:GLN:NE2	2.51	0.44
1:B:89:ILE:HD13	1:B:175:LYS:CE	2.34	0.44
1:B:190:PRO:O	1:B:191:GLU:C	2.54	0.44
1:B:288:VAL:CG2	1:B:289:GLU:H	2.26	0.44
1:C:269:ASN:O	1:C:273:LYS:HG3	2.17	0.44
1:C:299:GLU:HA	1:C:302:LEU:HB3	1.99	0.44
1:C:318:ILE:O	1:C:319:ALA:C	2.53	0.44
1:C:389:LYS:C	1:C:391:ILE:N	2.69	0.44
1:D:170:TYR:C	1:D:172:GLU:N	2.69	0.44
1:D:179:LEU:HG	1:D:180:ASP:N	2.33	0.44
1:D:262:PRO:HG2	1:D:263:ASP:H	1.82	0.44
1:D:269:ASN:O	1:D:273:LYS:HG3	2.17	0.44
1:D:333:LYS:C	1:D:335:ALA:N	2.70	0.44

*Continued on next page...*

*Continued from previous page...*

Atom-1	Atom-2	Interatomic distance (Å)	Clash overlap (Å)
1:D:408:LEU:O	1:D:409:ARG:C	2.56	0.44
1:D:481:VAL:O	1:D:482:GLU:HB2	2.17	0.44
1:D:493:ASP:OD2	1:D:577:HIS:NE2	2.50	0.44
1:D:626:TYR:CD2	1:D:627:TYR:N	2.85	0.44
1:E:173:ILE:O	1:E:174:GLY:C	2.56	0.44
1:E:234:LEU:HD23	1:E:234:LEU:N	2.32	0.44
1:F:234:LEU:HD23	1:F:234:LEU:N	2.32	0.44
1:F:378:LEU:O	1:F:382:LYS:N	2.47	0.44
1:F:408:LEU:O	1:F:409:ARG:C	2.56	0.44
1:F:559:ARG:HD2	1:F:562:GLU:OE2	2.17	0.44
1:F:626:TYR:CD2	1:F:626:TYR:C	2.90	0.44
1:F:712:PHE:HB3	1:F:716:LYS:CG	2.47	0.44
2:K:143:GLN:HE21	2:K:143:GLN:HB3	1.53	0.44
2:L:25:GLY:CA	2:L:65:PHE:CZ	3.00	0.44
2:L:87:GLU:C	2:L:89:PHE:N	2.71	0.44
2:L:110:THR:HA	2:L:114:GLU:O	2.17	0.44
1:A:197:LYS:CB	1:A:197:LYS:HZ2	2.31	0.44
1:A:328:PHE:CD1	1:A:328:PHE:N	2.85	0.44
1:A:338:LEU:O	1:A:341:SER:HB3	2.17	0.44
1:A:410:ILE:O	1:A:412:GLU:N	2.50	0.44
1:A:762:LEU:O	1:A:763:LEU:C	2.55	0.44
1:B:89:ILE:CG2	1:B:93:VAL:HG11	2.39	0.44
1:B:323:ASN:O	1:B:324:THR:HG22	2.17	0.44
1:B:457:THR:HG23	1:B:469:PHE:H	1.82	0.44
1:B:667:LEU:O	1:B:668:SER:C	2.56	0.44
1:C:387:ASN:N	1:C:387:ASN:HD22	2.15	0.44
1:C:757:THR:O	1:C:758:ASN:C	2.55	0.44
1:D:123:GLU:O	1:D:146:LYS:NZ	2.38	0.44
1:D:323:ASN:O	1:D:324:THR:HG22	2.18	0.44
1:D:373:LYS:O	1:D:380:VAL:HG22	2.17	0.44
1:D:453:VAL:HG12	1:D:454:GLN:N	2.32	0.44
1:D:579:THR:C	1:D:581:GLN:N	2.70	0.44
1:E:218:LEU:C	1:E:218:LEU:HD12	2.37	0.44
1:E:408:LEU:O	1:E:409:ARG:C	2.56	0.44
1:E:410:ILE:O	1:E:412:GLU:N	2.50	0.44
1:E:517:VAL:HG23	1:E:518:ASN:HD22	1.82	0.44
1:E:630:ARG:CD	2:L:83:GLU:HG2	2.47	0.44
1:E:659:THR:HG22	1:E:660:SER:H	1.83	0.44
1:E:757:THR:O	1:E:758:ASN:C	2.54	0.44
1:F:345:THR:HG21	1:F:491:ASP:HA	1.99	0.44
1:F:410:ILE:O	1:F:412:GLU:N	2.50	0.44

*Continued on next page...*

*Continued from previous page...*

Atom-1	Atom-2	Interatomic distance (Å)	Clash overlap (Å)
1:F:694:VAL:C	1:F:696:LYS:N	2.70	0.44
2:J:73:ALA:C	2:J:75:LYS:N	2.69	0.44
2:M:97:ASN:ND2	2:M:97:ASN:N	2.64	0.44
1:A:122:GLU:CB	1:A:147:ARG:HG3	2.48	0.44
1:A:179:LEU:HG	1:A:180:ASP:N	2.33	0.44
1:A:323:ASN:O	1:A:324:THR:HG22	2.18	0.44
1:A:408:LEU:O	1:A:409:ARG:C	2.55	0.44
1:B:131:ARG:HG3	1:B:243:LEU:HD13	1.99	0.44
1:B:279:ILE:H	1:B:279:ILE:CD1	2.21	0.44
1:B:288:VAL:HG12	1:B:292:ARG:HH22	1.83	0.44
1:B:474:ILE:HG22	1:B:474:ILE:O	2.18	0.44
1:B:557:LEU:CD2	1:B:575:VAL:HG12	2.44	0.44
1:C:175:LYS:O	1:C:176:GLY:C	2.55	0.44
1:C:186:LYS:HE3	1:C:234:LEU:HB2	1.99	0.44
1:C:262:PRO:HG2	1:C:263:ASP:H	1.83	0.44
1:C:288:VAL:HG12	1:C:292:ARG:HH22	1.83	0.44
1:C:559:ARG:HH11	1:C:559:ARG:HG3	1.82	0.44
1:C:694:VAL:O	1:C:696:LYS:N	2.51	0.44
1:C:715:GLU:HA	1:C:718:ARG:CZ	2.43	0.44
1:C:732:ILE:C	1:C:734:ASN:N	2.70	0.44
1:D:186:LYS:HE3	1:D:234:LEU:HB2	1.99	0.44
1:D:373:LYS:HD3	1:D:376:GLN:NE2	2.32	0.44
1:D:387:ASN:N	1:D:387:ASN:HD22	2.15	0.44
1:D:410:ILE:O	1:D:412:GLU:N	2.50	0.44
1:D:431:LYS:O	1:D:432:TYR:CD2	2.69	0.44
1:D:668:SER:CA	2:K:14:GLU:HG3	2.44	0.44
1:E:329:ARG:HB3	1:E:330:PRO:HD3	1.99	0.44
1:E:632:TYR:CE2	1:E:643:ILE:HG21	2.52	0.44
1:F:79:ILE:C	1:F:81:GLN:N	2.69	0.44
1:F:175:LYS:NZ	1:F:175:LYS:CB	2.79	0.44
1:F:288:VAL:HG12	1:F:292:ARG:HH22	1.83	0.44
1:F:323:ASN:C	1:F:324:THR:CG2	2.86	0.44
1:F:441:VAL:O	1:F:441:VAL:HG12	2.17	0.44
1:F:615:ILE:HD12	1:F:645:TRP:CH2	2.48	0.44
2:I:15:ALA:CB	2:I:39:LEU:HD21	2.48	0.44
2:M:110:THR:HA	2:M:114:GLU:O	2.18	0.44
1:A:286:GLU:O	1:A:290:LYS:HB2	2.18	0.44
1:A:370:LEU:HD11	1:A:455:TYR:CE1	2.52	0.44
1:A:453:VAL:HG12	1:A:454:GLN:N	2.33	0.44
1:A:574:VAL:HG22	1:A:574:VAL:O	2.18	0.44
1:A:593:ILE:C	1:A:604:LEU:HD12	2.38	0.44

*Continued on next page...*

*Continued from previous page...*

Atom-1	Atom-2	Interatomic distance (Å)	Clash overlap (Å)
1:A:607:ASN:C	1:A:609:GLU:N	2.70	0.44
1:A:661:ALA:HB2	2:H:38:SER:O	2.18	0.44
1:B:177:ILE:HA	1:B:180:ASP:CG	2.38	0.44
1:B:262:PRO:HG2	1:B:263:ASP:H	1.83	0.44
1:B:387:ASN:O	1:B:390:SER:HB2	2.17	0.44
1:B:446:ILE:HG12	1:B:447:SER:O	2.18	0.44
1:B:713:SER:O	1:B:714:GLN:C	2.56	0.44
1:C:730:ASN:O	1:C:732:ILE:N	2.51	0.44
1:D:713:SER:O	1:D:714:GLN:C	2.56	0.44
1:D:732:ILE:C	1:D:734:ASN:N	2.69	0.44
1:E:131:ARG:HG3	1:E:243:LEU:CD2	2.45	0.44
1:E:328:PHE:N	1:E:328:PHE:CD1	2.86	0.44
1:E:532:LEU:HD23	1:E:532:LEU:HA	1.84	0.44
1:E:786:GLU:HG3	1:E:786:GLU:O	2.18	0.44
1:F:434:LEU:C	1:F:434:LEU:HD12	2.38	0.44
2:H:15:ALA:CB	2:H:39:LEU:HD21	2.48	0.44
2:I:5:THR:O	2:I:8:GLN:HB3	2.17	0.44
2:I:13:LYS:NZ	2:I:65:PHE:HB3	2.32	0.44
2:I:25:GLY:CA	2:I:65:PHE:CZ	2.99	0.44
2:I:117:THR:HG21	2:I:120:GLU:OE2	2.17	0.44
2:J:87:GLU:C	2:J:89:PHE:N	2.71	0.44
2:K:76:MET:HA	2:K:79:THR:CG2	2.48	0.44
2:K:143:GLN:O	2:K:144:MET:C	2.55	0.44
1:A:262:PRO:HG2	1:A:263:ASP:H	1.83	0.44
1:A:323:ASN:C	1:A:324:THR:CG2	2.86	0.44
1:A:446:ILE:HG12	1:A:447:SER:O	2.18	0.44
1:A:532:LEU:HD23	1:A:532:LEU:HA	1.84	0.44
1:B:375:GLY:HA2	1:B:464:VAL:HG11	1.99	0.44
1:B:403:LEU:HG	1:B:405:LEU:HD11	2.00	0.44
1:B:520:PRO:CG	1:B:521:ASN:H	2.15	0.44
1:B:626:TYR:CD2	1:B:627:TYR:N	2.85	0.44
1:C:474:ILE:HG22	1:C:474:ILE:O	2.18	0.44
1:C:792:VAL:HG12	1:C:796:ILE:CD1	2.42	0.44
1:D:626:TYR:CD2	1:D:626:TYR:C	2.90	0.44
1:E:123:GLU:O	1:E:146:LYS:NZ	2.38	0.44
1:E:179:LEU:HG	1:E:180:ASP:N	2.33	0.44
1:E:481:VAL:O	1:E:482:GLU:HB2	2.18	0.44
1:E:583:ASN:ND2	1:E:586:PHE:O	2.46	0.44
1:F:154:ILE:HG22	1:F:155:ASN:H	1.83	0.44
1:F:197:LYS:NZ	1:F:197:LYS:CB	2.79	0.44
1:F:199:LEU:O	1:F:201:ASP:N	2.50	0.44

*Continued on next page...*

*Continued from previous page...*

Atom-1	Atom-2	Interatomic distance (Å)	Clash overlap (Å)
1:F:373:LYS:HD3	1:F:376:GLN:NE2	2.31	0.44
2:H:5:THR:O	2:H:8:GLN:HB3	2.17	0.44
2:H:76:MET:HA	2:H:79:THR:CG2	2.48	0.44
2:I:37:ARG:O	2:I:38:SER:C	2.57	0.44
2:K:38:SER:C	2:K:40:GLY:H	2.20	0.44
2:L:76:MET:HA	2:L:79:THR:CG2	2.48	0.44
2:L:117:THR:HG21	2:L:120:GLU:OE2	2.18	0.44
1:A:182:ILE:HD13	1:A:187:SER:HB2	2.00	0.43
1:A:481:VAL:O	1:A:482:GLU:HB2	2.18	0.43
1:A:700:TYR:HD1	1:A:727:GLN:C	2.21	0.43
1:A:715:GLU:HA	1:A:718:ARG:CZ	2.43	0.43
1:A:732:ILE:C	1:A:734:ASN:N	2.70	0.43
1:A:786:GLU:HG3	1:A:786:GLU:O	2.18	0.43
1:B:184:LYS:CE	1:B:193:LEU:HD12	2.36	0.43
1:B:229:PHE:O	1:B:232:GLU:HB3	2.18	0.43
1:C:172:GLU:CG	1:C:246:SER:HA	2.48	0.43
1:C:457:THR:HG23	1:C:469:PHE:H	1.82	0.43
1:C:659:THR:HG22	1:C:660:SER:H	1.83	0.43
1:C:711:ILE:HG13	1:C:712:PHE:CD2	2.53	0.43
1:C:713:SER:O	1:C:714:GLN:C	2.56	0.43
1:C:767:GLN:HG2	1:C:768:LYS:N	2.32	0.43
1:D:410:ILE:C	1:D:412:GLU:N	2.71	0.43
1:D:786:GLU:HG3	1:D:786:GLU:O	2.18	0.43
1:E:196:ILE:O	1:E:196:ILE:HG22	2.17	0.43
1:E:269:ASN:O	1:E:273:LYS:HG3	2.17	0.43
1:E:446:ILE:HG12	1:E:447:SER:O	2.17	0.43
1:F:262:PRO:HG2	1:F:263:ASP:H	1.82	0.43
1:F:413:LEU:HB2	1:F:419:ILE:CG1	2.46	0.43
1:F:625:LEU:HD12	1:F:626:TYR:N	2.33	0.43
2:H:4:ALA:HA	2:H:8:GLN:NE2	2.33	0.43
2:I:87:GLU:C	2:I:89:PHE:N	2.71	0.43
2:J:13:LYS:C	2:J:15:ALA:N	2.72	0.43
2:K:15:ALA:CB	2:K:39:LEU:HD21	2.48	0.43
2:M:70:THR:O	2:M:70:THR:CG2	2.64	0.43
1:A:172:GLU:OE1	1:A:172:GLU:HA	2.17	0.43
1:A:184:LYS:CE	1:A:193:LEU:HD12	2.37	0.43
1:A:540:ARG:NH1	1:A:627:TYR:CE1	2.86	0.43
1:A:700:TYR:HB3	1:A:728:ALA:HB2	2.01	0.43
1:A:713:SER:O	1:A:714:GLN:C	2.56	0.43
1:B:89:ILE:H	1:B:89:ILE:HG13	1.55	0.43
1:B:196:ILE:O	1:B:196:ILE:HG22	2.19	0.43

*Continued on next page...*



*Continued from previous page...*

Atom-1	Atom-2	Interatomic distance (Å)	Clash overlap (Å)
1:B:197:LYS:CB	1:B:197:LYS:HZ2	2.31	0.43
1:B:322:LEU:HD13	1:B:556:MET:HE2	2.01	0.43
1:C:218:LEU:C	1:C:218:LEU:HD12	2.37	0.43
1:D:83:GLN:C	1:D:85:LEU:N	2.70	0.43
1:D:234:LEU:HD23	1:D:234:LEU:N	2.33	0.43
1:D:299:GLU:HA	1:D:302:LEU:HB3	2.00	0.43
1:E:318:ILE:H	1:E:318:ILE:CD1	2.12	0.43
1:E:338:LEU:O	1:E:341:SER:HB3	2.19	0.43
1:F:441:VAL:HG11	1:F:462:ILE:O	2.19	0.43
1:F:628:PHE:CE2	2:M:90:ARG:NH1	2.86	0.43
2:K:25:GLY:CA	2:K:65:PHE:CZ	3.00	0.43
2:K:117:THR:HG21	2:K:120:GLU:OE2	2.18	0.43
2:L:21:LYS:O	2:L:23:GLY:N	2.37	0.43
2:L:37:ARG:O	2:L:38:SER:C	2.57	0.43
2:L:94:LYS:HB3	2:L:94:LYS:HZ1	1.82	0.43
2:M:13:LYS:NZ	2:M:65:PHE:HB3	2.33	0.43
2:M:101:SER:OG	2:M:104:GLU:OE1	2.33	0.43
1:A:288:VAL:CG2	1:A:289:GLU:H	2.26	0.43
1:A:741:ILE:HG13	1:A:741:ILE:O	2.18	0.43
1:B:179:LEU:HG	1:B:180:ASP:N	2.33	0.43
1:B:615:ILE:HD12	1:B:645:TRP:CH2	2.47	0.43
1:B:625:LEU:HD12	1:B:626:TYR:N	2.34	0.43
1:B:775:LEU:O	1:B:776:LEU:C	2.57	0.43
1:C:160:ALA:O	1:C:161:ILE:CG1	2.63	0.43
1:C:328:PHE:N	1:C:328:PHE:CD1	2.86	0.43
1:C:410:ILE:C	1:C:412:GLU:N	2.71	0.43
1:C:446:ILE:HG12	1:C:447:SER:O	2.18	0.43
1:C:559:ARG:HD2	1:C:562:GLU:OE2	2.17	0.43
1:C:661:ALA:HB2	2:J:38:SER:O	2.18	0.43
1:D:288:VAL:CG2	1:D:289:GLU:H	2.26	0.43
1:D:474:ILE:HG22	1:D:474:ILE:O	2.18	0.43
1:D:534:ILE:HG21	2:K:84:GLU:HB3	1.99	0.43
1:D:667:LEU:O	1:D:668:SER:C	2.56	0.43
1:D:712:PHE:HB3	1:D:716:LYS:CG	2.47	0.43
1:D:753:LYS:O	1:D:754:GLU:C	2.56	0.43
1:E:144:GLU:O	1:E:146:LYS:N	2.50	0.43
1:E:176:GLY:C	1:E:178:SER:N	2.70	0.43
1:E:403:LEU:HG	1:E:405:LEU:HD11	2.00	0.43
1:F:286:GLU:O	1:F:290:LYS:HB2	2.18	0.43
1:F:389:LYS:C	1:F:391:ILE:N	2.69	0.43
1:F:593:ILE:C	1:F:604:LEU:HD12	2.39	0.43

*Continued on next page...*

*Continued from previous page...*

Atom-1	Atom-2	Interatomic distance (Å)	Clash overlap (Å)
2:I:76:MET:HA	2:I:79:THR:CG2	2.48	0.43
2:K:116:LEU:HD13	2:K:121:VAL:CG2	2.45	0.43
2:M:63:ILE:CG1	2:M:67:GLU:HB3	2.29	0.43
2:M:64:ASP:OD1	2:M:67:GLU:N	2.52	0.43
1:B:172:GLU:CG	1:B:246:SER:HA	2.48	0.43
1:B:549:LEU:HB2	1:B:553:GLN:HE21	1.82	0.43
1:C:154:ILE:HG22	1:C:155:ASN:N	2.33	0.43
1:C:196:ILE:HG22	1:C:196:ILE:O	2.18	0.43
1:C:549:LEU:HB2	1:C:553:GLN:HE21	1.83	0.43
1:C:636:ALA:O	1:C:640:LYS:CA	2.66	0.43
1:C:674:SER:O	1:C:676:VAL:N	2.48	0.43
1:C:700:TYR:HD1	1:C:727:GLN:C	2.22	0.43
1:C:700:TYR:HB3	1:C:728:ALA:HB2	2.00	0.43
1:D:173:ILE:O	1:D:174:GLY:C	2.56	0.43
1:D:177:ILE:HA	1:D:180:ASP:CG	2.39	0.43
1:D:375:GLY:HA2	1:D:464:VAL:HG11	1.99	0.43
1:D:446:ILE:HG12	1:D:447:SER:O	2.18	0.43
1:D:625:LEU:HD12	1:D:626:TYR:N	2.34	0.43
1:D:655:ASN:O	1:D:759:GLN:NE2	2.50	0.43
1:D:700:TYR:HD1	1:D:727:GLN:C	2.22	0.43
1:D:741:ILE:HG13	1:D:741:ILE:O	2.17	0.43
1:E:172:GLU:CG	1:E:246:SER:HA	2.49	0.43
1:E:175:LYS:NZ	1:E:175:LYS:CB	2.80	0.43
1:E:184:LYS:HE3	1:E:191:GLU:CB	2.47	0.43
1:E:557:LEU:O	1:E:557:LEU:HD23	2.18	0.43
1:E:655:ASN:O	1:E:759:GLN:NE2	2.51	0.43
1:E:754:GLU:HG2	1:E:758:ASN:HD21	1.83	0.43
1:F:89:ILE:CG2	1:F:90:PRO:HD2	2.48	0.43
1:F:172:GLU:CG	1:F:246:SER:HA	2.48	0.43
1:F:192:PHE:HA	1:F:195:LEU:HB2	1.98	0.43
1:F:285:LYS:HG3	1:F:286:GLU:H	1.83	0.43
1:F:387:ASN:O	1:F:390:SER:HB2	2.17	0.43
1:F:682:SER:OG	1:F:683:GLY:N	2.47	0.43
2:H:117:THR:HG21	2:H:120:GLU:OE2	2.18	0.43
2:I:6:GLU:O	2:I:9:ILE:N	2.43	0.43
2:I:21:LYS:O	2:I:23:GLY:N	2.36	0.43
2:I:58:ASP:C	2:I:60:ASN:N	2.71	0.43
2:J:25:GLY:CA	2:J:65:PHE:CZ	3.01	0.43
2:K:101:SER:OG	2:K:104:GLU:OE1	2.32	0.43
2:L:37:ARG:NH1	2:L:37:ARG:CG	2.78	0.43
2:L:143:GLN:O	2:L:144:MET:C	2.56	0.43

*Continued on next page...*

*Continued from previous page...*

Atom-1	Atom-2	Interatomic distance (Å)	Clash overlap (Å)
2:M:15:ALA:CB	2:M:39:LEU:HD21	2.48	0.43
2:M:25:GLY:CA	2:M:65:PHE:CZ	3.00	0.43
2:M:37:ARG:O	2:M:38:SER:C	2.56	0.43
1:A:187:SER:O	1:A:188:LEU:O	2.37	0.43
1:A:220:LEU:HG	1:A:223:LYS:CB	2.49	0.43
1:A:229:PHE:O	1:A:232:GLU:HB3	2.19	0.43
1:A:445:ARG:HG2	1:A:471:TRP:CZ3	2.53	0.43
1:A:583:ASN:ND2	1:A:586:PHE:O	2.47	0.43
1:B:173:ILE:O	1:B:174:GLY:C	2.56	0.43
1:B:410:ILE:C	1:B:412:GLU:N	2.71	0.43
1:B:410:ILE:O	1:B:412:GLU:N	2.51	0.43
1:B:700:TYR:HD1	1:B:727:GLN:C	2.22	0.43
1:B:737:LYS:HE2	1:B:737:LYS:CA	2.37	0.43
1:C:323:ASN:O	1:C:324:THR:HG22	2.18	0.43
1:C:445:ARG:HG2	1:C:471:TRP:CZ3	2.54	0.43
1:C:653:LYS:O	1:C:655:ASN:N	2.52	0.43
1:D:220:LEU:HG	1:D:223:LYS:CB	2.49	0.43
1:D:328:PHE:N	1:D:328:PHE:CD1	2.86	0.43
1:D:387:ASN:O	1:D:390:SER:HB2	2.19	0.43
1:E:286:GLU:O	1:E:290:LYS:HB2	2.18	0.43
1:E:322:LEU:HD13	1:E:556:MET:HE1	2.00	0.43
1:E:378:LEU:O	1:E:382:LYS:N	2.47	0.43
1:E:626:TYR:CD2	1:E:627:TYR:N	2.86	0.43
1:F:574:VAL:HG22	1:F:574:VAL:O	2.19	0.43
1:F:730:ASN:O	1:F:732:ILE:N	2.51	0.43
1:F:762:LEU:O	1:F:763:LEU:C	2.56	0.43
2:J:37:ARG:O	2:J:38:SER:C	2.56	0.43
2:J:76:MET:HA	2:J:79:THR:CG2	2.48	0.43
2:M:138:TYR:CE1	2:M:142:VAL:CG2	3.00	0.43
1:A:89:ILE:HD13	1:A:175:LYS:CE	2.34	0.43
1:A:184:LYS:HE3	1:A:191:GLU:CB	2.47	0.43
1:A:189:ASP:C	1:A:191:GLU:N	2.72	0.43
1:A:322:LEU:HD13	1:A:556:MET:HE2	1.99	0.43
1:A:559:ARG:O	1:A:563:ALA:HB2	2.19	0.43
1:A:712:PHE:HB3	1:A:716:LYS:CG	2.47	0.43
1:B:581:GLN:NE2	1:B:629:ASN:N	2.61	0.43
1:C:100:LEU:HD11	1:C:182:ILE:CG2	2.44	0.43
1:C:387:ASN:O	1:C:390:SER:HB2	2.18	0.43
1:C:481:VAL:O	1:C:482:GLU:HB2	2.18	0.43
1:D:85:LEU:O	1:D:88:LYS:HB3	2.18	0.43
1:D:154:ILE:HG22	1:D:155:ASN:N	2.33	0.43

*Continued on next page...*

*Continued from previous page...*

Atom-1	Atom-2	Interatomic distance (Å)	Clash overlap (Å)
1:D:190:PRO:O	1:D:191:GLU:C	2.57	0.43
1:D:229:PHE:O	1:D:232:GLU:HB3	2.19	0.43
1:D:403:LEU:HG	1:D:405:LEU:HD11	2.01	0.43
1:E:323:ASN:O	1:E:324:THR:HG22	2.17	0.43
1:E:434:LEU:CD1	1:E:435:LEU:O	2.66	0.43
1:E:549:LEU:HB2	1:E:553:GLN:HE21	1.83	0.43
1:E:653:LYS:O	1:E:655:ASN:N	2.51	0.43
1:E:667:LEU:O	1:E:668:SER:C	2.56	0.43
1:E:741:ILE:HG13	1:E:741:ILE:O	2.18	0.43
1:E:775:LEU:O	1:E:776:LEU:C	2.57	0.43
1:F:218:LEU:HD12	1:F:218:LEU:O	2.19	0.43
1:F:445:ARG:HG2	1:F:471:TRP:CZ3	2.53	0.43
1:F:474:ILE:HG22	1:F:474:ILE:O	2.19	0.43
1:F:549:LEU:HB2	1:F:553:GLN:HE21	1.84	0.43
1:F:694:VAL:CG2	2:M:18:LEU:HD11	2.48	0.43
2:H:13:LYS:NZ	2:H:65:PHE:HB3	2.33	0.43
2:I:13:LYS:HA	2:I:13:LYS:HD2	1.80	0.43
2:J:13:LYS:NZ	2:J:65:PHE:HB2	2.34	0.43
2:L:6:GLU:O	2:L:9:ILE:N	2.42	0.43
1:A:299:GLU:HA	1:A:302:LEU:HB3	2.00	0.43
1:A:389:LYS:C	1:A:391:ILE:N	2.69	0.43
1:B:453:VAL:HG12	1:B:454:GLN:N	2.33	0.43
1:B:520:PRO:CG	1:B:521:ASN:N	2.78	0.43
1:B:694:VAL:O	1:B:696:LYS:N	2.52	0.43
1:B:700:TYR:HB3	1:B:728:ALA:HB2	2.00	0.43
1:C:197:LYS:NZ	1:C:264:MET:SD	2.89	0.43
1:C:307:LEU:HD12	1:C:331:VAL:CG2	2.49	0.43
1:C:403:LEU:HG	1:C:405:LEU:HD11	2.00	0.43
1:C:761:GLN:O	1:C:765:THR:HG23	2.19	0.43
1:D:144:GLU:O	1:D:146:LYS:N	2.51	0.43
1:D:175:LYS:NZ	1:D:175:LYS:CB	2.79	0.43
1:D:228:ASN:O	1:D:229:PHE:CB	2.61	0.43
1:D:630:ARG:CD	2:K:83:GLU:HG2	2.48	0.43
1:E:122:GLU:CB	1:E:147:ARG:HG3	2.47	0.43
1:E:345:THR:HG21	1:E:491:ASP:HA	2.00	0.43
1:E:559:ARG:O	1:E:563:ALA:HB2	2.19	0.43
1:E:593:ILE:C	1:E:604:LEU:HD12	2.39	0.43
1:E:636:ALA:O	1:E:640:LYS:CA	2.67	0.43
1:E:753:LYS:O	1:E:754:GLU:C	2.57	0.43
1:F:179:LEU:HG	1:F:180:ASP:N	2.33	0.43
1:F:217:LYS:HZ1	1:F:233:ASN:HB3	1.82	0.43

*Continued on next page...*

*Continued from previous page...*

Atom-1	Atom-2	Interatomic distance (Å)	Clash overlap (Å)
1:F:328:PHE:N	1:F:328:PHE:CD1	2.86	0.43
1:F:434:LEU:HD13	1:F:435:LEU:N	2.33	0.43
1:F:481:VAL:O	1:F:482:GLU:HB2	2.18	0.43
1:F:661:ALA:HB2	2:M:38:SER:O	2.18	0.43
1:F:700:TYR:HD1	1:F:727:GLN:C	2.22	0.43
1:F:711:ILE:HG13	1:F:712:PHE:CD2	2.54	0.43
1:F:713:SER:O	1:F:714:GLN:C	2.57	0.43
1:F:786:GLU:HG3	1:F:786:GLU:O	2.18	0.43
2:H:25:GLY:CA	2:H:65:PHE:CZ	3.00	0.43
2:H:143:GLN:O	2:H:144:MET:C	2.56	0.43
2:I:143:GLN:O	2:I:144:MET:C	2.57	0.43
2:J:58:ASP:C	2:J:60:ASN:N	2.71	0.43
2:K:4:ALA:HA	2:K:8:GLN:NE2	2.34	0.43
2:K:17:SER:C	2:K:19:PHE:N	2.72	0.43
2:L:5:THR:O	2:L:8:GLN:HB3	2.17	0.43
2:L:13:LYS:NZ	2:L:65:PHE:HB2	2.34	0.43
2:M:73:ALA:C	2:M:75:LYS:N	2.70	0.43
1:A:144:GLU:O	1:A:146:LYS:N	2.50	0.43
1:A:325:TYR:CE1	1:A:598:PRO:CD	2.96	0.43
1:A:373:LYS:HD3	1:A:376:GLN:NE2	2.33	0.43
1:A:376:GLN:C	1:A:378:LEU:H	2.22	0.43
1:A:579:THR:C	1:A:581:GLN:N	2.70	0.43
1:B:94:LEU:O	1:B:98:SER:N	2.44	0.43
1:B:144:GLU:O	1:B:146:LYS:N	2.51	0.43
1:B:286:GLU:O	1:B:290:LYS:HB2	2.19	0.43
1:B:632:TYR:O	1:B:633:ASN:CB	2.65	0.43
1:B:753:LYS:O	1:B:754:GLU:C	2.57	0.43
1:C:179:LEU:HG	1:C:180:ASP:N	2.34	0.43
1:C:234:LEU:HD23	1:C:234:LEU:N	2.32	0.43
1:C:286:GLU:O	1:C:290:LYS:HB2	2.19	0.43
1:C:441:VAL:HG11	1:C:462:ILE:O	2.19	0.43
1:C:694:VAL:CG2	2:J:18:LEU:HD11	2.47	0.43
1:D:196:ILE:O	1:D:196:ILE:HG22	2.18	0.43
1:D:270:LYS:HA	1:D:273:LYS:CD	2.49	0.43
1:D:711:ILE:HG13	1:D:712:PHE:CD2	2.54	0.43
1:E:285:LYS:HG3	1:E:286:GLU:H	1.84	0.43
1:E:288:VAL:HG12	1:E:292:ARG:HH22	1.84	0.43
1:E:457:THR:HG23	1:E:469:PHE:H	1.83	0.43
1:E:628:PHE:CE2	2:L:90:ARG:NH1	2.86	0.43
1:E:630:ARG:HD2	2:L:83:GLU:HG2	2.00	0.43
1:F:299:GLU:HA	1:F:302:LEU:HB3	2.00	0.43

*Continued on next page...*

*Continued from previous page...*

Atom-1	Atom-2	Interatomic distance (Å)	Clash overlap (Å)
1:F:334:LEU:HD23	1:F:361:ALA:HB1	2.01	0.43
1:F:403:LEU:HG	1:F:405:LEU:HD11	2.00	0.43
1:F:504:ILE:CD1	1:F:504:ILE:H	2.32	0.43
1:F:540:ARG:NH1	1:F:627:TYR:CE1	2.87	0.43
1:F:567:THR:CG2	1:F:568:GLY:N	2.55	0.43
2:I:13:LYS:NZ	2:I:65:PHE:HB2	2.34	0.43
2:I:101:SER:OG	2:I:104:GLU:OE1	2.33	0.43
2:J:64:ASP:OD1	2:J:67:GLU:N	2.52	0.43
2:L:136:VAL:HG23	2:L:136:VAL:O	2.17	0.43
1:A:329:ARG:HB3	1:A:330:PRO:HD3	1.99	0.43
1:A:420:LEU:HB3	1:A:436:GLU:HB3	2.00	0.43
1:A:700:TYR:CD1	1:A:727:GLN:C	2.93	0.43
1:B:307:LEU:HD12	1:B:331:VAL:CG2	2.49	0.43
1:B:408:LEU:O	1:B:409:ARG:C	2.56	0.43
1:C:175:LYS:NZ	1:C:175:LYS:CB	2.80	0.43
1:C:682:SER:OG	1:C:683:GLY:N	2.52	0.43
1:C:762:LEU:O	1:C:763:LEU:C	2.57	0.43
1:C:775:LEU:O	1:C:776:LEU:C	2.57	0.43
1:D:106:PHE:HZ	1:D:171:TYR:HH	1.58	0.43
1:D:112:VAL:HG12	1:D:113:GLU:N	2.22	0.43
1:D:129:ASN:N	1:D:129:ASN:HD22	2.17	0.43
1:D:286:GLU:O	1:D:290:LYS:HB2	2.19	0.43
1:D:376:GLN:C	1:D:378:LEU:H	2.22	0.43
1:D:540:ARG:NH1	1:D:627:TYR:CE1	2.87	0.43
1:D:687:GLU:O	1:D:690:LYS:N	2.52	0.43
1:D:775:LEU:O	1:D:776:LEU:C	2.56	0.43
1:D:788:ASP:O	1:D:789:ASN:C	2.57	0.43
1:E:410:ILE:C	1:E:412:GLU:N	2.71	0.43
1:E:441:VAL:HG11	1:E:462:ILE:O	2.19	0.43
1:E:499:PRO:HG2	1:E:504:ILE:HD11	2.01	0.43
1:E:700:TYR:HD1	1:E:727:GLN:C	2.22	0.43
1:F:182:ILE:HD13	1:F:187:SER:HB2	2.01	0.43
1:F:269:ASN:O	1:F:273:LYS:HG3	2.18	0.43
1:F:292:ARG:HB3	1:F:293:ILE:H	1.68	0.43
2:H:37:ARG:O	2:H:38:SER:C	2.56	0.43
2:H:87:GLU:C	2:H:89:PHE:N	2.72	0.43
2:J:15:ALA:CB	2:J:39:LEU:HD21	2.49	0.43
2:J:117:THR:HG23	2:J:120:GLU:CB	2.43	0.43
2:J:143:GLN:O	2:J:144:MET:C	2.56	0.43
2:K:70:THR:O	2:K:70:THR:CG2	2.64	0.43
2:M:76:MET:HA	2:M:79:THR:CG2	2.48	0.43

*Continued on next page...*

*Continued from previous page...*

Atom-1	Atom-2	Interatomic distance (Å)	Clash overlap (Å)
1:A:180:ASP:HA	1:A:241:PHE:CD2	2.54	0.43
1:A:186:LYS:HE3	1:A:234:LEU:HB2	2.00	0.43
1:A:270:LYS:HA	1:A:273:LYS:CD	2.49	0.43
1:A:709:ASN:CB	2:H:130:ILE:HG23	2.42	0.43
1:B:84:ASP:HA	1:B:87:LYS:HE3	2.01	0.43
1:B:182:ILE:O	1:B:182:ILE:CD1	2.61	0.43
1:B:268:MET:HA	1:B:271:LEU:CG	2.49	0.43
1:B:513:TRP:CH2	1:B:517:VAL:HG11	2.54	0.43
1:C:229:PHE:O	1:C:232:GLU:HB3	2.19	0.43
1:C:268:MET:HA	1:C:271:LEU:CG	2.49	0.43
1:C:376:GLN:C	1:C:378:LEU:H	2.21	0.43
1:C:410:ILE:O	1:C:412:GLU:N	2.51	0.43
1:C:583:ASN:ND2	1:C:586:PHE:O	2.46	0.43
1:C:753:LYS:O	1:C:754:GLU:C	2.58	0.43
1:D:115:LYS:O	1:D:117:LEU:N	2.51	0.43
1:E:661:ALA:HB2	2:L:38:SER:O	2.19	0.43
1:F:173:ILE:O	1:F:174:GLY:C	2.57	0.43
1:F:186:LYS:HE3	1:F:234:LEU:HB2	2.00	0.43
1:F:630:ARG:HD2	2:M:83:GLU:HG2	2.00	0.43
1:F:636:ALA:O	1:F:640:LYS:CA	2.67	0.43
1:F:775:LEU:O	1:F:776:LEU:C	2.57	0.43
2:H:126:ARG:C	2:H:128:ALA:H	2.23	0.43
2:I:30:LYS:H	2:I:30:LYS:CD	2.21	0.43
2:L:138:TYR:CE1	2:L:142:VAL:CG2	3.00	0.43
1:A:85:LEU:O	1:A:88:LYS:HB3	2.19	0.42
1:A:110:ASP:O	1:A:111:LEU:C	2.58	0.42
1:A:549:LEU:HB2	1:A:553:GLN:HE21	1.83	0.42
1:A:775:LEU:O	1:A:776:LEU:C	2.57	0.42
1:B:170:TYR:HA	1:B:173:ILE:CG2	2.49	0.42
1:B:285:LYS:HG3	1:B:286:GLU:H	1.84	0.42
1:B:345:THR:HG21	1:B:491:ASP:HA	1.99	0.42
1:B:653:LYS:O	1:B:655:ASN:N	2.52	0.42
1:C:630:ARG:HD2	2:J:83:GLU:HG2	2.00	0.42
1:C:788:ASP:O	1:C:789:ASN:C	2.57	0.42
1:D:94:LEU:O	1:D:98:SER:N	2.45	0.42
1:D:172:GLU:HB3	1:D:246:SER:CB	2.50	0.42
1:D:268:MET:HA	1:D:271:LEU:CG	2.49	0.42
1:D:325:TYR:CZ	1:D:598:PRO:HD3	2.54	0.42
1:D:593:ILE:C	1:D:604:LEU:HD12	2.40	0.42
1:E:154:ILE:HG22	1:E:155:ASN:N	2.33	0.42
1:E:229:PHE:O	1:E:232:GLU:HB3	2.19	0.42

*Continued on next page...*



*Continued from previous page...*

Atom-1	Atom-2	Interatomic distance (Å)	Clash overlap (Å)
1:F:282:SER:CA	1:F:285:LYS:HG2	2.48	0.42
1:F:600:GLY:O	1:F:601:GLU:C	2.58	0.42
1:F:722:ILE:HG12	1:F:763:LEU:HB2	2.01	0.42
1:F:788:ASP:O	1:F:789:ASN:C	2.58	0.42
2:H:30:LYS:H	2:H:30:LYS:CD	2.20	0.42
2:H:58:ASP:C	2:H:60:ASN:N	2.70	0.42
2:H:64:ASP:OD1	2:H:67:GLU:N	2.52	0.42
2:J:21:LYS:O	2:J:23:GLY:N	2.38	0.42
2:K:9:ILE:CD1	2:K:69:LEU:HD11	2.49	0.42
2:K:138:TYR:CE1	2:K:142:VAL:CG2	3.01	0.42
1:A:71:PHE:CD2	1:A:73:ASN:HB2	2.54	0.42
1:A:129:ASN:N	1:A:129:ASN:HD22	2.17	0.42
1:A:172:GLU:CG	1:A:246:SER:HA	2.48	0.42
1:A:400:LYS:HA	1:A:476:VAL:O	2.19	0.42
1:A:401:ILE:HD11	1:A:487:PRO:HD3	2.02	0.42
1:A:711:ILE:HG13	1:A:712:PHE:CD2	2.54	0.42
1:B:217:LYS:HZ1	1:B:233:ASN:HB3	1.83	0.42
1:B:220:LEU:HG	1:B:223:LYS:CB	2.49	0.42
1:B:327:LEU:N	1:B:327:LEU:CD1	2.83	0.42
1:B:420:LEU:HB3	1:B:436:GLU:HB3	2.01	0.42
1:C:329:ARG:HB3	1:C:330:PRO:HD3	2.00	0.42
1:C:559:ARG:O	1:C:563:ALA:HB2	2.19	0.42
1:C:574:VAL:HG22	1:C:574:VAL:O	2.19	0.42
1:C:712:PHE:HB3	1:C:716:LYS:CG	2.47	0.42
1:D:79:ILE:C	1:D:81:GLN:N	2.70	0.42
1:D:131:ARG:HG3	1:D:243:LEU:CD2	2.46	0.42
1:D:182:ILE:O	1:D:182:ILE:CD1	2.61	0.42
1:D:217:LYS:HB3	1:D:236:GLU:OE1	2.20	0.42
1:D:252:ASP:O	1:D:254:ARG:HD2	2.19	0.42
1:D:325:TYR:CE1	1:D:598:PRO:CD	2.96	0.42
1:D:329:ARG:HB3	1:D:330:PRO:HD3	2.01	0.42
1:D:557:LEU:CD2	1:D:575:VAL:HG12	2.44	0.42
1:D:559:ARG:O	1:D:563:ALA:HB2	2.19	0.42
1:D:792:VAL:HG12	1:D:796:ILE:CD1	2.42	0.42
1:E:162:ASN:O	1:E:163:SER:C	2.58	0.42
1:E:170:TYR:HA	1:E:173:ILE:CG2	2.49	0.42
1:E:182:ILE:HD13	1:E:187:SER:HB2	2.01	0.42
1:E:413:LEU:CB	1:E:419:ILE:HG12	2.49	0.42
1:E:453:VAL:HG12	1:E:454:GLN:N	2.34	0.42
1:E:559:ARG:HH11	1:E:559:ARG:HG3	1.82	0.42
1:E:625:LEU:HD12	1:E:625:LEU:C	2.39	0.42

*Continued on next page...*

*Continued from previous page...*

Atom-1	Atom-2	Interatomic distance (Å)	Clash overlap (Å)
1:E:737:LYS:HE2	1:E:737:LYS:CA	2.38	0.42
1:F:268:MET:HA	1:F:271:LEU:CG	2.49	0.42
1:F:329:ARG:HB3	1:F:330:PRO:HD3	2.00	0.42
1:F:420:LEU:HB3	1:F:436:GLU:HB3	2.01	0.42
2:I:64:ASP:OD1	2:I:67:GLU:N	2.52	0.42
2:I:143:GLN:HE21	2:I:143:GLN:HB3	1.55	0.42
2:J:111:ASN:C	2:J:113:GLY:N	2.73	0.42
2:K:13:LYS:NZ	2:K:65:PHE:HB2	2.34	0.42
1:A:170:TYR:HA	1:A:173:ILE:CG2	2.49	0.42
1:A:325:TYR:CZ	1:A:598:PRO:HD3	2.53	0.42
1:A:378:LEU:HD12	1:A:378:LEU:HA	1.91	0.42
1:A:585:GLU:HB3	1:A:586:PHE:HD1	1.84	0.42
1:A:776:LEU:C	1:A:776:LEU:CD2	2.88	0.42
1:A:788:ASP:O	1:A:789:ASN:C	2.58	0.42
1:B:85:LEU:O	1:B:88:LYS:HB3	2.20	0.42
1:B:97:TYR:O	1:B:99:GLU:N	2.53	0.42
1:B:154:ILE:HG22	1:B:155:ASN:N	2.33	0.42
1:B:296:LEU:CD2	1:B:606:LYS:HE2	2.49	0.42
1:B:600:GLY:O	1:B:601:GLU:C	2.58	0.42
1:B:636:ALA:O	1:B:640:LYS:CA	2.67	0.42
1:B:722:ILE:HG12	1:B:763:LEU:HB2	2.02	0.42
1:B:762:LEU:O	1:B:763:LEU:C	2.56	0.42
1:C:85:LEU:O	1:C:88:LYS:HB3	2.19	0.42
1:C:420:LEU:HB3	1:C:436:GLU:HB3	2.01	0.42
1:D:389:LYS:C	1:D:391:ILE:N	2.70	0.42
1:D:700:TYR:CD1	1:D:727:GLN:C	2.93	0.42
1:E:697:ILE:HG21	1:E:732:ILE:CD1	2.40	0.42
1:F:694:VAL:O	1:F:696:LYS:N	2.52	0.42
1:F:776:LEU:C	1:F:776:LEU:CD2	2.88	0.42
2:J:36:MET:HE1	2:J:43:PRO:HG3	1.95	0.42
2:K:16:PHE:HA	2:K:35:VAL:HG11	2.01	0.42
2:M:111:ASN:C	2:M:113:GLY:N	2.73	0.42
1:A:360:VAL:O	1:A:361:ALA:C	2.58	0.42
1:A:413:LEU:HB2	1:A:419:ILE:HD11	2.01	0.42
1:A:474:ILE:HG22	1:A:474:ILE:O	2.18	0.42
1:A:625:LEU:HD12	1:A:626:TYR:N	2.35	0.42
1:A:636:ALA:O	1:A:640:LYS:CA	2.67	0.42
1:B:252:ASP:O	1:B:254:ARG:HD2	2.20	0.42
1:B:349:ASN:HD22	1:B:350:VAL:N	2.17	0.42
1:B:499:PRO:HG2	1:B:504:ILE:HD11	2.02	0.42
1:B:559:ARG:O	1:B:563:ALA:HB2	2.19	0.42

*Continued on next page...*

*Continued from previous page...*

Atom-1	Atom-2	Interatomic distance (Å)	Clash overlap (Å)
1:B:585:GLU:HB3	1:B:586:PHE:HD1	1.83	0.42
1:B:788:ASP:O	1:B:789:ASN:C	2.57	0.42
1:C:292:ARG:HB3	1:C:293:ILE:H	1.69	0.42
1:C:513:TRP:CH2	1:C:517:VAL:HG11	2.55	0.42
1:C:557:LEU:CD2	1:C:575:VAL:HG12	2.44	0.42
1:C:593:ILE:C	1:C:604:LEU:HD12	2.39	0.42
1:C:706:ASN:O	1:C:709:ASN:HB2	2.20	0.42
1:D:142:VAL:HG22	1:D:154:ILE:CG2	2.45	0.42
1:D:197:LYS:NZ	1:D:264:MET:SD	2.92	0.42
1:D:197:LYS:CB	1:D:197:LYS:HZ2	2.32	0.42
1:D:549:LEU:HB2	1:D:553:GLN:HE21	1.83	0.42
1:D:661:ALA:HB2	2:K:38:SER:O	2.19	0.42
1:D:694:VAL:CG2	2:K:18:LEU:HD11	2.49	0.42
1:D:731:GLU:O	1:D:734:ASN:HB3	2.19	0.42
1:E:186:LYS:HE3	1:E:234:LEU:HB2	2.01	0.42
1:E:252:ASP:O	1:E:254:ARG:HD2	2.20	0.42
1:E:325:TYR:CZ	1:E:598:PRO:HD3	2.53	0.42
1:E:713:SER:O	1:E:714:GLN:C	2.57	0.42
1:E:788:ASP:O	1:E:789:ASN:C	2.57	0.42
1:F:110:ASP:O	1:F:111:LEU:C	2.58	0.42
1:F:359:PRO:HG2	1:F:360:VAL:H	1.85	0.42
1:F:655:ASN:O	1:F:759:GLN:NE2	2.52	0.42
1:F:741:ILE:O	1:F:741:ILE:HG13	2.18	0.42
2:J:138:TYR:CE1	2:J:142:VAL:CG2	3.01	0.42
1:A:236:GLU:HA	1:A:239:HIS:HD2	1.85	0.42
1:A:268:MET:HA	1:A:271:LEU:CG	2.49	0.42
1:A:441:VAL:HG11	1:A:462:ILE:O	2.18	0.42
1:A:457:THR:HG23	1:A:469:PHE:H	1.83	0.42
1:A:667:LEU:O	1:A:668:SER:C	2.56	0.42
1:B:299:GLU:HA	1:B:302:LEU:HB3	2.00	0.42
1:B:441:VAL:HG11	1:B:462:ILE:O	2.19	0.42
1:B:789:ASN:O	1:B:792:VAL:HB	2.20	0.42
1:C:220:LEU:HG	1:C:223:LYS:CB	2.49	0.42
1:C:322:LEU:HD13	1:C:556:MET:HE1	2.02	0.42
1:C:431:LYS:O	1:C:432:TYR:CD2	2.69	0.42
1:D:170:TYR:HA	1:D:173:ILE:CG2	2.49	0.42
1:D:172:GLU:CG	1:D:246:SER:HA	2.48	0.42
1:D:184:LYS:CE	1:D:193:LEU:HD12	2.37	0.42
1:D:254:ARG:H	1:D:254:ARG:CD	2.24	0.42
1:D:368:GLN:HG3	1:D:383:GLY:C	2.40	0.42
1:D:405:LEU:HD13	1:D:453:VAL:CG2	2.49	0.42

*Continued on next page...*

*Continued from previous page...*

Atom-1	Atom-2	Interatomic distance (Å)	Clash overlap (Å)
1:D:500:SER:O	1:D:503:GLU:N	2.37	0.42
1:D:699:GLY:O	1:D:702:SER:N	2.52	0.42
1:E:262:PRO:HG2	1:E:263:ASP:H	1.83	0.42
1:E:299:GLU:HA	1:E:302:LEU:HB3	1.99	0.42
1:E:576:ASN:N	1:E:576:ASN:ND2	2.66	0.42
1:E:632:TYR:O	1:E:633:ASN:CB	2.67	0.42
1:E:699:GLY:O	1:E:702:SER:N	2.52	0.42
1:E:700:TYR:HB3	1:E:728:ALA:HB2	2.01	0.42
1:E:765:THR:HG22	1:E:769:SER:OG	2.20	0.42
1:F:180:ASP:HA	1:F:241:PHE:CD2	2.55	0.42
1:F:184:LYS:HE3	1:F:191:GLU:CB	2.47	0.42
1:F:754:GLU:HG2	1:F:758:ASN:HD21	1.84	0.42
2:I:4:ALA:HA	2:I:8:GLN:NE2	2.35	0.42
2:I:126:ARG:C	2:I:128:ALA:H	2.23	0.42
2:K:64:ASP:OD1	2:K:67:GLU:N	2.53	0.42
2:K:126:ARG:C	2:K:128:ALA:H	2.23	0.42
2:L:4:ALA:HA	2:L:8:GLN:NE2	2.35	0.42
2:L:15:ALA:CB	2:L:39:LEU:HD21	2.48	0.42
2:L:58:ASP:C	2:L:60:ASN:N	2.71	0.42
2:M:17:SER:C	2:M:19:PHE:N	2.72	0.42
1:A:170:TYR:HA	1:A:173:ILE:HG22	2.02	0.42
1:A:196:ILE:HG22	1:A:196:ILE:O	2.19	0.42
1:A:218:LEU:HD12	1:A:218:LEU:O	2.19	0.42
1:A:242:SER:C	1:A:244:ALA:H	2.23	0.42
1:A:405:LEU:CD1	1:A:405:LEU:N	2.83	0.42
1:B:79:ILE:C	1:B:81:GLN:N	2.69	0.42
1:B:110:ASP:O	1:B:111:LEU:C	2.58	0.42
1:B:175:LYS:HB2	1:B:175:LYS:HZ3	1.84	0.42
1:B:199:LEU:O	1:B:201:ASP:N	2.52	0.42
1:B:520:PRO:O	1:B:521:ASN:C	2.58	0.42
1:B:687:GLU:O	1:B:690:LYS:N	2.52	0.42
1:B:694:VAL:CG2	2:I:18:LEU:HD11	2.50	0.42
1:C:83:GLN:C	1:C:85:LEU:N	2.71	0.42
1:C:172:GLU:HB3	1:C:246:SER:CB	2.50	0.42
1:C:252:ASP:O	1:C:254:ARG:HD2	2.20	0.42
1:C:585:GLU:HB3	1:C:586:PHE:HD1	1.83	0.42
1:D:170:TYR:HA	1:D:173:ILE:HG22	2.02	0.42
1:D:322:LEU:HD13	1:D:556:MET:HE1	2.02	0.42
1:D:359:PRO:HG2	1:D:360:VAL:H	1.85	0.42
1:D:441:VAL:HG11	1:D:462:ILE:O	2.19	0.42
1:D:721:SER:O	1:D:722:ILE:C	2.58	0.42

*Continued on next page...*

*Continued from previous page...*

Atom-1	Atom-2	Interatomic distance (Å)	Clash overlap (Å)
1:E:71:PHE:HD1	1:E:108:ASP:OD1	2.01	0.42
1:E:89:ILE:H	1:E:89:ILE:HG13	1.56	0.42
1:E:110:ASP:O	1:E:112:VAL:N	2.53	0.42
1:E:307:LEU:HD12	1:E:331:VAL:CG2	2.49	0.42
1:E:376:GLN:C	1:E:378:LEU:H	2.22	0.42
1:E:687:GLU:O	1:E:690:LYS:N	2.53	0.42
1:E:762:LEU:O	1:E:763:LEU:C	2.56	0.42
1:E:789:ASN:O	1:E:792:VAL:HB	2.20	0.42
1:F:170:TYR:HA	1:F:173:ILE:CG2	2.50	0.42
1:F:197:LYS:HZ2	1:F:197:LYS:CA	2.33	0.42
1:F:229:PHE:O	1:F:232:GLU:HB3	2.19	0.42
1:F:559:ARG:O	1:F:563:ALA:HB2	2.19	0.42
1:F:653:LYS:O	1:F:655:ASN:N	2.53	0.42
1:F:753:LYS:O	1:F:754:GLU:C	2.56	0.42
1:F:770:ASN:HD22	1:F:770:ASN:HA	1.67	0.42
2:H:17:SER:C	2:H:19:PHE:N	2.73	0.42
2:M:143:GLN:O	2:M:144:MET:C	2.56	0.42
1:A:513:TRP:CH2	1:A:517:VAL:HG11	2.55	0.42
1:A:653:LYS:O	1:A:654:ILE:C	2.58	0.42
1:A:687:GLU:O	1:A:690:LYS:N	2.52	0.42
1:A:757:THR:HG22	1:A:758:ASN:N	2.34	0.42
1:A:761:GLN:O	1:A:765:THR:HG23	2.20	0.42
1:B:115:LYS:HZ2	1:B:115:LYS:HB3	1.84	0.42
1:B:400:LYS:HA	1:B:476:VAL:O	2.20	0.42
1:B:551:ASN:HD22	1:B:551:ASN:HA	1.64	0.42
1:C:115:LYS:O	1:C:117:LEU:N	2.52	0.42
1:C:409:ARG:CD	1:C:413:LEU:HD21	2.50	0.42
1:C:551:ASN:HD22	1:C:551:ASN:HA	1.65	0.42
1:C:645:TRP:O	1:C:646:THR:C	2.58	0.42
1:C:699:GLY:O	1:C:702:SER:N	2.53	0.42
1:C:738:SER:HB3	1:C:739:LYS:H	1.59	0.42
1:C:776:LEU:C	1:C:776:LEU:CD2	2.88	0.42
1:D:292:ARG:HB3	1:D:293:ILE:H	1.68	0.42
1:D:585:GLU:HB3	1:D:586:PHE:HD1	1.84	0.42
1:D:625:LEU:HD12	1:D:625:LEU:C	2.39	0.42
1:D:762:LEU:O	1:D:763:LEU:C	2.57	0.42
1:E:474:ILE:HG22	1:E:474:ILE:O	2.18	0.42
1:E:682:SER:OG	1:E:683:GLY:N	2.49	0.42
1:F:115:LYS:HZ1	1:F:116:GLU:CG	2.28	0.42
1:F:307:LEU:HD12	1:F:331:VAL:CG2	2.49	0.42
1:F:349:ASN:HD22	1:F:350:VAL:N	2.17	0.42

*Continued on next page...*

*Continued from previous page...*

Atom-1	Atom-2	Interatomic distance (Å)	Clash overlap (Å)
1:F:376:GLN:C	1:F:378:LEU:H	2.22	0.42
1:F:409:ARG:CD	1:F:413:LEU:HD21	2.50	0.42
1:F:513:TRP:CH2	1:F:517:VAL:HG11	2.55	0.42
1:F:789:ASN:O	1:F:792:VAL:HB	2.20	0.42
2:H:117:THR:HG23	2:H:120:GLU:CB	2.43	0.42
2:L:143:GLN:HE21	2:L:143:GLN:HB3	1.53	0.42
2:M:13:LYS:C	2:M:15:ALA:N	2.73	0.42
1:A:110:ASP:O	1:A:112:VAL:N	2.53	0.42
1:A:349:ASN:HD22	1:A:350:VAL:N	2.17	0.42
1:A:600:GLY:O	1:A:601:GLU:C	2.57	0.42
1:B:110:ASP:O	1:B:112:VAL:N	2.53	0.42
1:B:269:ASN:O	1:B:273:LYS:HG3	2.19	0.42
1:B:700:TYR:CD1	1:B:727:GLN:C	2.93	0.42
1:B:712:PHE:HB3	1:B:716:LYS:CG	2.47	0.42
1:B:786:GLU:O	1:B:786:GLU:HG3	2.19	0.42
1:C:360:VAL:O	1:C:361:ALA:C	2.57	0.42
1:D:89:ILE:CG2	1:D:93:VAL:HG11	2.39	0.42
1:D:718:ARG:HH12	1:D:767:GLN:HE21	1.68	0.42
1:E:94:LEU:O	1:E:98:SER:N	2.45	0.42
1:E:180:ASP:HA	1:E:241:PHE:CD2	2.55	0.42
1:E:292:ARG:CD	1:E:617:LYS:HE3	2.50	0.42
1:E:325:TYR:CE1	1:E:598:PRO:CD	2.97	0.42
1:E:600:GLY:O	1:E:601:GLU:C	2.58	0.42
1:E:757:THR:HG22	1:E:758:ASN:N	2.35	0.42
1:F:148:GLU:CG	1:F:149:THR:H	2.31	0.42
1:F:162:ASN:O	1:F:163:SER:C	2.58	0.42
1:F:322:LEU:HD13	1:F:556:MET:HE2	2.02	0.42
1:F:410:ILE:C	1:F:412:GLU:N	2.71	0.42
1:F:576:ASN:N	1:F:576:ASN:ND2	2.67	0.42
1:F:699:GLY:O	1:F:702:SER:N	2.53	0.42
2:H:16:PHE:HA	2:H:35:VAL:HG11	2.02	0.42
2:K:86:ARG:HE	2:K:86:ARG:HB2	1.69	0.42
1:A:115:LYS:O	1:A:117:LEU:N	2.51	0.42
1:A:409:ARG:CD	1:A:413:LEU:HD21	2.50	0.42
1:A:499:PRO:HG2	1:A:504:ILE:HD11	2.02	0.42
1:A:709:ASN:HD22	1:A:709:ASN:HA	1.59	0.42
1:B:292:ARG:CD	1:B:617:LYS:HE3	2.50	0.42
1:B:405:LEU:CD1	1:B:405:LEU:N	2.83	0.42
1:B:431:LYS:O	1:B:432:TYR:CD2	2.68	0.42
1:B:711:ILE:HG13	1:B:712:PHE:CD2	2.54	0.42
1:B:754:GLU:HG2	1:B:758:ASN:HD21	1.84	0.42

*Continued on next page...*

*Continued from previous page...*

Atom-1	Atom-2	Interatomic distance (Å)	Clash overlap (Å)
1:B:776:LEU:C	1:B:776:LEU:CD2	2.88	0.42
1:C:218:LEU:HD12	1:C:218:LEU:O	2.20	0.42
1:C:349:ASN:HD22	1:C:350:VAL:N	2.17	0.42
1:C:413:LEU:HB2	1:C:419:ILE:HD11	2.01	0.42
1:C:495:PHE:CD1	1:C:495:PHE:C	2.93	0.42
1:C:520:PRO:CG	1:C:521:ASN:N	2.79	0.42
1:C:700:TYR:CD1	1:C:727:GLN:C	2.93	0.42
1:D:180:ASP:HA	1:D:241:PHE:CD2	2.55	0.42
1:D:694:VAL:O	1:D:696:LYS:N	2.52	0.42
1:E:282:SER:CA	1:E:285:LYS:HG2	2.48	0.42
1:E:368:GLN:HG3	1:E:383:GLY:C	2.40	0.42
1:E:645:TRP:O	1:E:646:THR:C	2.58	0.42
1:F:197:LYS:NZ	1:F:264:MET:SD	2.90	0.42
1:F:296:LEU:CD2	1:F:606:LYS:HE2	2.50	0.42
1:F:325:TYR:CZ	1:F:598:PRO:HD3	2.54	0.42
1:F:360:VAL:O	1:F:361:ALA:C	2.58	0.42
1:F:401:ILE:HD11	1:F:487:PRO:HD3	2.02	0.42
1:F:645:TRP:O	1:F:646:THR:C	2.59	0.42
1:F:700:TYR:HB3	1:F:728:ALA:HB2	2.02	0.42
2:H:13:LYS:NZ	2:H:65:PHE:HB2	2.35	0.42
2:H:13:LYS:C	2:H:15:ALA:N	2.72	0.42
2:I:16:PHE:HA	2:I:35:VAL:HG11	2.02	0.42
2:I:116:LEU:HD13	2:I:121:VAL:CG2	2.45	0.42
2:J:140:GLU:H	2:J:140:GLU:HG2	1.45	0.42
2:K:28:THR:HB	2:K:30:LYS:HZ1	1.84	0.42
2:K:111:ASN:C	2:K:113:GLY:N	2.73	0.42
2:K:117:THR:HG23	2:K:120:GLU:CB	2.43	0.42
2:M:106:ARG:HB2	2:M:121:VAL:HG21	2.01	0.42
1:A:307:LEU:HD12	1:A:331:VAL:CG2	2.50	0.42
1:A:359:PRO:HG2	1:A:360:VAL:H	1.84	0.42
1:A:753:LYS:O	1:A:754:GLU:C	2.57	0.42
1:A:762:LEU:O	1:A:764:LEU:N	2.53	0.42
1:B:248:TYR:O	1:B:248:TYR:CD2	2.69	0.42
1:B:282:SER:HA	1:B:285:LYS:CG	2.50	0.42
1:B:629:ASN:HD22	1:B:630:ARG:H	1.64	0.42
1:B:731:GLU:O	1:B:734:ASN:HB3	2.20	0.42
1:C:165:GLN:OE1	1:C:252:ASP:HB3	2.20	0.42
1:C:325:TYR:CE1	1:C:598:PRO:CD	2.96	0.42
1:C:453:VAL:HG12	1:C:454:GLN:N	2.33	0.42
1:D:434:LEU:HD13	1:D:435:LEU:H	1.76	0.42
1:D:574:VAL:O	1:D:574:VAL:HG22	2.19	0.42

*Continued on next page...*



*Continued from previous page...*

Atom-1	Atom-2	Interatomic distance (Å)	Clash overlap (Å)
1:D:581:GLN:NE2	1:D:629:ASN:N	2.62	0.42
1:D:776:LEU:C	1:D:776:LEU:CD2	2.88	0.42
1:E:84:ASP:HA	1:E:87:LYS:HE3	2.02	0.42
1:E:334:LEU:HD23	1:E:361:ALA:HB1	2.02	0.42
1:E:513:TRP:CH2	1:E:517:VAL:HG11	2.55	0.42
1:E:711:ILE:HG13	1:E:712:PHE:CD2	2.54	0.42
1:E:761:GLN:O	1:E:765:THR:HG23	2.20	0.42
1:F:220:LEU:HG	1:F:223:LYS:CB	2.49	0.42
1:F:252:ASP:O	1:F:254:ARG:HD2	2.20	0.42
1:F:368:GLN:HB2	1:F:384:ASN:OD1	2.20	0.42
1:F:368:GLN:HG3	1:F:383:GLY:C	2.40	0.42
1:F:401:ILE:CG2	1:F:485:LEU:HB3	2.50	0.42
1:F:664:ILE:CG2	2:M:15:ALA:HB2	2.44	0.42
2:K:37:ARG:O	2:K:38:SER:C	2.57	0.42
2:L:17:SER:C	2:L:19:PHE:N	2.73	0.42
2:M:4:ALA:HA	2:M:8:GLN:NE2	2.34	0.42
2:M:39:LEU:HA	2:M:39:LEU:HD22	1.79	0.42
1:A:154:ILE:HG22	1:A:155:ASN:N	2.34	0.41
1:A:175:LYS:NZ	1:A:175:LYS:CB	2.79	0.41
1:A:197:LYS:HB3	1:A:197:LYS:HZ2	1.83	0.41
1:A:368:GLN:HG3	1:A:383:GLY:C	2.40	0.41
1:A:373:LYS:O	1:A:380:VAL:CG2	2.68	0.41
1:B:170:TYR:HA	1:B:173:ILE:HG22	2.02	0.41
1:B:182:ILE:HD13	1:B:187:SER:HB2	2.01	0.41
1:B:217:LYS:HB3	1:B:236:GLU:OE1	2.20	0.41
1:B:409:ARG:CD	1:B:413:LEU:HD21	2.50	0.41
1:B:413:LEU:HB2	1:B:419:ILE:HD11	2.02	0.41
1:C:450:ASN:ND2	1:C:452:GLU:HG3	2.35	0.41
1:C:615:ILE:HD12	1:C:645:TRP:CH2	2.49	0.41
1:D:282:SER:CA	1:D:285:LYS:HG2	2.48	0.41
1:D:349:ASN:HD22	1:D:350:VAL:N	2.17	0.41
1:D:401:ILE:HD11	1:D:487:PRO:HD3	2.02	0.41
1:D:645:TRP:O	1:D:646:THR:C	2.59	0.41
1:D:757:THR:O	1:D:760:VAL:N	2.51	0.41
1:E:191:GLU:O	1:E:193:LEU:N	2.53	0.41
1:E:360:VAL:O	1:E:361:ALA:C	2.58	0.41
1:E:401:ILE:HD11	1:E:487:PRO:HD3	2.02	0.41
1:E:443:GLU:CG	1:E:458:LYS:HG3	2.50	0.41
1:E:730:ASN:C	1:E:732:ILE:N	2.73	0.41
1:E:776:LEU:C	1:E:776:LEU:CD2	2.88	0.41
1:F:110:ASP:O	1:F:112:VAL:N	2.53	0.41

*Continued on next page...*

*Continued from previous page...*

Atom-1	Atom-2	Interatomic distance (Å)	Clash overlap (Å)
1:F:311:HIS:O	1:F:312:ALA:C	2.59	0.41
1:F:434:LEU:C	1:F:434:LEU:CD1	2.88	0.41
1:F:700:TYR:CD1	1:F:727:GLN:C	2.93	0.41
2:H:27:ILE:HD12	2:H:32:LEU:HA	2.02	0.41
2:M:16:PHE:HA	2:M:35:VAL:HG11	2.02	0.41
1:A:252:ASP:O	1:A:254:ARG:HD2	2.20	0.41
1:A:282:SER:CA	1:A:285:LYS:HG2	2.48	0.41
1:A:722:ILE:HG12	1:A:763:LEU:HB2	2.02	0.41
1:A:789:ASN:O	1:A:792:VAL:HB	2.20	0.41
1:B:129:ASN:HD22	1:B:129:ASN:N	2.17	0.41
1:B:405:LEU:HD13	1:B:453:VAL:CG2	2.49	0.41
1:C:71:PHE:CD2	1:C:73:ASN:HB2	2.55	0.41
1:C:89:ILE:CG2	1:C:90:PRO:HD2	2.48	0.41
1:C:129:ASN:N	1:C:129:ASN:HD22	2.17	0.41
1:C:401:ILE:HD11	1:C:487:PRO:HD3	2.01	0.41
1:C:405:LEU:HD13	1:C:453:VAL:CG2	2.49	0.41
1:C:405:LEU:CD1	1:C:405:LEU:N	2.83	0.41
1:C:789:ASN:O	1:C:792:VAL:HB	2.20	0.41
1:D:165:GLN:OE1	1:D:252:ASP:HB3	2.20	0.41
1:D:182:ILE:HD13	1:D:187:SER:HB2	2.01	0.41
1:D:197:LYS:HB3	1:D:197:LYS:HZ2	1.84	0.41
1:D:248:TYR:O	1:D:248:TYR:CD2	2.69	0.41
1:D:311:HIS:O	1:D:312:ALA:C	2.58	0.41
1:D:543:ASP:OD2	1:D:554:LYS:NZ	2.39	0.41
1:D:615:ILE:HD12	1:D:645:TRP:CH2	2.48	0.41
1:D:630:ARG:HD2	2:K:83:GLU:HG2	2.01	0.41
1:D:636:ALA:O	1:D:640:LYS:CA	2.67	0.41
1:D:700:TYR:HB3	1:D:728:ALA:HB2	2.02	0.41
1:D:722:ILE:HG12	1:D:763:LEU:HB2	2.02	0.41
1:D:789:ASN:O	1:D:792:VAL:HB	2.20	0.41
1:E:218:LEU:HD12	1:E:218:LEU:O	2.20	0.41
1:E:220:LEU:HG	1:E:223:LYS:CB	2.48	0.41
1:E:311:HIS:O	1:E:312:ALA:C	2.59	0.41
1:E:359:PRO:HG2	1:E:360:VAL:H	1.85	0.41
1:E:420:LEU:HB3	1:E:436:GLU:HB3	2.01	0.41
1:F:85:LEU:O	1:F:88:LYS:HB3	2.20	0.41
1:F:129:ASN:N	1:F:129:ASN:HD22	2.16	0.41
1:F:316:LYS:CG	1:F:600:GLY:HA2	2.46	0.41
1:F:400:LYS:HA	1:F:476:VAL:O	2.20	0.41
1:F:687:GLU:O	1:F:690:LYS:N	2.52	0.41
2:H:9:ILE:CD1	2:H:69:LEU:HD11	2.50	0.41

*Continued on next page...*

*Continued from previous page...*

Atom-1	Atom-2	Interatomic distance (Å)	Clash overlap (Å)
2:I:9:ILE:CD1	2:I:69:LEU:HD11	2.50	0.41
2:J:9:ILE:CD1	2:J:69:LEU:HD11	2.50	0.41
2:K:27:ILE:HD12	2:K:32:LEU:HA	2.02	0.41
2:K:114:GLU:OE2	2:K:115:LYS:N	2.53	0.41
2:L:126:ARG:C	2:L:128:ALA:H	2.24	0.41
1:A:285:LYS:HG3	1:A:286:GLU:H	1.84	0.41
1:A:353:LYS:H	1:A:368:GLN:HE22	1.69	0.41
1:A:757:THR:O	1:A:760:VAL:N	2.50	0.41
1:B:242:SER:C	1:B:244:ALA:H	2.24	0.41
1:B:276:PHE:O	1:B:280:SER:HB2	2.20	0.41
1:B:353:LYS:H	1:B:368:GLN:HE22	1.68	0.41
1:B:413:LEU:O	1:B:419:ILE:HG12	2.21	0.41
1:B:625:LEU:HD12	1:B:625:LEU:C	2.39	0.41
1:B:645:TRP:O	1:B:646:THR:C	2.57	0.41
1:B:700:TYR:CE1	1:B:727:GLN:HB3	2.55	0.41
1:B:721:SER:O	1:B:722:ILE:C	2.58	0.41
1:C:119:ASP:O	1:C:120:LEU:C	2.59	0.41
1:C:170:TYR:HA	1:C:173:ILE:CG2	2.50	0.41
1:C:368:GLN:HG3	1:C:383:GLY:C	2.40	0.41
1:C:413:LEU:CB	1:C:419:ILE:HG12	2.49	0.41
1:C:687:GLU:O	1:C:690:LYS:N	2.52	0.41
1:C:718:ARG:HH12	1:C:767:GLN:HE21	1.68	0.41
1:C:721:SER:O	1:C:722:ILE:C	2.59	0.41
1:D:110:ASP:O	1:D:111:LEU:C	2.59	0.41
1:D:236:GLU:HA	1:D:239:HIS:HD2	1.86	0.41
1:D:420:LEU:HB3	1:D:436:GLU:HB3	2.00	0.41
1:D:754:GLU:HG2	1:D:758:ASN:HD21	1.83	0.41
1:E:197:LYS:NZ	1:E:197:LYS:O	2.52	0.41
1:E:217:LYS:HB3	1:E:236:GLU:OE1	2.20	0.41
1:E:349:ASN:HD22	1:E:350:VAL:N	2.18	0.41
1:E:405:LEU:CD1	1:E:405:LEU:N	2.83	0.41
1:E:700:TYR:CD1	1:E:727:GLN:C	2.93	0.41
1:E:700:TYR:CE1	1:E:727:GLN:HB3	2.56	0.41
1:E:718:ARG:NH1	1:E:767:GLN:NE2	2.67	0.41
1:F:172:GLU:HB3	1:F:246:SER:CB	2.49	0.41
2:H:6:GLU:O	2:H:9:ILE:N	2.44	0.41
2:H:106:ARG:HB2	2:H:121:VAL:HG21	2.01	0.41
2:H:114:GLU:OE2	2:H:115:LYS:N	2.53	0.41
2:J:4:ALA:HA	2:J:8:GLN:NE2	2.34	0.41
2:L:64:ASP:OD1	2:L:67:GLU:N	2.53	0.41
1:A:89:ILE:CG2	1:A:90:PRO:HD2	2.48	0.41

*Continued on next page...*

*Continued from previous page...*

Atom-1	Atom-2	Interatomic distance (Å)	Clash overlap (Å)
1:A:164:GLU:C	1:A:166:SER:N	2.74	0.41
1:A:165:GLN:OE1	1:A:252:ASP:HB3	2.20	0.41
1:A:172:GLU:HB3	1:A:246:SER:CB	2.51	0.41
1:A:405:LEU:HD13	1:A:453:VAL:CG2	2.50	0.41
1:A:413:LEU:O	1:A:419:ILE:HG12	2.20	0.41
1:A:530:THR:HG21	2:H:145:MET:HE3	2.02	0.41
1:A:700:TYR:CE1	1:A:727:GLN:HB3	2.55	0.41
1:B:197:LYS:HB3	1:B:197:LYS:HZ2	1.84	0.41
1:B:282:SER:CA	1:B:285:LYS:HG2	2.48	0.41
1:B:360:VAL:O	1:B:361:ALA:C	2.58	0.41
1:B:747:ASN:O	1:B:748:TYR:C	2.59	0.41
1:C:97:TYR:O	1:C:99:GLU:N	2.53	0.41
1:C:162:ASN:O	1:C:163:SER:C	2.58	0.41
1:C:180:ASP:HA	1:C:241:PHE:CD2	2.55	0.41
1:C:236:GLU:HA	1:C:239:HIS:HD2	1.85	0.41
1:D:89:ILE:CG2	1:D:90:PRO:HD2	2.47	0.41
1:D:495:PHE:CD1	1:D:495:PHE:C	2.94	0.41
1:D:503:GLU:OE1	1:D:506:LYS:HD3	2.20	0.41
1:D:513:TRP:CH2	1:D:517:VAL:HG11	2.55	0.41
1:D:576:ASN:N	1:D:576:ASN:ND2	2.67	0.41
1:D:628:PHE:CD1	1:D:645:TRP:CD1	3.08	0.41
1:D:761:GLN:O	1:D:765:THR:HG23	2.20	0.41
1:E:190:PRO:O	1:E:191:GLU:C	2.58	0.41
1:F:453:VAL:HG12	1:F:454:GLN:N	2.34	0.41
1:F:495:PHE:CD1	1:F:495:PHE:C	2.94	0.41
1:F:700:TYR:CE1	1:F:727:GLN:HB3	2.55	0.41
1:F:761:GLN:O	1:F:765:THR:HG23	2.21	0.41
2:H:32:LEU:HD22	2:H:63:ILE:HG21	2.03	0.41
2:J:106:ARG:HB2	2:J:121:VAL:HG21	2.02	0.41
1:A:84:ASP:HA	1:A:87:LYS:HE3	2.02	0.41
1:A:97:TYR:O	1:A:99:GLU:N	2.54	0.41
1:A:217:LYS:HB3	1:A:236:GLU:OE1	2.20	0.41
1:A:690:LYS:HZ3	1:A:741:ILE:HG23	1.86	0.41
1:B:71:PHE:CD2	1:B:73:ASN:HB2	2.56	0.41
1:B:164:GLU:C	1:B:166:SER:N	2.74	0.41
1:B:165:GLN:OE1	1:B:252:ASP:HB3	2.20	0.41
1:C:368:GLN:HB2	1:C:384:ASN:OD1	2.20	0.41
1:C:435:LEU:CG	1:C:446:ILE:HG22	2.46	0.41
1:C:600:GLY:O	1:C:601:GLU:C	2.57	0.41
1:C:722:ILE:HG12	1:C:763:LEU:HB2	2.02	0.41
1:C:757:THR:O	1:C:760:VAL:N	2.51	0.41

*Continued on next page...*

*Continued from previous page...*

Atom-1	Atom-2	Interatomic distance (Å)	Clash overlap (Å)
1:C:792:VAL:O	1:C:793:PHE:C	2.59	0.41
1:D:71:PHE:O	1:D:78:LYS:NZ	2.54	0.41
1:D:115:LYS:HB3	1:D:115:LYS:HZ3	1.85	0.41
1:D:412:GLU:C	1:D:414:LYS:N	2.68	0.41
1:D:694:VAL:HG23	2:K:18:LEU:CD2	2.43	0.41
1:E:307:LEU:HD12	1:E:331:VAL:HG23	2.03	0.41
1:E:413:LEU:HB2	1:E:419:ILE:HD11	2.01	0.41
1:F:97:TYR:O	1:F:99:GLU:N	2.54	0.41
1:F:197:LYS:NZ	1:F:197:LYS:O	2.51	0.41
1:F:300:LYS:HE2	1:F:300:LYS:HB3	1.94	0.41
1:F:412:GLU:C	1:F:414:LYS:N	2.68	0.41
1:F:413:LEU:HB2	1:F:419:ILE:HD11	2.02	0.41
1:F:413:LEU:CB	1:F:419:ILE:HG12	2.50	0.41
1:F:625:LEU:HD12	1:F:625:LEU:C	2.41	0.41
1:F:731:GLU:O	1:F:734:ASN:HB3	2.20	0.41
2:J:16:PHE:HA	2:J:35:VAL:HG11	2.02	0.41
2:K:32:LEU:HD22	2:K:63:ILE:HG21	2.02	0.41
2:L:6:GLU:HG3	2:L:7:GLU:H	1.86	0.41
2:M:9:ILE:CD1	2:M:69:LEU:HD11	2.50	0.41
2:M:28:THR:HB	2:M:30:LYS:HZ1	1.85	0.41
2:M:126:ARG:C	2:M:128:ALA:H	2.23	0.41
1:A:190:PRO:O	1:A:191:GLU:C	2.59	0.41
1:A:191:GLU:O	1:A:193:LEU:N	2.53	0.41
1:A:268:MET:C	1:A:271:LEU:HB2	2.40	0.41
1:A:300:LYS:HE2	1:A:300:LYS:HB3	1.94	0.41
1:B:191:GLU:O	1:B:193:LEU:N	2.54	0.41
1:B:300:LYS:HE2	1:B:300:LYS:HB3	1.94	0.41
1:B:368:GLN:HG3	1:B:383:GLY:C	2.40	0.41
1:B:709:ASN:CB	2:I:130:ILE:HG23	2.43	0.41
1:B:761:GLN:O	1:B:765:THR:HG23	2.21	0.41
1:C:71:PHE:O	1:C:78:LYS:NZ	2.54	0.41
1:C:242:SER:C	1:C:244:ALA:H	2.24	0.41
1:C:334:LEU:HD23	1:C:361:ALA:HB1	2.02	0.41
1:C:628:PHE:CD1	1:C:645:TRP:CD1	3.09	0.41
1:C:724:ARG:NH1	1:C:724:ARG:CG	2.80	0.41
1:C:765:THR:HG22	1:C:769:SER:OG	2.21	0.41
1:D:201:ASP:O	1:D:210:PHE:CE2	2.73	0.41
1:D:368:GLN:HB2	1:D:384:ASN:OD1	2.20	0.41
1:D:409:ARG:CD	1:D:413:LEU:HD21	2.49	0.41
1:D:503:GLU:O	1:D:506:LYS:HB2	2.20	0.41
1:D:600:GLY:O	1:D:601:GLU:C	2.58	0.41

*Continued on next page...*

*Continued from previous page...*

Atom-1	Atom-2	Interatomic distance (Å)	Clash overlap (Å)
1:E:110:ASP:O	1:E:111:LEU:C	2.58	0.41
1:E:170:TYR:HA	1:E:173:ILE:HG22	2.03	0.41
1:E:296:LEU:CD2	1:E:606:LYS:HE2	2.51	0.41
1:E:400:LYS:HA	1:E:476:VAL:O	2.21	0.41
1:E:413:LEU:O	1:E:419:ILE:HG12	2.21	0.41
1:E:605:THR:H	1:E:605:THR:HG23	1.59	0.41
1:E:762:LEU:C	1:E:764:LEU:N	2.74	0.41
1:F:71:PHE:CD2	1:F:73:ASN:HB2	2.55	0.41
1:F:100:LEU:HD11	1:F:182:ILE:CG2	2.43	0.41
1:F:478:ALA:CB	1:F:486:LYS:O	2.67	0.41
1:F:747:ASN:O	1:F:748:TYR:C	2.59	0.41
2:H:29:THR:O	2:H:30:LYS:C	2.59	0.41
2:H:104:GLU:H	2:H:104:GLU:HG2	1.49	0.41
2:H:111:ASN:C	2:H:113:GLY:N	2.73	0.41
2:J:28:THR:HB	2:J:30:LYS:HZ1	1.85	0.41
2:K:22:ASP:N	2:K:22:ASP:OD1	2.53	0.41
2:L:86:ARG:HE	2:L:86:ARG:HB2	1.69	0.41
2:L:106:ARG:HB2	2:L:121:VAL:HG21	2.01	0.41
1:A:282:SER:HA	1:A:285:LYS:CG	2.51	0.41
1:A:327:LEU:N	1:A:327:LEU:CD1	2.84	0.41
1:A:721:SER:O	1:A:722:ILE:C	2.59	0.41
1:B:162:ASN:O	1:B:163:SER:C	2.58	0.41
1:B:218:LEU:HD12	1:B:218:LEU:O	2.21	0.41
1:B:307:LEU:HD12	1:B:331:VAL:HG23	2.03	0.41
1:B:334:LEU:HD23	1:B:361:ALA:HB1	2.02	0.41
1:B:359:PRO:HG2	1:B:360:VAL:H	1.85	0.41
1:B:715:GLU:HA	1:B:718:ARG:CZ	2.44	0.41
1:B:748:TYR:O	1:B:751:TYR:HB3	2.21	0.41
1:C:94:LEU:O	1:C:98:SER:N	2.45	0.41
1:C:110:ASP:O	1:C:111:LEU:C	2.59	0.41
1:C:110:ASP:O	1:C:112:VAL:N	2.54	0.41
1:C:359:PRO:HG2	1:C:360:VAL:H	1.86	0.41
1:C:499:PRO:HG2	1:C:504:ILE:HD11	2.02	0.41
1:D:162:ASN:O	1:D:163:SER:C	2.58	0.41
1:D:175:LYS:HB2	1:D:175:LYS:HZ3	1.83	0.41
1:D:218:LEU:HD12	1:D:218:LEU:O	2.20	0.41
1:D:268:MET:C	1:D:271:LEU:HB2	2.41	0.41
1:D:282:SER:HA	1:D:285:LYS:CG	2.50	0.41
1:D:334:LEU:HD23	1:D:361:ALA:HB1	2.02	0.41
1:D:531:ASN:HA	1:D:534:ILE:HD12	2.03	0.41
1:D:561:ASN:HA	1:D:564:VAL:HG22	2.03	0.41

*Continued on next page...*

*Continued from previous page...*

Atom-1	Atom-2	Interatomic distance (Å)	Clash overlap (Å)
1:E:268:MET:HA	1:E:271:LEU:CG	2.50	0.41
1:E:270:LYS:HA	1:E:273:LYS:CD	2.49	0.41
1:E:478:ALA:CB	1:E:486:LYS:O	2.67	0.41
1:E:731:GLU:O	1:E:734:ASN:HB3	2.21	0.41
1:F:144:GLU:O	1:F:146:LYS:N	2.51	0.41
1:F:217:LYS:HB3	1:F:236:GLU:OE1	2.20	0.41
1:F:276:PHE:O	1:F:280:SER:HB2	2.21	0.41
1:F:373:LYS:O	1:F:380:VAL:CG2	2.69	0.41
1:F:405:LEU:CD1	1:F:405:LEU:N	2.83	0.41
1:F:628:PHE:CD1	1:F:645:TRP:CD1	3.09	0.41
1:F:721:SER:O	1:F:722:ILE:C	2.58	0.41
1:F:757:THR:HG22	1:F:758:ASN:N	2.35	0.41
2:J:29:THR:O	2:J:30:LYS:C	2.59	0.41
2:K:6:GLU:HG3	2:K:7:GLU:H	1.86	0.41
2:K:30:LYS:H	2:K:30:LYS:CD	2.21	0.41
2:L:13:LYS:C	2:L:15:ALA:N	2.73	0.41
2:M:13:LYS:NZ	2:M:65:PHE:HB2	2.36	0.41
1:A:71:PHE:O	1:A:78:LYS:NZ	2.54	0.41
1:A:142:VAL:CG2	1:A:154:ILE:HG23	2.49	0.41
1:A:197:LYS:NZ	1:A:197:LYS:O	2.52	0.41
1:A:557:LEU:CD2	1:A:575:VAL:HG12	2.45	0.41
1:B:270:LYS:HA	1:B:273:LYS:CD	2.50	0.41
1:B:292:ARG:NE	1:B:617:LYS:HE3	2.36	0.41
1:B:555:GLN:CG	1:B:556:MET:H	2.34	0.41
1:C:285:LYS:HG3	1:C:286:GLU:H	1.84	0.41
1:C:325:TYR:CZ	1:C:598:PRO:HD3	2.53	0.41
1:C:529:VAL:HG21	2:J:109:MET:CE	2.51	0.41
1:C:561:ASN:HA	1:C:564:VAL:HG22	2.03	0.41
1:C:576:ASN:N	1:C:576:ASN:ND2	2.68	0.41
1:C:773:PHE:O	1:C:774:LYS:C	2.59	0.41
1:D:71:PHE:CD2	1:D:73:ASN:HB2	2.55	0.41
1:D:307:LEU:HD12	1:D:331:VAL:CG2	2.50	0.41
1:D:757:THR:HG22	1:D:758:ASN:N	2.35	0.41
1:E:172:GLU:HB3	1:E:246:SER:CB	2.50	0.41
1:E:276:PHE:O	1:E:280:SER:HB2	2.21	0.41
1:E:282:SER:HA	1:E:285:LYS:CG	2.50	0.41
1:E:327:LEU:N	1:E:327:LEU:CD1	2.84	0.41
1:E:495:PHE:CD1	1:E:495:PHE:C	2.94	0.41
1:E:585:GLU:HB3	1:E:586:PHE:HD1	1.84	0.41
1:E:715:GLU:HA	1:E:718:ARG:CZ	2.43	0.41
1:E:722:ILE:HG12	1:E:763:LEU:HB2	2.02	0.41

*Continued on next page...*



*Continued from previous page...*

Atom-1	Atom-2	Interatomic distance (Å)	Clash overlap (Å)
1:F:201:ASP:O	1:F:210:PHE:CE2	2.74	0.41
1:F:270:LYS:HA	1:F:273:LYS:CD	2.48	0.41
2:H:22:ASP:O	2:H:24:ASP:N	2.54	0.41
2:I:101:SER:O	2:I:103:ALA:N	2.54	0.41
2:J:114:GLU:OE2	2:J:115:LYS:N	2.54	0.41
2:J:126:ARG:C	2:J:128:ALA:H	2.24	0.41
2:K:13:LYS:HA	2:K:13:LYS:HD2	1.80	0.41
2:M:86:ARG:O	2:M:86:ARG:CG	2.67	0.41
2:M:117:THR:HG23	2:M:120:GLU:CB	2.42	0.41
1:A:110:ASP:OD1	1:A:110:ASP:N	2.54	0.41
1:A:149:THR:HA	1:A:150:PRO:HD2	1.91	0.41
1:A:218:LEU:C	1:A:220:LEU:N	2.68	0.41
1:A:553:GLN:O	1:A:557:LEU:HB2	2.21	0.41
1:A:645:TRP:O	1:A:646:THR:C	2.58	0.41
1:A:730:ASN:C	1:A:732:ILE:N	2.74	0.41
1:A:731:GLU:O	1:A:734:ASN:HB3	2.20	0.41
1:B:172:GLU:HB3	1:B:246:SER:CB	2.50	0.41
1:B:180:ASP:HA	1:B:241:PHE:CD2	2.55	0.41
1:B:201:ASP:O	1:B:210:PHE:CE2	2.73	0.41
1:B:401:ILE:CG2	1:B:485:LEU:HB3	2.51	0.41
1:B:549:LEU:HB2	1:B:553:GLN:NE2	2.36	0.41
1:B:628:PHE:CD1	1:B:645:TRP:CD1	3.09	0.41
1:B:730:ASN:C	1:B:732:ILE:N	2.74	0.41
1:B:762:LEU:C	1:B:764:LEU:N	2.75	0.41
1:B:792:VAL:O	1:B:793:PHE:C	2.59	0.41
1:C:115:LYS:CB	1:C:118:GLN:HG2	2.51	0.41
1:C:170:TYR:HA	1:C:173:ILE:HG22	2.03	0.41
1:C:183:SER:C	1:C:185:ASP:N	2.74	0.41
1:C:270:LYS:HA	1:C:273:LYS:CD	2.49	0.41
1:C:276:PHE:O	1:C:280:SER:HB2	2.21	0.41
1:C:296:LEU:CD2	1:C:606:LYS:HE2	2.51	0.41
1:C:311:HIS:O	1:C:312:ALA:C	2.59	0.41
1:C:400:LYS:HA	1:C:476:VAL:O	2.20	0.41
1:C:494:LEU:HD13	1:C:497:LEU:CD2	2.51	0.41
1:C:532:LEU:HA	1:C:532:LEU:HD23	1.84	0.41
1:C:625:LEU:C	1:C:625:LEU:HD12	2.41	0.41
1:C:637:PRO:O	1:C:638:GLY:C	2.59	0.41
1:D:164:GLU:C	1:D:166:SER:N	2.74	0.41
1:D:296:LEU:CD2	1:D:606:LYS:HE2	2.50	0.41
1:D:327:LEU:N	1:D:327:LEU:CD1	2.84	0.41
1:D:373:LYS:O	1:D:380:VAL:CG2	2.69	0.41

*Continued on next page...*

*Continued from previous page...*

Atom-1	Atom-2	Interatomic distance (Å)	Clash overlap (Å)
1:D:400:LYS:HA	1:D:476:VAL:O	2.20	0.41
1:D:413:LEU:HB2	1:D:419:ILE:HD11	2.01	0.41
1:D:586:PHE:HA	1:D:639:ASN:HD21	1.86	0.41
1:D:637:PRO:O	1:D:638:GLY:C	2.59	0.41
1:D:653:LYS:O	1:D:654:ILE:C	2.59	0.41
1:D:762:LEU:C	1:D:764:LEU:N	2.74	0.41
1:E:129:ASN:HD22	1:E:129:ASN:N	2.17	0.41
1:E:257:LEU:O	1:E:257:LEU:CG	2.67	0.41
1:E:368:GLN:HB2	1:E:384:ASN:OD1	2.21	0.41
1:E:581:GLN:HE21	1:E:629:ASN:HB2	1.86	0.41
1:E:628:PHE:CD1	1:E:645:TRP:CD1	3.08	0.41
1:F:84:ASP:HA	1:F:87:LYS:HE3	2.03	0.41
1:F:94:LEU:O	1:F:98:SER:N	2.45	0.41
1:F:115:LYS:O	1:F:117:LEU:N	2.50	0.41
1:F:154:ILE:HG22	1:F:155:ASN:N	2.35	0.41
1:F:170:TYR:HA	1:F:173:ILE:HG22	2.03	0.41
1:F:242:SER:C	1:F:244:ALA:H	2.24	0.41
1:F:353:LYS:H	1:F:368:GLN:HE22	1.69	0.41
1:F:437:SER:C	1:F:439:ASN:H	2.24	0.41
1:F:706:ASN:O	1:F:709:ASN:HB2	2.21	0.41
2:I:22:ASP:O	2:I:24:ASP:N	2.54	0.41
2:K:37:ARG:NH1	2:K:37:ARG:CG	2.77	0.41
2:L:33:GLY:O	2:L:37:ARG:HG3	2.20	0.41
2:L:76:MET:CA	2:L:79:THR:HG22	2.51	0.41
2:M:27:ILE:HD12	2:M:32:LEU:HA	2.02	0.41
2:M:102:ALA:CB	2:M:125:ILE:HG13	2.49	0.41
1:A:123:GLU:CG	1:A:124:GLU:H	2.05	0.41
1:A:296:LEU:CD2	1:A:606:LYS:HE2	2.50	0.41
1:A:503:GLU:O	1:A:506:LYS:HB2	2.21	0.41
1:A:503:GLU:OE1	1:A:506:LYS:HD3	2.21	0.41
1:A:576:ASN:N	1:A:576:ASN:ND2	2.66	0.41
1:A:699:GLY:O	1:A:702:SER:N	2.54	0.41
1:A:770:ASN:HD22	1:A:770:ASN:HA	1.68	0.41
1:B:97:TYR:OH	1:B:150:PRO:HB2	2.21	0.41
1:B:236:GLU:HA	1:B:239:HIS:HD2	1.85	0.41
1:B:306:GLY:O	1:B:336:THR:HG23	2.21	0.41
1:B:311:HIS:O	1:B:312:ALA:C	2.59	0.41
1:B:553:GLN:O	1:B:557:LEU:HB2	2.21	0.41
1:B:699:GLY:O	1:B:702:SER:N	2.54	0.41
1:C:201:ASP:O	1:C:210:PHE:CE2	2.74	0.41
1:C:217:LYS:HB3	1:C:236:GLU:OE1	2.20	0.41

*Continued on next page...*

*Continued from previous page...*

Atom-1	Atom-2	Interatomic distance (Å)	Clash overlap (Å)
1:C:316:LYS:CG	1:C:600:GLY:HA2	2.47	0.41
1:C:413:LEU:O	1:C:419:ILE:HG12	2.21	0.41
1:C:731:GLU:O	1:C:734:ASN:HB3	2.21	0.41
1:D:176:GLY:HA2	1:D:179:LEU:CD2	2.48	0.41
1:D:276:PHE:O	1:D:280:SER:HB2	2.21	0.41
1:D:413:LEU:CB	1:D:419:ILE:HG12	2.49	0.41
1:E:85:LEU:O	1:E:88:LYS:HB3	2.20	0.41
1:E:629:ASN:HD22	1:E:630:ARG:H	1.64	0.41
1:E:748:TYR:O	1:E:751:TYR:HB3	2.21	0.41
1:F:97:TYR:OH	1:F:150:PRO:HB2	2.20	0.41
1:F:359:PRO:HB2	1:F:403:LEU:HD21	2.03	0.41
1:F:499:PRO:HG2	1:F:504:ILE:HD11	2.02	0.41
1:F:503:GLU:OE1	1:F:506:LYS:HD3	2.21	0.41
1:F:520:PRO:O	1:F:521:ASN:C	2.59	0.41
1:F:730:ASN:C	1:F:732:ILE:N	2.75	0.41
1:F:757:THR:O	1:F:760:VAL:N	2.51	0.41
2:H:49:GLN:O	2:H:51:MET:N	2.54	0.41
2:I:17:SER:C	2:I:19:PHE:N	2.74	0.41
2:I:33:GLY:O	2:I:37:ARG:HG3	2.21	0.41
2:J:27:ILE:HD12	2:J:32:LEU:HA	2.02	0.41
2:J:39:LEU:HA	2:J:39:LEU:HD22	1.79	0.41
2:K:49:GLN:O	2:K:51:MET:N	2.54	0.41
2:L:101:SER:O	2:L:103:ALA:N	2.54	0.41
2:M:29:THR:O	2:M:30:LYS:C	2.59	0.41
2:M:49:GLN:O	2:M:51:MET:N	2.55	0.41
1:A:201:ASP:O	1:A:210:PHE:CE2	2.74	0.40
1:A:434:LEU:CD1	1:A:435:LEU:N	2.70	0.40
1:B:115:LYS:O	1:B:117:LEU:N	2.52	0.40
1:B:248:TYR:CE1	1:B:269:ASN:HA	2.56	0.40
1:B:368:GLN:HB2	1:B:384:ASN:OD1	2.21	0.40
1:B:373:LYS:O	1:B:380:VAL:CG2	2.69	0.40
1:B:495:PHE:CD1	1:B:495:PHE:C	2.94	0.40
1:B:581:GLN:HE21	1:B:629:ASN:HB2	1.86	0.40
1:C:234:LEU:O	1:C:238:GLN:HG3	2.22	0.40
1:C:353:LYS:H	1:C:368:GLN:HE22	1.69	0.40
1:C:373:LYS:O	1:C:380:VAL:CG2	2.69	0.40
1:C:503:GLU:OE1	1:C:506:LYS:HD3	2.21	0.40
1:D:84:ASP:HA	1:D:87:LYS:HE3	2.02	0.40
1:D:97:TYR:O	1:D:99:GLU:N	2.53	0.40
1:D:110:ASP:O	1:D:112:VAL:N	2.54	0.40
1:D:316:LYS:CG	1:D:600:GLY:HA2	2.46	0.40

*Continued on next page...*

*Continued from previous page...*

Atom-1	Atom-2	Interatomic distance (Å)	Clash overlap (Å)
1:D:360:VAL:O	1:D:361:ALA:C	2.58	0.40
1:D:706:ASN:O	1:D:709:ASN:HB2	2.21	0.40
1:D:747:ASN:O	1:D:748:TYR:C	2.60	0.40
1:E:71:PHE:CD2	1:E:73:ASN:HB2	2.55	0.40
1:E:551:ASN:HD22	1:E:551:ASN:HA	1.64	0.40
1:F:115:LYS:CB	1:F:118:GLN:HG2	2.51	0.40
1:F:142:VAL:HG13	1:F:154:ILE:HD11	2.03	0.40
1:F:493:ASP:OD2	1:F:577:HIS:HE1	2.01	0.40
1:F:503:GLU:O	1:F:506:LYS:HB2	2.22	0.40
1:F:630:ARG:HH11	1:F:630:ARG:CG	2.34	0.40
1:F:792:VAL:O	1:F:793:PHE:C	2.59	0.40
2:H:32:LEU:HA	2:H:35:VAL:HG23	2.03	0.40
2:I:32:LEU:HD22	2:I:63:ILE:HG21	2.03	0.40
2:J:17:SER:C	2:J:19:PHE:N	2.73	0.40
2:K:106:ARG:HB2	2:K:121:VAL:HG21	2.02	0.40
2:M:32:LEU:HD22	2:M:63:ILE:HG21	2.02	0.40
1:A:162:ASN:O	1:A:163:SER:C	2.58	0.40
1:A:175:LYS:HZ3	1:A:175:LYS:CB	2.35	0.40
1:A:199:LEU:O	1:A:201:ASP:N	2.52	0.40
1:A:248:TYR:CE1	1:A:269:ASN:HA	2.57	0.40
1:A:292:ARG:CD	1:A:617:LYS:HE3	2.51	0.40
1:A:368:GLN:HB2	1:A:384:ASN:OD1	2.21	0.40
1:A:401:ILE:CG2	1:A:485:LEU:HB3	2.51	0.40
1:A:435:LEU:CG	1:A:446:ILE:HG22	2.45	0.40
1:A:495:PHE:CD1	1:A:495:PHE:C	2.94	0.40
1:A:555:GLN:CG	1:A:556:MET:H	2.34	0.40
1:A:625:LEU:HD12	1:A:625:LEU:C	2.41	0.40
1:A:628:PHE:CD1	1:A:645:TRP:CD1	3.09	0.40
1:B:71:PHE:O	1:B:78:LYS:NZ	2.55	0.40
1:B:197:LYS:NZ	1:B:197:LYS:O	2.53	0.40
1:B:234:LEU:O	1:B:238:GLN:HG3	2.21	0.40
1:C:293:ILE:O	1:C:294:ASP:C	2.60	0.40
1:C:531:ASN:HA	1:C:534:ILE:HD12	2.04	0.40
1:C:581:GLN:HE21	1:C:581:GLN:CA	2.32	0.40
1:C:597:ASN:OD1	1:C:599:GLU:N	2.55	0.40
1:D:115:LYS:CB	1:D:118:GLN:HG2	2.52	0.40
1:D:248:TYR:CE1	1:D:269:ASN:HA	2.57	0.40
1:D:405:LEU:CD1	1:D:405:LEU:N	2.84	0.40
1:D:478:ALA:CB	1:D:486:LYS:O	2.68	0.40
1:E:199:LEU:O	1:E:201:ASP:N	2.52	0.40
1:E:409:ARG:CD	1:E:413:LEU:HD21	2.50	0.40

*Continued on next page...*

*Continued from previous page...*

Atom-1	Atom-2	Interatomic distance (Å)	Clash overlap (Å)
1:E:553:GLN:O	1:E:557:LEU:HB2	2.21	0.40
1:E:690:LYS:HZ3	1:E:741:ILE:HG23	1.86	0.40
1:E:762:LEU:O	1:E:764:LEU:N	2.55	0.40
1:F:83:GLN:C	1:F:85:LEU:N	2.71	0.40
1:F:183:SER:C	1:F:185:ASP:N	2.75	0.40
1:F:236:GLU:HA	1:F:239:HIS:HD2	1.85	0.40
1:F:323:ASN:O	1:F:324:THR:HG22	2.20	0.40
1:F:448:ASP:O	1:F:449:GLU:C	2.60	0.40
1:F:581:GLN:HE21	1:F:629:ASN:HB2	1.85	0.40
2:H:86:ARG:O	2:H:86:ARG:CG	2.69	0.40
2:J:21:LYS:C	2:J:23:GLY:N	2.75	0.40
2:K:13:LYS:C	2:K:15:ALA:N	2.71	0.40
2:K:76:MET:CA	2:K:79:THR:HG22	2.51	0.40
2:L:9:ILE:CD1	2:L:69:LEU:HD11	2.50	0.40
2:L:27:ILE:HD12	2:L:32:LEU:HA	2.03	0.40
1:A:345:THR:HG22	1:A:491:ASP:HA	2.03	0.40
1:A:413:LEU:CB	1:A:419:ILE:HG12	2.49	0.40
1:A:549:LEU:HB2	1:A:553:GLN:NE2	2.37	0.40
1:A:556:MET:HE3	1:A:556:MET:HB2	1.95	0.40
1:A:632:TYR:O	1:A:633:ASN:CB	2.69	0.40
1:A:748:TYR:O	1:A:751:TYR:HB3	2.21	0.40
1:A:762:LEU:C	1:A:764:LEU:N	2.73	0.40
1:B:257:LEU:O	1:B:257:LEU:CG	2.67	0.40
1:B:597:ASN:OD1	1:B:599:GLU:N	2.54	0.40
1:B:657:ILE:HG21	1:B:704:TYR:CD1	2.56	0.40
1:B:773:PHE:O	1:B:774:LYS:C	2.60	0.40
1:C:199:LEU:O	1:C:201:ASP:N	2.53	0.40
1:C:248:TYR:O	1:C:248:TYR:CD2	2.70	0.40
1:C:625:LEU:HD12	1:C:626:TYR:N	2.35	0.40
1:D:285:LYS:HG3	1:D:286:GLU:H	1.84	0.40
1:D:401:ILE:CG2	1:D:485:LEU:HB3	2.51	0.40
1:D:427:ASP:C	1:D:429:GLY:N	2.75	0.40
1:D:526:GLN:O	1:D:529:VAL:N	2.55	0.40
1:D:700:TYR:CE1	1:D:727:GLN:HB3	2.56	0.40
1:E:119:ASP:O	1:E:120:LEU:C	2.59	0.40
1:E:292:ARG:NE	1:E:617:LYS:HE3	2.36	0.40
1:E:353:LYS:H	1:E:368:GLN:HE22	1.69	0.40
1:F:268:MET:C	1:F:271:LEU:HB2	2.40	0.40
2:H:21:LYS:C	2:H:23:GLY:N	2.74	0.40
2:I:86:ARG:O	2:I:86:ARG:CG	2.68	0.40
2:J:97:ASN:ND2	2:J:97:ASN:N	2.64	0.40

*Continued on next page...*

*Continued from previous page...*

Atom-1	Atom-2	Interatomic distance (Å)	Clash overlap (Å)
2:K:86:ARG:O	2:K:86:ARG:CG	2.69	0.40
2:L:29:THR:O	2:L:30:LYS:C	2.60	0.40
2:L:111:ASN:C	2:L:113:GLY:N	2.73	0.40
1:A:520:PRO:O	1:A:521:ASN:C	2.59	0.40
1:B:248:TYR:HE1	1:B:269:ASN:HA	1.87	0.40
1:B:576:ASN:N	1:B:576:ASN:ND2	2.67	0.40
1:B:637:PRO:O	1:B:638:GLY:C	2.60	0.40
1:C:79:ILE:C	1:C:81:GLN:N	2.69	0.40
1:C:84:ASP:HA	1:C:87:LYS:HE3	2.03	0.40
1:C:700:TYR:CE1	1:C:727:GLN:HB3	2.55	0.40
1:C:762:LEU:C	1:C:764:LEU:N	2.75	0.40
1:C:777:TYR:CE1	1:C:782:PHE:HE1	2.40	0.40
1:D:359:PRO:HB2	1:D:403:LEU:HD21	2.04	0.40
1:D:413:LEU:O	1:D:419:ILE:HG12	2.21	0.40
1:D:580:GLU:C	1:D:582:ASP:H	2.24	0.40
1:D:732:ILE:O	1:D:734:ASN:N	2.54	0.40
1:D:773:PHE:O	1:D:774:LYS:C	2.60	0.40
1:D:777:TYR:CE1	1:D:782:PHE:HE1	2.40	0.40
1:E:165:GLN:OE1	1:E:252:ASP:HB3	2.20	0.40
1:E:234:LEU:O	1:E:238:GLN:HG3	2.22	0.40
1:E:503:GLU:O	1:E:506:LYS:HB2	2.21	0.40
1:E:520:PRO:O	1:E:521:ASN:C	2.59	0.40
1:F:122:GLU:CB	1:F:147:ARG:HG3	2.51	0.40
1:F:176:GLY:O	1:F:179:LEU:HD23	2.21	0.40
1:F:327:LEU:N	1:F:327:LEU:CD1	2.84	0.40
1:F:413:LEU:O	1:F:419:ILE:HG12	2.21	0.40
1:F:561:ASN:HA	1:F:564:VAL:HG22	2.03	0.40
1:F:738:SER:HB3	1:F:739:LYS:H	1.60	0.40
2:H:89:PHE:O	2:H:90:ARG:C	2.59	0.40
2:I:76:MET:CA	2:I:79:THR:HG22	2.51	0.40
2:I:106:ARG:HB2	2:I:121:VAL:HG21	2.02	0.40
2:J:6:GLU:O	2:J:9:ILE:N	2.43	0.40
2:J:32:LEU:HD22	2:J:63:ILE:HG21	2.03	0.40
2:K:22:ASP:O	2:K:24:ASP:N	2.54	0.40
2:M:5:THR:CG2	2:M:8:GLN:HB2	2.52	0.40
1:A:176:GLY:O	1:A:179:LEU:HD23	2.21	0.40
1:A:307:LEU:HD12	1:A:331:VAL:HG23	2.04	0.40
1:A:427:ASP:C	1:A:429:GLY:N	2.75	0.40
1:B:293:ILE:O	1:B:294:ASP:C	2.60	0.40
1:B:556:MET:HE3	1:B:556:MET:HB2	1.95	0.40
1:C:183:SER:C	1:C:185:ASP:H	2.25	0.40

*Continued on next page...*

Continued from previous page...

Atom-1	Atom-2	Interatomic distance (Å)	Clash overlap (Å)
1:C:191:GLU:O	1:C:193:LEU:N	2.54	0.40
1:C:281:GLU:HA	1:C:284:LYS:HB3	2.04	0.40
1:C:437:SER:C	1:C:439:ASN:H	2.25	0.40
1:C:503:GLU:O	1:C:506:LYS:HB2	2.21	0.40
1:D:119:ASP:O	1:D:120:LEU:C	2.60	0.40
1:D:131:ARG:HG3	1:D:243:LEU:HD13	2.03	0.40
1:D:499:PRO:HG2	1:D:504:ILE:HD11	2.02	0.40
1:D:630:ARG:HH11	1:D:630:ARG:CG	2.35	0.40
1:E:83:GLN:C	1:E:85:LEU:H	2.25	0.40
1:E:164:GLU:C	1:E:166:SER:N	2.74	0.40
1:E:427:ASP:C	1:E:429:GLY:N	2.75	0.40
1:E:437:SER:C	1:E:439:ASN:H	2.25	0.40
1:E:747:ASN:O	1:E:748:TYR:C	2.59	0.40
1:E:773:PHE:O	1:E:774:LYS:C	2.60	0.40
1:F:71:PHE:O	1:F:78:LYS:NZ	2.54	0.40
1:F:165:GLN:OE1	1:F:252:ASP:HB3	2.20	0.40
1:F:171:TYR:O	1:F:175:LYS:NZ	2.55	0.40
1:F:292:ARG:CD	1:F:617:LYS:HE3	2.50	0.40
1:F:307:LEU:HD12	1:F:331:VAL:HG23	2.03	0.40
1:F:748:TYR:O	1:F:751:TYR:HB3	2.22	0.40
1:F:762:LEU:O	1:F:764:LEU:N	2.55	0.40
2:H:76:MET:CA	2:H:79:THR:HG22	2.52	0.40
2:I:22:ASP:OD1	2:I:22:ASP:N	2.55	0.40
2:I:49:GLN:O	2:I:51:MET:N	2.54	0.40
2:J:6:GLU:HG3	2:J:7:GLU:H	1.86	0.40
2:J:16:PHE:CE1	2:J:27:ILE:HG12	2.56	0.40
2:J:37:ARG:NH1	2:J:37:ARG:CG	2.78	0.40
2:K:29:THR:O	2:K:30:LYS:C	2.60	0.40
2:M:22:ASP:OD1	2:M:22:ASP:N	2.54	0.40
2:M:114:GLU:OE2	2:M:115:LYS:N	2.54	0.40

There are no symmetry-related clashes.

## 5.3 Torsion angles [i](#)

### 5.3.1 Protein backbone [i](#)

In the following table, the Percentiles column shows the percent Ramachandran outliers of the chain as a percentile score with respect to all X-ray entries followed by that with respect to entries of similar resolution.



The Analysed column shows the number of residues for which the backbone conformation was analysed, and the total number of residues.

Mol	Chain	Analysed	Favoured	Allowed	Outliers	Percentiles	
1	A	733/777 (94%)	466 (64%)	168 (23%)	99 (14%)	0	4
1	B	733/777 (94%)	463 (63%)	171 (23%)	99 (14%)	0	4
1	C	733/777 (94%)	463 (63%)	172 (24%)	98 (13%)	0	4
1	D	733/777 (94%)	467 (64%)	168 (23%)	98 (13%)	0	4
1	E	733/777 (94%)	464 (63%)	170 (23%)	99 (14%)	0	4
1	F	733/777 (94%)	466 (64%)	168 (23%)	99 (14%)	0	4
2	H	144/146 (99%)	86 (60%)	37 (26%)	21 (15%)	0	3
2	I	144/146 (99%)	87 (60%)	37 (26%)	20 (14%)	0	4
2	J	144/146 (99%)	87 (60%)	38 (26%)	19 (13%)	0	4
2	K	144/146 (99%)	87 (60%)	38 (26%)	19 (13%)	0	4
2	L	144/146 (99%)	87 (60%)	38 (26%)	19 (13%)	0	4
2	M	144/146 (99%)	87 (60%)	37 (26%)	20 (14%)	0	4
All	All	5262/5538 (95%)	3310 (63%)	1242 (24%)	710 (14%)	0	4

All (710) Ramachandran outliers are listed below:

Mol	Chain	Res	Type
1	A	75	THR
1	A	76	LEU
1	A	77	ASP
1	A	80	GLN
1	A	111	LEU
1	A	128	MET
1	A	129	ASN
1	A	131	ARG
1	A	134	LYS
1	A	135	VAL
1	A	146	LYS
1	A	163	SER
1	A	180	ASP
1	A	229	PHE
1	A	373	LYS
1	A	376	GLN
1	A	409	ARG
1	A	423	LYS
1	A	428	ASN

*Continued on next page...*

*Continued from previous page...*

<b>Mol</b>	<b>Chain</b>	<b>Res</b>	<b>Type</b>
1	A	438	ASN
1	A	451	ASN
1	A	471	TRP
1	A	520	PRO
1	A	580	GLU
1	A	711	ILE
1	A	714	GLN
1	A	720	ILE
1	A	738	SER
1	A	739	LYS
1	A	783	THR
1	B	75	THR
1	B	76	LEU
1	B	77	ASP
1	B	80	GLN
1	B	111	LEU
1	B	128	MET
1	B	129	ASN
1	B	131	ARG
1	B	134	LYS
1	B	135	VAL
1	B	146	LYS
1	B	159	TYR
1	B	163	SER
1	B	180	ASP
1	B	229	PHE
1	B	373	LYS
1	B	376	GLN
1	B	409	ARG
1	B	423	LYS
1	B	428	ASN
1	B	438	ASN
1	B	451	ASN
1	B	471	TRP
1	B	520	PRO
1	B	580	GLU
1	B	711	ILE
1	B	714	GLN
1	B	720	ILE
1	B	738	SER
1	B	739	LYS
1	B	783	THR

*Continued on next page...*

*Continued from previous page...*

<b>Mol</b>	<b>Chain</b>	<b>Res</b>	<b>Type</b>
1	C	75	THR
1	C	76	LEU
1	C	77	ASP
1	C	80	GLN
1	C	111	LEU
1	C	128	MET
1	C	129	ASN
1	C	131	ARG
1	C	134	LYS
1	C	135	VAL
1	C	146	LYS
1	C	163	SER
1	C	180	ASP
1	C	229	PHE
1	C	373	LYS
1	C	376	GLN
1	C	409	ARG
1	C	423	LYS
1	C	428	ASN
1	C	438	ASN
1	C	451	ASN
1	C	471	TRP
1	C	520	PRO
1	C	580	GLU
1	C	711	ILE
1	C	714	GLN
1	C	720	ILE
1	C	738	SER
1	C	739	LYS
1	C	783	THR
1	D	75	THR
1	D	76	LEU
1	D	77	ASP
1	D	80	GLN
1	D	111	LEU
1	D	128	MET
1	D	129	ASN
1	D	131	ARG
1	D	134	LYS
1	D	135	VAL
1	D	146	LYS
1	D	163	SER

*Continued on next page...*

*Continued from previous page...*

<b>Mol</b>	<b>Chain</b>	<b>Res</b>	<b>Type</b>
1	D	180	ASP
1	D	229	PHE
1	D	373	LYS
1	D	376	GLN
1	D	409	ARG
1	D	423	LYS
1	D	428	ASN
1	D	438	ASN
1	D	451	ASN
1	D	471	TRP
1	D	520	PRO
1	D	580	GLU
1	D	711	ILE
1	D	714	GLN
1	D	720	ILE
1	D	738	SER
1	D	739	LYS
1	D	783	THR
1	E	75	THR
1	E	76	LEU
1	E	77	ASP
1	E	80	GLN
1	E	111	LEU
1	E	128	MET
1	E	129	ASN
1	E	131	ARG
1	E	134	LYS
1	E	135	VAL
1	E	146	LYS
1	E	159	TYR
1	E	163	SER
1	E	180	ASP
1	E	229	PHE
1	E	373	LYS
1	E	376	GLN
1	E	409	ARG
1	E	423	LYS
1	E	428	ASN
1	E	438	ASN
1	E	451	ASN
1	E	471	TRP
1	E	520	PRO

*Continued on next page...*

*Continued from previous page...*

<b>Mol</b>	<b>Chain</b>	<b>Res</b>	<b>Type</b>
1	E	580	GLU
1	E	711	ILE
1	E	714	GLN
1	E	720	ILE
1	E	738	SER
1	E	739	LYS
1	E	783	THR
1	F	75	THR
1	F	76	LEU
1	F	77	ASP
1	F	80	GLN
1	F	111	LEU
1	F	128	MET
1	F	129	ASN
1	F	131	ARG
1	F	134	LYS
1	F	135	VAL
1	F	146	LYS
1	F	163	SER
1	F	180	ASP
1	F	229	PHE
1	F	373	LYS
1	F	376	GLN
1	F	409	ARG
1	F	423	LYS
1	F	428	ASN
1	F	438	ASN
1	F	451	ASN
1	F	471	TRP
1	F	520	PRO
1	F	580	GLU
1	F	711	ILE
1	F	714	GLN
1	F	720	ILE
1	F	738	SER
1	F	739	LYS
1	F	783	THR
2	H	23	GLY
2	H	93	ASP
2	I	23	GLY
2	I	93	ASP
2	J	23	GLY

*Continued on next page...*

*Continued from previous page...*

<b>Mol</b>	<b>Chain</b>	<b>Res</b>	<b>Type</b>
2	J	93	ASP
2	K	23	GLY
2	K	93	ASP
2	L	23	GLY
2	L	93	ASP
2	M	23	GLY
2	M	93	ASP
1	A	73	ASN
1	A	84	ASP
1	A	91	LYS
1	A	108	ASP
1	A	112	VAL
1	A	113	GLU
1	A	130	SER
1	A	161	ILE
1	A	162	ASN
1	A	191	GLU
1	A	192	PHE
1	A	264	MET
1	A	290	LYS
1	A	302	LEU
1	A	334	LEU
1	A	372	LYS
1	A	377	GLN
1	A	406	ASP
1	A	585	GLU
1	A	654	ILE
1	A	755	ARG
1	A	770	ASN
1	A	778	LYS
1	A	779	GLN
1	A	794	GLN
1	B	73	ASN
1	B	84	ASP
1	B	91	LYS
1	B	108	ASP
1	B	112	VAL
1	B	113	GLU
1	B	130	SER
1	B	161	ILE
1	B	162	ASN
1	B	191	GLU

*Continued on next page...*

*Continued from previous page...*

<b>Mol</b>	<b>Chain</b>	<b>Res</b>	<b>Type</b>
1	B	192	PHE
1	B	264	MET
1	B	290	LYS
1	B	334	LEU
1	B	372	LYS
1	B	377	GLN
1	B	406	ASP
1	B	585	GLU
1	B	755	ARG
1	B	770	ASN
1	B	778	LYS
1	B	779	GLN
1	B	794	GLN
1	C	73	ASN
1	C	84	ASP
1	C	91	LYS
1	C	108	ASP
1	C	112	VAL
1	C	113	GLU
1	C	130	SER
1	C	161	ILE
1	C	162	ASN
1	C	191	GLU
1	C	192	PHE
1	C	264	MET
1	C	290	LYS
1	C	334	LEU
1	C	372	LYS
1	C	377	GLN
1	C	406	ASP
1	C	585	GLU
1	C	755	ARG
1	C	770	ASN
1	C	778	LYS
1	C	779	GLN
1	C	794	GLN
1	D	73	ASN
1	D	91	LYS
1	D	108	ASP
1	D	112	VAL
1	D	113	GLU
1	D	130	SER

*Continued on next page...*



*Continued from previous page...*

<b>Mol</b>	<b>Chain</b>	<b>Res</b>	<b>Type</b>
1	D	161	ILE
1	D	162	ASN
1	D	192	PHE
1	D	264	MET
1	D	290	LYS
1	D	302	LEU
1	D	334	LEU
1	D	372	LYS
1	D	377	GLN
1	D	406	ASP
1	D	585	GLU
1	D	654	ILE
1	D	755	ARG
1	D	770	ASN
1	D	778	LYS
1	D	779	GLN
1	D	794	GLN
1	E	73	ASN
1	E	84	ASP
1	E	91	LYS
1	E	108	ASP
1	E	112	VAL
1	E	113	GLU
1	E	130	SER
1	E	162	ASN
1	E	192	PHE
1	E	264	MET
1	E	290	LYS
1	E	302	LEU
1	E	334	LEU
1	E	372	LYS
1	E	377	GLN
1	E	406	ASP
1	E	585	GLU
1	E	654	ILE
1	E	755	ARG
1	E	770	ASN
1	E	778	LYS
1	E	779	GLN
1	E	794	GLN
1	F	73	ASN
1	F	84	ASP

*Continued on next page...*

*Continued from previous page...*

<b>Mol</b>	<b>Chain</b>	<b>Res</b>	<b>Type</b>
1	F	91	LYS
1	F	108	ASP
1	F	112	VAL
1	F	113	GLU
1	F	116	GLU
1	F	130	SER
1	F	161	ILE
1	F	162	ASN
1	F	192	PHE
1	F	264	MET
1	F	290	LYS
1	F	302	LEU
1	F	334	LEU
1	F	372	LYS
1	F	377	GLN
1	F	406	ASP
1	F	585	GLU
1	F	755	ARG
1	F	770	ASN
1	F	778	LYS
1	F	779	GLN
1	F	794	GLN
2	H	22	ASP
2	H	43	PRO
2	H	50	ASP
2	H	64	ASP
2	H	76	MET
2	H	118	ASP
2	H	125	ILE
2	I	22	ASP
2	I	43	PRO
2	I	50	ASP
2	I	64	ASP
2	I	76	MET
2	I	118	ASP
2	I	125	ILE
2	J	43	PRO
2	J	50	ASP
2	J	64	ASP
2	J	76	MET
2	J	118	ASP
2	J	125	ILE

*Continued on next page...*

*Continued from previous page...*

<b>Mol</b>	<b>Chain</b>	<b>Res</b>	<b>Type</b>
2	K	22	ASP
2	K	43	PRO
2	K	50	ASP
2	K	64	ASP
2	K	76	MET
2	K	118	ASP
2	K	125	ILE
2	L	22	ASP
2	L	43	PRO
2	L	50	ASP
2	L	64	ASP
2	L	76	MET
2	L	118	ASP
2	L	125	ILE
2	M	43	PRO
2	M	50	ASP
2	M	64	ASP
2	M	76	MET
2	M	118	ASP
2	M	125	ILE
1	A	70	GLU
1	A	116	GLU
1	A	186	LYS
1	A	188	LEU
1	A	202	ASP
1	A	204	ASP
1	A	206	SER
1	A	232	GLU
1	A	262	PRO
1	A	274	GLY
1	A	354	SER
1	A	385	LEU
1	A	620	THR
1	A	719	LYS
1	A	731	GLU
1	A	756	ILE
1	A	757	THR
1	A	765	THR
1	B	70	GLU
1	B	116	GLU
1	B	186	LYS
1	B	202	ASP

*Continued on next page...*

*Continued from previous page...*

<b>Mol</b>	<b>Chain</b>	<b>Res</b>	<b>Type</b>
1	B	204	ASP
1	B	206	SER
1	B	232	GLU
1	B	262	PRO
1	B	274	GLY
1	B	302	LEU
1	B	354	SER
1	B	385	LEU
1	B	620	THR
1	B	654	ILE
1	B	719	LYS
1	B	731	GLU
1	B	756	ILE
1	B	757	THR
1	B	765	THR
1	C	70	GLU
1	C	116	GLU
1	C	186	LYS
1	C	202	ASP
1	C	204	ASP
1	C	206	SER
1	C	232	GLU
1	C	262	PRO
1	C	274	GLY
1	C	302	LEU
1	C	354	SER
1	C	385	LEU
1	C	605	THR
1	C	620	THR
1	C	654	ILE
1	C	719	LYS
1	C	731	GLU
1	C	756	ILE
1	C	757	THR
1	C	765	THR
1	D	70	GLU
1	D	84	ASP
1	D	116	GLU
1	D	186	LYS
1	D	191	GLU
1	D	202	ASP
1	D	204	ASP

*Continued on next page...*

*Continued from previous page...*

<b>Mol</b>	<b>Chain</b>	<b>Res</b>	<b>Type</b>
1	D	206	SER
1	D	232	GLU
1	D	262	PRO
1	D	274	GLY
1	D	307	LEU
1	D	354	SER
1	D	385	LEU
1	D	452	GLU
1	D	620	THR
1	D	719	LYS
1	D	731	GLU
1	D	756	ILE
1	D	757	THR
1	E	70	GLU
1	E	116	GLU
1	E	186	LYS
1	E	191	GLU
1	E	202	ASP
1	E	204	ASP
1	E	206	SER
1	E	232	GLU
1	E	262	PRO
1	E	274	GLY
1	E	354	SER
1	E	385	LEU
1	E	605	THR
1	E	620	THR
1	E	719	LYS
1	E	731	GLU
1	E	756	ILE
1	E	757	THR
1	E	765	THR
1	F	70	GLU
1	F	186	LYS
1	F	191	GLU
1	F	202	ASP
1	F	204	ASP
1	F	206	SER
1	F	232	GLU
1	F	262	PRO
1	F	274	GLY
1	F	354	SER

*Continued on next page...*

*Continued from previous page...*

<b>Mol</b>	<b>Chain</b>	<b>Res</b>	<b>Type</b>
1	F	385	LEU
1	F	620	THR
1	F	654	ILE
1	F	719	LYS
1	F	731	GLU
1	F	756	ILE
1	F	757	THR
1	F	765	THR
1	F	777	TYR
2	H	18	LEU
2	H	25	GLY
2	H	41	GLN
2	H	107	HIS
2	I	12	PHE
2	I	18	LEU
2	I	25	GLY
2	I	41	GLN
2	I	107	HIS
2	J	12	PHE
2	J	18	LEU
2	J	22	ASP
2	J	25	GLY
2	J	41	GLN
2	J	107	HIS
2	K	18	LEU
2	K	25	GLY
2	K	41	GLN
2	K	107	HIS
2	L	18	LEU
2	L	25	GLY
2	L	41	GLN
2	L	107	HIS
2	M	12	PHE
2	M	18	LEU
2	M	22	ASP
2	M	25	GLY
2	M	41	GLN
2	M	107	HIS
1	A	98	SER
1	A	165	GLN
1	A	176	GLY
1	A	187	SER

*Continued on next page...*

*Continued from previous page...*

<b>Mol</b>	<b>Chain</b>	<b>Res</b>	<b>Type</b>
1	A	307	LEU
1	A	329	ARG
1	A	452	GLU
1	A	510	GLN
1	A	605	THR
1	A	777	TYR
1	B	98	SER
1	B	165	GLN
1	B	187	SER
1	B	190	PRO
1	B	307	LEU
1	B	329	ARG
1	B	452	GLU
1	B	496	ALA
1	B	510	GLN
1	B	605	THR
1	B	777	TYR
1	C	98	SER
1	C	165	GLN
1	C	176	GLY
1	C	190	PRO
1	C	307	LEU
1	C	329	ARG
1	C	452	GLU
1	C	496	ALA
1	C	510	GLN
1	C	777	TYR
1	D	98	SER
1	D	165	GLN
1	D	190	PRO
1	D	329	ARG
1	D	510	GLN
1	D	605	THR
1	D	765	THR
1	D	777	TYR
1	E	98	SER
1	E	165	GLN
1	E	176	GLY
1	E	190	PRO
1	E	307	LEU
1	E	329	ARG
1	E	452	GLU

*Continued on next page...*



*Continued from previous page...*

<b>Mol</b>	<b>Chain</b>	<b>Res</b>	<b>Type</b>
1	E	510	GLN
1	E	777	TYR
1	F	98	SER
1	F	159	TYR
1	F	165	GLN
1	F	188	LEU
1	F	307	LEU
1	F	329	ARG
1	F	452	GLU
1	F	496	ALA
1	F	510	GLN
1	F	605	THR
2	H	12	PHE
2	H	21	LYS
2	H	37	ARG
2	H	59	GLY
2	H	127	GLU
2	I	21	LYS
2	I	37	ARG
2	I	59	GLY
2	I	127	GLU
2	J	21	LYS
2	J	37	ARG
2	J	59	GLY
2	J	127	GLU
2	K	12	PHE
2	K	21	LYS
2	K	37	ARG
2	K	59	GLY
2	K	127	GLU
2	L	12	PHE
2	L	21	LYS
2	L	37	ARG
2	L	59	GLY
2	L	127	GLU
2	M	21	LYS
2	M	37	ARG
2	M	59	GLY
2	M	127	GLU
1	A	189	ASP
1	A	295	VAL
1	A	441	VAL

*Continued on next page...*

*Continued from previous page...*

<b>Mol</b>	<b>Chain</b>	<b>Res</b>	<b>Type</b>
1	A	496	ALA
1	A	597	ASN
1	A	601	GLU
1	A	773	PHE
1	B	176	GLY
1	B	295	VAL
1	B	441	VAL
1	B	601	GLU
1	B	773	PHE
1	C	187	SER
1	C	295	VAL
1	C	441	VAL
1	C	601	GLU
1	C	773	PHE
1	D	159	TYR
1	D	176	GLY
1	D	187	SER
1	D	295	VAL
1	D	441	VAL
1	D	496	ALA
1	D	601	GLU
1	D	773	PHE
1	E	295	VAL
1	E	441	VAL
1	E	496	ALA
1	E	601	GLU
1	E	773	PHE
1	F	176	GLY
1	F	189	ASP
1	F	295	VAL
1	F	347	GLY
1	F	441	VAL
1	F	597	ASN
1	F	601	GLU
1	F	773	PHE
2	H	73	ALA
2	I	73	ALA
2	J	73	ALA
2	K	73	ALA
2	L	73	ALA
2	M	73	ALA
1	A	347	GLY

*Continued on next page...*

*Continued from previous page...*

<b>Mol</b>	<b>Chain</b>	<b>Res</b>	<b>Type</b>
1	A	466	GLY
1	A	637	PRO
1	B	466	GLY
1	B	597	ASN
1	B	637	PRO
1	C	466	GLY
1	C	597	ASN
1	C	637	PRO
1	D	466	GLY
1	D	597	ASN
1	D	637	PRO
1	E	347	GLY
1	E	466	GLY
1	E	597	ASN
1	E	617	LYS
1	E	637	PRO
1	F	466	GLY
1	F	637	PRO
2	H	38	SER
2	I	102	ALA
2	M	38	SER
1	A	568	GLY
1	B	177	ILE
1	B	347	GLY
1	B	568	GLY
1	C	189	ASP
1	C	347	GLY
1	C	568	GLY
1	D	177	ILE
1	D	347	GLY
1	D	568	GLY
1	E	161	ILE
1	E	177	ILE
1	E	568	GLY
1	F	177	ILE
1	F	568	GLY
1	A	177	ILE
1	C	177	ILE
1	C	481	VAL
1	F	190	PRO
1	A	342	GLY
1	A	481	VAL

*Continued on next page...*

*Continued from previous page...*

Mol	Chain	Res	Type
1	A	619	ILE
1	B	342	GLY
1	B	481	VAL
1	B	619	ILE
1	C	619	ILE
1	D	342	GLY
1	D	481	VAL
1	D	619	ILE
1	E	342	GLY
1	E	481	VAL
1	E	619	ILE
1	F	481	VAL
1	F	619	ILE
1	C	342	GLY
1	F	342	GLY
1	A	181	ILE
1	B	189	ASP
1	E	181	ILE
2	H	134	GLY

### 5.3.2 Protein sidechains [i](#)

In the following table, the Percentiles column shows the percent sidechain outliers of the chain as a percentile score with respect to all X-ray entries followed by that with respect to entries of similar resolution.

The Analysed column shows the number of residues for which the sidechain conformation was analysed, and the total number of residues.

Mol	Chain	Analysed	Rotameric	Outliers	Percentiles
1	A	664/705 (94%)	577 (87%)	87 (13%)	4 23
1	B	664/705 (94%)	576 (87%)	88 (13%)	4 23
1	C	664/705 (94%)	575 (87%)	89 (13%)	4 23
1	D	664/705 (94%)	571 (86%)	93 (14%)	3 21
1	E	664/705 (94%)	577 (87%)	87 (13%)	4 23
1	F	664/705 (94%)	578 (87%)	86 (13%)	4 24
2	H	123/123 (100%)	105 (85%)	18 (15%)	3 20
2	I	123/123 (100%)	105 (85%)	18 (15%)	3 20
2	J	123/123 (100%)	105 (85%)	18 (15%)	3 20

*Continued on next page...*

*Continued from previous page...*

Mol	Chain	Analysed	Rotameric	Outliers	Percentiles	
2	K	123/123 (100%)	105 (85%)	18 (15%)	3	20
2	L	123/123 (100%)	105 (85%)	18 (15%)	3	20
2	M	123/123 (100%)	105 (85%)	18 (15%)	3	20
All	All	4722/4968 (95%)	4084 (86%)	638 (14%)	4	23

All (638) residues with a non-rotameric sidechain are listed below:

Mol	Chain	Res	Type
1	A	65	ASN
1	A	71	PHE
1	A	76	LEU
1	A	82	THR
1	A	84	ASP
1	A	88	LYS
1	A	89	ILE
1	A	97	TYR
1	A	110	ASP
1	A	115	LYS
1	A	117	LEU
1	A	120	LEU
1	A	122	GLU
1	A	135	VAL
1	A	140	ARG
1	A	141	PHE
1	A	149	THR
1	A	158	ASP
1	A	172	GLU
1	A	173	ILE
1	A	182	ILE
1	A	188	LEU
1	A	190	PRO
1	A	210	PHE
1	A	218	LEU
1	A	229	PHE
1	A	248	TYR
1	A	254	ARG
1	A	255	THR
1	A	279	ILE
1	A	284	LYS
1	A	292	ARG
1	A	293	ILE

*Continued on next page...*

*Continued from previous page...*

<b>Mol</b>	<b>Chain</b>	<b>Res</b>	<b>Type</b>
1	A	323	ASN
1	A	324	THR
1	A	328	PHE
1	A	349	ASN
1	A	356	ASP
1	A	364	ILE
1	A	370	LEU
1	A	377	GLN
1	A	385	LEU
1	A	392	THR
1	A	395	GLU
1	A	397	GLU
1	A	400	LYS
1	A	415	GLU
1	A	427	ASP
1	A	434	LEU
1	A	436	GLU
1	A	438	ASN
1	A	446	ILE
1	A	451	ASN
1	A	455	TYR
1	A	469	PHE
1	A	470	ASN
1	A	473	ASN
1	A	484	VAL
1	A	501	LEU
1	A	507	GLN
1	A	514	ASP
1	A	545	THR
1	A	551	ASN
1	A	557	LEU
1	A	562	GLU
1	A	573	ASP
1	A	580	GLU
1	A	597	ASN
1	A	626	TYR
1	A	635	ILE
1	A	639	ASN
1	A	650	THR
1	A	659	THR
1	A	665	LYS
1	A	666	ASN

*Continued on next page...*

*Continued from previous page...*

<b>Mol</b>	<b>Chain</b>	<b>Res</b>	<b>Type</b>
1	A	670	ILE
1	A	672	ARG
1	A	682	SER
1	A	688	PHE
1	A	709	ASN
1	A	714	GLN
1	A	744	GLU
1	A	755	ARG
1	A	766	HIS
1	A	767	GLN
1	A	770	ASN
1	A	781	ASN
1	B	64	ASN
1	B	65	ASN
1	B	71	PHE
1	B	76	LEU
1	B	82	THR
1	B	84	ASP
1	B	88	LYS
1	B	89	ILE
1	B	97	TYR
1	B	110	ASP
1	B	115	LYS
1	B	117	LEU
1	B	120	LEU
1	B	122	GLU
1	B	135	VAL
1	B	140	ARG
1	B	141	PHE
1	B	149	THR
1	B	158	ASP
1	B	172	GLU
1	B	173	ILE
1	B	182	ILE
1	B	188	LEU
1	B	190	PRO
1	B	210	PHE
1	B	218	LEU
1	B	229	PHE
1	B	248	TYR
1	B	254	ARG
1	B	255	THR

*Continued on next page...*

*Continued from previous page...*

<b>Mol</b>	<b>Chain</b>	<b>Res</b>	<b>Type</b>
1	B	279	ILE
1	B	284	LYS
1	B	292	ARG
1	B	293	ILE
1	B	320	ARG
1	B	323	ASN
1	B	324	THR
1	B	349	ASN
1	B	356	ASP
1	B	364	ILE
1	B	370	LEU
1	B	377	GLN
1	B	385	LEU
1	B	392	THR
1	B	395	GLU
1	B	397	GLU
1	B	400	LYS
1	B	415	GLU
1	B	427	ASP
1	B	434	LEU
1	B	436	GLU
1	B	438	ASN
1	B	446	ILE
1	B	451	ASN
1	B	455	TYR
1	B	469	PHE
1	B	470	ASN
1	B	473	ASN
1	B	479	LYS
1	B	484	VAL
1	B	501	LEU
1	B	507	GLN
1	B	514	ASP
1	B	545	THR
1	B	551	ASN
1	B	557	LEU
1	B	562	GLU
1	B	573	ASP
1	B	580	GLU
1	B	597	ASN
1	B	626	TYR
1	B	635	ILE

*Continued on next page...*



*Continued from previous page...*

<b>Mol</b>	<b>Chain</b>	<b>Res</b>	<b>Type</b>
1	B	639	ASN
1	B	650	THR
1	B	659	THR
1	B	665	LYS
1	B	666	ASN
1	B	672	ARG
1	B	682	SER
1	B	688	PHE
1	B	709	ASN
1	B	714	GLN
1	B	744	GLU
1	B	755	ARG
1	B	766	HIS
1	B	767	GLN
1	B	770	ASN
1	B	781	ASN
1	C	65	ASN
1	C	71	PHE
1	C	76	LEU
1	C	82	THR
1	C	84	ASP
1	C	88	LYS
1	C	89	ILE
1	C	97	TYR
1	C	110	ASP
1	C	115	LYS
1	C	117	LEU
1	C	120	LEU
1	C	122	GLU
1	C	135	VAL
1	C	140	ARG
1	C	141	PHE
1	C	149	THR
1	C	158	ASP
1	C	172	GLU
1	C	173	ILE
1	C	182	ILE
1	C	188	LEU
1	C	190	PRO
1	C	210	PHE
1	C	218	LEU
1	C	229	PHE

*Continued on next page...*

*Continued from previous page...*

<b>Mol</b>	<b>Chain</b>	<b>Res</b>	<b>Type</b>
1	C	248	TYR
1	C	254	ARG
1	C	255	THR
1	C	279	ILE
1	C	284	LYS
1	C	292	ARG
1	C	293	ILE
1	C	309	PRO
1	C	320	ARG
1	C	323	ASN
1	C	324	THR
1	C	328	PHE
1	C	349	ASN
1	C	356	ASP
1	C	364	ILE
1	C	370	LEU
1	C	377	GLN
1	C	385	LEU
1	C	392	THR
1	C	395	GLU
1	C	397	GLU
1	C	400	LYS
1	C	415	GLU
1	C	427	ASP
1	C	434	LEU
1	C	436	GLU
1	C	438	ASN
1	C	446	ILE
1	C	451	ASN
1	C	455	TYR
1	C	469	PHE
1	C	470	ASN
1	C	473	ASN
1	C	484	VAL
1	C	501	LEU
1	C	507	GLN
1	C	514	ASP
1	C	545	THR
1	C	551	ASN
1	C	557	LEU
1	C	562	GLU
1	C	573	ASP

*Continued on next page...*

*Continued from previous page...*

<b>Mol</b>	<b>Chain</b>	<b>Res</b>	<b>Type</b>
1	C	580	GLU
1	C	597	ASN
1	C	626	TYR
1	C	635	ILE
1	C	639	ASN
1	C	650	THR
1	C	659	THR
1	C	665	LYS
1	C	666	ASN
1	C	670	ILE
1	C	672	ARG
1	C	673	SER
1	C	682	SER
1	C	688	PHE
1	C	709	ASN
1	C	714	GLN
1	C	744	GLU
1	C	755	ARG
1	C	766	HIS
1	C	770	ASN
1	C	781	ASN
1	D	64	ASN
1	D	65	ASN
1	D	71	PHE
1	D	76	LEU
1	D	82	THR
1	D	84	ASP
1	D	88	LYS
1	D	89	ILE
1	D	97	TYR
1	D	110	ASP
1	D	115	LYS
1	D	117	LEU
1	D	120	LEU
1	D	122	GLU
1	D	135	VAL
1	D	140	ARG
1	D	141	PHE
1	D	147	ARG
1	D	149	THR
1	D	158	ASP
1	D	172	GLU

*Continued on next page...*

*Continued from previous page...*

<b>Mol</b>	<b>Chain</b>	<b>Res</b>	<b>Type</b>
1	D	173	ILE
1	D	182	ILE
1	D	188	LEU
1	D	190	PRO
1	D	210	PHE
1	D	218	LEU
1	D	229	PHE
1	D	248	TYR
1	D	254	ARG
1	D	255	THR
1	D	279	ILE
1	D	284	LYS
1	D	292	ARG
1	D	293	ILE
1	D	309	PRO
1	D	320	ARG
1	D	323	ASN
1	D	324	THR
1	D	328	PHE
1	D	349	ASN
1	D	356	ASP
1	D	364	ILE
1	D	370	LEU
1	D	377	GLN
1	D	385	LEU
1	D	392	THR
1	D	395	GLU
1	D	397	GLU
1	D	400	LYS
1	D	415	GLU
1	D	427	ASP
1	D	434	LEU
1	D	436	GLU
1	D	438	ASN
1	D	446	ILE
1	D	451	ASN
1	D	455	TYR
1	D	469	PHE
1	D	470	ASN
1	D	473	ASN
1	D	484	VAL
1	D	501	LEU

*Continued on next page...*

*Continued from previous page...*

<b>Mol</b>	<b>Chain</b>	<b>Res</b>	<b>Type</b>
1	D	507	GLN
1	D	514	ASP
1	D	545	THR
1	D	551	ASN
1	D	557	LEU
1	D	562	GLU
1	D	573	ASP
1	D	580	GLU
1	D	597	ASN
1	D	626	TYR
1	D	635	ILE
1	D	639	ASN
1	D	650	THR
1	D	659	THR
1	D	665	LYS
1	D	666	ASN
1	D	670	ILE
1	D	672	ARG
1	D	674	SER
1	D	675	ASN
1	D	682	SER
1	D	688	PHE
1	D	709	ASN
1	D	714	GLN
1	D	724	ARG
1	D	744	GLU
1	D	755	ARG
1	D	766	HIS
1	D	770	ASN
1	D	781	ASN
1	E	65	ASN
1	E	71	PHE
1	E	76	LEU
1	E	82	THR
1	E	84	ASP
1	E	88	LYS
1	E	89	ILE
1	E	97	TYR
1	E	110	ASP
1	E	115	LYS
1	E	117	LEU
1	E	120	LEU

*Continued on next page...*

*Continued from previous page...*

<b>Mol</b>	<b>Chain</b>	<b>Res</b>	<b>Type</b>
1	E	122	GLU
1	E	135	VAL
1	E	140	ARG
1	E	141	PHE
1	E	147	ARG
1	E	149	THR
1	E	158	ASP
1	E	172	GLU
1	E	173	ILE
1	E	182	ILE
1	E	188	LEU
1	E	189	ASP
1	E	190	PRO
1	E	210	PHE
1	E	218	LEU
1	E	229	PHE
1	E	248	TYR
1	E	254	ARG
1	E	255	THR
1	E	279	ILE
1	E	284	LYS
1	E	292	ARG
1	E	293	ILE
1	E	320	ARG
1	E	323	ASN
1	E	324	THR
1	E	349	ASN
1	E	356	ASP
1	E	364	ILE
1	E	370	LEU
1	E	377	GLN
1	E	385	LEU
1	E	392	THR
1	E	395	GLU
1	E	397	GLU
1	E	400	LYS
1	E	415	GLU
1	E	427	ASP
1	E	434	LEU
1	E	436	GLU
1	E	438	ASN
1	E	446	ILE

*Continued on next page...*

*Continued from previous page...*

<b>Mol</b>	<b>Chain</b>	<b>Res</b>	<b>Type</b>
1	E	451	ASN
1	E	455	TYR
1	E	469	PHE
1	E	470	ASN
1	E	473	ASN
1	E	484	VAL
1	E	501	LEU
1	E	507	GLN
1	E	514	ASP
1	E	545	THR
1	E	551	ASN
1	E	557	LEU
1	E	562	GLU
1	E	573	ASP
1	E	580	GLU
1	E	597	ASN
1	E	626	TYR
1	E	635	ILE
1	E	639	ASN
1	E	650	THR
1	E	659	THR
1	E	665	LYS
1	E	666	ASN
1	E	672	ARG
1	E	682	SER
1	E	688	PHE
1	E	709	ASN
1	E	714	GLN
1	E	744	GLU
1	E	755	ARG
1	E	766	HIS
1	E	770	ASN
1	E	781	ASN
1	F	65	ASN
1	F	71	PHE
1	F	76	LEU
1	F	82	THR
1	F	84	ASP
1	F	88	LYS
1	F	89	ILE
1	F	97	TYR
1	F	110	ASP

*Continued on next page...*

*Continued from previous page...*

<b>Mol</b>	<b>Chain</b>	<b>Res</b>	<b>Type</b>
1	F	115	LYS
1	F	117	LEU
1	F	120	LEU
1	F	122	GLU
1	F	135	VAL
1	F	140	ARG
1	F	141	PHE
1	F	147	ARG
1	F	149	THR
1	F	158	ASP
1	F	172	GLU
1	F	173	ILE
1	F	182	ILE
1	F	188	LEU
1	F	190	PRO
1	F	210	PHE
1	F	218	LEU
1	F	229	PHE
1	F	248	TYR
1	F	254	ARG
1	F	255	THR
1	F	279	ILE
1	F	284	LYS
1	F	292	ARG
1	F	293	ILE
1	F	320	ARG
1	F	323	ASN
1	F	324	THR
1	F	349	ASN
1	F	356	ASP
1	F	364	ILE
1	F	370	LEU
1	F	377	GLN
1	F	385	LEU
1	F	392	THR
1	F	395	GLU
1	F	397	GLU
1	F	400	LYS
1	F	415	GLU
1	F	427	ASP
1	F	434	LEU
1	F	436	GLU

*Continued on next page...*



*Continued from previous page...*

<b>Mol</b>	<b>Chain</b>	<b>Res</b>	<b>Type</b>
1	F	438	ASN
1	F	446	ILE
1	F	451	ASN
1	F	455	TYR
1	F	469	PHE
1	F	470	ASN
1	F	473	ASN
1	F	484	VAL
1	F	501	LEU
1	F	507	GLN
1	F	514	ASP
1	F	545	THR
1	F	551	ASN
1	F	557	LEU
1	F	562	GLU
1	F	573	ASP
1	F	580	GLU
1	F	597	ASN
1	F	626	TYR
1	F	635	ILE
1	F	639	ASN
1	F	650	THR
1	F	659	THR
1	F	665	LYS
1	F	666	ASN
1	F	672	ARG
1	F	682	SER
1	F	688	PHE
1	F	709	ASN
1	F	714	GLN
1	F	744	GLU
1	F	755	ARG
1	F	766	HIS
1	F	770	ASN
1	F	781	ASN
2	H	13	LYS
2	H	14	GLU
2	H	18	LEU
2	H	39	LEU
2	H	49	GLN
2	H	50	ASP
2	H	54	GLU

*Continued on next page...*

*Continued from previous page...*

<b>Mol</b>	<b>Chain</b>	<b>Res</b>	<b>Type</b>
2	H	55	VAL
2	H	65	PHE
2	H	67	GLU
2	H	80	ASP
2	H	83	GLU
2	H	97	ASN
2	H	104	GLU
2	H	111	ASN
2	H	117	THR
2	H	140	GLU
2	H	143	GLN
2	I	13	LYS
2	I	14	GLU
2	I	18	LEU
2	I	39	LEU
2	I	49	GLN
2	I	50	ASP
2	I	54	GLU
2	I	55	VAL
2	I	65	PHE
2	I	67	GLU
2	I	80	ASP
2	I	83	GLU
2	I	97	ASN
2	I	104	GLU
2	I	111	ASN
2	I	117	THR
2	I	140	GLU
2	I	143	GLN
2	J	13	LYS
2	J	14	GLU
2	J	18	LEU
2	J	39	LEU
2	J	49	GLN
2	J	50	ASP
2	J	54	GLU
2	J	55	VAL
2	J	65	PHE
2	J	67	GLU
2	J	80	ASP
2	J	83	GLU
2	J	97	ASN

*Continued on next page...*

*Continued from previous page...*

<b>Mol</b>	<b>Chain</b>	<b>Res</b>	<b>Type</b>
2	J	104	GLU
2	J	111	ASN
2	J	117	THR
2	J	140	GLU
2	J	143	GLN
2	K	13	LYS
2	K	14	GLU
2	K	18	LEU
2	K	39	LEU
2	K	49	GLN
2	K	50	ASP
2	K	54	GLU
2	K	55	VAL
2	K	65	PHE
2	K	67	GLU
2	K	80	ASP
2	K	83	GLU
2	K	97	ASN
2	K	104	GLU
2	K	111	ASN
2	K	117	THR
2	K	140	GLU
2	K	143	GLN
2	L	13	LYS
2	L	14	GLU
2	L	18	LEU
2	L	39	LEU
2	L	49	GLN
2	L	50	ASP
2	L	54	GLU
2	L	55	VAL
2	L	65	PHE
2	L	67	GLU
2	L	80	ASP
2	L	83	GLU
2	L	97	ASN
2	L	104	GLU
2	L	111	ASN
2	L	117	THR
2	L	140	GLU
2	L	143	GLN
2	M	13	LYS

*Continued on next page...*

*Continued from previous page...*

<b>Mol</b>	<b>Chain</b>	<b>Res</b>	<b>Type</b>
2	M	14	GLU
2	M	18	LEU
2	M	39	LEU
2	M	49	GLN
2	M	50	ASP
2	M	54	GLU
2	M	55	VAL
2	M	65	PHE
2	M	67	GLU
2	M	80	ASP
2	M	83	GLU
2	M	97	ASN
2	M	104	GLU
2	M	111	ASN
2	M	117	THR
2	M	140	GLU
2	M	143	GLN

Sometimes sidechains can be flipped to improve hydrogen bonding and reduce clashes. All (227) such sidechains are listed below:

<b>Mol</b>	<b>Chain</b>	<b>Res</b>	<b>Type</b>
1	A	80	GLN
1	A	129	ASN
1	A	155	ASN
1	A	165	GLN
1	A	212	GLN
1	A	239	HIS
1	A	323	ASN
1	A	332	ASN
1	A	337	ASN
1	A	349	ASN
1	A	351	HIS
1	A	377	GLN
1	A	387	ASN
1	A	438	ASN
1	A	507	GLN
1	A	510	GLN
1	A	518	ASN
1	A	551	ASN
1	A	553	GLN
1	A	581	GLN
1	A	597	ASN

*Continued on next page...*

*Continued from previous page...*

<b>Mol</b>	<b>Chain</b>	<b>Res</b>	<b>Type</b>
1	A	629	ASN
1	A	639	ASN
1	A	655	ASN
1	A	666	ASN
1	A	709	ASN
1	A	730	ASN
1	A	747	ASN
1	A	758	ASN
1	A	767	GLN
1	A	770	ASN
1	A	781	ASN
1	A	794	GLN
1	B	80	GLN
1	B	129	ASN
1	B	155	ASN
1	B	165	GLN
1	B	212	GLN
1	B	239	HIS
1	B	323	ASN
1	B	332	ASN
1	B	337	ASN
1	B	349	ASN
1	B	351	HIS
1	B	377	GLN
1	B	387	ASN
1	B	438	ASN
1	B	507	GLN
1	B	510	GLN
1	B	518	ASN
1	B	551	ASN
1	B	553	GLN
1	B	581	GLN
1	B	629	ASN
1	B	639	ASN
1	B	655	ASN
1	B	666	ASN
1	B	730	ASN
1	B	747	ASN
1	B	758	ASN
1	B	767	GLN
1	B	770	ASN
1	B	781	ASN

*Continued on next page...*

*Continued from previous page...*

<b>Mol</b>	<b>Chain</b>	<b>Res</b>	<b>Type</b>
1	B	794	GLN
1	C	80	GLN
1	C	129	ASN
1	C	155	ASN
1	C	165	GLN
1	C	212	GLN
1	C	239	HIS
1	C	323	ASN
1	C	332	ASN
1	C	337	ASN
1	C	349	ASN
1	C	351	HIS
1	C	377	GLN
1	C	387	ASN
1	C	438	ASN
1	C	507	GLN
1	C	510	GLN
1	C	518	ASN
1	C	551	ASN
1	C	553	GLN
1	C	581	GLN
1	C	629	ASN
1	C	639	ASN
1	C	655	ASN
1	C	666	ASN
1	C	709	ASN
1	C	730	ASN
1	C	747	ASN
1	C	758	ASN
1	C	767	GLN
1	C	770	ASN
1	C	781	ASN
1	C	794	GLN
1	D	80	GLN
1	D	129	ASN
1	D	155	ASN
1	D	165	GLN
1	D	212	GLN
1	D	239	HIS
1	D	323	ASN
1	D	332	ASN
1	D	337	ASN

*Continued on next page...*

*Continued from previous page...*

<b>Mol</b>	<b>Chain</b>	<b>Res</b>	<b>Type</b>
1	D	349	ASN
1	D	351	HIS
1	D	377	GLN
1	D	387	ASN
1	D	438	ASN
1	D	507	GLN
1	D	510	GLN
1	D	518	ASN
1	D	551	ASN
1	D	553	GLN
1	D	581	GLN
1	D	629	ASN
1	D	639	ASN
1	D	655	ASN
1	D	666	ASN
1	D	730	ASN
1	D	747	ASN
1	D	758	ASN
1	D	767	GLN
1	D	770	ASN
1	D	781	ASN
1	D	794	GLN
1	E	80	GLN
1	E	129	ASN
1	E	165	GLN
1	E	212	GLN
1	E	239	HIS
1	E	323	ASN
1	E	332	ASN
1	E	337	ASN
1	E	349	ASN
1	E	351	HIS
1	E	377	GLN
1	E	387	ASN
1	E	438	ASN
1	E	507	GLN
1	E	510	GLN
1	E	518	ASN
1	E	551	ASN
1	E	553	GLN
1	E	581	GLN
1	E	597	ASN

*Continued on next page...*

*Continued from previous page...*

<b>Mol</b>	<b>Chain</b>	<b>Res</b>	<b>Type</b>
1	E	629	ASN
1	E	639	ASN
1	E	655	ASN
1	E	666	ASN
1	E	709	ASN
1	E	730	ASN
1	E	747	ASN
1	E	758	ASN
1	E	767	GLN
1	E	770	ASN
1	E	781	ASN
1	E	794	GLN
1	F	80	GLN
1	F	129	ASN
1	F	155	ASN
1	F	165	GLN
1	F	212	GLN
1	F	239	HIS
1	F	323	ASN
1	F	332	ASN
1	F	337	ASN
1	F	349	ASN
1	F	351	HIS
1	F	377	GLN
1	F	387	ASN
1	F	438	ASN
1	F	507	GLN
1	F	510	GLN
1	F	518	ASN
1	F	551	ASN
1	F	553	GLN
1	F	581	GLN
1	F	597	ASN
1	F	629	ASN
1	F	639	ASN
1	F	655	ASN
1	F	666	ASN
1	F	730	ASN
1	F	747	ASN
1	F	758	ASN
1	F	767	GLN
1	F	770	ASN

*Continued on next page...*



*Continued from previous page...*

Mol	Chain	Res	Type
1	F	781	ASN
1	F	794	GLN
2	H	8	GLN
2	H	41	GLN
2	H	49	GLN
2	H	111	ASN
2	H	135	GLN
2	H	143	GLN
2	I	8	GLN
2	I	41	GLN
2	I	49	GLN
2	I	111	ASN
2	I	135	GLN
2	I	143	GLN
2	J	8	GLN
2	J	41	GLN
2	J	49	GLN
2	J	111	ASN
2	J	135	GLN
2	J	143	GLN
2	K	8	GLN
2	K	41	GLN
2	K	49	GLN
2	K	111	ASN
2	K	135	GLN
2	K	143	GLN
2	L	8	GLN
2	L	41	GLN
2	L	49	GLN
2	L	111	ASN
2	L	135	GLN
2	L	143	GLN
2	M	8	GLN
2	M	41	GLN
2	M	49	GLN
2	M	111	ASN
2	M	135	GLN
2	M	143	GLN

### 5.3.3 RNA ⓘ

There are no RNA molecules in this entry.

## 5.4 Non-standard residues in protein, DNA, RNA chains [i](#)

There are no non-standard protein/DNA/RNA residues in this entry.

## 5.5 Carbohydrates [i](#)

There are no monosaccharides in this entry.

## 5.6 Ligand geometry [i](#)

Of 30 ligands modelled in this entry, 24 are monoatomic - leaving 6 for Mogul analysis.

In the following table, the Counts columns list the number of bonds (or angles) for which Mogul statistics could be retrieved, the number of bonds (or angles) that are observed in the model and the number of bonds (or angles) that are defined in the Chemical Component Dictionary. The Link column lists molecule types, if any, to which the group is linked. The Z score for a bond length (or angle) is the number of standard deviations the observed value is removed from the expected value. A bond length (or angle) with  $|Z| > 2$  is considered an outlier worth inspection. RMSZ is the root-mean-square of all Z scores of the bond lengths (or angles).

Mol	Type	Chain	Res	Link	Bond lengths			Bond angles		
					Counts	RMSZ	$\# Z  > 2$	Counts	RMSZ	$\# Z  > 2$
4	POP	B	902	-	6,8,8	0.93	0	13,13,13	1.39	3 (23%)
4	POP	F	906	-	6,8,8	0.93	0	13,13,13	1.40	3 (23%)
4	POP	A	901	-	6,8,8	0.92	0	13,13,13	1.39	3 (23%)
4	POP	D	904	-	6,8,8	0.93	0	13,13,13	1.39	3 (23%)
4	POP	C	903	-	6,8,8	0.93	0	13,13,13	1.39	3 (23%)
4	POP	E	905	-	6,8,8	0.93	0	13,13,13	1.39	3 (23%)

In the following table, the Chirals column lists the number of chiral outliers, the number of chiral centers analysed, the number of these observed in the model and the number defined in the Chemical Component Dictionary. Similar counts are reported in the Torsion and Rings columns. '-' means no outliers of that kind were identified.

Mol	Type	Chain	Res	Link	Chirals	Torsions	Rings
4	POP	B	902	-	-	2/6/6/6	-
4	POP	F	906	-	-	2/6/6/6	-
4	POP	A	901	-	-	2/6/6/6	-
4	POP	D	904	-	-	2/6/6/6	-
4	POP	C	903	-	-	2/6/6/6	-
4	POP	E	905	-	-	2/6/6/6	-

There are no bond length outliers.

All (18) bond angle outliers are listed below:

Mol	Chain	Res	Type	Atoms	Z	Observed(°)	Ideal(°)
4	F	906	POP	O5-P2-O4	-2.66	100.26	110.68
4	C	903	POP	O5-P2-O4	-2.66	100.28	110.68
4	B	902	POP	O5-P2-O4	-2.66	100.28	110.68
4	D	904	POP	O5-P2-O4	-2.66	100.28	110.68
4	E	905	POP	O5-P2-O4	-2.65	100.31	110.68
4	A	901	POP	O5-P2-O4	-2.65	100.33	110.68
4	C	903	POP	O6-P2-O4	2.63	120.98	110.68
4	F	906	POP	O6-P2-O4	2.63	120.96	110.68
4	D	904	POP	O6-P2-O4	2.62	120.96	110.68
4	E	905	POP	O6-P2-O4	2.62	120.94	110.68
4	A	901	POP	O6-P2-O4	2.61	120.92	110.68
4	B	902	POP	O6-P2-O4	2.61	120.91	110.68
4	A	901	POP	O5-P2-O	2.29	112.32	104.64
4	B	902	POP	O5-P2-O	2.29	112.31	104.64
4	F	906	POP	O5-P2-O	2.29	112.30	104.64
4	E	905	POP	O5-P2-O	2.28	112.29	104.64
4	D	904	POP	O5-P2-O	2.28	112.29	104.64
4	C	903	POP	O5-P2-O	2.28	112.27	104.64

There are no chirality outliers.

All (12) torsion outliers are listed below:

Mol	Chain	Res	Type	Atoms
4	A	901	POP	P1-O-P2-O6
4	B	902	POP	P1-O-P2-O6
4	C	903	POP	P1-O-P2-O6
4	D	904	POP	P1-O-P2-O6
4	E	905	POP	P1-O-P2-O6
4	F	906	POP	P1-O-P2-O6
4	A	901	POP	P1-O-P2-O4
4	B	902	POP	P1-O-P2-O4
4	C	903	POP	P1-O-P2-O4
4	D	904	POP	P1-O-P2-O4
4	E	905	POP	P1-O-P2-O4
4	F	906	POP	P1-O-P2-O4

There are no ring outliers.

No monomer is involved in short contacts.

## 5.7 Other polymers [i](#)

There are no such residues in this entry.

## 5.8 Polymer linkage issues [i](#)

There are no chain breaks in this entry.

## 6 Fit of model and data

### 6.1 Protein, DNA and RNA chains

In the following table, the column labelled ‘#RSRZ > 2’ contains the number (and percentage) of RSRZ outliers, followed by percent RSRZ outliers for the chain as percentile scores relative to all X-ray entries and entries of similar resolution. The OWAB column contains the minimum, median, 95<sup>th</sup> percentile and maximum values of the occupancy-weighted average B-factor per residue. The column labelled ‘Q < 0.9’ lists the number of (and percentage) of residues with an average occupancy less than 0.9.

Mol	Chain	Analysed	<RSRZ>	#RSRZ>2	OWAB(Å <sup>2</sup> )	Q<0.9
1	A	735/777 (94%)	0.16	36 (4%) 29 18	28, 83, 137, 147	0
1	B	735/777 (94%)	0.16	37 (5%) 28 18	27, 83, 138, 147	0
1	C	735/777 (94%)	0.19	38 (5%) 27 17	28, 83, 138, 147	0
1	D	735/777 (94%)	0.11	33 (4%) 33 21	27, 84, 137, 147	0
1	E	735/777 (94%)	0.14	39 (5%) 26 16	28, 83, 138, 147	0
1	F	735/777 (94%)	0.17	36 (4%) 29 18	27, 84, 137, 147	0
2	H	146/146 (100%)	0.01	2 (1%) 75 61	26, 72, 130, 135	0
2	I	146/146 (100%)	-0.03	3 (2%) 63 48	27, 71, 130, 135	0
2	J	146/146 (100%)	-0.03	2 (1%) 75 61	26, 72, 130, 135	0
2	K	146/146 (100%)	-0.02	1 (0%) 87 78	27, 71, 129, 135	0
2	L	146/146 (100%)	0.01	2 (1%) 75 61	25, 71, 129, 135	0
2	M	146/146 (100%)	0.02	4 (2%) 54 38	25, 71, 130, 135	0
All	All	5286/5538 (95%)	0.13	233 (4%) 34 21	25, 81, 136, 147	0

All (233) RSRZ outliers are listed below:

Mol	Chain	Res	Type	RSRZ
1	B	185	ASP	10.4
1	B	229	PHE	9.3
1	C	205	SER	9.1
1	A	230	ILE	8.6
1	F	185	ASP	8.2
1	B	230	ILE	8.2
1	E	229	PHE	8.1
1	F	230	ILE	7.9
1	C	185	ASP	7.7
1	A	185	ASP	7.5
1	D	237	PHE	7.5

*Continued on next page...*

*Continued from previous page...*

<b>Mol</b>	<b>Chain</b>	<b>Res</b>	<b>Type</b>	<b>RSRZ</b>
1	B	237	PHE	7.4
1	F	237	PHE	7.2
1	E	185	ASP	6.9
1	F	229	PHE	6.8
1	E	205	SER	6.5
1	A	229	PHE	6.5
1	C	230	ILE	6.5
1	D	229	PHE	6.4
1	C	237	PHE	6.4
1	A	237	PHE	6.4
1	E	230	ILE	6.2
1	D	230	ILE	5.9
1	D	226	ASP	5.7
1	A	171	TYR	5.7
1	C	229	PHE	5.6
1	B	171	TYR	5.6
1	F	212	GLN	5.6
1	C	226	ASP	5.6
1	F	171	TYR	5.5
1	C	204	ASP	5.5
1	E	171	TYR	5.4
1	B	186	LYS	5.3
1	E	237	PHE	5.1
1	E	226	ASP	5.1
1	A	186	LYS	5.0
1	C	72	THR	5.0
1	A	226	ASP	5.0
1	A	212	GLN	4.9
1	C	206	SER	4.9
1	F	184	LYS	4.9
1	A	205	SER	4.9
1	D	171	TYR	4.9
1	C	171	TYR	4.8
1	E	207	ASP	4.7
1	C	190	PRO	4.7
1	B	226	ASP	4.7
1	C	186	LYS	4.6
1	B	184	LYS	4.5
1	D	205	SER	4.5
1	B	206	SER	4.4
1	B	162	ASN	4.4
1	B	212	GLN	4.4

*Continued on next page...*

*Continued from previous page...*

<b>Mol</b>	<b>Chain</b>	<b>Res</b>	<b>Type</b>	<b>RSRZ</b>
1	B	126	ASN	4.2
1	B	190	PRO	4.1
1	F	186	LYS	4.1
1	C	207	ASP	4.0
1	E	206	SER	4.0
1	D	214	PHE	4.0
1	F	205	SER	3.9
1	A	184	LYS	3.9
1	D	185	ASP	3.9
1	E	72	THR	3.9
1	F	206	SER	3.9
1	B	228	ASN	3.8
1	A	218	LEU	3.6
1	C	212	GLN	3.5
1	A	131	ARG	3.5
1	F	162	ASN	3.5
1	F	218	LEU	3.5
1	C	228	ASN	3.4
1	C	221	ASN	3.4
1	A	214	PHE	3.4
1	E	421	LYS	3.4
1	C	184	LYS	3.4
1	B	205	SER	3.4
1	E	212	GLN	3.4
1	E	184	LYS	3.4
1	D	186	LYS	3.4
1	C	241	PHE	3.3
1	C	213	LYS	3.3
1	E	162	ASN	3.3
1	D	131	ARG	3.3
1	B	213	LYS	3.2
1	A	489	THR	3.2
1	A	241	PHE	3.2
1	E	158	ASP	3.2
1	A	245	PHE	3.2
1	B	359	PRO	3.2
1	D	213	LYS	3.1
1	F	93	VAL	3.1
1	E	433	TYR	3.1
1	A	206	SER	3.1
1	B	328	PHE	3.1
1	E	186	LYS	3.1

*Continued on next page...*

*Continued from previous page...*

<b>Mol</b>	<b>Chain</b>	<b>Res</b>	<b>Type</b>	<b>RSRZ</b>
1	E	339	ILE	3.1
1	D	190	PRO	3.1
1	F	226	ASP	3.1
1	D	339	ILE	3.1
1	F	190	PRO	3.1
1	C	218	LEU	3.1
1	F	168	GLU	3.0
1	D	225	ILE	3.0
1	B	218	LEU	3.0
1	E	163	SER	3.0
1	E	359	PRO	3.0
1	B	207	ASP	3.0
1	F	433	TYR	2.9
1	A	228	ASN	2.9
1	D	241	PHE	2.9
1	E	213	LYS	2.9
1	B	125	LYS	2.9
1	C	763	LEU	2.9
1	F	228	ASN	2.9
1	D	490	ALA	2.8
1	A	359	PRO	2.8
1	E	525	LYS	2.8
1	F	214	PHE	2.8
1	C	254	ARG	2.8
1	D	204	ASP	2.8
1	C	227	ILE	2.8
1	E	204	ASP	2.8
2	K	18	LEU	2.8
1	D	207	ASP	2.8
1	A	162	ASN	2.8
1	A	161	ILE	2.7
1	D	359	PRO	2.7
1	F	494	LEU	2.7
1	B	163	SER	2.7
1	A	190	PRO	2.7
1	D	276	PHE	2.7
1	C	494	LEU	2.6
1	B	489	THR	2.6
2	M	78	ASP	2.6
1	C	449	GLU	2.6
1	E	245	PHE	2.6
1	C	93	VAL	2.6

*Continued on next page...*



*Continued from previous page...*

<b>Mol</b>	<b>Chain</b>	<b>Res</b>	<b>Type</b>	<b>RSRZ</b>
1	E	192	PHE	2.6
1	A	86	LEU	2.6
1	A	405	LEU	2.6
1	F	258	GLU	2.6
1	F	72	THR	2.6
1	E	228	ASN	2.6
1	F	241	PHE	2.6
1	F	160	ALA	2.6
1	D	118	GLN	2.5
1	E	363	TYR	2.5
1	D	363	TYR	2.5
1	D	701	LEU	2.5
1	D	212	GLN	2.5
1	E	168	GLU	2.5
1	D	218	LEU	2.5
2	J	18	LEU	2.5
1	F	260	TYR	2.4
1	B	494	LEU	2.4
1	E	494	LEU	2.4
2	L	18	LEU	2.4
1	B	400	LYS	2.4
1	E	254	ARG	2.4
1	B	217	LYS	2.4
1	B	257	LEU	2.4
1	F	207	ASP	2.4
2	I	15	ALA	2.4
2	M	112	LEU	2.4
1	C	490	ALA	2.4
1	E	214	PHE	2.3
1	F	339	ILE	2.3
1	C	181	ILE	2.3
1	F	86	LEU	2.3
1	A	192	PHE	2.3
1	D	254	ARG	2.3
1	D	525	LYS	2.3
1	E	190	PRO	2.3
1	D	492	TYR	2.3
2	I	18	LEU	2.3
2	L	19	PHE	2.3
1	C	421	LYS	2.3
1	B	331	VAL	2.3
1	E	225	ILE	2.2

*Continued on next page...*

*Continued from previous page...*

<b>Mol</b>	<b>Chain</b>	<b>Res</b>	<b>Type</b>	<b>RSRZ</b>
1	E	218	LEU	2.2
1	A	160	ALA	2.2
2	H	18	LEU	2.2
1	F	492	TYR	2.2
2	J	19	PHE	2.2
1	A	168	GLU	2.2
1	A	213	LYS	2.2
1	E	489	THR	2.2
1	B	198	SER	2.2
1	C	793	PHE	2.2
1	B	168	GLU	2.2
1	B	398	ILE	2.2
1	B	420	LEU	2.2
1	B	245	PHE	2.2
1	F	701	LEU	2.2
1	A	360	VAL	2.2
1	B	131	ARG	2.2
1	D	168	GLU	2.2
1	A	525	LYS	2.1
2	M	19	PHE	2.1
1	A	126	ASN	2.1
1	E	118	GLN	2.1
1	D	245	PHE	2.1
1	F	227	ILE	2.1
2	H	19	PHE	2.1
1	C	257	LEU	2.1
1	A	118	GLN	2.1
1	C	131	ARG	2.1
1	A	363	TYR	2.1
1	A	93	VAL	2.1
1	B	192	PHE	2.1
2	M	18	LEU	2.1
1	A	701	LEU	2.1
1	C	532	LEU	2.1
1	D	494	LEU	2.1
1	E	93	VAL	2.1
1	F	560	LEU	2.1
1	F	245	PHE	2.1
1	F	297	LYS	2.1
1	D	86	LEU	2.1
1	E	405	LEU	2.1
1	C	168	GLU	2.0

*Continued on next page...*

*Continued from previous page...*

Mol	Chain	Res	Type	RSRZ
1	F	421	LYS	2.0
1	A	497	LEU	2.0
1	C	350	VAL	2.0
1	D	793	PHE	2.0
1	B	405	LEU	2.0
1	E	701	LEU	2.0
1	C	664	ILE	2.0
1	B	363	TYR	2.0
1	C	268	MET	2.0
1	C	420	LEU	2.0
1	F	315	PHE	2.0
2	I	39	LEU	2.0

## 6.2 Non-standard residues in protein, DNA, RNA chains [i](#)

There are no non-standard protein/DNA/RNA residues in this entry.

## 6.3 Carbohydrates [i](#)

There are no monosaccharides in this entry.

## 6.4 Ligands [i](#)

In the following table, the Atoms column lists the number of modelled atoms in the group and the number defined in the chemical component dictionary. The B-factors column lists the minimum, median, 95<sup>th</sup> percentile and maximum values of B factors of atoms in the group. The column labelled 'Q< 0.9' lists the number of atoms with occupancy less than 0.9.

Mol	Type	Chain	Res	Atoms	RSCC	RSR	B-factors(Å <sup>2</sup> )	Q<0.9
4	POP	C	903	9/9	0.76	0.21	74,83,88,88	0
4	POP	B	902	9/9	0.78	0.28	76,85,88,89	0
4	POP	F	906	9/9	0.79	0.18	74,84,86,86	0
4	POP	A	901	9/9	0.80	0.18	76,84,85,86	0
4	POP	D	904	9/9	0.84	0.16	75,82,86,88	0
3	MG	F	905	1/1	0.88	0.27	14,14,14,14	0
5	CA	I	804	1/1	0.90	0.18	50,50,50,50	0
4	POP	E	905	9/9	0.92	0.12	77,85,87,88	0
3	MG	A	900	1/1	0.93	0.33	11,11,11,11	0
5	CA	L	709	1/1	0.93	0.18	75,75,75,75	0
5	CA	M	711	1/1	0.93	0.19	86,86,86,86	0

*Continued on next page...*

*Continued from previous page...*

Mol	Type	Chain	Res	Atoms	RSCC	RSR	B-factors( $\text{\AA}^2$ )	Q<0.9
5	CA	H	701	1/1	0.94	0.15	77,77,77,77	0
3	MG	B	901	1/1	0.94	0.28	10,10,10,10	0
5	CA	H	802	1/1	0.95	0.21	51,51,51,51	0
5	CA	J	806	1/1	0.95	0.21	44,44,44,44	0
5	CA	K	707	1/1	0.95	0.20	73,73,73,73	0
5	CA	K	808	1/1	0.95	0.21	47,47,47,47	0
5	CA	I	703	1/1	0.95	0.17	73,73,73,73	0
5	CA	I	803	1/1	0.95	0.14	24,24,24,24	0
5	CA	M	811	1/1	0.95	0.14	33,33,33,33	0
5	CA	M	812	1/1	0.95	0.24	48,48,48,48	0
3	MG	E	904	1/1	0.96	0.38	9,9,9,9	0
3	MG	C	902	1/1	0.96	0.24	5,5,5,5	0
5	CA	L	810	1/1	0.97	0.21	51,51,51,51	0
5	CA	H	801	1/1	0.97	0.12	29,29,29,29	0
5	CA	J	805	1/1	0.97	0.15	28,28,28,28	0
3	MG	D	903	1/1	0.97	0.30	8,8,8,8	0
5	CA	K	807	1/1	0.98	0.12	34,34,34,34	0
5	CA	L	809	1/1	0.98	0.15	28,28,28,28	0
5	CA	J	705	1/1	0.99	0.23	72,72,72,72	0

## 6.5 Other polymers [\(i\)](#)

There are no such residues in this entry.